

# AIRPLANE PARTS CATALOG

PA-34-220T

SENECA III  
SENECA IV

# PIPER AIRCRAFT CORPORATION

**PIPER AIRCRAFT  
PA-34-220T  
AIRPLANE PARTS CATALOG**

---

Published by  
Technical Publications

Piper Aircraft Corporation  
2926 Piper Drive  
Vero Beach, Florida 32960  
U.S.A.



Member of GAMA  
General Aviation  
Manufacturers Association

# PIPER AIRCRAFT PA-34-220T AIRPLANE PARTS CATALOG

---

## REVISION STATUS

The information compiled in this Parts Catalog is kept current by revisions distributed periodically.

Revisions to this PA-34-220T Parts Catalog issued December 15, 1980 are as follows:

<u>Aerofiche Effectivity</u>	<u>Publication Date</u>
ORG 801215	December 15, 1980
PR 810421	April 21, 1981
PR 810909	September 9, 1981
PR 820111	January 11, 1982
PR 820713	July 13, 1982
PR 830214	February 14, 1983
PR 830812	August 12, 1983
PR 840313	March 13, 1984
PR 840808	August 8, 1984
CR 891220	December 20, 1989
CR 931129	November 29, 1993
PR 061210	December 10, 2006
PR 070310	March 10, 2007
PR 070610	June 10, 2007
PR 070910	September 10, 2007
PR 080310	March 10, 2008
PR 080610	June 10, 2008
PR 080910	September 10, 2008
PR 090310	March 10, 2009
PR 090610	June 10, 2009

\* Piper has ceased production of all Aerofiche (i.e., microfiche) products.

Parts Catalog subscriptions are available exclusively from  
Avantext, Inc. ([www.Avantext.com](http://www.Avantext.com)) on CD-Rom or DVD.  
The CDs/DVDs include applicable Service Bulletins and Service Letters.

**PIPER AIRCRAFT  
PA-34-220T  
AIRPLANE PARTS CATALOG**

---

## INTRODUCTION

This illustrated Parts Catalog provides simple, positive identification of replacement parts for the Piper Model PA-34-220T, manufactured by the Piper Aircraft Corporation of Vero Beach, Florida.

**NOTE:** DO NOT USE THIS CATALOG FOR RIGGING AND INSTALLATION PURPOSES.

1. The catalog is divided into fourteen major sections as follows:
  - a. Section I to XIII inclusive contains all replacement parts for the complete airplane. Each section is subdivided and each division includes an illustration and a parts listing.
  - b. Section XIV is the Miscellaneous Group. This group includes an illustration and parts list for the Placards and Exterior Stencils and a listing of the Optional Equipment Kits, Repair Kits and Special Tools.
2. The following is a brief explanation of the columns in the parts lists: (Refer to EXAMPLE below).
  - a. The FIGURE AND INDEX NUMBER column indicates the illustration figure number and its part index number. EXAMPLE: (2-1), the 2 is the figure number and the 1 is the index number. The figure number appears only at the top of each parts list page.
  - b. The PART NUMBER column contains the identifying number of the replacement part and this number must be shown on all parts orders.
  - c. The CODE column is for the purpose of indicating special uses of the part. An explanation of the letter code used is shown on the grid (page) preceding each parts listing and pertains to that listing only.
  - d. The NOMENCLATURE column indicates the part name. This name must be shown on all parts orders.
  - e. The NO. REQ. (Number Required) column represents the total quantity of parts used per figure when the part is not indented and the quantity of parts used per assembly when the part is indented. The symbol AR listed in this column means As Required.
  - f. The SERIAL NUMBERS AFFECTED column indicates the part application by airplane serial number.

### EXAMPLE

Figure and Index Number	Part Number	Code	NOMENCLATURE	No. Req.	SERIAL NUMBERS AFFECTED
2-1	XXXXX-XX		DOOR ASSEMBLY - Baggage compartment	X	
-2	XXXXX-XX		* TUBE ASSEMBLY - Baggage door latch	X	
-3	XXXXX-XX		* * CLEVIS - Door latch tube assembly	X	
-4	XXXXX-XX		* * CLIP - Door latch tube assembly	X	

In the nomenclature column, the next higher assembly relationship of items covered is shown by the degree of indentation of each item and is indicated by an asterisk (\*). One asterisk signifies one indentation, two signifies two indentions, etc. The example listing above is interpreted as follows:

If the DOOR ASSEMBLY (not indented) is ordered, it will include the three items indented under the DOOR ASSEMBLY.

If the TUBE ASSEMBLY (indented one space) is ordered, it will include the two items indented under the TUBE ASSEMBLY.

If you want only a CLEVIS or CLIP, you order only that item.

# PIPER AIRCRAFT PA-34-220T AIRPLANE PARTS CATALOG

---

3. Piper Aircraft will supply all attaching parts to its customers in any quantity. When purchasing the attaching parts such as nuts, bolts, washers, cotter pins, etc. from Piper Aircraft, the customer or service center need only order the part(s) needed. However, parts such as rivets or consumables may have requirements in economical measures, such as pounds, gallons, etc.
4. All items of Optional Equipment are contained in the parts list in their proper sequence and sections. These items were not marked optional, since they are fully identified by their descriptions.
5. The Installation Drawings listed at the beginning of each figure are available for purchase. All other drawings are proprietary and not for sale. Contact your local Piper Distributor for more information.

## GRID NUMBERING

Piper has ceased production of all Aerofiche (i.e., microfiche) products. The Aerofiche grid numbers will be removed in the next complete revision. In the interim, as partial revisions occur, the Aerofiche grid numbering system may be modified, as explained below, to simplify production.

Deviations from the legacy Aerofiche grid numbering system will occur when it becomes necessary to add pages to the manual and will typically take two forms:

1. Inserting pages between two existing grids in the same row.

When inserting two pages between the existing grids 1A8 and 1A9, the two new pages will be numbered 1A8A and 1A8B.

2. Inserting pages at the end of an Aerofiche grid row.

The legacy Aerofiche grid numbering system limited page numbers in a row to a maximum of 24 (i.e., row 1A would be numbered 1A1-1A24). That limit no longer applies. Accordingly, if two pages need to be added between any existing grid row end and grid row start (i.e., 1A24 and 1B1), the new pages will simply be numbered 1A25 and 1A26.

## HOW TO IDENTIFY A PART IF YOU KNOW WHAT IT LOOKS LIKE AND KNOW WHERE IT IS LOCATED

1. Refer to Figure 1 to determine the section number in which the part is used.
2. Refer to the Table of Contents and locate the section. Note the figure numbers that illustrate the various subgroups of this main section. Select the figure title you think might contain the part you wish to identify and proceed to the grid (page) specified. If you don't find the part on this illustration, try another figure in this group.
3. Refer to Figure and Index Number in the parts listing for description of the part.

## HOW TO ORDER PARTS

When ordering parts for your Piper Airplanes, please observe the following instructions:

1. Place your order with your local distributor or service center.
2. Specify the model and serial number of your airplane.
3. Specify Part Number, Name, Type and Quantity Required.
4. Specify the method of shipment - Freight, express, parcel post, air express, air freight or air parcel post. Where the nature of the shipment requires it or when no instructions are given, we reserve the right to ship the most suitable way.
5. Request price and delivery information prior to order placement.

## GENERAL INFORMATION

1. **Shortages**  
All orders are checked before leaving our Shipping Department. A packing slip is enclosed with the shipment. Claims for errors or shortages must be made within three days after receipt of orders.
2. **Returned Goods**  
No material should be returned without first securing written permission. Material sent in without notice will be held at the owner's risk for thirty days and will then be disposed of as we see fit.  
  
Transportation charges must be prepaid on returned goods or the shipment will be refused.
3. **Transportation Liabilities**  
The Piper Aircraft Corporation cannot be held liable for damages to parts in transit from the factory. If a shipment is received in a damaged condition, have the delivery man or transportation company make a notation of the damage and file your claim with the carrier. In case of concealed damage, do not attempt to remove the part from the shipping container, or try to repair the damage, call the carrier and have their claim agent inspect the damage before filing your claim with the carrier.

# PIPER AIRCRAFT PA-34-220T AIRPLANE PARTS CATALOG

---

## PA-34-220T SERIAL NUMBER INFORMATION

The serial numbers of the PA-34-220T aircraft covered by this Parts Catalog are as follows:  
(Seneca III 14 Volt, Seneca III 28 Volt, and Seneca IV aircraft are included in these serial numbers.)

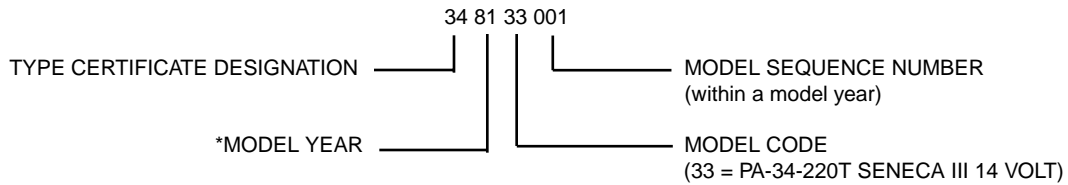
34-8133001 thru 34-8133277  
34-8233001 thru 34-8233205  
34-8333001 thru 34-8333133  
34-8433001 thru 34-8433088  
34-8533001 thru 34-8533069  
34-8633001 thru 34-8633031  
3433001 and up  
3448001 and up

## SERIAL NUMBER EXPLANATION

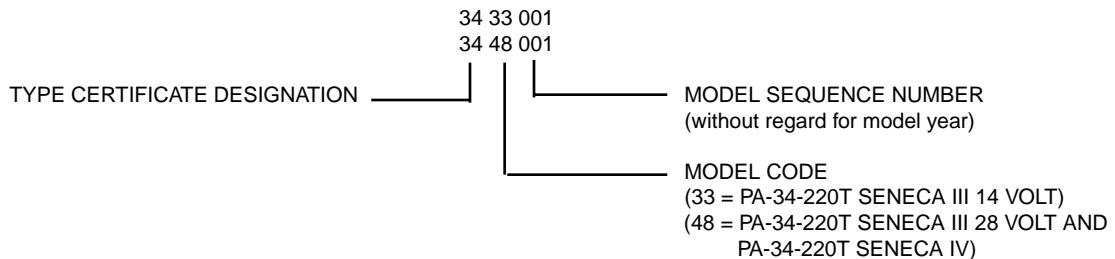
The serial number on the Manufacturer's Identification Plate is based on either a 3 or 4 set numbering system. In the 4-set system, the first set defines the Type Certificate Designation, the second set is the Model Year, the third set is the Model Code, while the fourth set is the Model Sequence Number (within a model year).

The 3-set system omits the model year\* and begins a new sequence with 3433001. This new sequence continues without renumbering for a new year.

### EXAMPLE



### EXAMPLE



# PIPER AIRCRAFT PA-34-220T AIRPLANE PARTS CATALOG

---

## STANDARD PAINT CHART

EXTERIOR	MFG. NO.	PIPER PART NUMBER	
		QUART	GALLON
POLYURETHANE ENAMEL (Dupont Imron)			
Baja Yellow	H7850U	4175 461	1175 461
Juneau White	H7848U	4175 462	1175 462
Ocala Orange	H7857UM	4175 463	1175 463
Madrid Red	H7851UM	4175 464	1175 464
Bahama Blue	H7853U	4175 465	1175 465
Avocado	H7852U	4175 466	1175 466
Las Vegas Gold	5242U	4176 121	1176 121
Dakota Black	99U	4175 467	1175 467
Denver Brown	H7859U	4176 122	1176 122
Matador Red	H7858U	4175 468	1175 468
Royal Blue	H7856U	4175 469	1175 469
Hickory Brown	H7855U	4175 470	1175 470
Silver	4531U	4176 123	1176 123
Lime Green	H7854U	4175 460	1175 460
Sage Green	K7887U	4176 132	1175 460
Firethorn	K7888UW	4176 133	1176 133
Buckskin	K7890U	4176 135	1176 135
Dark Blue	K7891U	4176 136	1176 136
Platinum Gray	N7819U	4176 126	1176 126
Sandalwood Tan	N7818U	4176 127	1176 127
Dark Claret	K7886U	4176 131	1176 131
Burnished Gold	N8068U	4763 528	1763 528
Light Blue	K8149U	4763 529	1763 529
Dark Saddle	N8070U	4763 530	1763 530
Dark Green	N8071U	4763 531	1763 531
Saffron	K7889UH	4763 532	1763 532
Light Sandalwood	W8275	4763 533	1763 533
Light Platinum	W8274	4763 534	1763 534
Catalyst (Activator)	912S	4179 950	1179 950
Reducer	Y8485S	4179 145	1179 145
Retarder	8100S	4179 599	1179 599
Accelerator	189S	4179 951	
POLYURETHANE PRIMER (Dupont Imron)			
Wash Primer	B9287	4170 766	1179 766
Wash Primer Thinner	K1733	4179 452	1179 452
Acid Thinner	B9289	4179 403	1179 403

## INTERIOR

### INSTRUMENT PANEL

Cadet Dark Grey	170 902
Grey II	170 907

NOTE: SEE SERVICE SPARES LETTER 407 FOR AVAILABILITY OF COLOR PAINT FOR THERMOPLASTIC INTERIOR PANELS.

**PIPER AIRCRAFT  
PA-34-220T  
AIRPLANE PARTS CATALOG**

---

THIS PAGE INTENTIONALLY LEFT BLANK



**PIPER AIRCRAFT  
PA-34-220T  
AIRPLANE PARTS CATALOG**

---

## TABLE OF CONTENTS

FIGURE NUMBER	FIGURE TITLE	GRID NUMBER
1	Complete Airplane .....	1A15, 2A15, 3A15
SECTION I WING GROUP		
2	Wing Installation .....	1A17
3	Wing Leading Edge Assembly .....	1A22
4	Wing Trailing Edge Assembly .....	1B5
5	Aileron Assembly .....	1B10
6	Flap Assembly .....	1B13
SECTION II FUSELAGE GROUP		
7	Fuselage Assembly - Complete .....	1B17
8	Fuselage Nose Cone Assembly .....	1B22
9	Fuselage Upper Forward Cockpit Assembly .....	1C1
10	Fuselage Upper Center Cockpit Assembly .....	1C6
11	Fuselage Upper Aft Cockpit Assembly .....	1C12
12	Fuselage Lower Forward Cockpit Assembly .....	1C15
13	Fuselage Lower Aft Cockpit Assembly .....	1C21
14	Fuselage Aft Section .....	1D1
15	Fuselage Forward Cabin Door .....	1D5
16	Fuselage Aft Cabin Door .....	1D10
17	Fuselage Aft Cargo Door .....	1D16
18	Fuselage Forward Baggage Door Assembly .....	1D21
19	Fuselage Enclosure Installation .....	1D24
SECTION III TAIL SURFACES GROUP		
20	Tail Surfaces Installation .....	1E5
21	Stabilator Assembly .....	1E9
22	Fin Assembly .....	1E13
23	Rudder Assembly .....	1E16
SECTION IV LANDING GEAR GROUP		
24	Nose Gear Installation .....	1E19
25	Nose Gear Assembly .....	1E23
26	Nose Wheel Assembly (Cleveland) .....	1F3
26A	Nose Wheel Assembly (McCauley) .....	1F6
27	Main Gear Installation .....	1F9
28	Main Gear Assembly .....	1F13
29	Main Wheel Assembly (Cleveland) .....	1F17
30	Brake Assembly .....	1F20
31	Nose and Main Gear Door Actuation Installations .....	1F23
32	Brake System Installation .....	1G3
33	Toe Brake Installation .....	1G6
34	Toe Brake Master Cylinder Assembly .....	1G9

**PIPER AIRCRAFT  
PA-34-220T  
AIRPLANE PARTS CATALOG**

---

## TABLE OF CONTENTS

FIGURE NUMBER	FIGURE TITLE	GRID NUMBER
SECTION V CABIN EQUIPMENT GROUP		
35	Forward Baggage Compartment Finishing Installation .....	1G13
36	Cockpit Finishing Installation .....	1G16
36A	Cockpit Finishing Installation (s/n 3448038 and up).....	1G22
37	Window Curtains Installation.....	1H1
37A	Window Shades and Reveals Installation (s/n 3448038 and up) .....	1H4
38	Carpet Installation .....	1H7
39	Forward Fresh Air Duct and Headliner Installation .....	1H13
39A	Forward Fresh Air Duct and Headliner Installation (s/n 3448038 and up).....	1H16
40	Seats Installation .....	1H22
41	Vertically Adjustable Front Seat Assembly .....	1I4
42	7th Seat Installation.....	1I9
43	Aft Facing Seat Assembly - Center .....	1I12
44	Club Seating Installation.....	1I15
SECTION VI INSTRUMENTS GROUP		
45	Instrument Panel Installation (14 Volt System).....	1I21
45A	Instrument Panel Installation (28 Volt System, includes s/n 3448001 thru 3448037).....	1J1
45B	Instrument Panel Installation (s/n 3448038 and up).....	1J5
46	Gyro Vacuum System Installation .....	1J9
47	Pitot Static System Installation .....	1J12
SECTION VII POWER PLANT GROUP		
48	Power Plant Installation .....	1J17
49	Engine Instrument Lines Installation .....	1J21
50	Engine Baffle Installation.....	1K1
51	Engine Cowl Assembly .....	1K6
52	Cowl Flap Installation .....	1K9
53	Two Blade Propeller Assembly (Hartzell) .....	1K12
54	Three Blade Propeller Assembly (McCauley).....	1K15
55	Propeller Synchrophaser System Installation (s/n 34-8133002 thru 34-8133195).....	1K19
55A	Propeller Synchrophaser System Installation (s/n 34-8133001, 34-8133196 and up, and 3448001 and up).....	1K22
55B	Propeller Unfeathering System Installation (s/n 34-8333001 and up, 3448001 and up) .....	1L1
56	Engine Controls Installation.....	1L6
57	Quadrant Assembly .....	1L10
58	Nacelle Installation .....	1L13
SECTION VIII FUEL SYSTEM GROUP		
59	Fuel System Installation - Wing and Fuselage .....	2A17
60	Fuel System Installation - Engine.....	2A21
61	Fuel Tank Assemblies .....	2A24

**PIPER AIRCRAFT  
PA-34-220T  
AIRPLANE PARTS CATALOG**

---

## TABLE OF CONTENTS

FIGURE NUMBER	FIGURE TITLE	GRID NUMBER
SECTION IX CONTROL SYSTEM GROUP		
62	Aileron Control Installation.....	2B5
63	Rudder Control Installation.....	2B9
64	Rudder Trim Installation.....	2B12
65	Stabilator Control Installation.....	2B18
66	Stabilator Trim Installation.....	2B21
67	Flap Control Installation (s/n 34-8133001 thru 34-8433086).....	2C1
67A	Flap Control Installation (s/n 34-8533001 and up, 3448001 and up).....	2C5
68	Control Wheel Installation.....	2C9
69	Bobweight Installation.....	2C13
70	Rudder Pedal Installation.....	2C18
SECTION X HYDRAULIC SYSTEM GROUP		
71	Hydraulic System Installation.....	2C23
SECTION XI ENVIRONMENTAL GROUP		
72	Heat and Defrost System Installation.....	2D5
73	Janitrol Heater Assembly.....	2D8
74	Janitrol Heater Components.....	2D11
75	Heater Duct Installation.....	2D14
76	Heater Fuel System Installation.....	2D17
77	Heater Controls Installation.....	2D22
78	Aft Fresh Air Duct Installation.....	2E1
79	Air Conditioning Compressor and Refrigerant Lines Installation.....	2E4
80	Air Conditioning Duct and Evaporator Installation.....	2E7
81	Air Conditioning Condenser and Scoop Installation (14 Volt System).....	2E10
81A	Air Conditioning Condenser and Scoop Installation (28 Volt System).....	2E14
82	Oxygen System Installation.....	2E17
82A	Oxygen System Installation.....	2E24
83	Pneumatic Deicer Installation (14 Volt System).....	2F3
83A	Pneumatic Deicer Installation (28 Volt System).....	2F7
SECTION XII ELECTRICAL SYSTEM GROUP		
84	Electrical System Installation (14 Volt System).....	2F11
84A	Electrical System Installation (28 Volt System).....	2F15
85	Instrument Panel Electrical Installation (14 Volt System).....	2F19
85A	Instrument Panel Electrical Installation (28 Volt System).....	2G2
85B	Circuit Breaker Panel Assembly (28 Volt System).....	2G6
85C	Electrical/Avionics Switches (s/n 3448038 and up).....	2G9
85D	Ice Protection System Controls (s/n 3448038 and up).....	2G12
86	Air Conditioning Electrical Installation.....	2G15
87	External Power Supply Installation (14 Volt System).....	2G18
87A	External Power Supply Installation (28 Volt System).....	2G21
87B	Battery Installation (28 Volt System).....	2G24

(ELECTRICAL SYSTEM GROUP CONTINUED ON NEXT PAGE)

**PIPER AIRCRAFT  
PA-34-220T  
AIRPLANE PARTS CATALOG**

---

## TABLE OF CONTENTS

FIGURE NUMBER	FIGURE TITLE	GRID NUMBER
SECTION XII		
ELECTRICAL SYSTEM GROUP (continued)		
88	Strobe Lights Installation (14 Volt System).....	2H3
88A	Strobe Lights Installation (28 Volt System).....	2H9
89	Landing Light Installation.....	2H12
90	Two Blade Propeller Electric Deicer Installation .....	2H15
91	Three Blade Propeller Electric Deicer Installation .....	2H18
92	Heated Glass Panel Installation .....	2H21
SECTION XIII		
ELECTRONICS GROUP		
93	Century 21 AutoPilot Installation.....	2I1
93A	Century 41 AutoPilot Installation (s/n 34-8133010 and up).....	2I4
93B	Century 31 AutoPilot Installation (s/n 34-8433001 and up).....	2I7
93C	King KFC-200 AutoPilot/Flight Director Installation.....	2I10
93D	King KAP 150/KFC 150 AutoPilot/Flight Director Installation (s/n 34-8433001 and up).....	2I13
94	Piper Automatic Locator (ELT-10) Installation (Narco Avionics) .....	2I16
94A	Piper Automatic Locator (ELT-910) (Narco Avionics) and.(ELT 110-4 Artex) Instl.....	2I19
95	Radar Altimeter Installation (Bonzer).....	2I22
96	Radar Altimeter Installation (King).....	2J1
97	Encoder Installation (Narco-AR 850).....	2J4
98	Radio Antenna System and Static Wicks Installation.....	2J7
99	Radar System Installation (RCA Weatherscout II, Bendix RDR-160 and RDS-82, and King KWX-56).....	2J10
99A	Electric Pitch Trim Installation (s/n 34-8433050 and up) .....	2J13
100	Avionics Cooling Installation.....	2J16
SECTION XIV		
MISCELLANEOUS GROUP		
101	Placards and Exterior Stencils .....	2J21
	Optional Equipment Kits/Repair Kits/Special Tools/Miscellaneous Hardware.....	2K5
	Consumables .....	2K6
	Avionics Installations .....	2K8
	NUMERICAL INDEX	3A17

**PIPER AIRCRAFT  
PA-34-220T  
AIRPLANE PARTS CATALOG**

---

THIS PAGE INTENTIONALLY LEFT BLANK

**PIPER AIRCRAFT  
PA-34-220T  
AIRPLANE PARTS CATALOG**

---

THIS PAGE INTENTIONALLY LEFT BLANK

PIPER AIRCRAFT  
PA-34-220T  
AIRPLANE PARTS CATALOG

---

MISCELLANEOUS XIV

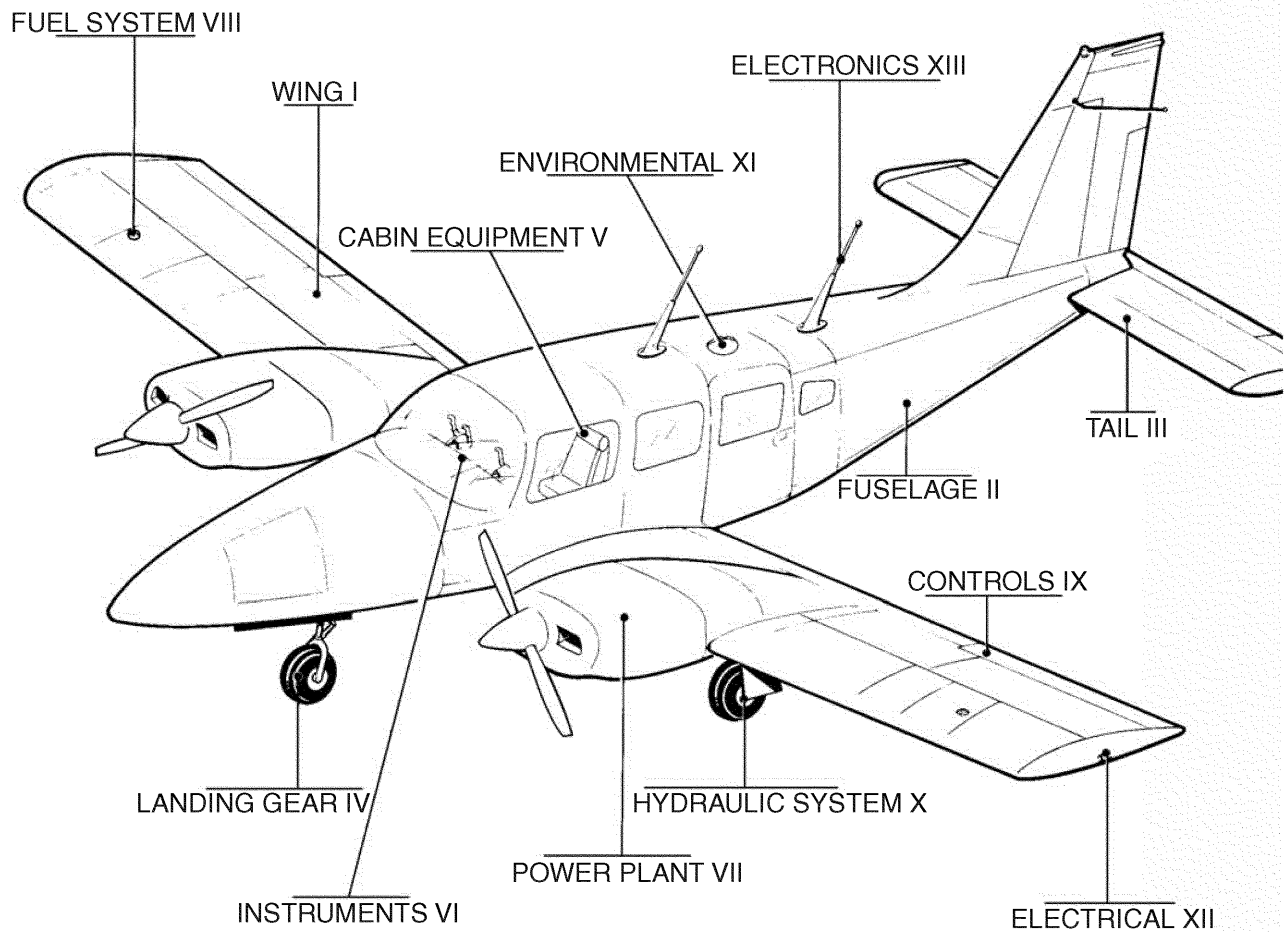


Figure 1. Complete Airplane

**PIPER AIRCRAFT  
PA-34-220T  
AIRPLANE PARTS CATALOG**

---

THIS PAGE INTENTIONALLY LEFT BLANK



PIPER AIRCRAFT  
PA-34-220T  
AIRPLANE PARTS CATALOG

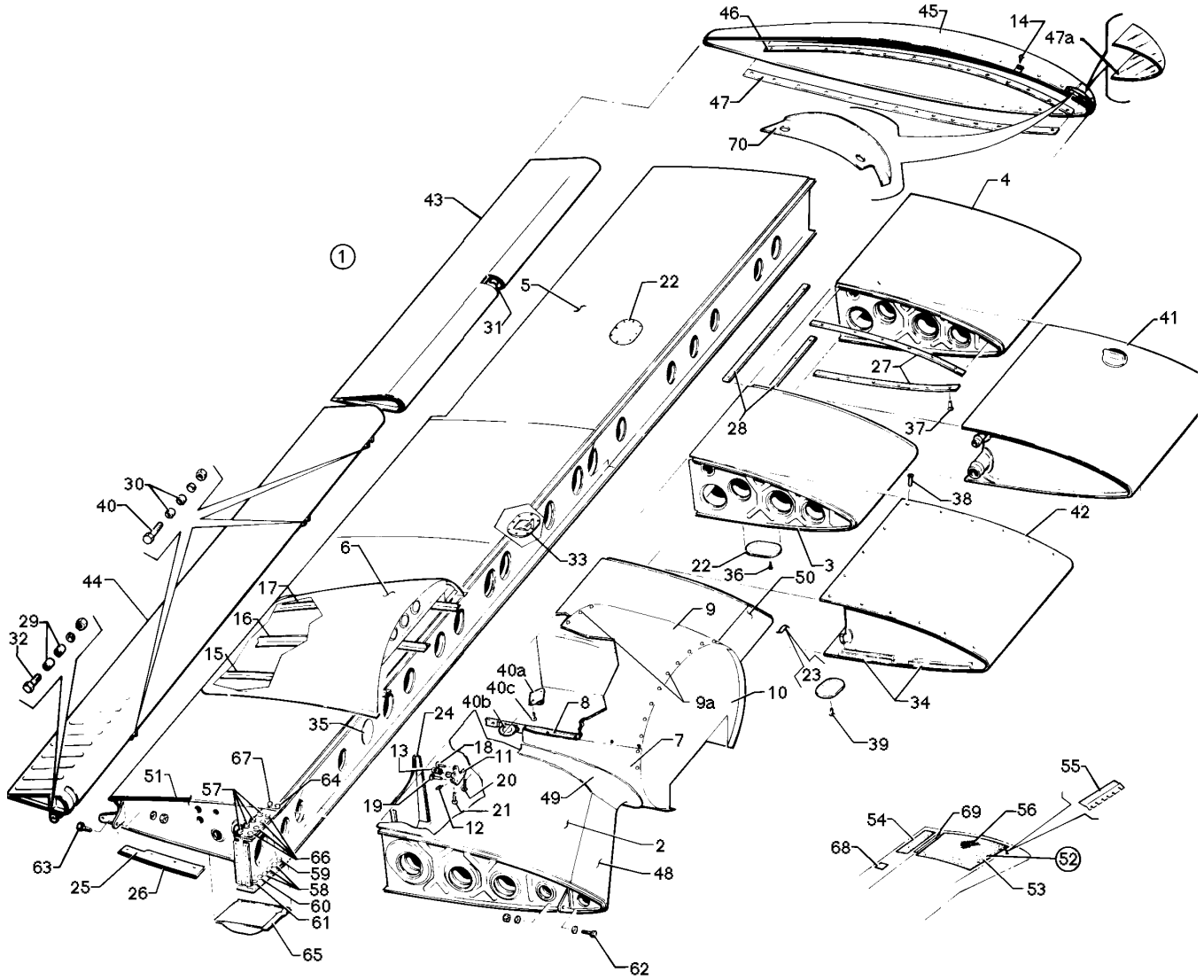


Figure 2. Wing Installation

Reissued: November 29, 1993

**PIPER AIRCRAFT  
PA-34-220T  
AIRPLANE PARTS CATALOG**

---

CODE EXPLANATIONS FOR FIGURE 2

- A - See figure 3 for component parts.
- B - See figure 4 for component parts.
- C - See figure 58 for component parts.
- D - See figure 61 for component parts.
- E - See figure 5 for component parts.
- F - See figure 6 for component parts.
- G - Used if air conditioning is installed.
- H - Used if optional center fuel cell is not installed.
- J - Used if optional center fuel cell is installed.
- K - Items 16 through 27 on figure 31 are components of this assembly.
- L - Complete kit required if replacing safety walk compound painted on wing.
- M - When ordering, specify if optional center fuel cell is or is not installed.
- N - Used if wing recognition lights are not installed.
- P - Used if wing recognition lights are installed.
- Q - Reference Piper Service Bulletin #977, - latest revision.
- R - Reference Piper Service Letter #609, - latest revision.

# PIPER AIRCRAFT PA-34-220T AIRPLANE PARTS CATALOG

Figure and Index Number	Part Number	Code	Nomenclature	No. Req.	Serial Numbers Affected
2-	87268 37093		DRAWING - Wing Installation DRAWING - Wing Assembly (Complete)		
-1	39450-02 39450-03 39450-04 39450-05	K,M K,M	WING ASSEMBLY - Left WING ASSEMBLY - Right WING ASSEMBLY - Left (optional) WING ASSEMBLY - Right (optional)	1 1 1 1	
-2	37021-02 37021-03	A A	* LEADING EDGE ASSEMBLY - Wing, inboard, left * LEADING EDGE ASSEMBLY - Wing, inboard, right	1 1	
-3	95614-06 95614-01 37770-02 37770-03	A,H A,H A,J A,J	* LEADING EDGE ASSEMBLY - Wing, intertank, left * LEADING EDGE ASSEMBLY - Wing, intertank, right * LEADING EDGE ASSEMBLY - Wing, intertank, left * LEADING EDGE ASSEMBLY - Wing, intertank, right	1 1 1 1	
-4	37023-00 37023-01	A A	* LEADING EDGE ASSEMBLY - Wing, outboard, left * LEADING EDGE ASSEMBLY - Wing, outboard, right	1 1	
-5	37304-08 37304-09	B B	* TRAILING EDGE ASSEMBLY - Wing, left * TRAILING EDGE ASSEMBLY - Wing, right	1 1	
-6	87230-02 87230-04 87230-03	C C,G C	* NACELLE ASSEMBLY - Left * NACELLE ASSEMBLY - Left * NACELLE ASSEMBLY - Right	1 1 1	
-7	37471-04 37471-05 37471-14 37471-15		* SKIN ASSEMBLY - Hatch, left inboard * SKIN ASSEMBLY - Hatch, right inboard * SKIN ASSEMBLY - Hatch, left outboard * SKIN ASSEMBLY - Hatch, right outboard	1 1 1 1	
-8	37467-04  37467-05		* CHANNEL ASSEMBLY - Hatch, outboard left nacelle, inboard right nacelle * CHANNEL ASSEMBLY - Hatch, inboard left nacelle, outboard right nacelle	2  2	
-9	67996-02 67996-08 67996-02		* COVER ASSEMBLY - Hatch, left * COVER ASSEMBLY - Hatch, left * COVER ASSEMBLY - Hatch, right	1 1 1	
-9a	487 684 487 689 487 707 587 674 587 763 463 416 484 755		** STUD-Cam (1142000-7) ** STUD-Cam (1142000-6) ** STUD-Cam (1126000-6) ** STUD-Cam (1142000-4) ** STUD-Cam (1126000-5) ** GROMMET-Cam (1142901-2) ** RING-Cam (1142902)	13 6 4 13 4 34 34	
-10	37241-11 37241-10 37241-11		* FIREWALL ASSEMBLY - Nacelle, left * FIREWALL ASSEMBLY - Nacelle, left * FIREWALL ASSEMBLY - Nacelle, right	1 1 1	
-11	39478-04 39478-05		* BRACKET ASSEMBLY - Main gear truss, left * BRACKET ASSEMBLY - Main gear truss, right	1 1	
-12	460 801		** FITTING - Lubricator (MS15001-4)	1	
-13	39480-02		** BUSHING - Bracket (1.23" L.)	1	
-14	414 763 494 101 477 672		* SCREW - (MS24693-S50) * WASHER - (PS10092-1-2C) * NUT - (MU832-.38-.025/.050-L-F10)	52 52 52	
-15	37361-00		* TEE - Wing, inboard	1	
-16	78631-00		* TEE - Wing, center	1	
-17	37361-02		* TEE - Wing, outboard	1	
-18	402 899 690 619 404 531		* BOLT - (NAS464PSLA-9) * WASHER - (NAS1149F0532P) * NUT - (MS21042-5)	1 1 1	
-19	402 899 690 628 404 531		* BOLT - (NAS464PSLA-9) * WASHER - (NAS1149F0563P) * NUT - (MS21042-5)	2 8 2	

When ordering, always specify Part Number, Description, and Serial Number of Aircraft

Revised: March 10, 2009

**PIPER AIRCRAFT  
PA-34-220T  
AIRPLANE PARTS CATALOG**

Figure and Index Number	Part Number	Code	Nomenclature	No. Req.	Serial Numbers Affected
2-20	486 291		* SCREW - (NAS517-4-9)	1	
	690 611		* WASHER - (NAS1149F0463P)	2	
	404 530		* NUT - (MS21042-4)	1	
-21	402 899		* BOLT - (NAS464P5LA-9)	1	
	690 628		* WASHER - (NAS1149F0563P)	2	
	404 531		* NUT - (MS21042-5)	1	
-22	62109-00		* COVER - Inspection	10	
-23	96381-02		* COVER - Inspection	2	
-24	67164-00		* COVER - Cylinder access, left	1	
	67164-01		* COVER - Cylinder access, right	12	
-25	67723-00		* PLATE ASSEMBLY - Aft wing access, left	1	
	67723-01		* PLATE ASSEMBLY - Aft wing access, right	1	
-26	65773-03		** MOULDING - Plate, wing root	1	
-27	96926-00		* CHANNEL - Gang (7.0" long)	7	
	406 942		* CHANNEL - Gang (PS10062-2-7) (17.0" long)	7	
-28	406 927		* CHANNEL - Gang (PS10062-2-2)	8	
-29	63900-20		* BUSHING - Flap hinge, inboard	4	
-30	63900-19		* BUSHING - Flap hinge	12	
-31	401 269		* BOLT - (AN3-10A)	6	
	690 612		* WASHER - (NAS1149F0363P)	6	
	404 526		* NUT - (MS21042-3)	6	
-32	400 444		* BOLT - (AN3-13A)	2	
	690 612		* WASHER - (NAS1149F0363P)	2	
	404 526		* NUT - (MS21042-3)	2	
-33	37795-02		* VENT ASSEMBLY - Cover, fuel tank, left and right	1	
-34	87722-02		* CHANNEL - Gang, self locking nut assembly, forward	1	
	87722-03		* CHANNEL - Gang, self locking nut assembly, aft	1	
-35	95633-00		* COVER - Main spar	1	
-36	419 920		* SCREW - (8 x 1/2 L.) Type "B"	80	
	603 333		* NUT - (A1789-8Z1)	80	
-37	415 309		* SCREW - (MS27039-0809)	304	
-38	415 312		* SCREW - (MS27039-0812)	60	
-39	415 378		* SCREW - (MS51957-45)	40	
	690 651		* WASHER - (NAS1149CN832R)	40	
-40	401 270		* BOLT - (AN3-11A)	6	
	690 612		* WASHER - (NAS1149F0363P)	6	
	404 526		* NUT - (MS21042-3)	6	
-40a	18457-00		* RING - Tie down	1	
-40b	35725-02		* PAD - Jack	1	
-40c	410 047		* SCREW - (MS24694-560)	2	
-41	95070-08	D	TANK ASSEMBLY - Fuel, outboard, left	1	
	95070-09	D	TANK ASSEMBLY - Fuel, outboard, right	1	
-42	95071-08	D	TANK ASSEMBLY - Fuel, inboard, left	1	
	95071-09	D	TANK ASSEMBLY - Fuel, inboard, right	1	
-43	37283-00	E,R	AILERON ASSEMBLY - Left	1	
	37283-01	E,R	AILERON ASSEMBLY - Right	1	
-44	37773-06	F	FLAP ASSEMBLY - Left	1	
	37773-05	F	FLAP ASSEMBLY - Right	1	
-45	36761-02	N	TIP ASSEMBLY - Wing, left	1	
	36761-03	N	TIP ASSEMBLY - Wing, right	1	
	36761-14	P	TIP ASSEMBLY - Wing, left	1	
	36761-15	P	TIP ASSEMBLY - Wing, right	1	
-46	78022-14		* STIFFENER - Wing tip, upper, left	1	
	78022-15		* STIFFENER - Wing tip, upper, right	1	
-47	78022-20		* STIFFENER - Wing tip, lower, left	1	
	78022-23		* STIFFENER - Wing tip, lower, right	1	
-47a	36761-12	P	LENS - Wing tip, left	1	
	36761-13	P	LENS - Wing tip, right	1	

When ordering, always specify Part Number, Description, and Serial Number of Aircraft

**PIPER AIRCRAFT  
PA-34-220T  
AIRPLANE PARTS CATALOG**

Figure and Index Number	Part Number	Code	Nomenclature	No. Req.	Serial Numbers Affected
2-48	37335-02		FAIRING ASSEMBLY - Leading edge inboard, left	1	
	37335-03		FAIRING ASSEMBLY - Leading edge inboard, right	1	
-49	37335-00		FAIRING ASSEMBLY - Nacelle inboard, left	1	
	37335-01		FAIRING ASSEMBLY - Nacelle inboard, right	1	
	37329-06		FAIRING ASSEMBLY - Nacelle outboard, left	1	
	37329-07		FAIRING ASSEMBLY - Nacelle outboard, right	1	
-50	37329-00		FAIRING ASSEMBLY - Leading edge outboard, left	1	
	37329-01		FAIRING ASSEMBLY - Leading edge outboard, right	1	
-51	65773-02		MOULDING - Wing	4	
-52	763 849	L	KIT - Pressure sensitive wing walk installation	1	
-53	79174-02		* WING WALK - Safety, wing, right	1	
-54	79174-04		* WING WALK - Safety, flap	1	
-55	78046-00		* RETAINER - Wing walk	1	
-56	179 872		SAFETY WALK COMPOUND - Black (one quart can)	1	
-57	402 907		BOLT - (NAS464-P6LA15)	8	
	690 629		WASHER - (NAS1149F0663P)	8	
	96352-03		WASHER	8	
	404 532		NUT - (MS21042-6)	8	
-58	402 910		BOLT - (NAS464-P6LA20)	12	
	690 620		WASHER - (NAS1149F0632P)	12	
	690 629		WASHER - (NAS1149F0632P)	12	
	404 532		NUT - (MS21042-6)	12	
-59	402 903		BOLT - (NAS464-PSLA20)	4	
	690 619		WASHER - (NAS1149F0532P)	4	
	690 628		WASHER - (NAS1149F0563P)	4	
	404 531		NUT - (MS21042-5)	4	
-60	402 911		BOLT - (NAS464-P6LA21)	4	
	690 620		WASHER - (NAS1149F0632P)	4	
	96352-03		WASHER	4	
	404 532		NUT - (MS21042-6)	4	
-61	402 937		BOLT - (NAS464-P6LA23)	4	
	690 620		WASHER - (NAS1149F0632P)	4	
	96352-02		WASHER	4	
	404 532		NUT - (MS21042-6)	4	
-62	402 914		BOLT - (NAS464-P5LA15)	2	
	690 619		WASHER - (NAS1149F0532P)	2	
	690 628		WASHER - (NAS1149F0563P)	2	
	404 531		NUT - (MS21042-5)	2	
-63	402 915	Q	BOLT - (NAS464-P6LA6)	2	
	690 620		WASHER - (NAS1149F0632P) (under head)	2	
	690 629		WASHER - (NAS1149F0663P)	AR	
	690 620		WASHER - (NAS1149F0632P)	AR	
	404 532		NUT - (MS21042-6)	2	
-64	402 909		BOLT - (NAS464-P6LA17)	2	
	690 629		WASHER - (NAS1149F0663P)	6	
	404 532		NUT - (MS21042-6)	2	
-65	63942-00		COVER - Wing bolt, left	1	
	63942-01		COVER - Wing bolt, right	1	
-66	402 908		BOLT - (NAS464-P6LA16)	8	
	690 629		WASHER - (NAS1149F0663P)	24	
	404 532		NUT - (MS21042-6)	8	
-67	402 908		BOLT - (NAS464-P6LA16)	2	
	690 620		WASHER - (NAS1149F0632P)	2	
	96352-03		WASHER	2	
	404 532		NUT - (MS21042-6)	2	
-68	87341-04		PLACARD - No step	2	
-69	35664-02		PLACARD - Flap warning	1	
-70	87752-02	P	SHIELD - Recognition light, left	1	
	87752-03	P	SHIELD - Recognition light, right	1	

When ordering, always specify Part Number, Description, and Serial Number of Aircraft

Revised: March 10, 2009

PIPER AIRCRAFT  
PA-34-220T  
AIRPLANE PARTS CATALOG

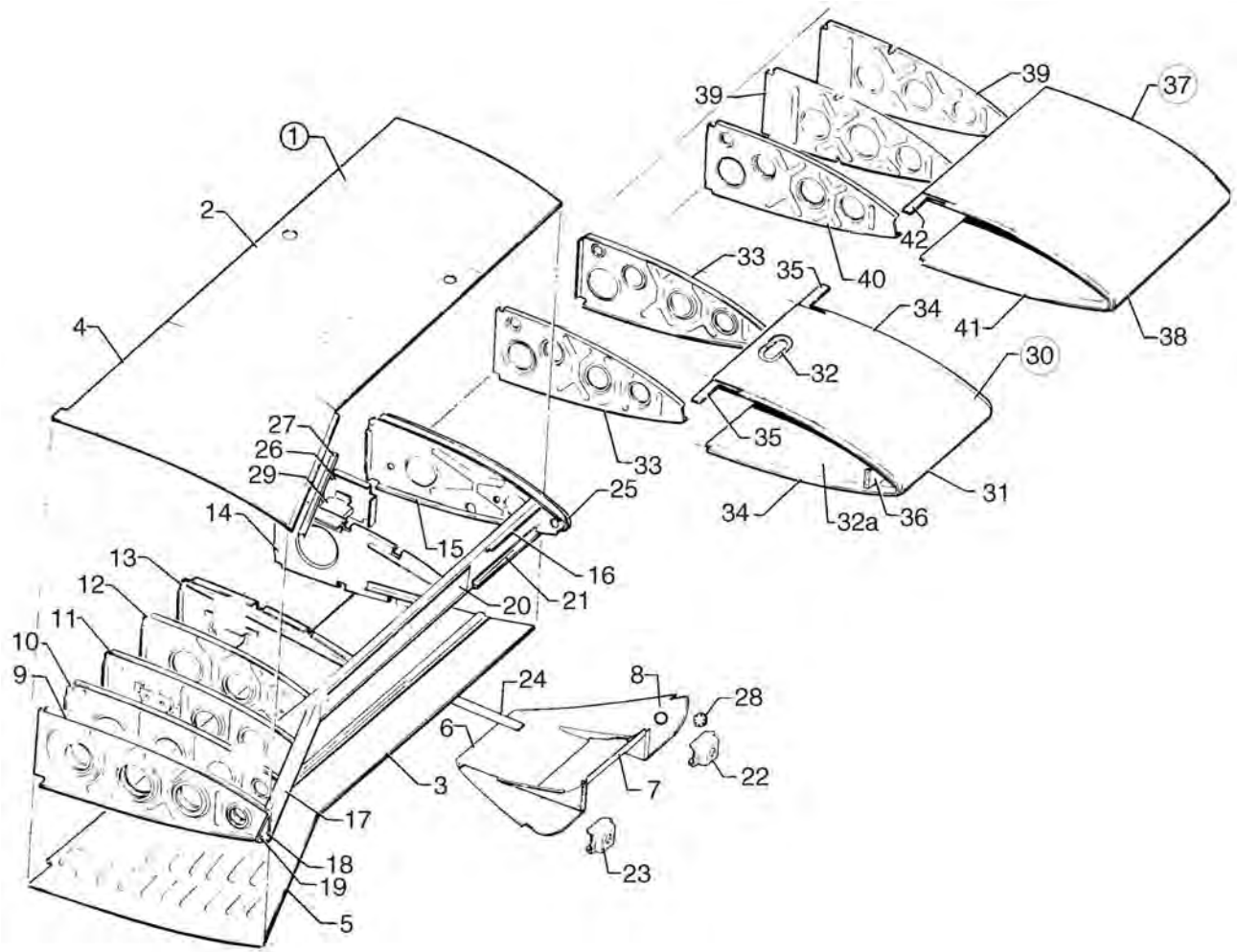


Figure 3. Wing Leading Edge Assembly

Revised: March 10, 2009

**PIPER AIRCRAFT  
PA-34-220T  
AIRPLANE PARTS CATALOG**

---

CODE EXPLANATIONS FOR FIGURE 3

- A - Used if optional center fuel cell is not installed.
- B - Used if optional center fuel cell is installed.

**PIPER AIRCRAFT  
PA-34-220T  
AIRPLANE PARTS CATALOG**

Figure and Index Number	Part Number	Code	Nomenclature	No. Req.	Serial Numbers Affected
3-1	37021-02		LEADING EDGE ASSEMBLY - Wing, inboard, left	1	
	37021-03		LEADING EDGE ASSEMBLY - Wing, inboard, right	1	
-2	37402-00		* SKIN ASSEMBLY - Leading edge, top, inboard, left	1	
	37402-01		* SKIN ASSEMBLY - Leading edge, top, inboard, right	1	
-3	87225-02		* SKIN ASSEMBLY - Leading edge, bottom, inboard, left	1	
	87225-03		* SKIN ASSEMBLY - Leading edge, bottom, inboard, right	1	
-4	95095-00		* SKIN ASSEMBLY - Leading edge root, top, left	1	
	95095-01		* SKIN ASSEMBLY - Leading edge root, top, right	1	
-5	95098-00		* SKIN ASSEMBLY - Leading edge root, bottom, left	1	
	95098-01		* SKIN ASSEMBLY - Leading edge root, bottom, right	1	
-6	37360-00		* SHROUD - Aft cowl flap, left	1	
	37360-01		* SHROUD - Aft cowl flap, right	1	
-7	37172-00		* SHROUD - Forward cowl flap, left	1	
	37172-01		* SHROUD - Forward cowl flap, right	1	
-8	37359-03		* FAIRING - Left wing outboard, right wing inboard	1	
	37359-02		* FAIRING - Right wing outboard, left wing inboard	1	
-9	95640-00		* RIB ASSEMBLY - Leading edge root, left	1	
	95640-01		* RIB ASSEMBLY - Leading edge root, right	1	
-10	95383-00		* RIB ASSEMBLY - Nose, Sta. 32.15, left	1	
	95383-01		* RIB ASSEMBLY - Nose, Sta. 32.15, right	1	
-11	95382-00		* RIB ASSEMBLY - Nose, Sta. 41.00, left	1	
	95382-01		* RIB ASSEMBLY - Nose, Sta. 41.00, right	1	
-12	95028-00		* RIB - Nose, Sta 50.05, left	1	
	95028-01		* RIB - Nose, Sta. 50.05, right	1	
-13	37448-00		* RIB ASSEMBLY - Nose, Sta. 60.12, left	1	
	37448-01		* RIB ASSEMBLY - Nose, Sta. 60.12, right	1	
-14	37449-02		* RIB ASSEMBLY - Nose, Sta. 82.92, left	1	
	37449-03		* RIB ASSEMBLY - Nose, Sta. 82.92, right	1	
-15	87721-04		* RIB ASSEMBLY - Nose, Sta 107.19, left	1	
	87721-05		* RIB ASSEMBLY - Nose, Sta 107.19, right	1	
-16	95697-00		* SUPPORT ASSEMBLY - Outboard fairing, top	1	
-17	95022-02		* SPAR ASSEMBLY - Leading edge root, left	1	
	95022-03		* SPAR ASSEMBLY - Leading edge root, right	1	
-18	95033-00		** FITTING ASSEMBLY - Leading edge spar, left	1	
	95033-01		** FITTING ASSEMBLY - Leading edge spar, right	1	
-19	95061-04		*** BUSHING - Spar fitting	1	
-20	37445-02		* SPAR ASSEMBLY - Leading edge inboard, left	1	
	37445-03		* SPAR ASSEMBLY - Leading edge inboard, right	1	
-21	37394-00		** SUPPORT ASSEMBLY - Outboard fairing, bottom	1	
-22	37437-00		** FITTING ASSEMBLY - Engine mount, lower outboard, left	1	
	37437-01		** FITTING ASSEMBLY - Engine mount, lower outboard, right	1	
-23	37442-00		** FITTING ASSEMBLY - Engine mount, lower inboard, left	1	
	37442-01		** FITTING ASSEMBLY - Engine mount, lower inboard, right	1	
-24	78624-00		* STRAP - Wing, Sta. 69.24	1	
-25	62091-03		* STRAP - Fuel tank attachment	1	
-26	87223-02		* RIB - Fuel selector valve support, Sta. 93.98, left	1	
	87223-03		* RIB - Fuel selector valve support, Sta. 93.98, right	1	
-27	406 618		* CHANNEL - Gang (NAS688P20-11)	1	
-28	690 816		* PLUG - (NS-50834-K0100)	2	
-29	39416-02		* BRACKET ASSEMBLY - Fuel selector valve, left	1	
	39416-03		* BRACKET ASSEMBLY - Fuel selector valve, right	1	
-30	95614-06	A	LEADING EDGE ASSEMBLY - Wing, intertank, left	1	
	37770-02	B	LEADING EDGE ASSEMBLY - Wing, intertank, left	1	
	95614-01	A	LEADING EDGE ASSEMBLY - Wing, intertank, right	1	
	37770-03	B	LEADING EDGE ASSEMBLY - Wing, intertank, right	1	
-31	95614-07	A	* SKIN - Intertank, left	1	
	95614-03	A	* SKIN - Intertank, right	1	
	37766-02	B	* SKIN ASSEMBLY - Intertank, left	1	
	37766-03	B	* SKIN ASSEMBLY - Intertank, right	1	

When ordering, always specify Part Number, Description, and Serial Number of Aircraft



# PIPER AIRCRAFT PA-34-220T AIRPLANE PARTS CATALOG

Figure and Index Number	Part Number	Code	Nomenclature	No. Req.	Serial Numbers Affected
3-32	<a href="#">37787-02</a>	B	* * DOUBLER - Access hole	1	
-32a	<a href="#">37774-02</a>	B	* PAD - Lower skin fuel cell support, forward	2	
	<a href="#">37774-03</a>	B	* PAD - Lower skin fuel cell support, center	2	
	<a href="#">37774-04</a>	B	* PAD - Lower skin fuel cell support, aft	2	
-33	<a href="#">95619-02</a>		* RIB - Nose, left outboard, right inboard	1	
	<a href="#">95619-03</a>		* RIB - Nose, left inboard, right outboard	1	
-34	<a href="#">95628-00</a>		* STRAP - Fuel tank attachment	2	
-35	<a href="#">96844-00</a>		* SPACER - Wing	2	
-36	<a href="#">37741-02</a>	B	* SUPPORT - False spar	1	
-37	<a href="#">37023-00</a>		LEADING EDGE ASSEMBLY - Wing, outboard, left	1	
	<a href="#">37023-01</a>		LEADING EDGE ASSEMBLY - Wing, outboard, right	1	
-38	<a href="#">37023-02</a>		* SKIN - Leading edge outboard, left	1	
	<a href="#">37023-03</a>		* SKIN - Leading edge outboard, right	1	
-39	<a href="#">62024-00</a>		* RIB - Nose, Sta. 208.33 and Sta. 222.19, left	2	
	<a href="#">62024-01</a>		* RIB - Nose, Sta. 208.33 and Sta. 222.19, right	2	
-40	<a href="#">95619-03</a>		* RIB - Nose, Sta. 193.18, left	1	
	<a href="#">95619-02</a>		* RIB - Nose, Sta. 193.18, right	1	
-41	<a href="#">95628-00</a>		* STRAP - Fuel tank attachment	1	
-42	<a href="#">96844-00</a>		* SPACER - Wing	1	

When ordering, always specify Part Number, Description, and Serial Number of Aircraft

Reissued: November 29, 1993

**PIPER AIRCRAFT  
PA-34-220T  
AIRPLANE PARTS CATALOG**

---

**THIS PAGE INTENTIONALLY LEFT BLANK**

**PIPER AIRCRAFT  
PA-34-220T  
AIRPLANE PARTS CATALOG**

---

**THIS PAGE INTENTIONALLY LEFT BLANK**

**PIPER AIRCRAFT  
PA-34-220T  
AIRPLANE PARTS CATALOG**

---

**THIS PAGE INTENTIONALLY LEFT BLANK**

When ordering, always specify Part Number, Description, and Serial Number of Aircraft

Reissued: November 29, 1993

PIPER AIRCRAFT  
PA-34-220T  
AIRPLANE PARTS CATALOG

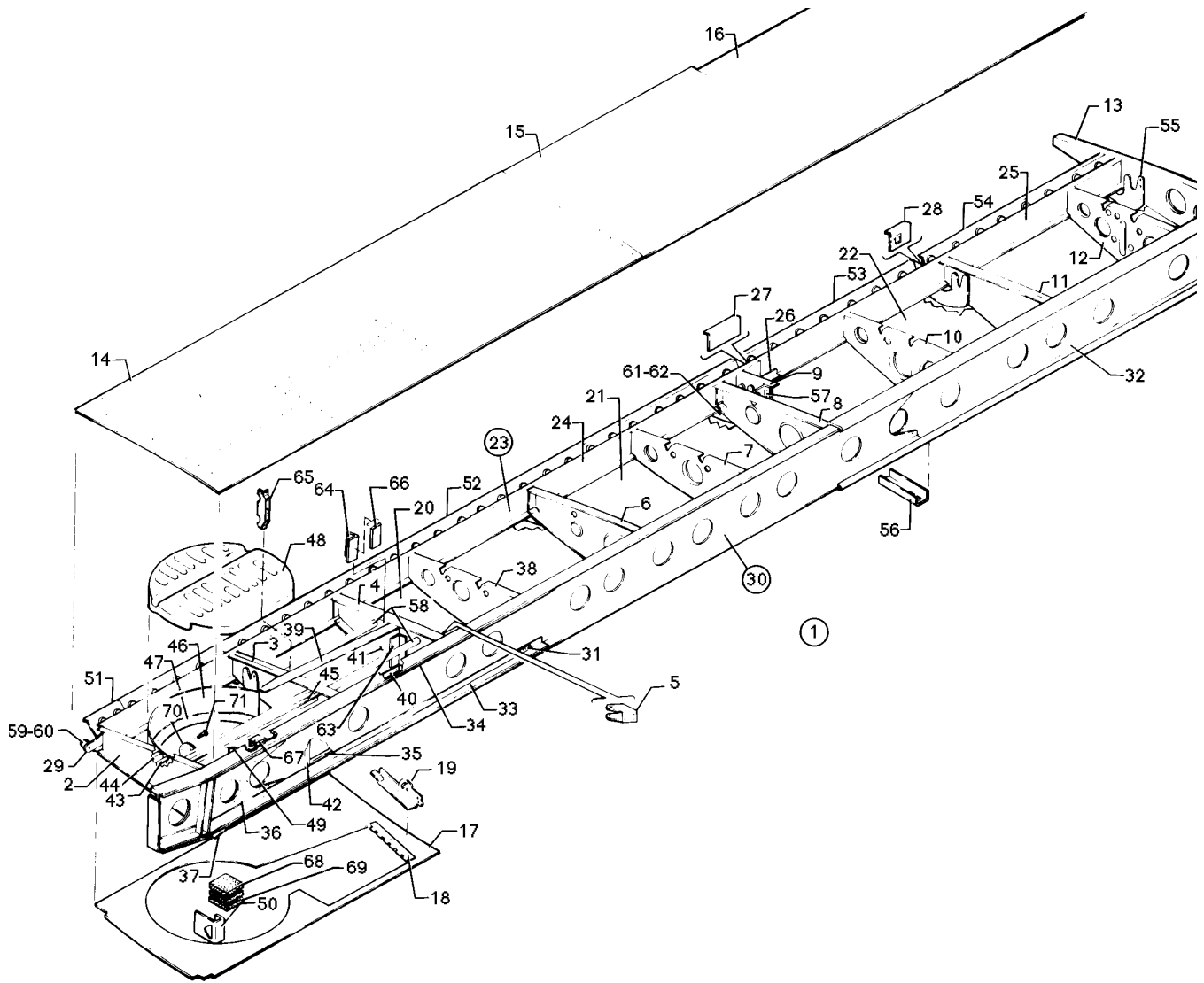


Figure 4. Wing Trailing Edge Assembly

Reissued: November 29, 1993

**PIPER AIRCRAFT  
PA-34-220T  
AIRPLANE PARTS CATALOG**

---

CODE EXPLANATIONS FOR FIGURE 4

- A - Reference Piper Service Bulletin #1161, - latest revision.
- B - See Figure 2 for next higher assembly.

# PIPER AIRCRAFT PA-34-220T AIRPLANE PARTS CATALOG

Figure and Index Number	Part Number	Code	Nomenclature	No. Req.	Serial Numbers Affected
4-1	37304-08		TRAILING EDGE ASSEMBLY - Wing, left	1	
	37304-09		TRAILING EDGE ASSEMBLY - Wing, right	1	
-2	95636-00		* RIB - Aft, Sta. 24.24, left	1	
	95636-01		* RIB - Aft, Sta. 24.24, right	1	
-3	78475-08	A	* RIB ASSEMBLY - Aft, Sta. 49.25, left	1	
	78475-09	A	* RIB ASSEMBLY - Aft, Sta. 49.25, right	1	
	767 397	A	* KIT - RIB FLANGE REPAIR - L.H. - W.S.49.25	1	
	767 398	A	* KIT - RIB FLANGE REPAIR - R.H. - W.S.49.25	1	
-4	87251-02		* RIB ASSEMBLY - Aft, Sta. 69.24, left	1	
	87251-03		* RIB ASSEMBLY - Aft, Sta. 69.24, right	1	
-5	95666-00		** BRACKET ASSEMBLY - Pulley, left	1	
	95666-01		** BRACKET ASSEMBLY - Pulley, right	1	
-6	37353-00		* RIB - Aft, Sta. 106.19, left	1	
	37353-01		* RIB - Aft, Sta. 106.19, right	1	
-7	37433-00		* RIB - Aft, Sta. 124.68, left	1	
	37433-01		* RIB - Aft, Sta. 124.68, right	1	
-8	37352-00		* RIB - Aft, Sta. 143.17, left	1	
	37352-01		* RIB - Aft, Sta. 143.17, right	1	
-9	37314-00		* RIB - Aft, Sta. 145.28, left	1	
	37314-01		* RIB - Aft, Sta. 145.28, right	1	
-10	37388-00		* RIB - Aft, Sta. 164.72, left	1	
	37388-01		* RIB - Aft, Sta. 164.72, right	1	
	37319-00		* RIB ASSEMBLY - Aft, Sta. 183.98, left	1	
	37319-01		* RIB ASSEMBLY - Aft, Sta. 183.98, right	1	
-12	66598-00		* RIB - Aft, Sta. 208.33, left	1	
	66598-01		* RIB - Aft, Sta. 208.33, right	1	
-13	37451-00		* RIB - Aft, Sta. 221.49, tip, left	1	
	37451-01		* RIB - Aft, Sta. 221.49, tip, right	1	
-14	78622-00		* SKIN ASSEMBLY - Aft, top, inboard, left	1	
	78622-01		* SKIN ASSEMBLY - Aft, top, inboard, right	1	
-15	95623-05		* SKIN ASSEMBLY - Aft, top, center, left	1	
	95623-06		* SKIN ASSEMBLY - Aft, top, center, right	1	
-16	37305-00		* SKIN ASSEMBLY - Aft, top, outboard, left	1	
	37305-01		* SKIN ASSEMBLY - Aft, top, outboard, right	1	
-17	78615-04		* SKIN ASSEMBLY - Aft, bottom, inboard, left	1	
	78615-05		* SKIN ASSEMBLY - Aft, bottom, inboard, right	1	
-18	67095-00		** HINGE - Half, main gear door, left	1	
	67095-01		** HINGE - Half, main gear door, right	1	
-19	36718-02		* BRACKET - Main gear up switch, left	1	
	36718-03		* BRACKET - Main gear up switch, right	1	
-20	78619-00		* SKIN ASSEMBLY - Aft, bottom, center, inboard, left	1	
	78619-01		* SKIN ASSEMBLY - Aft, bottom, center, inboard, right	1	
-21	95621-05		* SKIN ASSEMBLY - Aft, bottom, center, outboard, left	1	
	95621-06		* SKIN ASSEMBLY - Aft, bottom, center, outboard, right	1	
-22	37309-00		* SKIN ASSEMBLY - Aft, bottom, outboard, left	1	
	37309-01		* SKIN ASSEMBLY - Aft, bottom, outboard, right	1	
-23	37315-00		* SPAR ASSEMBLY - Aft, left	1	
	37315-01		* SPAR ASSEMBLY - Aft, right	1	
-24	95627-02		** SPAR - Aft, inboard	1	
-25	37316-00		** SPAR - Aft, outboard, left	1	
	37316-01		** SPAR - Aft, outboard, right	1	
-26	37318-00		** DOUBLER - Aft spar, forward	1	
-27	37317-00		** DOUBLER - Aft spar, rear	1	
-28	37191-00		* DOUBLER - Aft spar, Sta. 182.50, left	1	
	37191-01		* DOUBLER - Aft spar, Sta. 182.50, right	1	
-29	66762-00		** PLATE - Aft spar	1	
-30	37027-04		* SPAR ASSEMBLY - Main, left	1	
	37027-05		* SPAR ASSEMBLY - Main, right	1	

When ordering, always specify Part Number, Description, and Serial Number of Aircraft

Revised: June 10, 2008

**PIPER AIRCRAFT  
PA-34-220T  
AIRPLANE PARTS CATALOG**

Figure and Index Number	Part Number	Code	Nomenclature	No. Req.	Serial Numbers Affected
4-31	66529-00	**	CHANNEL - Gang	1	
-32	37102-00	**	SPAR - Main, outboard, left	1	
	37102-01	**	SPAR - Main, outboard, right	1	
-33	39443-02	**	ANGLE - Lower, forward, left	1	
	39443-03	**	ANGLE - Lower, forward, right	1	
-34	39445-02	**	ANGLE - Upper, forward, left	1	
	39445-03	**	ANGLE - Upper, forward, right	1	
-35	39444-02	**	ANGLE - Lower, aft, left	1	
	39444-03	**	ANGLE - Lower, aft, right	1	
-36	95626-00	**	DOUBLER - Forward, left	1	
	95626-01	**	DOUBLER - Aft, left	1	
	95626-01	**	DOUBLER - Forward, right	1	
	95626-00	**	DOUBLER - Aft, right	1	
-37	96005-00	**	STRAP - Main spar, bottom, left	1	
	96005-01	**	STRAP - Main spar, bottom, right	1	
-38	37389-04	*	RIB - Aft, Sta. 82.92, left	1	
	37389-05	*	RIB - Aft, Sta. 82.92, right	1	
-39	67097-02	*	CAP - False spar, top, left	1	
	67097-03	*	CAP - False spar, top, right	1	
-40	67689-02	*	CAP - False spar, bottom, left	1	
	67689-03	*	CAP - False spar, bottom, right	1	
-41	67079-00	*	WEB - False spar, left	1	
	67079-01	*	WEB - False spar, right	1	
-42	96308-00	*	BRACKET - Wheel well, left	1	
	96308-01	*	BRACKET - Wheel well, right	1	
-43	67677-00	*	BRACKET - Pulley, left	1	
	67677-01	*	BRACKET - Pulley, right	1	
-44	67678-00	*	BRACKET ASSEMBLY - Pulley, left	1	
	67678-01	*	BRACKET ASSEMBLY - Pulley, right	1	
-45	67670-00	*	COVER - Control cable, left	1	
	67670-01	*	COVER - Control cable, right	1	
-46	67694-00	*	WEB - Wheel well	1	
-47	67687-00	*	ANGLE - Wheel well, left	1	
	67687-01	*	ANGLE - Wheel well, right	1	
-48	67673-00	*	PAN - Wheel well	1	
-49	39433-02	*	ZEE ASSEMBLY - Wheel well, left	1	
	39433-03	*	ZEE ASSEMBLY - Wheel well, right	1	
-50	78309-00	*	SUPPORT - Hydraulic lines, left	1	
	78309-01	*	SUPPORT - Hydraulic lines, right	1	
-51	62129-08	*	STIFFENER - Inboard, left	1	
	62129-07	*	STIFFENER - Inboard, right	1	
-52	37366-00	*	STIFFENER - Center inboard, left	1	
	37366-01	*	STIFFENER - Center inboard, right	1	
-53	37378-00	*	STIFFENER - Center outboard, left	1	
	37378-01	*	STIFFENER - Center outboard, right	1	
-54	37378-02	*	STIFFENER - Outboard, left	1	
	37378-03	*	STIFFENER - Outboard, right	1	
-55	37214-00	*	HINGE - Aileron fitting	3	
-56	37362-00	*	DOUBLER - Pitot static head, left	1	
-57	37364-00	*	CHANNEL - Aft wing	1	
-58	63904-24	*	HOSE - Plastic	2	
-59	65898-00	*	SUPPORT ASSEMBLY - Flap, inboard, left	1	
	65898-01	*	SUPPORT ASSEMBLY - Flap, inboard, right	1	
-60	452 387	**	BEARING	1	
-61	65898-04	*	SUPPORT ASSEMBLY - Flap	3	
-62	452 387	**	BEARING	1	
-63	37487-00	*	ANGLE - False spar	1	
-64	78159-00	*	ANGLE - Aft rib	1	

When ordering, always specify Part Number, Description, and Serial Number of Aircraft



**PIPER AIRCRAFT  
PA-34-220T  
AIRPLANE PARTS CATALOG**

<b>Figure and Index Number</b>	<b>Part Number</b>	<b>Code</b>	<b>Nomenclature</b>	<b>No. Req.</b>	<b>Serial Numbers Affected</b>
4-65	67065-00		* ANGLE - False spar	1	
-66	68817-35		* PLATE - False spar	1	
-67	67071-00		* BRACKET - Main gear cylinder, left	1	
	67071-01		* BRACKET - Main gear cylinder, right	1	
-68	63078-34		* PAD - Bumper, rubber (3" x 3")	2	
-69	63078-35		* PAD - Bumper, rubber (2" x 2")	1	
-70	96625-00	B	COVER - Inspection, wheel well web	2	
-71	419 920	B	SCREW - (8 x 1/2 L.) Type "B"	18	
	603 333	B	NUT - (NAS395-16-3)	18	

When ordering, always specify Part Number, Description, and Serial Number of Aircraft

Revised: March 10, 2009

**PIPER AIRCRAFT  
PA-34-220T  
AIRPLANE PARTS CATALOG**

---

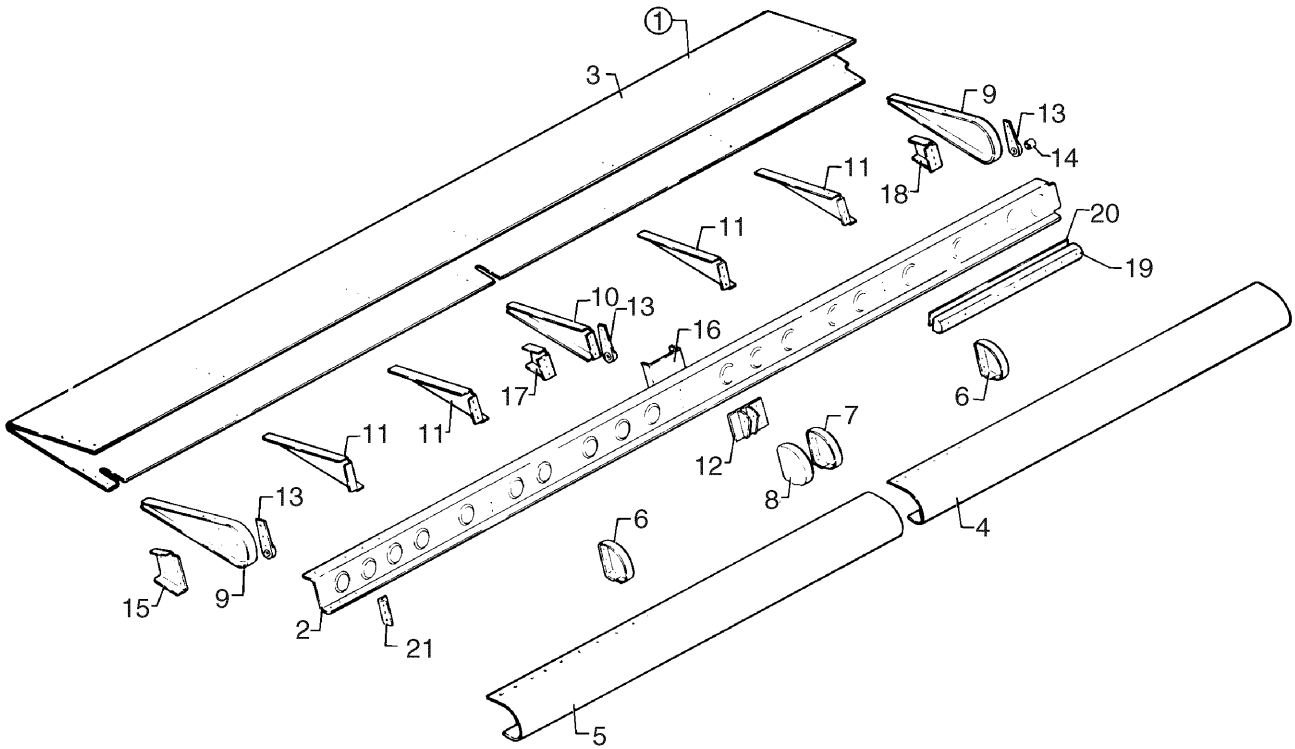


Figure 5. Aileron Assembly

Revised: March 10, 2009

**PIPER AIRCRAFT  
PA-34-220T  
AIRPLANE PARTS CATALOG**

---

CODE EXPLANATIONS FOR FIGURE 5

A - Reference Piper Service Letter #609, - latest revision.

Revised: September 10, 2007

# PIPER AIRCRAFT PA-34-220T AIRPLANE PARTS CATALOG

Figure and Index Number	Part Number	Code	Nomenclature	No. Req.	Serial Numbers Affected
5-1	37283-00	A	AILERON ASSEMBLY - Left	1	
	37283-01	A	AILERON ASSEMBLY - Right	1	
-2	37264-00		* SPAR - Aileron, left	1	
	37264-01		* SPAR - Aileron, right	1	
-3	37282-00		* SKIN - Aileron, left	1	
	37282-01		* SKIN - Aileron, right	1	
-4	37271-00		* SKIN - Nose, outboard, left	1	
	37271-01		* SKIN - Nose, outboard, right	1	
-5	37272-00		* SKIN - Nose, inboard, left	1	
	37272-01		* SKIN - Nose, inboard, right	1	
-6	37266-01		* RIB - Nose, left	2	
	37266-00		* RIB - Nose, right	2	
-7	37267-01		* RIB - Nose, outboard, left	1	
	37267-00		* RIB - Nose, outboard, right	1	
-8	37267-00		* RIB - Nose, inboard, left	1	
	37267-01		* RIB - Nose, inboard, right	1	
-9	37278-00		* RIB - Aileron, left	2	
	37278-01		* RIB - Aileron, right	2	
-10	37279-00		* RIB - Aileron, left	1	
	37279-01		* RIB - Aileron, right	1	
-11	37408-00		* RIB - Aileron, left	4	
	37408-01		* RIB - Aileron, right	4	
-12	37174-00		* FITTING - Aileron actuator, left	1	
	37174-01		* FITTING - Aileron actuator, right	1	
-13	37210-00		* FITTING ASSEMBLY - Aileron hinge	3	
-14	452 584		** BEARING - (PS10020-7-3)	1	
-15	37269-00		* DOUBLER - Aileron, left	1	
	37269-01		* DOUBLER - Aileron, right	1	
-16	37462-00		* DOUBLER - Aileron	1	
-17	37268-02		* DOUBLER - Aileron, left	1	
	37268-03		* DOUBLER - Aileron, right	1	
-18	37268-00		* DOUBLER - Aileron, left	1	
	37268-01		* DOUBLER - Aileron, right	1	
-19	37281-00		* WEIGHT - Aileron balance (5.50 lbs.)	1	
-20	37280-00		* RETAINER ASSEMBLY - Balance weight (17" long)	1	
-21	37277-00		* ANGLE - Aileron	1	

When ordering, always specify Part Number, Description, and Serial Number of Aircraft

Revised: September 10, 2007

PIPER AIRCRAFT  
PA-34-220T  
AIRPLANE PARTS CATALOG

---

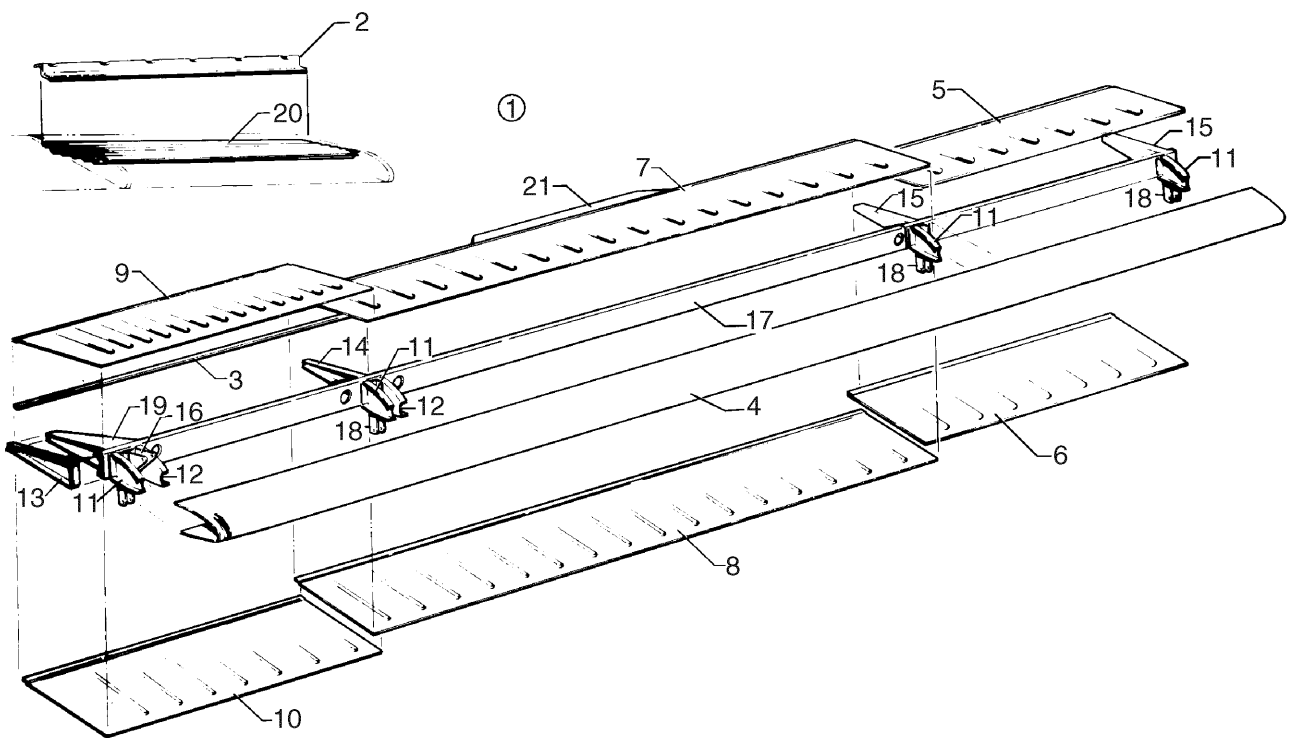


Figure 6. Flap Assembly

Revised: March 10, 2009

**PIPER AIRCRAFT  
PA-34-220T  
AIRPLANE PARTS CATALOG**

---

CODE EXPLANATIONS FOR FIGURE 6

**PIPER AIRCRAFT  
PA-34-220T  
AIRPLANE PARTS CATALOG**

Figure and Index Number	Part Number	Code	Nomenclature	No. Req.	Serial Numbers Affected
6-1	<a href="#">37773-06</a>		FLAP ASSEMBLY - Left	1	
	<a href="#">37773-05</a>		FLAP ASSEMBLY - Right	1	
-2	<a href="#">65595-01</a>		* ZEE - Flap, inboard right	1	
-3	<a href="#">37773-04</a>		* STRIP - Flap, rear edge	1	
-4	<a href="#">65586-02</a>		* SKIN - Flap, nose, left, complete length	1	
	<a href="#">65586-03</a>		* SKIN - Flap, nose, right, complete length	1	
-5	<a href="#">95654-00</a>		* SKIN - Flap, top, left and right, outboard	1	
-6	<a href="#">95653-00</a>		* SKIN - Flap, bottom, left and right, outboard	1	
-7	<a href="#">65589-00</a>		* SKIN - Flap, top, left and right, center	1	
-8	<a href="#">65588-00</a>		* SKIN - Flap, bottom, left and right, center	1	
-9	<a href="#">65587-00</a>		* SKIN - Flap, top, left, inboard	1	
	<a href="#">65594-01</a>		* SKIN - Flap, top, right, inboard	1	
-10	<a href="#">65592-00</a>		* SKIN - Flap, bottom, left, inboard	1	
	<a href="#">65592-01</a>		* SKIN - Flap, bottom, right, inboard	1	
-11	<a href="#">62328-00</a>		* RIB - Flap, nose, left	4	
	<a href="#">62328-01</a>		* RIB - Flap, nose, right	4	
-12	<a href="#">62328-01</a>		* RIB - Flap, nose, left	2	
	<a href="#">62328-00</a>		* RIB - Flap, nose, right	2	
-13	<a href="#">62331-00</a>		* RIB - Flap, aft, left	1	
	<a href="#">62331-01</a>		* RIB - Flap, aft, right	1	
-14	<a href="#">62332-02</a>		* RIB - Flap, aft, left	1	
	<a href="#">62332-00</a>		* RIB - Flap, aft, right	1	
-15	<a href="#">95660-02</a>		* RIB - Flap, aft, left	2	
	<a href="#">95660-03</a>		* RIB - Flap, aft, right	2	
-16	<a href="#">62324-00</a>		* HINGE - Flap, inboard, left	1	
	<a href="#">62324-01</a>		* HINGE - Flap, inboard, right	1	
-17	<a href="#">62327-02</a>		* SPAR - Flap, complete length	1	
-18	<a href="#">65899-00</a>		* BRACKET - Flap hinge	3	
-19	<a href="#">62336-00</a>		* DOUBLER ASSEMBLY - Left	1	
	<a href="#">62336-01</a>		* DOUBLER ASSEMBLY - Right	1	
-20	<a href="#">65593-01</a>		* CORRUGATION - Flap, right, inboard	1	
-21	<a href="#">87273-02</a>		* TAB - Flap	2	

When ordering, always specify Part Number, Description, and Serial Number of Aircraft

Reissued: November 29, 1993

**PIPER AIRCRAFT  
PA-34-220T  
AIRPLANE PARTS CATALOG**

---

**THIS PAGE INTENTIONALLY LEFT BLANK**

When ordering, always specify Part Number, Description, and Serial Number of Aircraft

Reissued: November 29, 1993

**1B16**



**PIPER AIRCRAFT  
PA-34-220T  
AIRPLANE PARTS CATALOG**

---

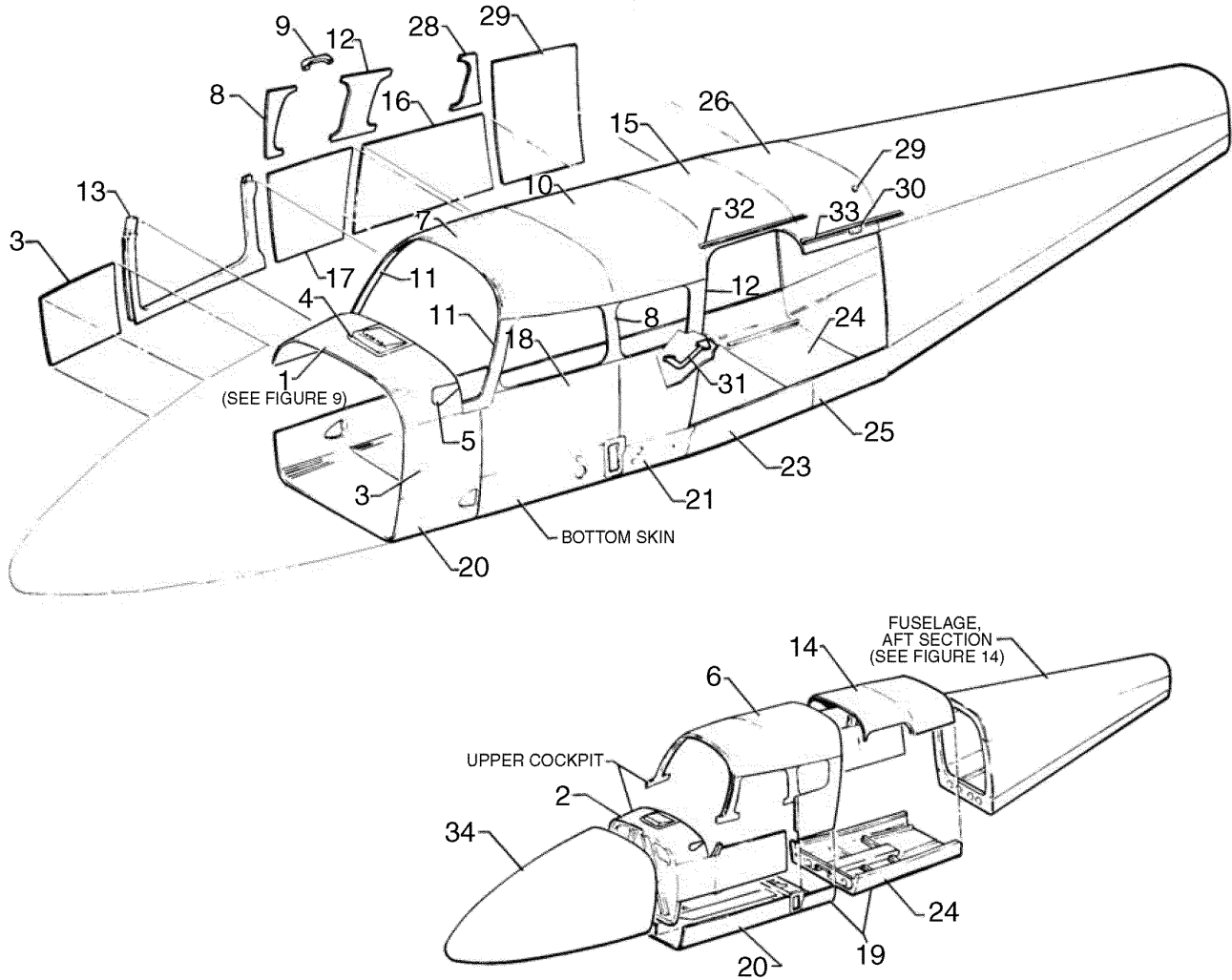


Figure 7. Fuselage Assembly - Complete

Revised: March 10, 2009

**PIPER AIRCRAFT  
PA-34-220T  
AIRPLANE PARTS CATALOG**

---

CODE EXPLANATIONS FOR FIGURE 7

- A - Deleted
- B - See figure 9 for balance of component parts.
- C - See figure 10 for balance of component parts.
- D - See figure 11 for balance of component parts.
- E - See figure 12 for balance of component parts.
- F - See figure 13 for balance of component parts.
- G - See figure 8 for component parts.
- H - Item not illustrated. Part required for installation of 83369-02 Cowl Deck Cover.

**PIPER AIRCRAFT  
PA-34-220T  
AIRPLANE PARTS CATALOG**

Figure and Index Number	Part Number	Code	Nomenclature	No. Req.	Serial Numbers Affected
7-	39530		DRAWING - Fuselage Assembly (Complete)		
-1	39530-02	B	FUSELAGE ASSEMBLY - Upper cockpit assy, forward	1	34-8133001 thru 34-8633031; 3433001 thru 3433172
	39530-04	B	FUSELAGE ASSEMBLY - Upper cockpit assy, forward	1	3448001 thru 3448037
	39530-05	B	FUSELAGE ASSEMBLY - Upper cockpit assy, forward	1	3448038 and up
-2	39467-02		* SKIN - Top front	1	34-8133001 thru 34-8633031 3433001 thru 3433172 3448001 thru 3448037
	39467-03		* SKIN - Top front, right	1	3448038 and up
	83369-02		* SKIN - Top front, left	1	3448038 and up
	79587-03	H	* SHIM	1	3448038 and up
-3	79563-02		* SKIN - Side, left	1	
	79563-04		* SKIN - Side, right	1	
-4	39468-02		* COVER - Cowl deck	1	34-8133001 thru 34-8633031 3433001 thru 3433172 3448001 thru 3448037
-5	39458-02		* COVER - Cowl deck	1	34-8133001 thru 34-8633031 3433001 thru 3433172 3448001 thru 3448037
-6	39530-02	C	FUSELAGE ASSEMBLY - Upper cockpit assy, center	REF	34-8133001 thru 34-8633031; 3433001 thru 3433172
	39530-04	C	FUSELAGE ASSEMBLY - Upper cockpit assy, center	REF	3448001 thru 3448037
	39530-05	C	FUSELAGE ASSEMBLY - Upper cockpit assy, center	REF	3448038 and up
-7	69899-00		* SKIN - Top, forward	1	
-8	69691-02		* SKIN - Window trim, left side, center	1	34-8133001 thru 34-8633031 3433001 thru 3433172 3448001 thru 3448037
	69694-00		* SKIN - Window trim, right side, center	1	34-8133001 thru 34-8633031 3433001 thru 3433172 3448001 thru 3448037
-9	481 772		* HANDLE - (N12865)	1	
-10	69902-00		* SKIN - Top, aft	1	
-11	76255-02		* SKIN - Window trim, left side, forward	1	
	79561-15		* SKIN - Window trim, right side, forward	1	
-12	69692-00		* SKIN - Window trim, left side, aft	1	34-8133001 thru 34-8633031 3433001 thru 3433172 3448001 thru 3448037
	69695-02		* SKIN - Window trim, right side, aft	1	34-8133001 thru 34-8633031 3433001 thru 3433172 3448001 thru 3448037
-13	87247-02		* PAN ASSEMBLY - Lower, upper cockpit	1	
-14	39530-02	D	FUSELAGE ASSEMBLY - Upper cockpit assy, aft	REF	34-8133001 thru 34-8633031; 3433001 thru 3433172
	39530-04	D	FUSELAGE ASSEMBLY - Upper cockpit assy, aft	REF	3448001 thru 3448037
	39530-05	D	FUSELAGE ASSEMBLY - Upper cockpit assy, aft	REF	3448038 and up
-15	69903-00		* SKIN - Top, forward	1	
-16	69911-00		* SKIN - Side, right, forward	1	34-8133001 thru 34-8633031 3433001 thru 3433172 3448001 thru 3448037
	85286-06		* SKIN - Side, right, forward	1	3448038 and up

When ordering, always specify Part Number, Description, and Serial Number of Aircraft

Revised: March 10, 2009

**PIPER AIRCRAFT  
PA-34-220T  
AIRPLANE PARTS CATALOG**

Figure and Index Number	Part Number	Code	Nomenclature	No. Req.	Serial Numbers Affected
7-					
-17	69907-00		* SKIN - Side, left	1	34-8133001 thru 34-8633031 3433001 thru 3433172 3448001 thru 3448037
	85286-02		* SKIN - Side, left	1	3448038 and up
	69907-01		* SKIN - Side, right	1	34-8133001 thru 34-8633031 3433001 thru 3433172 3448001 thru 3448037
	85286-03		* SKIN - Side, right	1	3448038 and up
-18	76474-03		* SKIN - Side, left rear	1	34-8133001 thru 34-8633031 3433001 thru 3433172 3448001 thru 3448037
-19	39530-02	E	FUSELAGE ASSEMBLY - Lower cockpit, forward	REF	34-8133001 thru 34-8633031; 3433001 thru 3433172
	39530-04	E	FUSELAGE ASSEMBLY - Lower cockpit, forward	REF	3448001 thru 3448037
	39530-05	E	FUSELAGE ASSEMBLY - Lower cockpit, forward	REF	3448038 and up
-20	37737-00		* SKIN - Bottom	1	
-21	37739-00		* SKIN - Bottom	1	
-22	39530-02	F	FUSELAGE ASSEMBLY - Lower cockpit, aft	REF	34-8133001 thru 34-8633031; 3433001 thru 3433172
	39530-04	F	FUSELAGE ASSEMBLY - Lower cockpit, aft	REF	3448001 thru 3448037
	39530-05	F	FUSELAGE ASSEMBLY - Lower cockpit, aft	REF	3448038 and up
-23	69898-00		* SKIN - Bottom	1	
-24	69897-00		* SKIN - Bottom	1	
-25	68602-00		* SKIN - Bottom, left	1	
	68602-01		* SKIN - Bottom, right	1	
-26	69904-00		* SKIN - Top, aft	1	
-27	69912-00		* SKIN - Side, right, aft	1	34-8133001 thru 34-8633031 3433001 thru 3433172 3448001 thru 3448037
	85286-05		* SKIN - Side, right, aft	1	3448038 and up
-28	69696-00		* SKIN - Window trim, right side, aft	1	34-8133001 thru 34-8633031 3433001 thru 3433172 3448001 thru 3448037
-29	487 674		* STUD - Cargo door strap (XX16362 x 3/8)	1	
-30	37939-03		* BUMPER - Cargo door	1	
-31	68014-00		* STEP ASSEMBLY	1	
-32	69881-03		* GUTTER - Aft cabin door	1	
-33	69881-02		* GUTTER - Cargo door	1	
-34	95700-00	G	CONE ASSEMBLY - Nose (complete)	1	34-8133001 thru 34-8633031; 3433001 thru 3433172
	89466-02		CONE ASSEMBLY - Nose (complete)	1	3448001 and up

When ordering, always specify Part Number, Description, and Serial Number of Aircraft

**PIPER AIRCRAFT  
PA-34-220T  
AIRPLANE PARTS CATALOG**

---

**THIS PAGE INTENTIONALLY LEFT BLANK**

PIPER AIRCRAFT  
PA-34-220T  
AIRPLANE PARTS CATALOG

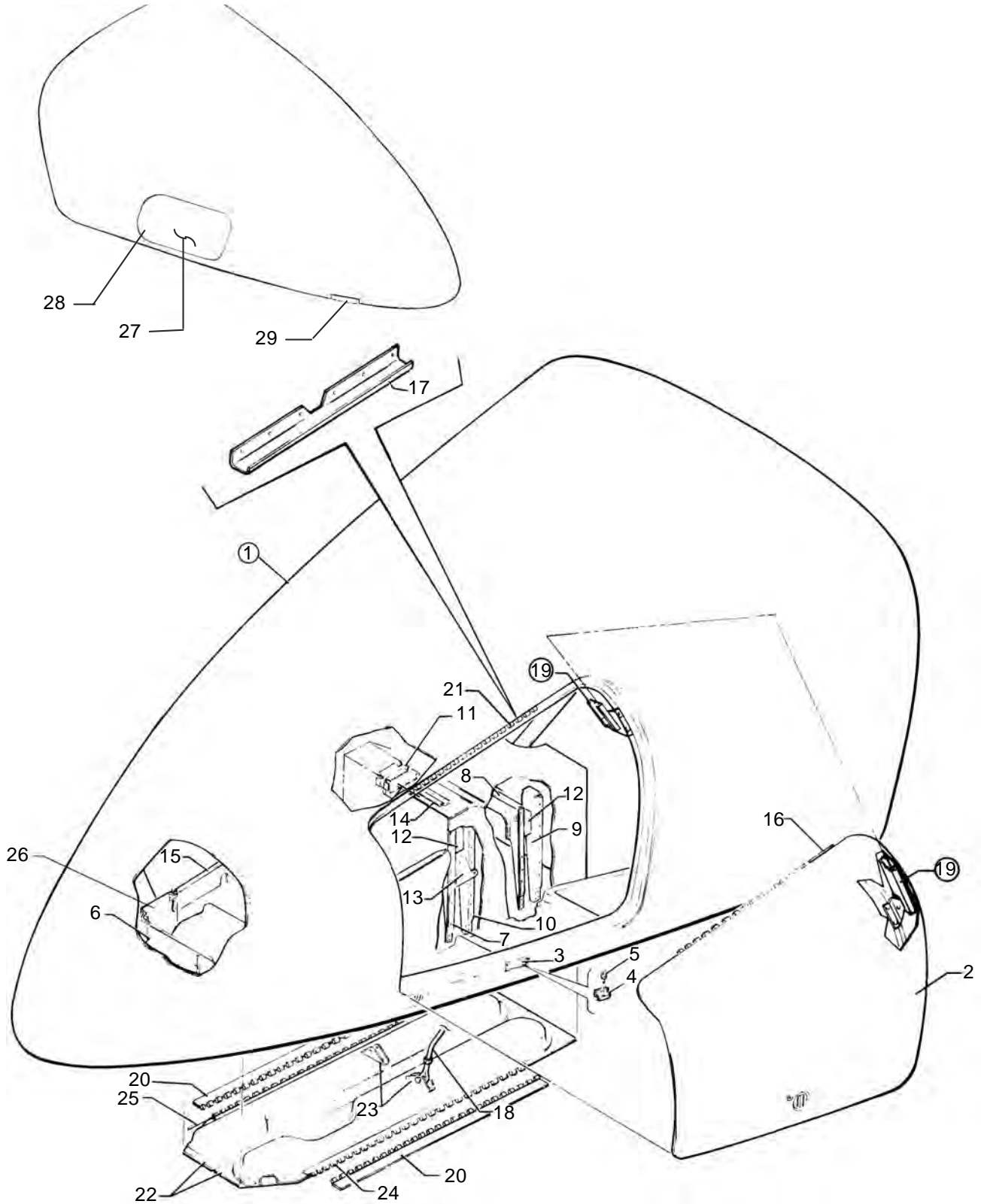


Figure 8. Fuselage Nose Cone Assembly

Revised: June 10, 2008

**PIPER AIRCRAFT  
PA-34-220T  
AIRPLANE PARTS CATALOG**

---

CODE EXPLANATIONS FOR FIGURE 8

- A - See figure 18 for component parts.
- B - See figure 31 for component parts.
- C - Used on 28 volt system.

Revised: June 10, 2008

# PIPER AIRCRAFT PA-34-220T AIRPLANE PARTS CATALOG

Figure and Index Number	Part Number	Code	Nomenclature	No. Req.	Serial Numbers Affected
8-	95700 89466	C	DRAWING - Nose Cone Assembly (Complete) DRAWING - Nose Cone Assembly (Complete)		
-1	95700-00 95700-13 89466-02 89466-03	C C	CONE ASSEMBLY - Nose (complete) CONE ASSEMBLY - Nose, radar (complete) CONE ASSEMBLY - Nose, (complete) CONE ASSEMBLY - Nose, radar (complete)	1 1 1 1	
-2	96917-00	A	* DOOR ASSEMBLY - Forward baggage (complete)	1	
-3	96914-02		* DOUBLER ASSEMBLY - Door latch	1	
-4	96906-00		* ZEE ASSEMBLY - Latch	1	
-5	96928-00		* LOOP ASSEMBLY - Door latch	1	
-6	95760-00		* HINGE - Battery box	1	
-7	95746-00		* FRAME - Nose cone, tunnel	1	
-8	95745-00		* FRAME - Nose cone, tunnel	1	
-9	95749-00 95747-00		* CHANNEL - Nose cone, tunnel, left * CHANNEL - Nose cone, tunnel, right	1 1	
-10	95748-00 95748-01		* CHANNEL - Nose cone, tunnel, left * CHANNEL - Nose cone, tunnel, right	1 1	
-11	95774-00		* BRACKET ASSEMBLY - Nose gear door stop	1	
-12	95775-00		* BLOCK - Bearing, nose gear door actuation	4	
-13	95784-00		* SUPPORT ASSEMBLY - Spring, nose gear door	1	
-14	96364-00		* SUPPORT - Cover, nose gear	1	
-15	96374-00		* ANGLE - Anti-splash, tunnel, forward	1	
-16	95744-04		* PIN - Hinge, baggage door	1	
-17	36639-02		* GUARD - Nose cone baggage door	1	
-18		B	* NOSE GEAR DOOR ACTUATION INSTALLATION	1	
-19		A	* BAGGAGE DOOR HOLDER INSTALLATION	1	
-20	95769-02 95769-03		* HINGE HALF - Left * HINGE HALF - Right	1 1	
-21	95744-03		* HINGE HALF - Forward baggage door	1	
-22	95707-00 95707-01		DOOR ASSEMBLY - Nose gear, left DOOR ASSEMBLY - Nose gear, right	1 1	
-23	95767-00 415 319 690 609		* CHANNEL - Actuator nose gear door * SCREW - (MS27039-1-09) * WASHER - (NAS1149F0332P)	1 4 4	
-24	95769-04		* HINGE HALF - Nose gear door	1	
-25	95769-05		PIN - Hinge, nose gear door	2	
-26	95758-00		BATTERY BOX ASSEMBLY	1	
-27	89469-02	C	FLOOR ASSEMBLY - Battery	1	
-28	89471-02	C	PANEL - Battery Access	1	
-29	42513-05 47757-00	C C	DOOR ASSEMBLY - External power supply * PLACARD - (581 678)	1 1	

When ordering, always specify Part Number, Description, and Serial Number of Aircraft



PIPER AIRCRAFT  
PA-34-220T  
AIRPLANE PARTS CATALOG

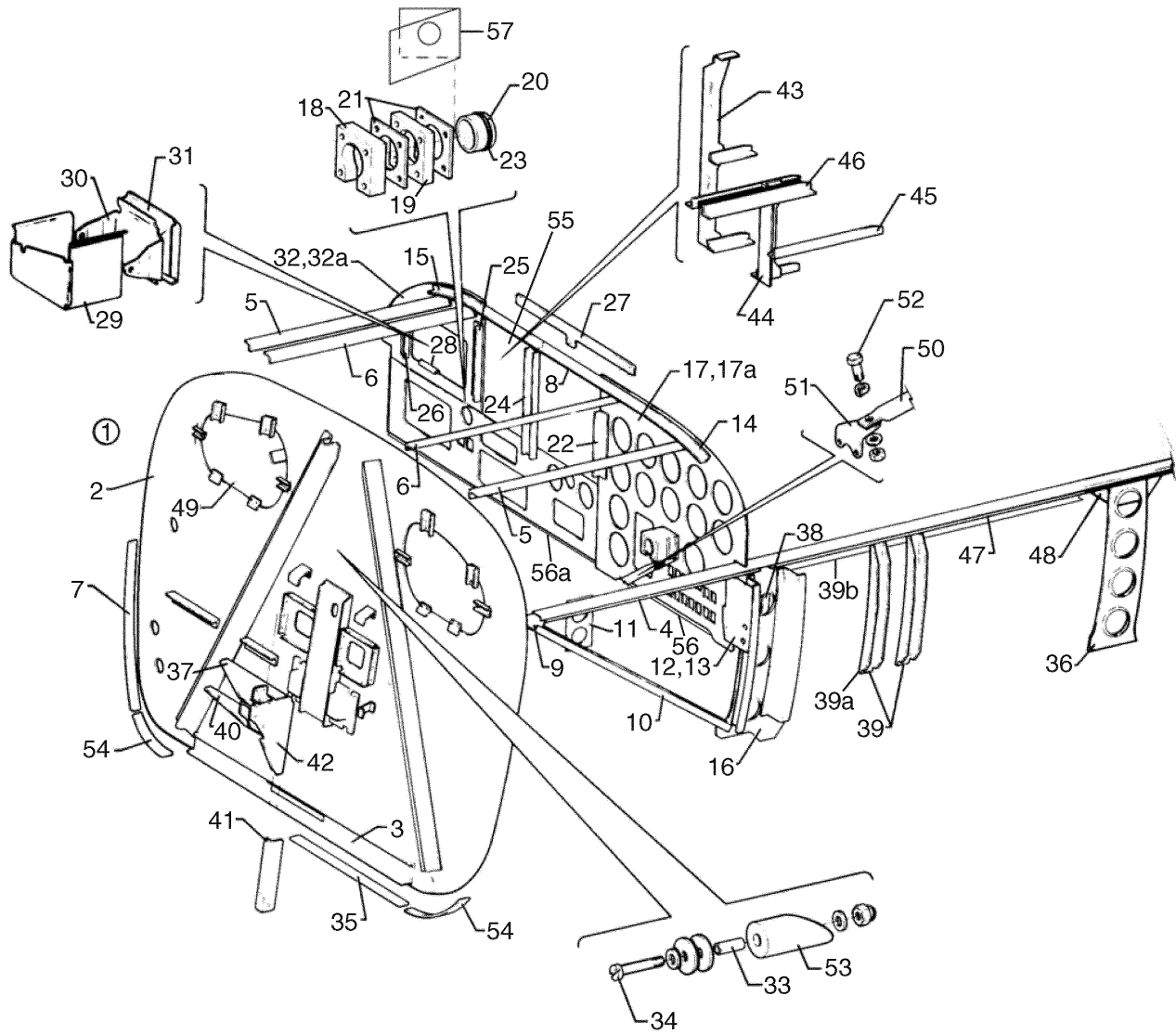


Figure 9. Fuselage Upper Forward Cockpit Assembly

Revised: March 10, 2009

**PIPER AIRCRAFT  
PA-34-220T  
AIRPLANE PARTS CATALOG**

---

CODE EXPLANATIONS FOR FIGURE 9

- A - Used if single instruments and glove box are installed.
- B - Used if single instruments and third stack of radios are installed.
- C - Used if dual instruments are installed.
- D - Used if Century 41 Autopilot is installed.
- E - Used if King KFC-200 Autopilot/Flight Director is installed.
- F - Used if NSD-360 with radar altimeter provisions is installed.
- G - Used if NSD-360 with DME-451 is installed.
- H - Used if King KFC 200 Autopilot/Flight Director and DME 451 are installed.
- J - Used if Century 41 Autopilot with DME-451 is installed.
- K - Used if Century 21 or Century 31 Autopilot is installed.
- L - Used if Century 21 Autopilot with DME-451 is installed.
- M - When ordering specify color 'bark II' or black.
- N - Not used on serial numbers 3448038 and up.
- P - Required for KLN-90B System.
- Q - Reference Piper Service Bulletin #983, - latest revision.

# PIPER AIRCRAFT PA-34-220T AIRPLANE PARTS CATALOG

Figure and Index Number	Part Number	Code	Nomenclature	No. Req.	Serial Numbers Affected
9-1	39530-02		COCKPIT ASSEMBLY - Upper Forward	1	34-8133001 thru 34-8633031; 3433001 thru 3433172
	39530-04		COCKPIT ASSEMBLY - Upper Forward	1	3448001 thru 3448037
	39530-05		COCKPIT ASSEMBLY - Upper Forward	1	3448038 and up
-2	39528-02	Q	* FRAME ASSEMBLY - Sta. 49.50	1	
-3	95125-00		** CHANNEL - Frame, Sta. 49.50	1	
-4	39538-02		* ZEE - Upper longeron, left	1	
	39538-03		* ZEE - Upper longeron, right	1	
-5	39493-02		* STRINGER - Skin support, outboard	2	
-6	39493-04		* STRINGER - Skin support, center, left	1	
	39493-03		* STRINGER - Skin support, center, right	1	
-7	95144-02		* STRAP - Frame, Sta. 49.50, top, left	1	
	95144-03		* STRAP - Frame, Sta. 49.50, top, right	1	
-8	79587-02		* SHIM - Instrument panel angle	1	
-9	39591-02		* FITTING ASSEMBLY - Nose gear mount, left	1	
	39591-03		* FITTING ASSEMBLY - Nose gear mount, right	1	
-10	39507-02		* CHANNEL - Upper cockpit, left	1	
	39507-03		* CHANNEL - Upper cockpit, right	1	
-11	87208-02		* PLATE ASSEMBLY - Mounting, left	1	
-12	87260-02		* BRACKET ASSEMBLY - Instrument panel, left	1	
	87260-08		* BRACKET ASSEMBLY - Instrument panel, left	1	3448038 and up
-13	87261-02		* BRACKET ASSEMBLY - Instrument panel, right	1	
-14	69837-00		* ANGLE ASSEMBLY - Instrument panel, left	1	
	69837-05		* ANGLE ASSEMBLY - Instrument panel, left	1	3448038 and up
-15	69841-00		* ANGLE ASSEMBLY - Instrument panel, right	1	
	69841-05		* ANGLE ASSEMBLY - Instrument panel, right	1	3448038 and up
-16	39562-08		* WEB ASSEMBLY - Upper cockpit, left	1	
	39562-03		* WEB ASSEMBLY - Upper cockpit, right	1	
-17	85243-03		PANEL ASSEMBLY - Instrument	1	3448005 thru 3448037
	39454-02	A	PANEL ASSEMBLY - Instrument	1	
	39454-03	B	PANEL ASSEMBLY - Instrument	1	
	39454-04	C	PANEL ASSEMBLY - Instrument	1	
	39454-05	A,D	PANEL ASSEMBLY - Instrument	1	
	39454-06	B,D	PANEL ASSEMBLY - Instrument	1	
	39454-07	C,D	PANEL ASSEMBLY - Instrument	1	
	39454-08	A,E	PANEL ASSEMBLY - Instrument	1	
	39454-09	B,E	PANEL ASSEMBLY - Instrument	1	
	39454-10	C,E	PANEL ASSEMBLY - Instrument	1	
	39454-11	A,F	PANEL ASSEMBLY - Instrument	1	
	39454-12	B,F	PANEL ASSEMBLY - Instrument	1	
	39454-13	C,F	PANEL ASSEMBLY - Instrument	1	
	39454-14	A,G	PANEL ASSEMBLY - Instrument	1	
	39454-15	B,G	PANEL ASSEMBLY - Instrument	1	
	39454-16	C,G	PANEL ASSEMBLY - Instrument	1	
	39454-17	A,H	PANEL ASSEMBLY - Instrument	1	
	39454-18	B,H	PANEL ASSEMBLY - Instrument	1	
	39454-19	C,H	PANEL ASSEMBLY - Instrument	1	
	39454-20	A,J	PANEL ASSEMBLY - Instrument	1	
	39454-21	B,J	PANEL ASSEMBLY - Instrument	1	
	39454-22	C,J	PANEL ASSEMBLY - Instrument	1	
	39454-23	A,K	PANEL ASSEMBLY - Instrument	1	
	39454-24	B,K	PANEL ASSEMBLY - Instrument	1	
	39454-25	C,K	PANEL ASSEMBLY - Instrument	1	
	39454-26	A,L	PANEL ASSEMBLY - Instrument	1	
	39454-27	B,L	PANEL ASSEMBLY - Instrument	1	
	39454-28	C,L	PANEL ASSEMBLY - Instrument	1	
-17a	85349-02		PANEL ASSEMBLY - Instrument, left	1	3448038 thru 3448071
	85349-11		PANEL ASSEMBLY - Instrument, left	1	3448072 and up
-18	68272-04		* PLATE - Control wheel	2	

When ordering, always specify Part Number, Description, and Serial Number of Aircraft

Revised: June 10, 2008

# PIPER AIRCRAFT PA-34-220T AIRPLANE PARTS CATALOG

Figure and Index Number	Part Number	Code	Nomenclature	No. Req.	Serial Numbers Affected
9-19	68272-02		* PLATE - Control wheel	2	
-20	68273-02		* BUSHING - Control wheel	2	
-21	68272-03		* PLATE - Control wheel	4	
-22	39518-02		* ANGLE - Instrument panel	1	
-23	484 792		* O-RING - (MS28775-218)	2	
-24	39518-10		* CHANNEL - Radio support	1	
	39518-11		* CHANNEL - Radio support	1	3448005 and up
-25	39518-04		* ANGLE - Instrument panel	1	
-26	39518-05	B	* ANGLE - Instrument panel, left	1	
	39518-06	B	* ANGLE - Instrument panel, right	1	
-27	39514-03		* STRAP - Instrument panel	1	
	39514-02		* STRAP - Instrument panel	1	3448005 and up
-28	39457-03	A	* MOULDING - Glove box (27.5" long)	1	
-29	69328-00	A	* BOX - Glove	1	
-30	69329-00	A	* DOOR - Glove box	1	
-31	69330-04	A,M	* COVER - Glove box door	1	
-32	39457-02	A	* PANEL ASSEMBLY - Instrument, right	1	
	39455-02	B	* PANEL ASSEMBLY - Instrument, right	1	
	39512-02	C	* PANEL ASSEMBLY - Instrument, right	1	
-32a	85349-03		* PANEL ASSEMBLY - Instrument, right	1	3448038 and up
	85349-06		* PANEL ASSEMBLY - Instrument, right (alternate)	1	3448038 and up
-33	63900-64		BUSHING - Bumper	1	
-34	62833-23		WASHER - Tee bar bumper	AR	
	411 538		SCREW - (MS35207-269)	1	
	690 612		WASHER - (NAS1149F0363P)	1	
	404 526		NUT - (MS21042-3)	1	
-35	95144-06		STRAP - Frame	2	
-36	62644-00		WEB - Forward cockpit, Sta. 108	1	
-37	96876-00		BRACE - Nose gear mount	1	
-38	69541-00		PLATE - Microphone clip	1	
-39	99421-00	N	CHANNEL - Armrest support	2	
-39a	85369-03		SUPPORT - Armrest	1	3448038 and up
-39b	85369-02		SUPPORT - Armrest	1	3448038 and up
-40	95833-00		BRACE - Nose gear mount	1	
-41	95834-00		ANGLE - Hydraulic mount assembly	1	
-42	95724-06		MOUNT ASSEMBLY - Hydraulic jack, nose gear	1	
-43	39469-03		RACK ASSEMBLY - Radio	1	34-8133001 thru 34-8433086
-44	39469-04		RACK ASSEMBLY - Radio	1	34-8133001 thru 34-8433086
-45	39469-11		ANGLE - Radio support	1	
-46	39469-12		ANGLE - Radio support	1	
-47	69129-02		CHANNEL - Longer reinforcement	1	
-48	39558-02		GUSSET - Cockpit	1	
-49	39618-02		COVER ASSEMBLY - Frame, left, Sta. 49.5	1	
	39618-03		COVER ASSEMBLY - Frame, right Sta. 49.5	1	
-50	39519-03		TUBE - Instrument panel support	2	
-51	87250-02		CLIP - Instrument panel support tube	2	34-8133001 thru 34-8433086
	87250-02		CLIP - Instrument panel support tube, left	1	34-8533001 and up
	87250-03		CLIP - Instrument panel support tube, right	2	34-8533001 and up
-52	400 438		BOLT - (AN3-4A)	4	
	690 612		WASHER - (NAS1149F0363P)	4	
	408 044		WASHER - Lock (MS35333-39)	4	
	404 526		NUT - (MS21042-3)	4	
-53	63927-00		BUMPER - Tee bar	1	
-54	95144-04		STRAP - Frame, Sta. 49.50, bottom left	1	
	95144-05		STRAP - Frame, Sta. 49.50, bottom right	1	
-55	85208-09		RADIO RACK ASSEMBLY AND INSTALLATION	1	3448038 and up
-56	85349-09		CHANNEL ASSEMBLY - Instrument panel, left	1	3448038 and up
-56a	85349-10		CHANNEL ASSEMBLY - Instrument panel, right	1	3448038 and up
-57	87768-06		CHANNEL - (Right side only)	1	3448038 and up

When ordering, always specify Part Number, Description, and Serial Number of Aircraft

**PIPER AIRCRAFT  
PA-34-220T  
AIRPLANE PARTS CATALOG**

---

**THIS PAGE INTENTIONALLY LEFT BLANK**

PIPER AIRCRAFT  
PA-34-220T  
AIRPLANE PARTS CATALOG

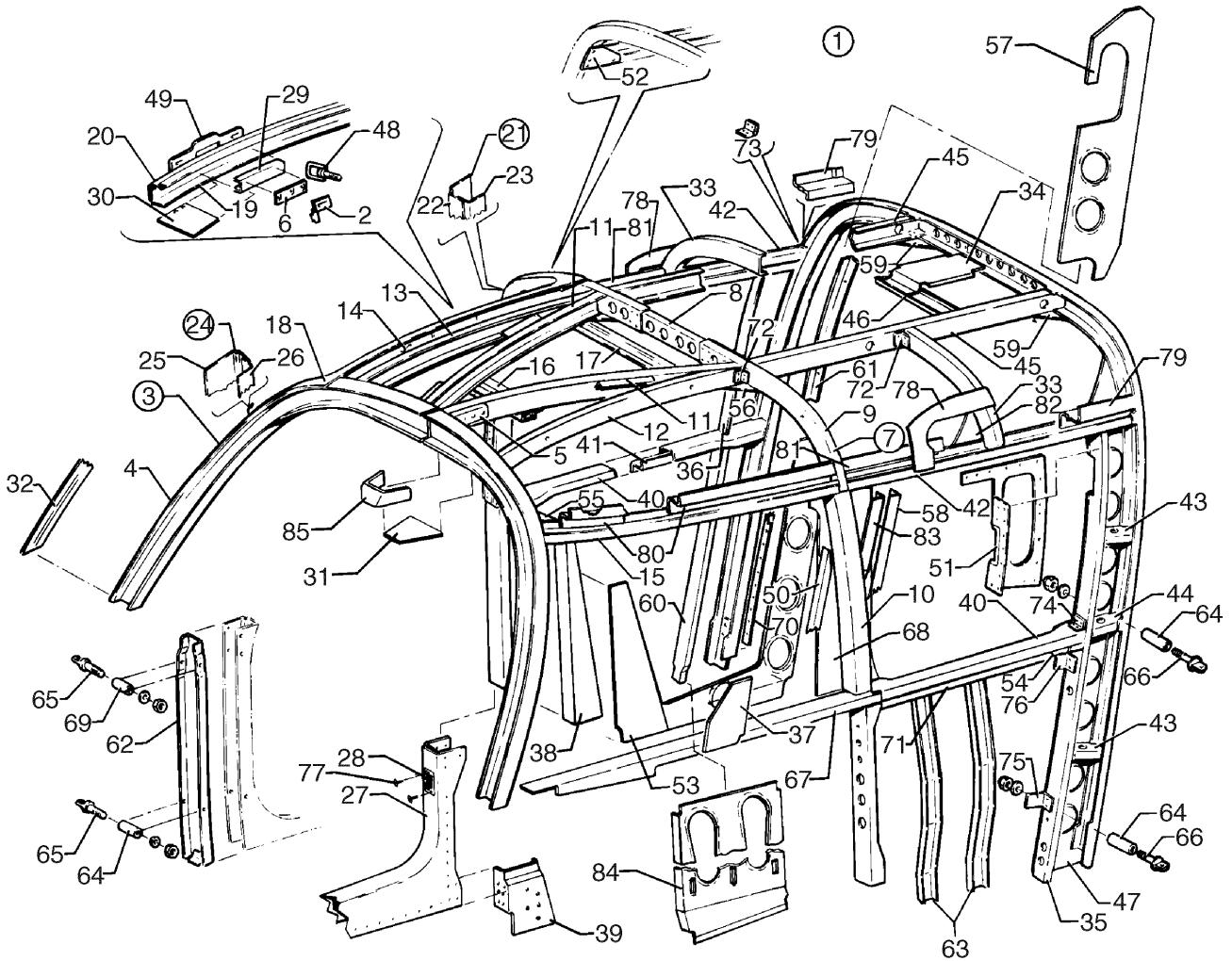


Figure 10. Fuselage Upper Center Cockpit Assembly

Revised: March 10, 2009

**PIPER AIRCRAFT  
PA-34-220T  
AIRPLANE PARTS CATALOG**

---

CODE EXPLANATIONS FOR FIGURE 10

- A - See figure 82 if Oxygen System is installed.
- B - Not used on serial numbers 3448038 and up.
- C - Reference Piper Service Bulletin #996, - latest revision.
- D - Reference Piper Service Bulletin #711, - latest revision.

# PIPER AIRCRAFT PA-34-220T AIRPLANE PARTS CATALOG

Figure and Index Number	Part Number	Code	Nomenclature	No. Req.	Serial Numbers Affected
10-1	39530-02		COCKPIT ASSEMBLY - Upper center	1	34-8133001 thru 34-8633031; 3433001 thru 3433172
	39530-04		COCKPIT ASSEMBLY - Upper center	1	3448001 thru 3448037
	39530-05		COCKPIT ASSEMBLY - Upper center	1	3448038 and up
-2	69739-00		* CLIP - Door latch	1	
-3	69888-07		* FRAME ASSEMBLY - Fuselage, canted, Sta. 85.6	1	
-4	69888-04		** FRAME ASSEMBLY -Left	1	
	69888-05		** FRAME ASSEMBLY - Right	1	
-5	69888-06		** FITTING - Windshield bow	1	
-6	69738-00		* PLATE ASSEMBLY - Door latch	1	
-7	68325-03	D	* FRAME ASSEMBLY - Sta. 108	1	
-8	68326-00		** CHANNEL - Splice	1	
-9	68331-00		** CHANNEL - Fuselage frame, left	1	
	68331-02		** CHANNEL - Fuselage frame, right	1	
-10	68327-00		** CHANNEL ASSEMBLY	1	
-11	68342-14		* CHANNEL - Center upper cockpit, left	1	
	68342-15		* CHANNEL - Center upper cockpit, right	1	
-12	68382-02		* CHANNEL ASSEMBLY - Upper cockpit, left	1	
-13	68352-03		* CHANNEL - Upper cockpit, right	1	
-14	62874-06		* CHANNEL ASSEMBLY - Upper cockpit, right	1	
-15	62876-02		* CHANNEL ASSEMBLY - Upper cockpit, left	1	
-16	68308-00		* HAT - Upper cockpit	1	
-17	68307-00	A	* CHANNEL - Upper cockpit, forward	1	
-18	79561-14	C	* PAN ASSEMBLY - Upper, cabin door	1	34-8133001 thru 34-8633031; 3433001 thru 3433172 3448001 thru 3448037
	79561-39		* PAN ASSEMBLY - Upper, cabin door	1	3448038 and up
-19	79561-06		** PAN - Inner, upper door jamb	1	34-8133001 thru 34-8633031; 3433001 thru 3433172 3448001 thru 3448037
-19	79561-41		** PAN - Outer, door jamb	1	3448038 and up
-20	79561-05		** PAN - Outer, upper door jamb	1	34-8133001 thru 34-8633031; 3433001 thru 3433172 3448001 thru 3448037
-20	79561-42		** PAN - Inner, door jamb	1	3448038 and up
-21	DELETED				
-22	79561-07		** PAN - Outer, upper cockpit	1	
-23	79561-08		** PAN - Inner, upper cockpit	1	
-24	DELETED				
-25	DELETED				
-26	DELETED				
-27	76467-04		** CHANNEL - Door frame splice	1	
-28	63293-02		* PLATE - Door latch striker	1	
-29	69740-02		* CHANNEL - Door latch	1	
-30	69742-00		* PLATE - Door latch	1	
-31	87244-02		* GUSSET - Upper forward cockpit	1	
-32	69891-08		RETAINER - Upper cockpit, left, upper	1	
	69891-04		RETAINER - Upper cockpit, left, lower	1	
	69891-09		RETAINER - Upper cockpit, right, upper	1	
	69891-05		RETAINER - Upper cockpit, right, lower	1	
-33	68315-00		CHANNEL - Upper cockpit, left	1	
	68315-01		CHANNEL - Upper cockpit, right	1	
-34	87278-02		DOUBLER ASSEMBLY - Antenna	1	
-35	68328-02		CHANNEL - Sta. 122 to Sta. 132	1	
-36	39571-02		ANGLE - Upper cockpit, right	1	
-37	39586-02		GUSSET - Fuselage, right	1	
-38	39587-02		DOUBLER - Fuselage, right	1	

When ordering, always specify Part Number, Description, and Serial Number of Aircraft



# PIPER AIRCRAFT PA-34-220T AIRPLANE PARTS CATALOG

Figure and Index Number	Part Number	Code	Nomenclature	No. Req.	Serial Numbers Affected
10 -39	87242-02		DOUBLER ASSEMBLY - Fuselage, right	1	
-40	68341-00		CHANNEL - Upper cockpit, center, left	1	
	68343-00		CHANNEL - Upper cockpit, center, right	1	
-41	95923-00		ZEE - Upper cockpit, center, right	1	
-42	68340-00		CHANNEL - Upper cockpit, center, left	1	
	68351-00		CHANNEL - Upper cockpit, center, right	1	
-43	68338-00		STIFFENER - Left side	2	
-44	68339-00		STIFFENER - Left side	1	
-45	68381-00		CHANNEL ASSEMBLY - Upper cockpit, center, left	1	
	68346-01		CHANNEL ASSEMBLY - Upper cockpit, center, right	1	
-46	69748-00		CHANNEL - Upper cockpit, aft	1	
-47	68330-06		WEB ASSEMBLY - Left, Sta. 128	1	
-48	63037-00		LOOP ASSEMBLY - Door latch	1	
-49	79234-00		PLATE - Forward door latch	1	
-50	39582-02		ANGLE - Upper cockpit	1	
	39582-03		ANGLE - Upper cockpit	1	3448038 and up
-51	78012-00		DOUBLER ASSEMBLY - Upper cockpit, Sta. 124.25, left	1	
	78012-04		DOUBLER ASSEMBLY - Upper cockpit, Sta. 124.25, right	1	
-52	89090-02		GUSSET ASSEMBLY - Upper cockpit, center, right	1	
-53	39550-02		SKIN ASSEMBLY - Inboard, Sta. 108 to Sta. 128	1	
-54	68344-00		GUSSET - Upper cockpit, left	1	
-55	68324-00		GUSSET - Upper cockpit, left	1	
-56	68323-00		GUSSET - Upper cockpit, left	1	
	68323-01		GUSSET - Upper cockpit, right	1	
-57	39589-02		WEB - Fuselage, right	1	
-58	39583-02		ANGLE - Upper cockpit, left	1	
-59	68319-00		GUSSET	2	
-60	39556-02		ANGLE - Upper cockpit, right	1	
-61	39571-03		ANGLE - Upper cockpit, center	1	
-62	62697-02		CHANNEL ASSEMBLY - Upper fuselage	1	
-63	39636-02		CHANNEL - Armrest support, left	2	
-64	63900-46		BUSHING - Door jamb hinge	3	
-65	402 057		EYE BOLT - (AN44-17A)	2	
	690 619		WASHER - (NAS1149F0532P)	2	
	404 531		NUT - (MS21042-5)	2	
-66	402 060		EYE BOLT - (AN44-20A)	2	
	690 619		WASHER - (NAS1149F0532P)	2	
	404 531		NUT - (MS21042-5)	2	
-67	39552-02		LONGERON ASSEMBLY - Cockpit, lower right	1	
	39577-02		LONGERON ASSEMBLY - Cockpit, lower left	1	
-68	39584-03		WEB - Cockpit, left	1	
	39584-05		WEB - Cockpit, left	1	3448038 and up
-69	63900-47		BUSHING	1	
-70	37559-00		ANGLE - Upper cockpit	1	
-71	39539-02		ZEE - Cockpit, left	1	
-72	62506-00		CLIP	6	
-73	62506-03		CLIP - Upper cockpit	1	
-74	62506-04		CLIP - Upper cockpit	1	
-75	68362-00		CLIP	1	
-76	68363-00		CLIP	1	
-77	411 532		SCREW - (MS35207-263)	2	
-78	99741-00	B	DOUBLER - Fuselage, left	1	
	99741-01	B	DOUBLER - Fuselage, right	1	
-79	39614-04		ZEE - Upper cockpit, left	1	
	39614-05		ZEE - Upper cockpit, right	1	
-80	39617-02		ZEE - Upper cockpit, left	1	
-81	39614-02		ZEE - Upper cockpit, left	1	
	39614-03		ZEE - Upper cockpit, right	1	

When ordering, always specify Part Number, Description, and Serial Number of Aircraft

Revised: March 10, 2009

**PIPER AIRCRAFT  
PA-34-220T  
AIRPLANE PARTS CATALOG**

---

<b>Figure and Index Number</b>	<b>Part Number</b>	<b>Code</b>	<b>Nomenclature</b>	<b>No. Req.</b>	<b>Serial Numbers Affected</b>
10 -82	96792-00		DOUBLER - Left	2	
-83	69698-02		ANGLE - Upper cockpit, left	1	
-84	87298-02		PANEL - Armrest support. right	1	
-85	87720-02		GUSSET - Forward upper cockpit	1	

---

When ordering, always specify Part Number, Description, and Serial Number of Aircraft

Revised: June 10, 2008

**PIPER AIRCRAFT  
PA-34-220T  
AIRPLANE PARTS CATALOG**

---

**THIS PAGE INTENTIONALLY LEFT BLANK**

PIPER AIRCRAFT  
PA-34-220T  
AIRPLANE PARTS CATALOG

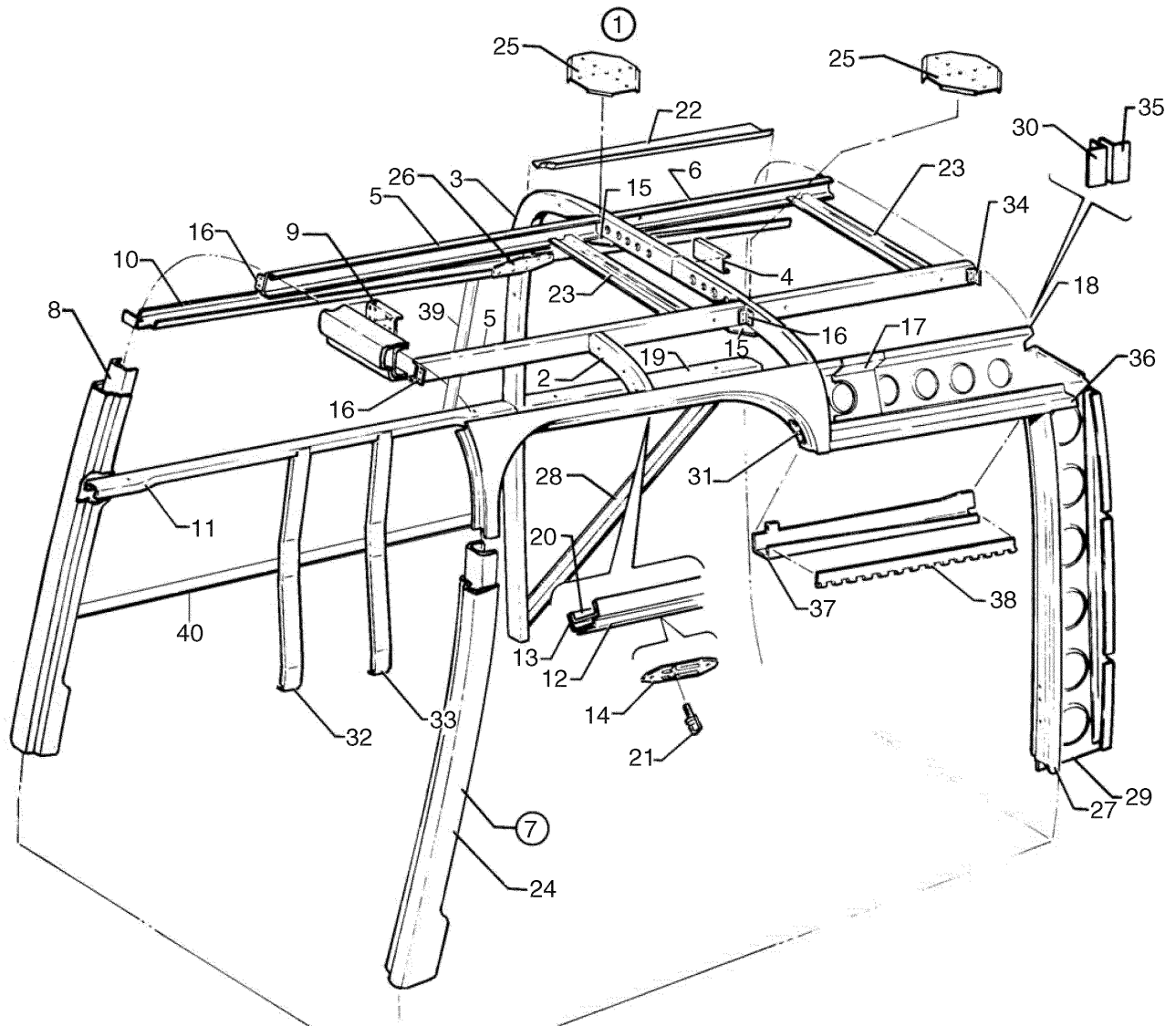


Figure 11. Fuselage Upper Aft Cockpit Assembly

Revised: March 10, 2009

**PIPER AIRCRAFT  
PA-34-220T  
AIRPLANE PARTS CATALOG**

---

CODE EXPLANATIONS FOR FIGURE 11

A - Not used on serial numbers 3448038 and up.

**PIPER AIRCRAFT  
PA-34-220T  
AIRPLANE PARTS CATALOG**

Figure and Index Number	Part Number	Code	Nomenclature	No. Req.	Serial Numbers Affected
11-1	39530-02		COCKPIT ASSEMBLY - Upper Aft	1	34-8133001 thru 34-8633031; 3433001 thru 3433172
	39530-04		COCKPIT ASSEMBLY - Upper Aft	1	3448001 thru 3448037
	39530-05		COCKPIT ASSEMBLY - Upper Aft	1	3448038 and up
-2	68372-00		* SUPPORT ASSEMBLY - Latch	1	
-3	68984-00		* CHANNEL - Left	1	
	68357-01		* CHANNEL - Right	1	
-4	68359-00		* SPLICE - Channel	1	
-5	68371-00		* CHANNEL - Upper cockpit, aft, left	1	
	68371-01		* CHANNEL - Upper cockpit, aft, right	1	
-6	68373-00		* LONGERON - Upper cockpit, aft, left	1	
	68373-01		* LONGERON - Upper cockpit, aft, right	1	
-7	68332-00		* FRAME ASSEMBLY - Sta. 128	1	
-8	68333-00		** CHANNEL - Fuselage frame, left	1	
	68333-01		** CHANNEL - Fuselage frame, right	1	
-9	68335-00		** CHANNEL - Splice	1	
-10	39727-02		* CHANNEL - Upper cockpit	1	
-11	68375-00		* LONGERON - Upper cockpit, aft	1	
-12	69105-02		* SILL - Rear door	1	
-13	69105-03		* SILL - Rear door	1	
-14	68353-00		* PLATE - Door latch	1	
-15	68319-00		* GUSSET	2	
-16	62506-00		* CLIP	11	
-17	96851-00		* DOUBLER - Shoulder harness	1	
	96851-02		* DOUBLER - Shoulder harness	1	3448038 and up
-18	68966-00		* WEB - Cargo door, upper	1	
	68966-02		* WEB - Cargo door, upper	1	3448038 and up
-19	68370-01		* LONGERON - Upper cockpit, aft, right	1	
-20	68366-00		* CHANNEL - Rear door sill	1	
-21	63037-00		LOOP ASSEMBLY - Door latch	1	
-22	99729-01		ANGLE - Headliner attachment, right	1	
-23	68364-00		CHANNEL - Upper cockpit	2	
-24	68334-00		JAMB - Rear door	1	
-25	68319-00		GUSSET - Fuselage, top	2	
-26	39728-02		GUSSET - Fuselage	1	
-27	68985-00		JAMB ASSEMBLY - Cargo door, aft	1	
-28	63281-12		ANGLE - Aft fuselage stiffener	1	
-29	68970-00		WEB - Cargo door, aft	1	
-30	68986-02		CLIP - Cargo door web	1	
-31	96986-00		PLATE - Striker	1	
-32	69971-03	A	CHANNEL - Armrest support	1	
-33	69971-02	A	CHANNEL - Armrest support	1	
-34	62506-05		CLIP - Upper cockpit	2	
-35	68986-03		CLIP - Cargo door web	1	
-36	68369-00		ZEE - Upper cockpit, aft, left	1	
	68369-01		ZEE - Upper cockpit, aft, right	1	
-37	68967-00		STIFFENER - Cargo door, upper	1	
-38	68974-00		HINGE HALF - Cargo door	1	
-39	68223-00		ANGLE - Upper cockpit	1	3448038 and up
-40	83367-02		STIFFENER - Skin	1	3448038 and up

When ordering, always specify Part Number, Description, and Serial Number of Aircraft

Revised: June 10, 2008

PIPER AIRCRAFT  
PA-34-220T  
AIRPLANE PARTS CATALOG

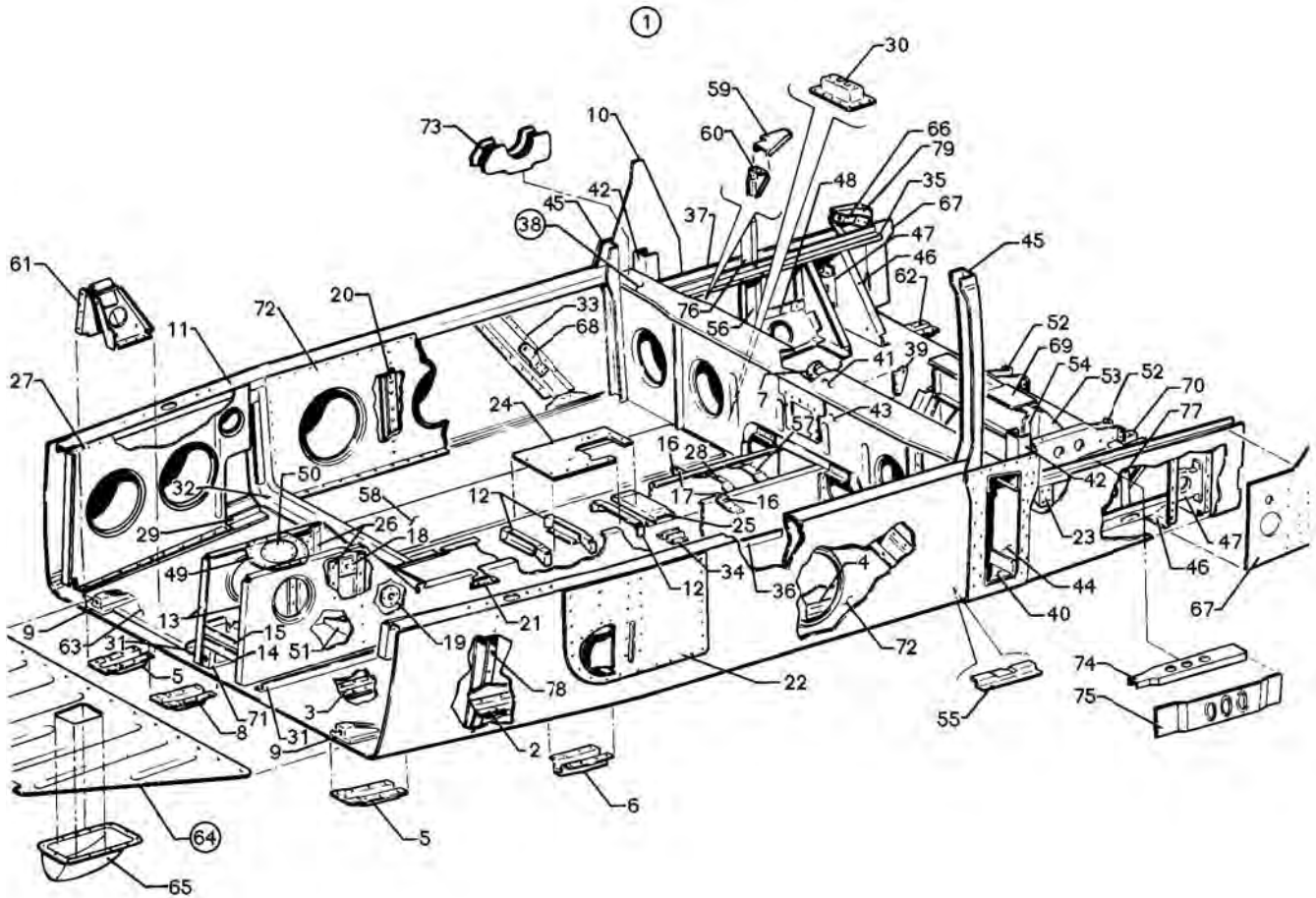


Figure 12. Fuselage Lower Forward Cockpit Assembly

Revised: June 10, 2008

**PIPER AIRCRAFT  
PA-34-220T  
AIRPLANE PARTS CATALOG**

---

CODE EXPLANATIONS FOR FIGURE 12

- A - First time replacement must order Part Number 95555-000 Nose Gear Mount Fitting, also.
- B - Reference Piper Service Bulletin #1123, - latest revision.



**PIPER AIRCRAFT  
PA-34-220T  
AIRPLANE PARTS CATALOG**

Figure and Index Number	Part Number	Code	Nomenclature	No. Req.	Serial Numbers Affected
12-1	39530-02		COCKPIT ASSEMBLY - Lower Forward	1	34-8133001 thru 34-8633031; 3433001 thru 3433172
	39530-04		COCKPIT ASSEMBLY - Lower Forward	1	3448001 thru 3448037
	39530-05		COCKPIT ASSEMBLY - Lower Forward	1	3448038 and up
-2	62528-00		* HAT - Lower cockpit, forward, left	1	
	62528-01		* HAT - Lower cockpit, forward, right	1	
-3	62221-00		* HAT - Lower cockpit, inboard, left and right	2	
-4	96349-02		* HAT - Lower cockpit, outboard, left	1	
	96349-03		* HAT - Lower cockpit, outboard, right	1	
-5	62544-00		* FAIRING - Lower cockpit, forward, left	1	
	62544-01		* FAIRING - Lower cockpit, forward, right	1	
-6	62558-00		* FAIRING - Lower cockpit, center, left	1	
	62558-01		* FAIRING - Lower cockpit, center, right	1	
-7	22482-00		* SCOOP - Air	1	
-8	62543-00		* FAIRING	2	
-9	62441-03		* FITTING - Lower nose gear mount, left	1	
	62441-04		* FITTING - Lower nose gear mount, right	1	
-10	68507-02		* DOUBLER - Main spar box, left	1	
	95925-03		* DOUBLER - Main spar box, right	1	
-11	95124-07		* LONGERON ASSEMBLY - Lower cockpit, forward, right	1	
	95124-08		* LONGERON ASSEMBLY - Lower cockpit, forward, left	1	
-12	62679-00		* BRACKET ASSEMBLY - Tunnel, forward	2	
	62679-01		* BRACKET ASSEMBLY - Tunnel, rear	1	
-13	95599-02		* CHANNEL - Tunnel, left	1	
	95599-03		* CHANNEL - Tunnel, right	1	
-14	95554-00	A,B	* BRACKET - Tunnel	1	
-15	95914-00		* BRACKET ASSEMBLY - Tunnel	1	
-16	96877-00		* LINK - Seat belt attachment, outboard, left	1	
	96877-01		* LINK - Seat belt attachment, outboard, right	1	
-17	96878-00		* LINK - Seat belt attachment, inboard, left	1	
	96878-01		* LINK - Seat belt attachment, inboard, right	1	
-18	62607-00		* PLATE - Tunnel, side	2	
-19	62608-00		* DOUBLER - Tunnel, side	2	
-20	39545-02		* INTERCOSTAL - Lower forward, left	1	
	39545-03		* INTERCOSTAL - Lower forward, right	1	
-21	96282-00		* SUPPORT - Cable clamp	2	
-22	39559-02		* DOUBLER - Forward cockpit, left	1	
	39559-03		* DOUBLER - Forward cockpit, right	1	
-23	95666-01		* BRACKET - Aileron pulley assembly, left	1	
	95666-00		* BRACKET - Aileron pulley assembly, right	1	
-24	95564-00		* PLATE ASSEMBLY - Tunnel	1	
-25	95406-00		* BRACKET ASSEMBLY - Pulley, rudder trim	1	
-26	62606-00		* STIFFENER - Tunnel, side	2	
-27	39531-02		* PANEL - Lower cockpit, left	1	
	39531-03		* PANEL - Lower cockpit, right	1	
-28	78130-00		* SUPPORT ASSEMBLY - Fuel selector cable, forward	1	
-29	65656-00		* ANGLE - Left	1	
	65656-01		* ANGLE - Right	1	
-30	96968-00		* SUPPORT ASSEMBLY - Fuel drain	1	
-31	68537-00		* ANGLE	2	
-32	95161-00		* FRAME ASSEMBLY - Sta. 73	1	
-33	96890-02		* HAT ASSEMBLY - Seat belt attachment, left	1	
	96890-03		* HAT ASSEMBLY - Seat belt attachment, right	1	
-34	96041-00		* ANGLE - Lever, fuel selector bracket	2	
-35	68508-02		* LONGERON - Lower cockpit, forward, left	1	
	68508-03		* LONGERON - Lower cockpit, forward, right	1	
-36	68538-00		* ANGLE - Floor	2	

When ordering, always specify Part Number, Description, and Serial Number of Aircraft

Revised: June 10, 2008

**PIPER AIRCRAFT  
PA-34-220T  
AIRPLANE PARTS CATALOG**

Figure and Index Number	Part Number	Code	Nomenclature	No. Req.	Serial Numbers Affected
12-37	68509-04		* ANGLE - Lower cockpit, forward, left	1	
	68509-05		* ANGLE - Lower cockpit, forward, right	1	
-38	95734-07		* SPAR BOX ASSEMBLY	1	
-39	95936-00		** BRACKET - Flap return spring	1	
-40	95733-02		** CAP - Lower spar	1	
-41	95732-00		** CAP - Upper spar	1	
-42	96339-04		** CHANNEL - Frame, aft, left	1	
	96339-03		** CHANNEL - Frame, aft, right	1	
-43	95825-02		** WEB - Main spar box, forward	1	
-44	95826-02		** WEB - Main spar box, aft	1	
-45	96330-00		** CHANNEL - Spar box, left	1	
	62545-04		** CHANNEL - Spar box, right	1	
-46	68510-00		* SUPPORT ASSEMBLY - Flap torque tube, left	1	
	68510-01		* SUPPORT ASSEMBLY - Flap torque tube, right	1	
-47	62421-00		** FITTING - Flap, left	1	
	62421-01		** FITTING - Flap, right	1	
-48	65126-01		* STIFFENER - Lower cockpit, left	1	
	65126-00		* STIFFENER - Lower cockpit, right	1	
-49	36565-03		* DOUBLER ASSEMBLY - Transponder antenna access	1	
-50	36565-02		* PLATE - Transponder antenna access	1	
-51	96186-00		* BRACKET - Shaft support	1	
-52	62763-00		* SUPPORT - Torque shaft	2	
-53	96485-00		* BRACKET - Channel mounting, left	1	
	96485-01		* BRACKET - Channel mounting, right	1	
-54	96486-00		* ANGLE - Channel mounting, left	1	
	96486-01		* ANGLE - Channel mounting, right	1	
-55	39535-02		* ZEE - Hat stiffener, left	1	
	39535-03		* ZEE - Hat stiffener, right	1	
-56	39585-02		* CHANNEL - Lower cockpit, right	1	
-57	78131-00		* SUPPORT ASSEMBLY - Fuel selector cable, aft	1	
-58	96684-00		FLOORBOARD	2	
-59	96334-00		GUSSET - Sta. 108, left	1	
	96334-01		GUSSET - Sta. 108, right	1	
-60	96333-00		GUSSET - Floor support, left	1	
	96333-01		GUSSET - Floor support, right	1	
-61	78582-00		BRACKET ASSEMBLY - Rudder stop, left	1	
	78582-01		BRACKET ASSEMBLY - Rudder stop, right	1	
-62	68503-00		FAIRING - Lower cockpit, left	1	
	68503-01		FAIRING - Lower cockpit, right	1	
-63	96700-04		FLOORBOARD ASSEMBLY - Lower cockpit, forward, left	1	
	96700-05		FLOORBOARD ASSEMBLY - Lower cockpit, forward, right	1	
-64	95740-03		COVER ASSEMBLY - Nose cone	1	
-65	78547-00		* CAP - Nose cone cover	1	
-66	96896-00		LINK - Seat belt attachment	2	
-67	68645-02		DOUBLER - Skin, lower cockpit, left	1	
	68645-00		DOUBLER - Skin, lower cockpit, right	1	
-68	96887-00		LINK - Seat belt attachment	2	
-69	96489-03		CHANNEL ASSEMBLY - Pulley mounting	1	34-8133002 thru 34-8433086
	96489-04		CHANNEL ASSEMBLY - Pulley mounting	1	34-8533001 and up
-70	68506-00		FAIRING - Lower cockpit, center	2	
-71	95555-00	B	FITTING - Nose gear mount	1	
-72	87246-02		SKIN - Lower cockpit, left	1	
	87246-03		SKIN - Lower cockpit, right	1	
-73	39432-02		GUSSET - Lower cockpit, left	1	
	39432-03		GUSSET - Lower cockpit, right	1	
-74	39577-02		LONGERON - Lower cockpit, left	1	
-75	39578-02		WEB ASSEMBLY - Lower cockpit, left	1	
-76	39554-02		CHANNEL - Lower cockpit, right	1	
-77	39579-02		INTERCOSTAL - Lower cockpit, left	1	

When ordering, always specify Part Number, Description, and Serial Number of Aircraft

**PIPER AIRCRAFT  
PA-34-220T  
AIRPLANE PARTS CATALOG**

<b>Figure and Index Number</b>	<b>Part Number</b>	<b>Code</b>	<b>Nomenclature</b>	<b>No. Req.</b>	<b>Serial Numbers Affected</b>
12-78	39525-02		CHANNEL - Lower cockpit, left	1	
	39525-03		CHANNEL - Lower cockpit, right	1	
-79	96884-00		BRACKET ASSEMBLY - Seat belt attachment, left	1	
	96884-01		BRACKET ASSEMBLY - Seat belt attachment, right	1	

When ordering, always specify Part Number, Description, and Serial Number of Aircraft

Revised: June 10, 2008

**PIPER AIRCRAFT  
PA-34-220T  
AIRPLANE PARTS CATALOG**

---

**THIS PAGE INTENTIONALLY LEFT BLANK**

PIPER AIRCRAFT  
PA-34-220T  
AIRPLANE PARTS CATALOG

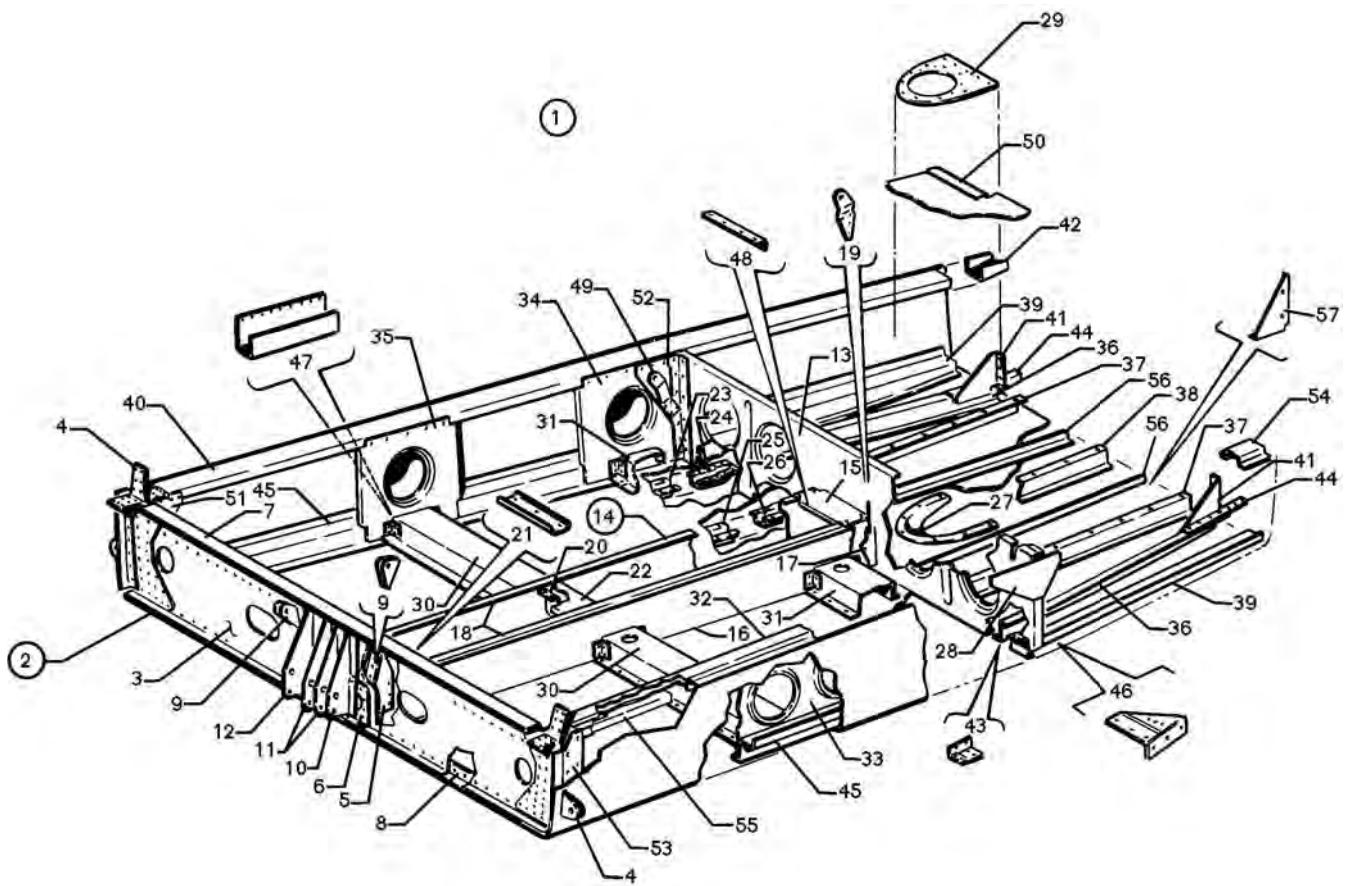


Figure 13. Fuselage Lower Aft Cockpit Assembly

Revised: June 10, 2008

**PIPER AIRCRAFT  
PA-34-220T  
AIRPLANE PARTS CATALOG**

---

CODE EXPLANATIONS FOR FIGURE 13

**PIPER AIRCRAFT  
PA-34-220T  
AIRPLANE PARTS CATALOG**

Figure and Index Number	Part Number	Code	Nomenclature	No. Req.	Serial Numbers Affected
13-1	39530-02		COCKPIT ASSEMBLY - Lower Aft	1	34-8133001 thru 34-8633031; 3433001 thru 3433172
	39530-04		COCKPIT ASSEMBLY - Lower Aft	1	3448001 thru 3448037
	39530-05		COCKPIT ASSEMBLY - Lower Aft	1	3448038 and up
-2	68615-04		* FRAME ASSEMBLY - Lower, Sta. 128	1	
-3	68616-03		** WEB - Sta. 128	1	
-4	68621-02		** FITTING ASSEMBLY - Wing attachment, left	1	
	68621-03		** FITTING ASSEMBLY - Wing attachment, right	1	
-5	68619-00		** GUSSET - Left, Sta. 128	1	
	68619-01		** GUSSET - Right, Sta. 128	1	
-6	62566-02		** DOUBLER - Forward, rear seat support	1	
-7	68617-02		** STIFFENER - Frame, Sta. 128	1	
-8	68618-00		** ANGLE - Frame, Sta. 128	1	
-9	96880-00		** FITTING - Seat belt attachment	2	
-10	62563-06		** BRACKET - Sta. 128	1	
-11	62563-07		** BRACKET - Sta. 128	2	
-12	62563-05		** BRACKET - Sta. 128	1	
-13	68623-05		* FRAME ASSEMBLY - Lower, Sta. 168	1	
-14	95800-04		* TUNNEL ASSEMBLY - Sta. 128 to Sta. 168	1	
-15	78322-00		* COVER - Aft tunnel	1	
-16	68608-02		* ANGLE - Aft tunnel wall, left	1	
	68608-03		* ANGLE - Aft tunnel wall, right	1	
-17	68625-02		* ANGLE - Lower cockpit, aft, left	1	
	68625-03		* ANGLE - Lower cockpit, aft, right	1	
-18	68647-00		* ANGLE ASSEMBLY - Tunnel side, left	1	
	68647-01		* ANGLE ASSEMBLY - Tunnel side, right	1	
-19	96885-00		* LINK - Seat belt attachment, left	1	
	96885-01		* LINK - Seat belt attachment, right	1	
-20	96314-00		* FAIRLEAD ASSEMBLY - Rudder trim cable	1	
-21	96188-00		* CHANNEL - Tunnel top	1	
-22	68656-00		* CHANNEL - Tunnel top	1	
-23	68609-04		* HAT ASSEMBLY - Lower cockpit, aft, outboard, left	1	
	68609-05		* HAT ASSEMBLY - Lower cockpit, aft, outboard, right	1	
-24	62554-00		** FAIRING	1	
-25	68612-00		* HAT ASSEMBLY - Lower cockpit, aft, inboard	2	
-26	62554-00		** FAIRING	1	
-27	66965-00		* SCOOP - Cabin air	1	
-28	68975-00		* GUSSET - Cargo door jamb	1	
-29	65556-00		* DOUBLER - Cabin exhaust scoop (with 4" dia. hole)	1	
	65556-02		* DOUBLER - Cabin exhaust scoop (without 4" dia. hole)	1	
-30	79583-02		* HAT ASSEMBLY - Seat support, left	1	
	79583-03		* HAT ASSEMBLY - Seat support, right	1	
-31	79747-00		* HAT ASSEMBLY - Seat support, left	1	
	79747-01		* HAT ASSEMBLY - Seat support, right	1	
-32	68604-04		* JAMB - Door	1	
-33	68607-03		* WEB ASSEMBLY - Left	1	
-34	68649-03		* WEB ASSEMBLY - Right	1	
-35	68655-02		* WEB - Right	1	
-36	68641-00		* STIFFENER - Left	1	
	68641-01		* STIFFENER - Right	1	
-37	68632-00		* ZEE ASSEMBLY - Baggage floor, left	1	
	68632-01		* ZEE ASSEMBLY - Baggage floor, right	1	
-38	68632-05		* ZEE ASSEMBLY - Baggage floor, center	1	
-39	68606-00		* CHANNEL - Left	1	
	68606-01		* CHANNEL - Right	1	
-40	68603-00		* LONGERON ASSEMBLY - Lower cockpit, aft, left	1	
	68657-00		* LONGERON ASSEMBLY - Lower cockpit, aft, right	1	

When ordering, always specify Part Number, Description, and Serial Number of Aircraft

Revised: June 10, 2008

**PIPER AIRCRAFT  
PA-34-220T  
AIRPLANE PARTS CATALOG**

Figure and Index Number	Part Number	Code	Nomenclature	No. Req.	Serial Numbers Affected
13-41	65119-00		* GUSSET - Baggage compartment, aft, left	1	
	65119-01		* GUSSET - Baggage compartment, aft, right	1	
-42	68634-00		* CHANNEL - Splice, left	1	
	68634-01		* CHANNEL - Splice, right	1	
-43	68643-00		* ANGLE - Lower cockpit, aft, left	1	
	68643-01		* ANGLE - Lower cockpit, aft, right	1	
-44	62532-00		* ANGLE - Stringer splice, Sta. 156, left	1	
	62532-01		* ANGLE - Stringer splice, Sta. 156, right	1	
-45	68605-00		* CHANNEL - Lower cockpit, aft, left	1	
	68605-01		* CHANNEL - Lower cockpit, aft, right	1	
-46	68642-00		* GUSSET ASSEMBLY - Baggage floor, left	1	
	68642-01		* GUSSET ASSEMBLY - Baggage floor, right	1	
-47	68678-00		* DOUBLER ASSEMBLY - Step	1	
-48	96264-00		* ANGLE ASSEMBLY - Cable guard	1	
-49	96896-02		* LINK - Seat belt attachment	2	
-50	68638-02		* ANGLE - Baggage floor, left	1	
	68638-01		* ANGLE - Baggage floor, right	1	
-51	68639-00		* GUSSET - Right	1	
-52	68640-02		* DOUBLER - Seat belt attachment, left	1	
	68640-03		* DOUBLER - Seat belt attachment, right	1	
-53	68644-00		* ANGLE - Left, Sta. 128	1	
-54	68972-00		* JAMB ASSEMBLY - Cargo door, lower	1	
-55	37655-00		* DOUBLER - Lower cockpit, aft	1	
-56	68637-00		* ANGLE - Left	1	
	68637-01		* ANGLE - Right	1	
-57	78398-00		BRACKET - Combustion heater	1	

When ordering, always specify Part Number, Description, and Serial Number of Aircraft



PIPER AIRCRAFT  
PA-34-220T  
AIRPLANE PARTS CATALOG

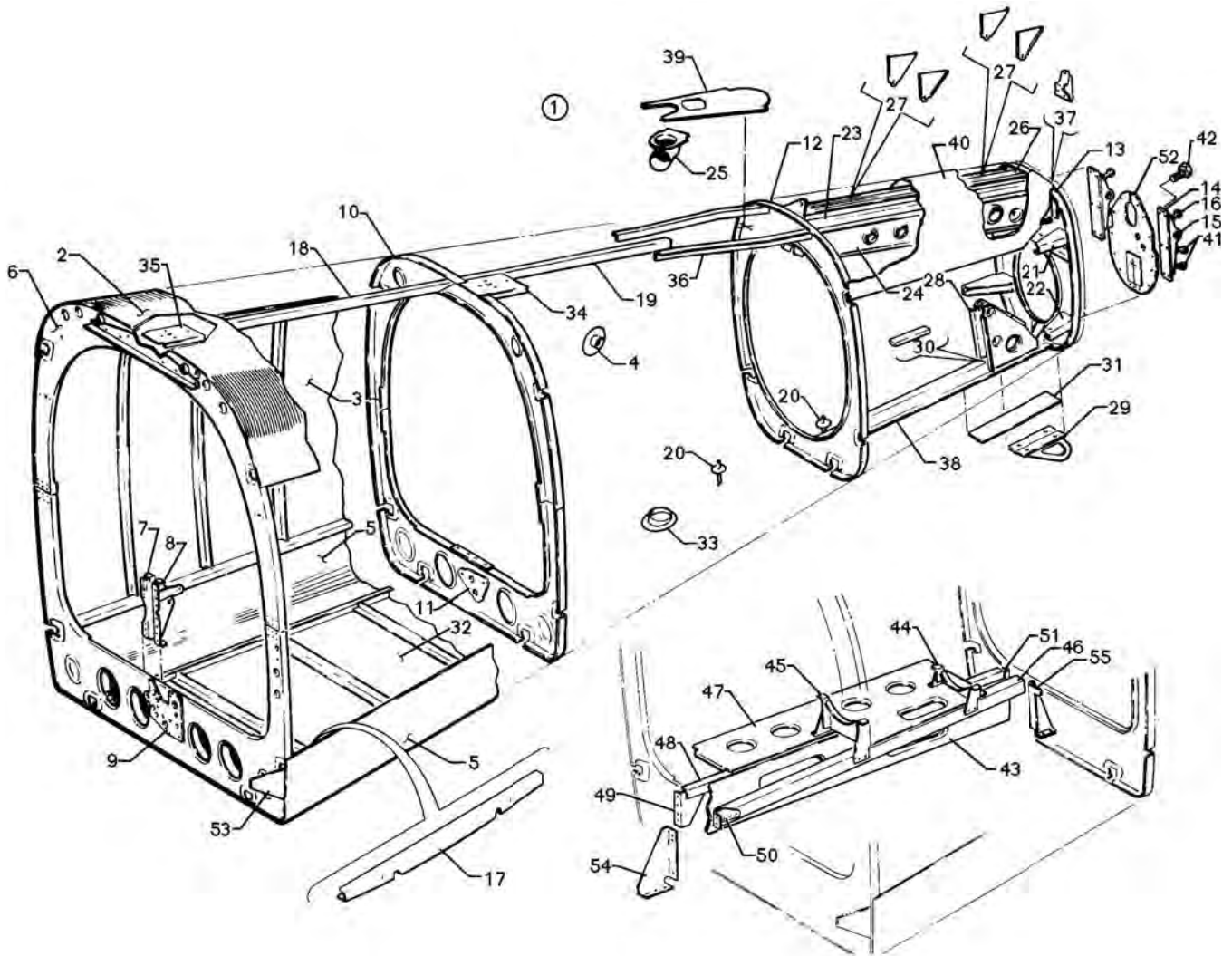


Figure 14. Fuselage Aft Section

Revised: June 10, 2008

**PIPER AIRCRAFT  
PA-34-220T  
AIRPLANE PARTS CATALOG**

---

CODE EXPLANATIONS FOR FIGURE 14

# PIPER AIRCRAFT PA-34-220T AIRPLANE PARTS CATALOG

Figure and Index Number	Part Number	Code	Nomenclature	No. Req.	Serial Numbers Affected
14-	39530		DRAWING - Fuselage Assembly, Aft Section		
-1	95887-10		FUSELAGE ASSEMBLY - Aft section	1	
-2	95887-12		* SKIN - Top	1	
-3	99470-10		* SKIN ASSEMBLY - Side, left	1	
	99470-08		* SKIN ASSEMBLY - Side, right	1	
-4	78443-00		* COLLAR ASSEMBLY - Air inlet, combustion heater, right	1	
-5	99471-02		* SKIN - Bottom side, left	1	
	99471-06		* SKIN - Bottom side, right	1	
-6	95546-03		* FRAME ASSEMBLY - Sta. 187.84	1	
-7	95944-00		** BRACKET ASSEMBLY - Stabilator spring	1	
-8	95111-00		** BRACKET ASSEMBLY - Stabilator spring	1	
-9	95542-00		** FAIRLEAD - Sta. 187.84	1	
-10	62443-06		* FRAME ASSEMBLY - Sta. 222.43	1	
-11	95594-00		** FAIRLEAD	1	
-12	62444-04		* FRAME ASSEMBLY - Sta. 259.31	1	
-13	62445-03		* FRAME ASSEMBLY - Sta. 285.83	1	
-14	95980-00		* FITTING ASSEMBLY - Stabilator attachment	2	
-15	452 538		** BEARING - (PS10020-21-1)	1	
-16	553 266		** BOLT - (NKN428-3-7)	2	
	404 224		** NUT - (AN315-3R)	2	
-17	68971-00		* CHANNEL - Cargo door, aft	1	
-18	65114-00		* STRINGER - Fuselage, aft	1	
-19	78612-00		* STRINGER - Fuselage, aft	1	
-20	79290-00		* TUBE ASSEMBLY - Drain	2	
-21	62413-00		* FITTING ASSEMBLY - Top tail cone, left	1	
	62413-01		* FITTING ASSEMBLY - Top tail cone, right	1	
-22	62414-00		* FITTING ASSEMBLY - Bottom tail cone, left	1	
	62414-01		* FITTING ASSEMBLY - Bottom tail cone, right	1	
-23	95939-00		* BRACKET - Pulley, rudder control, inboard, left	1	
	95939-01		* BRACKET - Pulley, rudder control, inboard, right	1	
-24	95940-00		* BRACKET - Pulley, rudder control, outboard, left	1	
	95940-01		* BRACKET - Pulley, rudder control, outboard, right	1	
-25	78609-00		* FITTING ASSEMBLY - Air	1	
-26	62451-02		* HAT ASSEMBLY - Aft fuselage	1	
-27	62452-00		** BRACKET - Stabilator pulley, left	2	
	62452-01		** BRACKET - Stabilator pulley, right	2	
-28	95888-00		* BRACKET ASSEMBLY - Aft fuselage	1	
-29	66769-00		* SKID ASSEMBLY - Tail	1	
-30	62471-00		* SPACER - Tail skid	2	
-31	99474-00		* FILLER - Tail skid	1	
-32	99469-08		* SKIN ASSEMBLY - Bottom, center	1	
-33	37736-00		** SUPPORT ASSEMBLY - Exhaust shroud	1	
-34	99805-03		* DOUBLER - Antenna, aft	1	
-35	99813-02		* DOUBLER - Antenna, forward	1	
-36	78608-02		* STRINGER - Upper skin, left	1	
	78608-03		* STRINGER - Upper skin, right	1	
-37	95799-00		* BRACKET - Rudder sector, left	1	
	95799-01		* BRACKET - Rudder sector, right	1	
-38	62455-02		* HAT ASSEMBLY - Aft fuselage	1	
-39	78607-00		* DOUBLER - Upper skin	1	
-40	95887-06		* DOUBLER - Sta. 256.98 to Sta. 285.36	1	
-41	402 897		* BOLT - (NAS464P3A4)	8	
	690 612		* WASHER - (NAS1149F0363P)	8	
	404 556		* NUT - (MS21045-L3)	8	

When ordering, always specify Part Number, Description, and Serial Number of Aircraft

Revised: June 10, 2008

**PIPER AIRCRAFT  
PA-34-220T  
AIRPLANE PARTS CATALOG**

<b>Figure and Index Number</b>	<b>Part Number</b>	<b>Code</b>	<b>Nomenclature</b>	<b>No. Req.</b>	<b>Serial Numbers Affected</b>
14-42	402 890		* BOLT - (NAS464P3A5) top	4	
	690 612		* WASHER - (NAS1149F0363P)	4	
	404 556		* NUT - (MS21045-L3)	4	
-43	78411-00		WEB - Combustion heater	1	
-44	37163-11		SUPPORT ASSEMBLY - Combustion heater	1	
-45	37163-15		SUPPORT ASSEMBLY - Combustion heater	1	
-46	37163-13		ANGLE - Combustion heater	1	
-47	37163-17		WEB - Combustion heater	1	
-48	37163-02		ANGLE - Combustion heater	1	
-49	78407-00		BRACKET ASSEMBLY - Combustion heater	1	
-50	37163-19		CLIP - Combustion heater	1	
-51	78410-00		BRACKET ASSEMBLY - Combustion heater	1	
-52	65494-02		PLATE ASSEMBLY - Aft fuselage closeout	1	
-53	68991-00		GUSSET - Cargo hatch, lower, aft	1	
-54	78398-00		BRACKET - Combustion heater	1	
-55	78399-00		BRACKET - Combustion heater	1	

When ordering, always specify Part Number, Description, and Serial Number of Aircraft

PIPER AIRCRAFT  
PA-34-220T  
AIRPLANE PARTS CATALOG

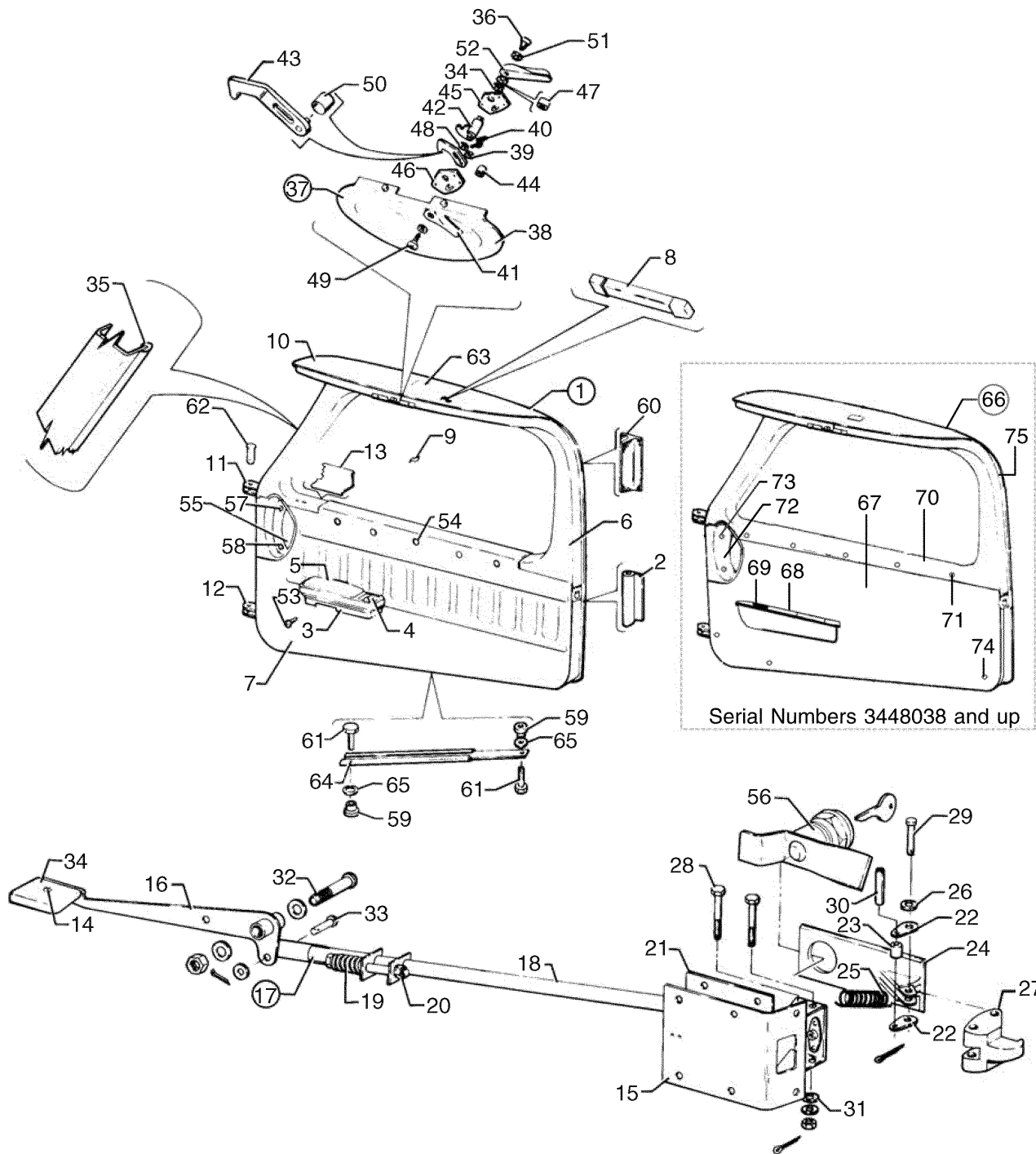


Figure 15. Fuselage Forward Cabin Door

Revised: March 10, 2009

**PIPER AIRCRAFT  
PA-34-220T  
AIRPLANE PARTS CATALOG**

---

CODE EXPLANATIONS FOR FIGURE 15

- A - Complete door assembly not available. Order component parts.
- B - When ordering, specify color.
- C - If matching door locks are desired, order Kit 87329-05.
- D - Used if aircraft contains window curtains.

# PIPER AIRCRAFT PA-34-220T AIRPLANE PARTS CATALOG

Figure and Index Number	Part Number	Code	Nomenclature	No. Req.	Serial Numbers Affected
15-	79546 36722		DRAWING - Doors Installation DRAWING - Door Snubber Installation		
-1	79545-09	A	DOOR ASSEMBLY - Complete (less lock assembly)	1	
-2	189 139		* MOULDING - Cabin door (bulb type)	13	
-3	66710-17		* HOUSING ASSEMBLY - Armrest	1	
-4	763 003		** BOX ASSEMBLY - Ash tray (S-25-AR-C)	1	
-5	66710-42		* ARMREST ASSEMBLY - Left	1	
	66710-43		* ARMREST ASSEMBLY - Right	1	
	66710-44		** PAD - Armrest	1	
-6	79542-18		* COVER - Cabin door upper, white	1	
-7	579 037		* PANEL ASSEMBLY - Cabin door trim, camel/black	1	34-8133001 thru 34-8233215
	579 042		* PANEL ASSEMBLY - Cabin door trim, dark blue (velour)	1	
	579 039		* PANEL ASSEMBLY - Cabin door trim, dark blue (vinyl)	1	34-8133001 thru 34-8233215
	680 116		* PANEL ASSEMBLY - Cabin door trim, light blue (velour)	1	34-8333001 and up
	680 045		* PANEL ASSEMBLY - Cabin door trim, blue (vinyl)	1	34-8333001 and up
	579 040		* PANEL ASSEMBLY - Cabin door trim, firethorn red (velour)	1	
	579 038		* PANEL ASSEMBLY - Cabin door trim, firethorn red (vinyl)	1	34-8133001 thru 34-8233215
	680 044		* PANEL ASSEMBLY - Cabin door trim, red (vinyl)	1	34-8333001 and up
	579 041		* PANEL ASSEMBLY - Cabin door trim, buckskin (velour)	1	34-8133001 thru 34-8233215
	680 046		* PANEL ASSEMBLY - Cabin door trim, light buckskin (vinyl)	1	34-8333001 and up
	579 043		* PANEL ASSEMBLY - Cabin door trim, dark cedar (knit)	1	
	579 079		* PANEL ASSEMBLY - Cabin door trim, dark cedar (velour)	1	34-8233001 and up
	579 077		* PANEL ASSEMBLY - Cabin door trim, dark carmine	1	34-8233001 and up
	579 078		* PANEL ASSEMBLY - Cabin door trim, sandalwood	1	34-8233001 and up
	680 043		* PANEL ASSEMBLY - Cabin door trim, dark saddle	1	34-8333001 and up
-8	464 412		* HANDLE - Door, assist (PS10091-1)	1	
-9	79475-05		* WINDOW - Cabin door (.080 thick) clear	1	
	79475-55		* WINDOW - Cabin door (.080 thick) tinted	1	
	79475-56		* WINDOW - Cabin door (.125 thick) clear	1	
	79475-57		* WINDOW - Cabin door (.125 thick) tinted	1	
-10	79475-048		* DOOR ASSEMBLY - Cabin (less window and lock assembly)	1	
-11	79475-07		** HINGE - Cabin door, upper	1	
-12	79475-08		** HINGE - Cabin door, lower	1	
-13	79475-09		** RETAINER - Window	1	
-14	486 145		** SCREW - Set (P70FS420-4C) 1/4-20 x 1/4" L.	1	
-15	79515-35		** COVER - Cabin door	1	
-16	79515-13		** HANDLE ASSEMBLY - Cabin door	1	
-17	79515-03		** LATCH ASSEMBLY - Door	1	
-18	79515-05		*** TUBE ASSEMBLY - Door latch	1	
-19	587 398		**** SPRING - Door latch tube (PS10087-2-1)	1	
-20	400 113		**** BOLT - (AN4-20)	1	
	690 611		**** WASHER - (NAS1149F0463P)	3	
	404 101		**** NUT - (AN310-4)	1	
	424 051		**** COTTER PIN - (MS24665-132)	1	
-21	79515-07		*** BOX ASSEMBLY - Door latch	1	
-22	79515-08		*** LINK - Door latch mechanism	2	
-23	79515-15		*** BUSHING - Door latch mechanism	1	
-24	79530-02		*** HANDLE - Door latch mechanism	1	
-25	587 381		*** SPRING - (E0240-037-1750S)	2	
-26	62833-105		*** WASHER - Door latch mechanism	1	
-27	79532-02		*** LATCH - Cabin door	1	
-28	400 665		*** BOLT - (AN21-31)	2	
	690 640		*** WASHER - (NAS1149FN632P)	2	
	404 391		*** NUT - (AN320-1)	2	
	424 041		*** COTTER PIN - (MS24665-5)	2	

When ordering, always specify Part Number, Description, and Serial Number of Aircraft

Revised: March 10, 2009

# PIPER AIRCRAFT PA-34-220T AIRPLANE PARTS CATALOG

Figure and Index Number	Part Number	Code	Nomenclature	No. Req.	Serial Numbers Affected
15-29	424 178		*** PIN - (MS20392-2C-19)	1	
	424 041		*** COTTER PIN - (MS24665-5)	1	
-30	480 800		*** PIN - Spring (MS9048-111)	1	
-31	690 639		*** WASHER - (NAS1149FN616P)	2	
-32	400 668		*** BOLT - (AN23-26)	1	
	690 609		*** WASHER - (NAS1149F0332P)	4	
	404 392		*** NUT - (AN320-3)	1	
	424 051		*** COTTER PIN - (MS24665-132)	1	
-33	424 141		*** PIN - (MS20392-1C-9)	1	
	690 640		*** WASHER - (NAS1149FN632P)	2	
	424 041		*** COTTER PIN - (MS24665-5)	1	
-34	79647-02		** KNOB - Door handle	1	
-35	99997-00		* EXTRUSION - Vinyl	7'	
	147 112		* MOULDING - (100 - 1/16-W-7-AL)	1	
-36	520 056		* SCREW - (MS51861-45C)	1	
	62833-107		* WASHER - (1.00 O.D.) Teflon	1	
	690 647		* WASHER - (NAS1149C0863R)	1	
-37	36598-02		* LATCH ASSEMBLY - Door, auxiliary	1	
-38	79475-34		** PAN - Door latch	1	
-39	690 642		** WASHER - (NAS1149C0432R)	1	
-40	63045-00		** SPRING - Door latch	1	
-41	36590-02		** HANDLE - Door, auxiliary	1	
-42	63042-03		** CAM - Door latch	1	
-43	63036-04		** HOOK ASSEMBLY - Door latch (with 1/4 O.D. welded stud)	1	
-44	63900-50		** BUSHING	3	
-45	68179-07		** PLATE - Door latch	1	
-46	68179-08		** PLATE - Door latch	1	
-47	63913-76		** BUSHING	1	
-48	690 647		** WASHER - (NAS1149C0863R)	1	
-49	520 056		** SCREW - (MS51861-45C)	1	
	690 619		** WASHER - (NAS1149F0532P)	1	
	62833-107		** WASHER - (1.00 O.D.) Teflon	1	
-50	36572-03		** ROLLER - Door latch (3/8 O.D.)	1	
-51	62833-21		* WASHER - Neoprene	1	
-52	63039-00		* HANDLE - Door auxiliary latch	1	
-53	419 594		* SCREW - (AN530-10R36)	2	
-54	419 939		* SCREW - (4 x 3/4 L. Type "A" Truss)	5	
	581 928		* PLUG - Plastic (207-200201-00-0103)	5	
-55	79542-19		* PAN - Door latch	1	
-56	87329-07	B	LOCK ASSEMBLY - Forward cabin door	1	
-57	69669-117		PLACARD - Door, open	1	
-58	69669-118		PLACARD - Door latch	1	
-59	63020-02		BUSHING - Door holder	2	
-60	36722-04		SEAL - Door snubber (150" long)	1	
-61	400 862		BOLT - (AN23-10A)	2	
-62	424 204		PIN - (MS20392-3C13)	2	
	690 613		WASHER - (NAS1149F0432P)	4	
	424 051		COTTER PIN - (MS24665-132)	2	
-63	87334 02		PLACARD - Door release	1	
-64	95507-05		DOOR HOLDER ASSEMBLY	1	
-65	62833-39		WASHER - Door holder (neoprene)	2	
-66	79545-14	B	DOOR ASSEMBLY - Complete (less lock assembly)	1	3448038 and up
-67	85210-101	B	* PANEL ASSEMBLY - Forward cabin door, lower	1	3448038 and up
-68	85210-75		** ARMREST ASSEMBLY - Forward cabin door	1	3448038 and up
-69	89548-14		** ASHTRAY	1	3448038 and up
	89554-03		** LINER - Ashtray	1	3448038 and up

When ordering, always specify Part Number, Description, and Serial Number of Aircraft



**PIPER AIRCRAFT  
PA-34-220T  
AIRPLANE PARTS CATALOG**

<b>Figure and Index Number</b>	<b>Part Number</b>	<b>Code</b>	<b>Nomenclature</b>	<b>No. Req.</b>	<b>Serial Numbers Affected</b>
15-70	85210-90		* PANEL ASSEMBLY - Forward cabin door, upper	1	3448038 and up
	460 965		* * FLEX TRIM	AR	3448038 and up
-71	419 939		* SCREW	5	3448038 and up
	581 928		* PLUG	5	3448038 and up
-72	85210-155		* PAN - Forward cabin door	1	3448038 and up
-73	416 778		* SCREW - (MS35191-270)	2	3448038 and up
	494 002		* WASHER - (PS10016-10)	2	3448038 and up
-74	455 002		* PUSH FASTENER	3	3448038 and up
-75	79545-05		* SEAL	1	3448038 and up

When ordering, always specify Part Number, Description, and Serial Number of Aircraft

Revised: June 10, 2008

PIPER AIRCRAFT  
PA-34-220T  
AIRPLANE PARTS CATALOG

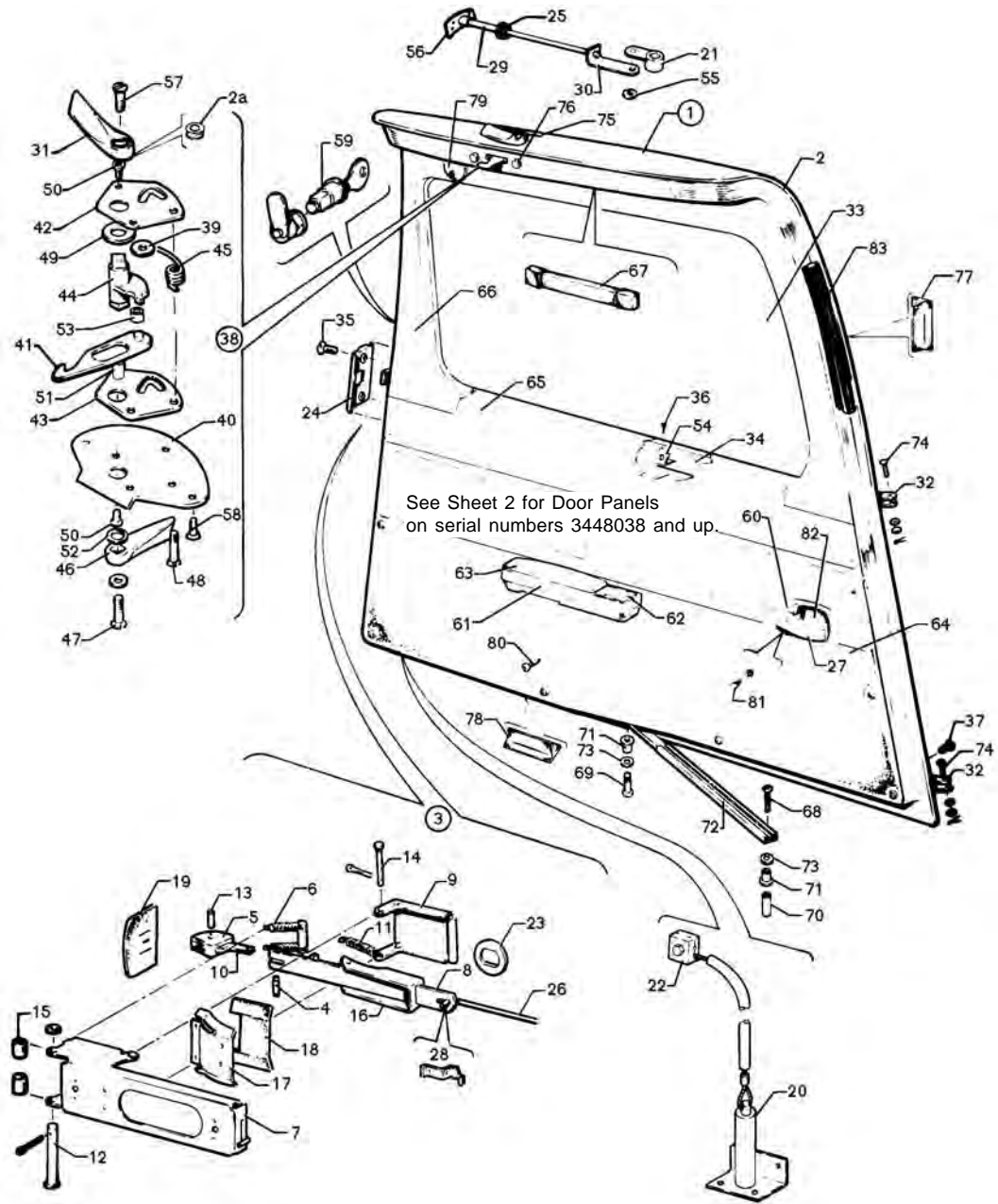
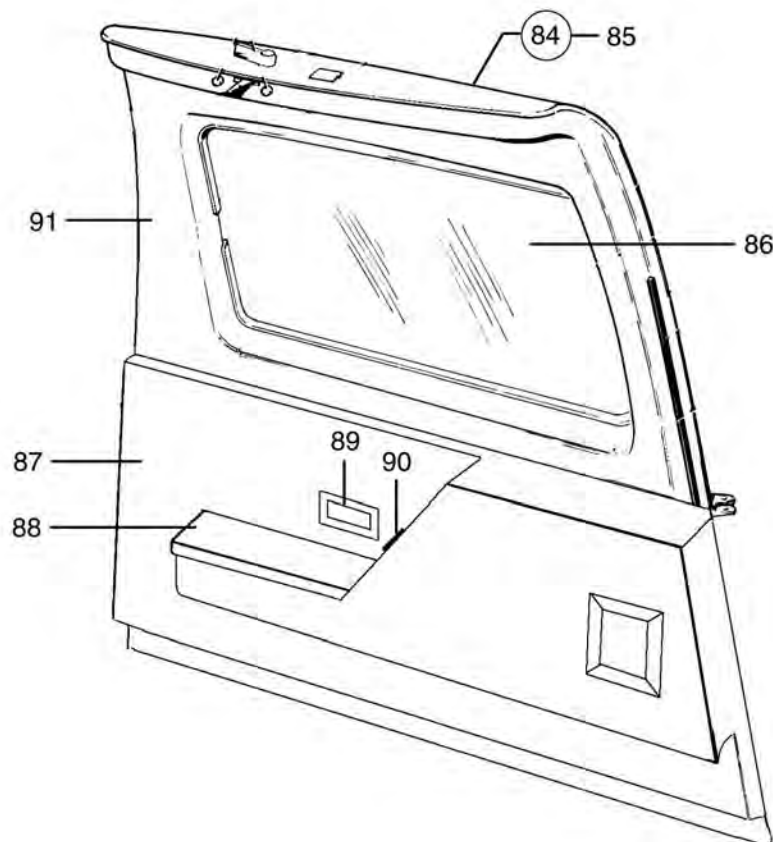


Figure 16. Fuselage Aft Cabin Door  
(Sheet 1 of 2)

PIPER AIRCRAFT  
PA-34-220T  
AIRPLANE PARTS CATALOG

---



SERIAL NUMBERS 3448038 AND UP

Figure 16. Fuselage Aft Cabin Door  
(Sheet 2 of 2)

Revised: June 10, 2008

**PIPER AIRCRAFT**  
**PA-34-220T**  
**AIRPLANE PARTS CATALOG**

---

CODE EXPLANATIONS FOR FIGURE 16

- A - When ordering, specify clear or tinted window.
- B - If matching door locks are desired, order Kit 87329-05.
- C - Used if window curtain is not installed.
- D - Used if window curtain is installed.
- E - Door assembly includes auxiliary latch assembly. Lock assembly, armrest, and trim panel are not included.
- F - When ordering, specify color.
- G - For location of grommet, see Index Number 2a on Sheet 1.
- H - See illustration on Sheet 2 for serial numbers 3448038 and up.

**PIPER AIRCRAFT  
PA-34-220T  
AIRPLANE PARTS CATALOG**

Figure and Index Number	Part Number	Code	Nomenclature	No. Req.	Serial Numbers Affected
16-	79546 36722		DRAWING - Doors Installation DRAWING - Door Snubber Installation		
-1	96981-10	A,E,H	DOOR ASSEMBLY - Cabin, aft	1	
-2	96995-06	H	* DOOR ASSEMBLY - Cabin aft	1	
-2a	434 138		** GROMMET - (MS35489-17)	1	
-3	68188-00		* LATCH ASSEMBLY - Door, side	1	
-4	14627-03		** PIN - Door latch	1	
-5	69224-00		** TONGUE ASSEMBLY - Door latch	1	
-6	14635-02		** SPRING	2	
-7	79434-00		** HOUSING ASSEMBLY - Door latch	1	
-8	66654-00		** PLATE ASSEMBLY	1	
-9	79594-00		** PLATE	1	
-10	81262-68		** LINK	1	
-11	83302-43		** SPRING	1	
-12	424 163		** PIN - (MS20392-1C53)	1	
	690 640		** WASHER - (NAS1149FN632P)	1	
	424 051		** COTTER PIN - (MS24665-132)	1	
-13	681 145		** ROLL PIN - (MS16562-34)	1	
-14	424 162		** PIN - (MS20392-1C49)	1	
	690 640		** WASHER - (NAS1149FN632P)	1	
	424 051		** COTTER PIN - (MS24665-132)	1	
-15	14843-90		** BUSHING	2	
-16	66641-00		** PLATE - Door latch stop	1	
-17	21843-00		** PLATE - Seal support	1	
-18	21844-00		** SEAL	1	
-19	21478-00		** SEAL	1	
-20	96863-06		* ACTUATOR ASSEMBLY - Door latch, lower	1	
-21	96999-00		* ARM ASSEMBLY - Aft cabin door	1	
-22	96864-00		* CLAMP - Lower door latch	2	
-23	21176-00		* SPACER - Door lock	1	
-24	68187-00		* PLATE - Trim, latch	1	
-25	404 224		* NUT - Check (AN315-3R)	1	
-26	99783-00		* ROD - Door latch	1	
-27	464 142		* HANDLE - Door, left	1	
-28	587 221		* SPRING - Pull rod	1	
-29	96868-00		* PIN - Upper door latch	1	
-30	96984-00		* ROD ASSEMBLY - Door latch, aft	1	
-31	63039-00		* HANDLE - Door latch, auxiliary, outside	1	
-32	68174-00		* HINGE - Aft cabin door	2	
-33	99069-00	H	* WINDOW - Aft cabin door (.080 thick), clear	1	
	99069-03	H	* WINDOW - Aft cabin door (.125 thick), clear	1	
	99069-02	H	* WINDOW - Aft cabin door (.080 thick), tinted	1	
	99069-04	H	* WINDOW - Aft cabin door (.125 thick), tinted	1	
-34	99070-00	H	* RETAINER - Window	1	
-35	414 515		* SCREW - (MS24693-S48)	2	
	477 640		* NUT - (PS10062-5-3)	2	
-36	419 933		* SCREW - (4 x 1/2 Type "A")	16	
-37	415 533		* SCREW - (MS35206-243)	12	
	408 105		* WASHER - Lock (MS35335-31)	12	
-38	96993-02		* LATCH ASSEMBLY - Aft cabin door, auxiliary	1	
-39	690 613		** WASHER - (NAS1149F0432P)	1	
-40	68186-02		** PAN - Door latch	1	
-41	68176-03		** HOOK ASSEMBLY -Door latch (with 1/4 O.D. welded stud)	1	

When ordering, always specify Part Number, Description, and Serial Number of Aircraft

Revised: March 10, 2009

# PIPER AIRCRAFT PA-34-220T AIRPLANE PARTS CATALOG

Figure and Index Number	Part Number	Code	Nomenclature	No. Req.	Serial Numbers Affected
16-42	68179-06		** PLATE - Door latch	1	
-43	68179-05		** PLATE - Door latch	1	
-44	68178-03		** CAM - Door latch	1	
-45	63045-00		** SPRING - Door latch	1	
-46	36590-02		** HANDLE - Door latch, auxiliary	1	
-47	520 056		** SCREW - Door handle (MS51861-45C)	1	
	690 619		** WASHER - Door handle (NAS1149F0532P)	1	
-48	414 769		** SCREW - (MS24693-S53)	2	
	404 529		** NUT - (MS21042-08)	2	
-49	690 631		** WASHER - (NAS1149F0863P)	1	
-50	414 515		** SCREW - Lower (MS24693-S48)	1	
	414 777		** SCREW - Upper (MS24693-S47)	1	
-51	96996-00		** SPACER - Threaded	1	
-52	62833-107		** WASHER - Teflon	1	
-53	36572-03		** ROLLER - Door latch (3/8 O.D.)	1	
-54	DELETED				
-55	484 830		* RING - (5115-25ZD)	1	
-56	96991-00		* GUIDE ASSEMBLY - Aft door top latch	1	
-57	520 056		* SCREW - (MS51861-45C)	1	
	62833-101		* WASHER	1	
-58	414 515		* SCREW - (MS24693-S48)	3	
-59	87329-11	B	LOCK ASSEMBLY - Aft cabin door	1	
-60	459 441		ESCUTCHEON	1	
-61	66710-16	H	HOUSING ASSEMBLY - Armrest	1	
-62	763 003	H	* BOX ASSEMBLY - Ash tray (S-25-ARC)	1	
-63	66710-42	H	ARMREST ASSEMBLY - Left	1	
	66710-43	H	ARMREST ASSEMBLY - Right	1	
	66710-44	H	* PAD - Armrest	1	
-64	579 016	H	PANEL ASSEMBLY - Door trim, camel/black	1	34-8133001 thru 34-8233215
	579 021	H	PANEL ASSEMBLY - Door trim, dark blue (velour)	1	
	579 018	H	PANEL ASSEMBLY - Door trim, dark blue (vinyl)	1	34-8133001 thru 34-8233215
	680 111	H	PANEL ASSEMBLY - Door trim, light blue (velour)	1	34-8333001 and up
	680 022	H	PANEL ASSEMBLY - Door trim, blue (vinyl)	1	34-8333001 and up
	579 019	H	PANEL ASSEMBLY - Door trim, firethorn red (velour)	1	
	579 017	H	PANEL ASSEMBLY - Door trim, firethorn red (vinyl)	1	34-8133001 thru 34-8233215
	680 021	H	PANEL ASSEMBLY - Door trim, red (vinyl)	1	34-8333001 and up
	579 020	H	PANEL ASSEMBLY - Door trim, buckskin (velour)	1	34-8133001 thru 34-8233215
	680 023	H	PANEL ASSEMBLY - Door trim, light buckskin (vinyl)	1	34-8333001 and up
	579 022	H	PANEL ASSEMBLY - Door trim, dark cedar (knit)	1	
	579 064	H	PANEL ASSEMBLY - Door trim, dark cedar (velour)	1	34-8233001 and up
	579 062	H	PANEL ASSEMBLY - Door trim, dark carmine (velour)	1	34-8233001 and up
	579 063	H	PANEL ASSEMBLY - Door trim, sandalwood (fabric)	1	34-8233001 and up
	680 020	H	PANEL ASSEMBLY - Door trim, dark saddle (fabric)	1	34-8333001 and up
-65	485 030	D	RIVET - Nylon (201-121031-00-0103)	3	
-66	78085-17	C	COVER - Window trim, white	1	
	78085-18	D	COVER - Window trim, white	1	
-67	464 412		HANDLE - Door, assist (PS10091-1)	1	
-68	400 870		BOLT - (AN23-18A)	1	
-69	400 669		BOLT - (AN23-9A)	1	
-70	63900-25		BUSHING	1	
-71	63020-02		BUSHING	2	
-72	65727-00		HOLDER ASSEMBLY - Door	1	
-73	62833-39		WASHER - Neoprene	2	
-74	424 204		PIN - (MS20392-3C13)	2	
	690 613		WASHER - (NAS1149F0432P)	4	
	424 051		COTTER PIN - (MS24665-132)	2	
-75	87335-02		PLACARD - Door release	1	
-76	453 856		BUMPER - Door, white (SJ-5003)	2	

When ordering, always specify Part Number, Description, and Serial Number of Aircraft

**PIPER AIRCRAFT  
PA-34-220T  
AIRPLANE PARTS CATALOG**

Figure and Index Number	Part Number	Code	Nomenclature	No. Req.	Serial Numbers Affected
16-77	36722-08		SEAL - Door snubber (100" long)	1	
-78	36722-09		SEAL - Door snubber bottom (60" long)	1	
-79	690 819		PLUG	1	
-80	419 594		SCREW - (AN530-10R36)	2	
-81	486 160		SCREW - (N00-014-2161)	1	
	494 141		WASHER - (N00-012-1131)	1	
-82	581 489		PLATE - Trim, black	1	
-83	19063-02		MOLDING - Cabin door (quarter-round type)	13'	
-84	78085-21	F	DOOR ASSEMBLY - Aft cabin, complete	1	
-85	96981-11		* DOOR ASSEMBLY - Aft cabin	1	3448038 and up
	96995-09		** DOOR ASSEMBLY - Aft cabin	1	3448038 and up
	434 138	G	*** GROMMET - (MS35489-17)	1	3448038 and up
-86	99069-04		** WINDOW - Aft cabin door (.125 thick), tinted	1	3448038 and up
	99070-00		** RETAINER - Window	1	3448038 and up
-87	85210-71	F	* PANEL ASSEMBLY - Aft cabin door, lower	1	3448038 and up
-88	85210-110		** ARMREST ASSEMBLY	1	3448038 and up
-89	584 402		** RECEPTACLE - Ashtray	1	3448038 and up
-90	85210-06		** SWITCH ASSEMBLY - Light	1	3448038 and up
	89908-02		*** SWITCH ASSEMBLY	1	3448038 and up
	69669-200		*** PLACARD	1	3448038 and up
-91	85210-114		* PANEL ASSEMBLY - Aft cabin door, upper	1	3448038 and up

When ordering, always specify Part Number, Description, and Serial Number of Aircraft

Revised: March 10, 2009

**PIPER AIRCRAFT  
PA-34-220T  
AIRPLANE PARTS CATALOG**

---

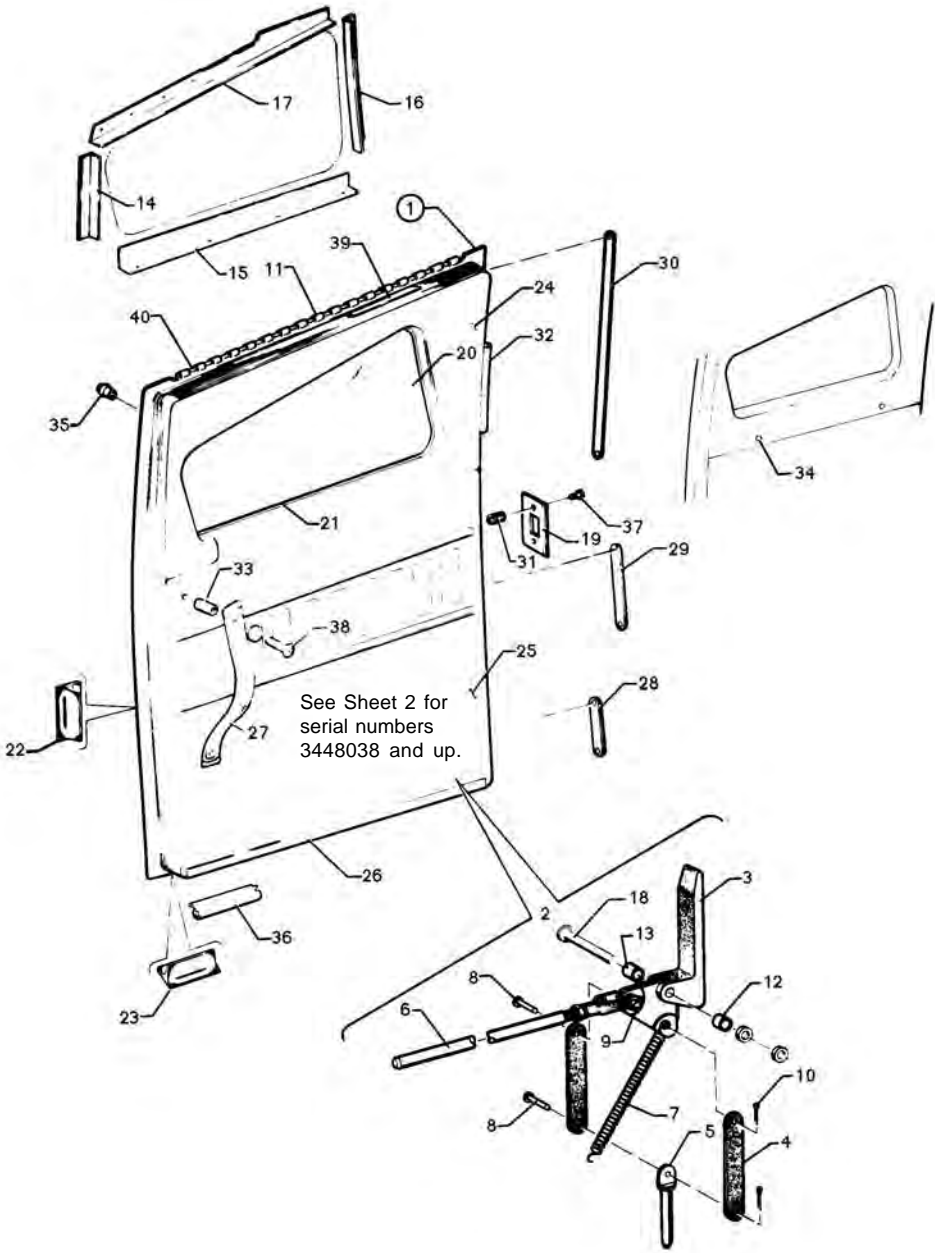
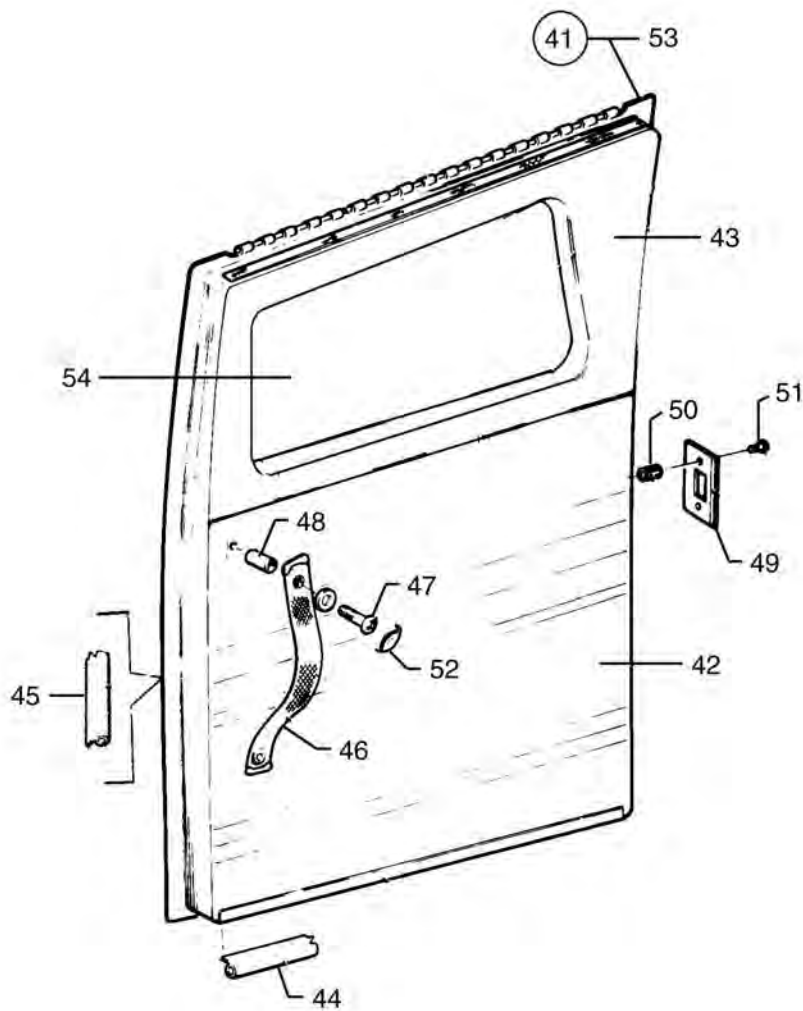


Figure 17. Fuselage Aft Cargo Door  
(Sheet 1 of 2)



PIPER AIRCRAFT  
PA-34-220T  
AIRPLANE PARTS CATALOG

---



SERIAL NUMBERS 3448038 AND UP

Figure 17. Fuselage Aft Cargo Door  
(Sheet 2 of 2)

Revised: June 10, 2008

**PIPER AIRCRAFT  
PA-34-220T  
AIRPLANE PARTS CATALOG**

---

CODE EXPLANATIONS FOR FIGURE 17

- A - Used if window curtains are not installed.
- B - Used if window curtains are installed.
- C - See illustration on Sheet 2 for serial numbers 3448038 and up.
- D - Includes Latch Assembly, p/n 68976-00, as listed in Index Number 2.

**PIPER AIRCRAFT  
PA-34-220T  
AIRPLANE PARTS CATALOG**

Figure and Index Number	Part Number	Code	Nomenclature	No. Req.	Serial Numbers Affected
17-	79546 36722		DRAWING - Doors Installation DRAWING - Door Snubber Installation		
-1	69858-03	C	DOOR ASSEMBLY - Cargo (less window)	1	
-2	68976-00		* LATCH ASSEMBLY - Cargo door	1	
-3	69112-00		** HANDLE - Cargo door latch	1	
-4	68980-00		** LINK - Cargo door latch	2	
-5	68978-00		** PIN - Cargo door latch	1	
-6	68981-00		** PIN ASSEMBLY - Cargo door latch	1	
-7	68963-00		** SPRING - Cargo door	1	
-8	424 172		** PIN - (MS20392-2C9)	2	
-9	424 176		** PIN - (MS20392-2C15)	1	
-10	424 095		** COTTER PIN - (MS24665-151)	2	
-11	68964-00		* HINGE HALF - Cargo door	1	
-12	63900-81		* BUSHING - Cargo door	1	
-13	63900-82		* BUSHING - Cargo door	1	
-14	39740-13	C	* RETAINER - Rear, cargo door	1	
-15	69714-01	C	* RETAINER - Bottom, cargo door window	1	
-16	39740-12	C	* RETAINER - Front, cargo door	1	
-17	39740-14	C	* RETAINER - Top, cargo door	1	
-18	411 540		* SCREW - (MS35207-271)	1	
	690 612		* WASHER - (NAS1149F0363P)	1	
	404 526		* NUT - (MS21042-3)	1	
-19	63293-02	C	PLATE - Door latch striker	1	
-20	69706-00	C	WINDOW - Cargo door, clear (.080 thick)	1	
	69706-02	C	WINDOW - Cargo door, tinted (.080 thick)	1	
	69706-03	C	WINDOW - Cargo door, clear (.125 thick)	1	
	69706-04	C	WINDOW - Cargo door, tinted (.125 thick)	1	
-21	189 382		EXTRUSION - Door cover, upper (200-1/16-W-7)	39"	
-22	36722-11	C	SEAL - Door snubber, aft (29" long)	1	
-23	36722-09		SEAL - Door snubber, bottom (60" long)	1	
-24	69859-10	A	COVER ASSEMBLY - Upper, cargo door	1	
	69859-11	B	COVER ASSEMBLY - Upper, cargo door	1	
-25	579 002	C	PANEL ASSEMBLY - Cargo door, camel/black	1	34-8133001 thru 34-8233215
	579 003	C	PANEL ASSEMBLY - Cargo door, firethorn red (vinyl)	1	34-8133001 thru 34-8233215
	579 005	C	PANEL ASSEMBLY - Cargo door, firethorn red (velour)	1	
	680 009	C	PANEL ASSEMBLY - Cargo door, red (vinyl)	1	34-8333001 and up
	579 004	C	PANEL ASSEMBLY - Cargo door, dark blue (vinyl)	1	34-8133001 thru 34-8233215
	579 007	C	PANEL ASSEMBLY - Cargo door, dark blue (velour)	1	
	680 108	C	PANEL ASSEMBLY - Cargo door, light blue (velour)	1	34-8333001 and up
	680 010	C	PANEL ASSEMBLY - Cargo door, blue (vinyl)	1	34-8333001 and up
	579 006	C	PANEL ASSEMBLY - Cargo door, buckskin (velour)	1	34-8133001 thru 34-8233215
	680 011	C	PANEL ASSEMBLY - Cargo door, light buckskin (vinyl)	1	34-8333001 and up
	579 008	C	PANEL ASSEMBLY - Cargo door, dark cedar (knit)	1	
	579 055	C	PANEL ASSEMBLY - Cargo door, dark cedar (velour)	1	34-8233001 and up
	579 053	C	PANEL ASSEMBLY - Cargo door, dark carmine (velour)	1	34-8233001 and up
	579 054	C	PANEL ASSEMBLY - Cargo door, sandalwood (fabric)	1	34-8233001 and up
	680 008	C	PANEL ASSEMBLY - Cargo door, dark saddle (fabric)	1	34-8333001 and up
-26	68547-04		RETAINER - Cargo door, lower	1	
-27	65440-07	C	STRAP ASSEMBLY - Cargo door, white	1	
-28	63142-28		TRIM STRIP - Cargo door, lower	1	
-29	63142-29		TRIM STRIP - Cargo door, middle	1	
-30	63142-30		TRIM STRIP - Cargo door, upper	1	
-31	63257-00	C	BUSHING - Striker plate	2	
-32	68999-08		WINDLACING - Cargo door	1	
-33	63900-136	C	BUSHING - Cargo door (.40" long)	1	

When ordering, always specify Part Number, Description, and Serial Number of Aircraft

Revised: March 10, 2009

**PIPER AIRCRAFT  
PA-34-220T  
AIRPLANE PARTS CATALOG**

Figure and Index Number	Part Number	Code	Nomenclature	No. Req.	Serial Numbers Affected
17-34	419 933		SCREW - (4 x 1/2 L. Type "A" Truss)	2	
	581 928		PLUG - Plastic (207-200201-00-0103)	2	
-35	603 347		RIVNUT - (MS27130A13K)	1	
-36	19063-02	C	MOULDING - Cargo door (quarter-round type)	2'	
-37	415 539	C	SCREW - (MS35206-249)	2	
-38	415 539	C	SCREW - (MS35206-249)	1	
	690 612	C	WASHER - (NAS1149F0363P)	1	
-39	65692-02		SEAL - Cargo door	1	
	35692-04		SEAL - Cargo door	1	3448038 and up
-40	63744-10		PIN - Hinge, cargo door	1	
-41	69859-14		DOOR ASSEMBLY - Cargo, complete	1	3448038 and up
-42	85210-87		* PANEL ASSEMBLY - Cargo door, lower	1	3448038 and up
-43	85210-99		* PANEL ASSEMBLY - Cargo door, upper	1	3448038 and up
-44	69859-04		* MOULDING	1	3448038 and up
-45	69859-05		* MOULDING	1	3448038 and up
-46	83365-02		* STRAP	1	3448038 and up
-47	415 539		* SCREW - (MS35206-249)	1	3448038 and up
	690 612		* WASHER - (NAS1149F0363P)	1	3448038 and up
-48	37511-26		* BUSHING	1	3448038 and up
-49	63293-02		* PLATE - Door latch striker	1	3448038 and up
-50	63257-00		* BUSHING	2	3448038 and up
-51	410 042		* SCREW - (MS24694-S54)	2	3448038 and up
-52	655 100		* COVER - Screw (APPOSC25001M)	1	3448038 and up
	452 104		* BASE - Screw cover (APPOSB250P)	1	3448038 and up
-53	69858-04	D	* DOOR ASSEMBLY - Cargo	1	3448038 and up
-54	85294-02		** WINDOW - Cargo door, tinted (.125 thick)	1	3448038 and up
	85194-02		** RETAINER - Bottom, cargo door window	1	3448038 and up
	85194-03		** RETAINER - Top, cargo door window	1	3448038 and up
	85194-04		** RETAINER - Front, cargo door window	1	3448038 and up
	85194-05		** RETAINER - Rear, cargo door window	1	3448038 and up

When ordering, always specify Part Number, Description, and Serial Number of Aircraft

**PIPER AIRCRAFT  
PA-34-220T  
AIRPLANE PARTS CATALOG**

---

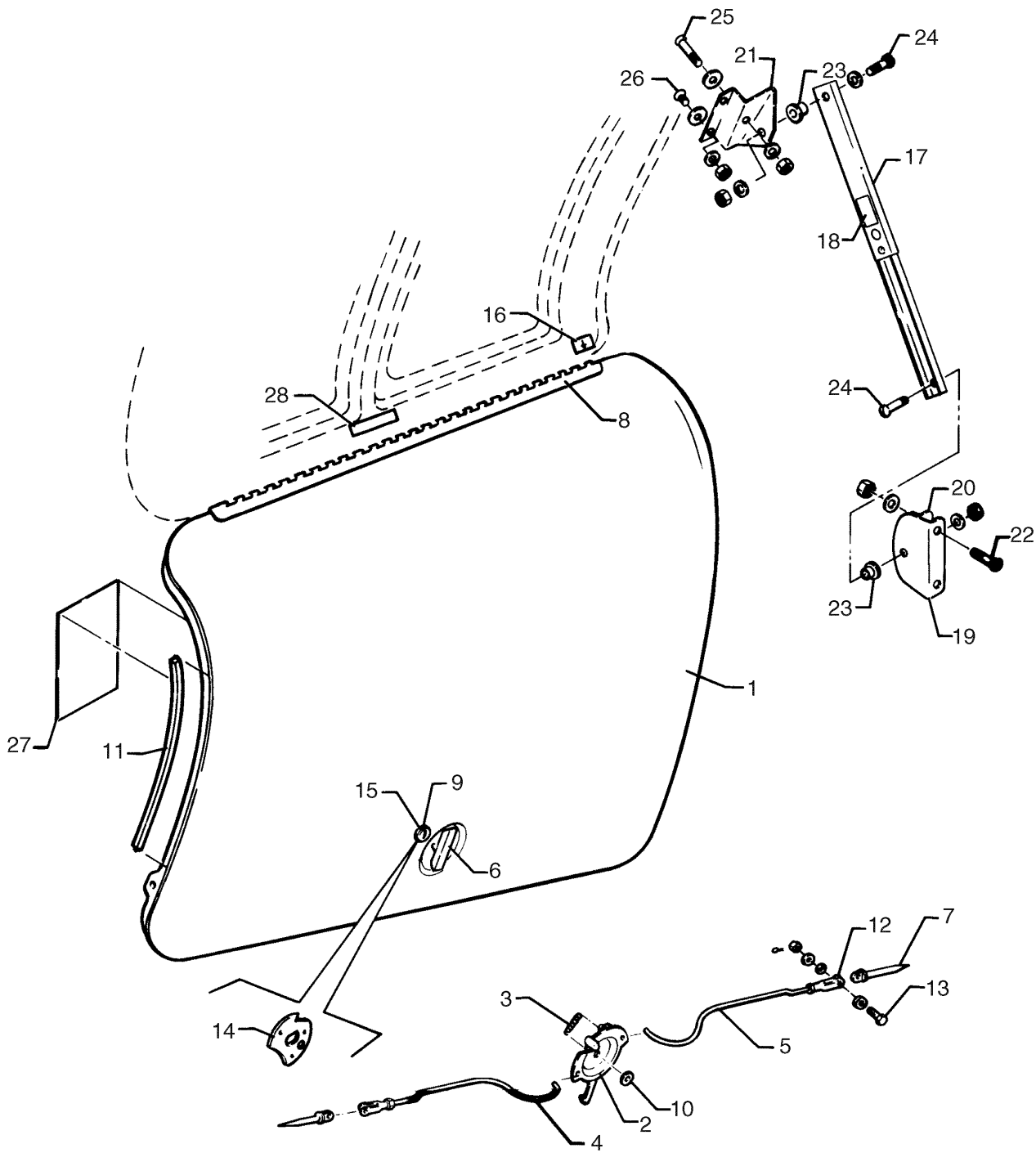


Figure 18. Fuselage Forward Baggage Door Assembly

Revised: March 10, 2009

**PIPER AIRCRAFT  
PA-34-220T  
AIRPLANE PARTS CATALOG**

---

CODE EXPLANATIONS FOR FIGURE 18

A - If matching door locks are desired, order Kit 87329-05.

# PIPER AIRCRAFT PA-34-220T AIRPLANE PARTS CATALOG

Figure and Index Number	Part Number	Code	Nomenclature	No. Req.	Serial Numbers Affected
18-	96917 37665		DRAWING - Forward Baggage Door Assembly (Complete) DRAWING - Baggage Door Holder Installation		
-1	96917-00		DOOR ASSEMBLY - Forward baggage (complete) (less lock assembly)	1	
-2	96943-00		* LATCH ASSEMBLY - Door	1	
-3	96934-00		** SPRING - Door latch	1	
-4	96937-03		* ROD ASSEMBLY - Door latch, front	1	
-5	96938-02		* ROD - Door latch, rear	1	
-6	96939-04		* HANDLE ASSEMBLY - Door latch	1	
-7	96935-00		* PIN - Door latch	2	
-8	95744-02		* HINGE HALF - Door	1	
-9	21176-00		* SPACER - Door lock	1	
-10	62833-80		* WASHER - Nylon	1	
-11	189 139		* MOULDING - Baggage door (bulb type)	7	
-12	554 757		* CLEVIS - Rod end (MS35812-1)	2	
-13	400 054		* BOLT - (AN3-7)	2	
	690 612		* WASHER - (NAS1149F363P)	2	
	404 392		* NUT - (AN320-3)	2	
	424 051		* COTTER PIN - (MS24665-132)	2	
-14	36521-02		* DOUBLER - Baggage door lock	1	
-15	87329-10	A	LOCK ASSEMBLY - Door	1	
-16	68803-00		PLACARD - Light switch	1	
-17	37666-00		HOLDER ASSEMBLY	1	
-18	69669-80		PLACARD - Unlatch	1	
-19	37662-00		BRACKET - Baggage door	1	
-20	37663-00		BRACKET - Baggage door	1	
-21	37664-00		BRACKET - Baggage door	1	
-22	410 249		SCREW - (MS24694-S17)	2	
	690 616		WASHER - (NAS1149FN832P)	2	
	404 529		NUT - (MS21042-08)	2	
-23	63020-02		BUSHING	2	
-24	400 862		SCREW - (AN23-10A)	2	
	690 609		WASHER - (NAS1149F0332P)	2	
	404 526		NUT - (MS21042-3)	2	
-25	410 048		SCREW - (MS24694-S62)	1	
	494 037		WASHER - (PS10092-1-3C)	1	
	690 609		WASHER - (NAS1149F0332P)	1	
	404 526		NUT - (MS21042-3)	1	
-26	416 785		SCREW - (MS24693-S272)	2	
	494 037		WASHER - (PS10092-1-3C)	2	
	690 609		WASHER - (NAS1149F0332P)	2	
	404 526		NUT - (MS21042-3)	2	
-27	69669-81		PLACARD - Door support	1	
-28	69669-148		PLACARD - Baggage limitations	1	

When ordering, always specify Part Number, Description, and Serial Number of Aircraft

Revised: March 10, 2009

**PIPER AIRCRAFT  
PA-34-220T  
AIRPLANE PARTS CATALOG**

---

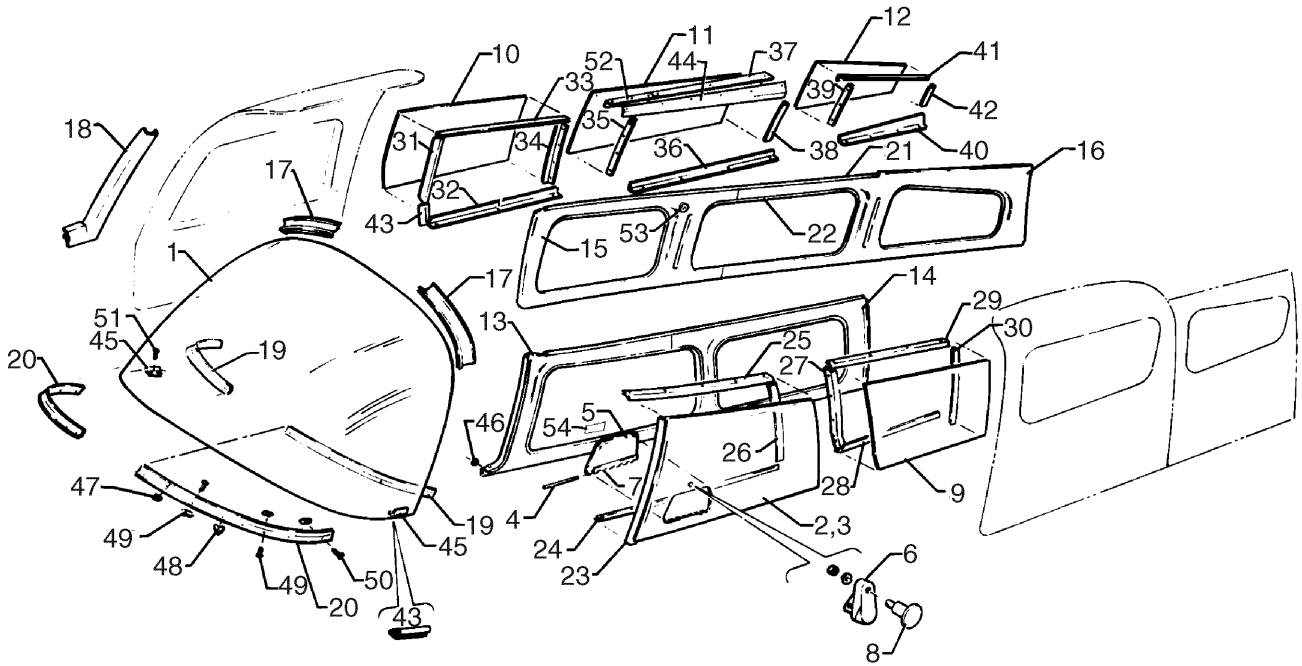


Figure 19. Fuselage Enclosure Installation

Revised: March 10, 2009



**PIPER AIRCRAFT  
PA-34-220T  
AIRPLANE PARTS CATALOG**

---

CODE EXPLANATIONS FOR FIGURE 19

- A - Used if fixed shoulder harness is installed and window curtains are not installed.
- B - Used if fixed shoulder harness and window curtains are installed.
- C - Used if inertia reel shoulder harness is installed and window curtains are not installed.
- D - Used if inertia reel shoulder harness and window curtains are installed.
- E - Used if window curtains are not installed.
- F - Used if window curtains are installed.
- G - Item not illustrated.

# PIPER AIRCRAFT PA-34-220T AIRPLANE PARTS CATALOG

Figure and Index Number	Part Number	Code	Nomenclature	No. Req.	Serial Numbers Affected
19-	39508 39741 39759		DRAWING - Windshield Installation DRAWING - Window Installation DRAWING - Window Frame Installation		
-1	39508-04 39508-05		WINDSHIELD - Clear (.250 thick) WINDSHIELD - Tinted (.250 thick)	1 1	
-2	69713-03 69713-04 69713-05		WINDOW ASSEMBLY - Front, left, clear WINDOW ASSEMBLY - Front, left, tinted WINDOW ASSEMBLY - Front, left, tinted	1 1 1	3448038 and up
-3	69712-03 69712-04 69712-05		* WINDOW - Front, left, clear * WINDOW - Front, left, tinted * WINDOW - Front, left, tinted	1 1 1	3448038 and up
-4	63744-09		* PIN - Storm window hinge	1	
-5	65896-00 65896-02		* WINDOW ASSEMBLY - Storm, clear * WINDOW ASSEMBLY - Storm, tinted	1 1	
-6	65742-00		* LATCH - Storm window	1	
-7	65782-00		* HINGE HALF - Storm window	1	
-8	79572-00 79572-02 407 041 477 696 79572-04		* SCREW - Storm window attachment * SCREW - Storm window attachment * WASHER - Lock (MS35338-41) * NUT - Dome (8061-NP) * SEAL	1 1 1 1 2	3448001 and up
-8a	520-016 79572-03	G	* SCREW - (MS24671-8) * WASHER	1 1	3448001 and up 3448001 and up
-9	69704-00 69704-02 69704-03 69704-04 85294-06		WINDOW - Middle, left, clear (.080 thick) WINDOW - Middle, left, tinted (.080 thick) WINDOW - Middle, left, clear (.125 thick) WINDOW - Middle, left, tinted (.125 thick) WINDOW - Middle, left, tinted (.125 thick)	1 1 1 1 1	3448038 and up
-10	69705-00 69705-02 69705-03 69705-04 85294-07		WINDOW - Middle, right, clear (.080 thick) WINDOW - Middle, right, tinted (.080 thick) WINDOW - Middle, right, clear (.125 thick) WINDOW - Middle, right, tinted (.125 thick) WINDOW - Middle, right, tinted (.125 thick)	1 1 1 1 1	3448038 and up
-11	68306-00 68306-02 68306-03 68306-04 85294-05		WINDOW - Middle, right, clear (.080 thick) WINDOW - Middle, right, tinted (.080 thick) WINDOW - Middle, right, clear (.125 thick) WINDOW - Middle, right, tinted (.125 thick) WINDOW - Middle, right, tinted (.125 thick)	1 1 1 1 1	3448038 and up
-12	69707-00 69707-02 69707-03 69707-04 85294-03		WINDOW - Rear, right, clear (.080 thick) WINDOW - Rear, right, tinted (.080 thick) WINDOW - Rear, right, clear (.125 thick) WINDOW - Rear, right, tinted (.125 thick) WINDOW - Rear, right, tinted (.125 thick)	1 1 1 1 1	3448038 and up
-13	87234-02		COVER ASSEMBLY - Window trim, forward, left	1	
-14	39759-19 39759-21 39759-23 39759-25	A B C D	COVER ASSEMBLY - Window trim, middle, left COVER ASSEMBLY - Window trim, middle, left COVER ASSEMBLY - Window trim, middle, left COVER ASSEMBLY - Window trim, middle, left	1 1 1 1	
-15	39759-27 39759-29 39759-31 39759-33	A B C D	COVER ASSEMBLY - Window trim, middle, right COVER ASSEMBLY - Window trim, middle, right COVER ASSEMBLY - Window trim, middle, right COVER ASSEMBLY - Window trim, middle, right	1 1 1 1	
-16	39759-35 39759-37	E F	COVER ASSEMBLY - Window trim, rear, right COVER ASSEMBLY - Window trim, rear, right	1 1	

When ordering, always specify Part Number, Description, and Serial Number of Aircraft

**PIPER AIRCRAFT  
PA-34-220T  
AIRPLANE PARTS CATALOG**

Figure and Index Number	Part Number	Code	Nomenclature	No. Req.	Serial Numbers Affected
19-17	63149-22		COVER - Windshield trim, left	1	
	63149-23		COVER - Windshield trim, right	1	
-18	87236-03		COVER - Window trim, front, right	1	
-19	39508-06		COLLAR - Inside, left	1	
	39508-07		COLLAR - Inside, right	1	
-20	39508-08		COLLAR - Outside, left	1	
	39508-09		COLLAR - Outside, right	1	
-21	78057-00		RETAINER - Window frame, extrusion	10'	
-22	99997-00		EXTRUSION - Vinyl	AR	
-23	79562-00		RETAINER - Left front window, front	1	
	79562-02		RETAINER - Left front window, front	1	3448038 and up
-24	69709-00		RETAINER - Left front window, bottom	1	
	69709-02		RETAINER - Left front window, bottom	1	3448038 and up
-25	68293-02		RETAINER - Left front window, top	1	
-26	69700-00		RETAINER - Left front window, rear	1	
	85194-08		RETAINER - Left front window, rear	1	3448038 and up
-27	69701-00		RETAINER - Left middle window, front	1	
	85194-09		RETAINER - Left middle window, front	1	3448038 and up
-28	69642-00		RETAINER - Left middle window, bottom	1	
	85194-15		RETAINER - Left middle window, bottom	1	3448038 and up
-29	69708-00		RETAINER - Left middle window, top	1	
	85194-16		RETAINER - Left middle window, top	1	3448038 and up
-30	68297-00		RETAINER - Left middle window, rear	1	
	85194-21		RETAINER - Left middle window, rear	1	3448038 and up
-31	39740-03		RETAINER - Right middle window, front	1	
	85194-09		RETAINER - Right middle window, front	1	3448038 and up
-32	69643-00		RETAINER - Right middle window, bottom	1	
	85194-15		RETAINER - Right middle window, bottom	1	3448038 and up
-33	69710-00		RETAINER - Right middle window, top	1	
	85194-17		RETAINER - Right middle window, top	1	3448038 and up
-34	68297-01		RETAINER - Right middle window, rear	1	
	85194-10		RETAINER - Right middle window, rear	1	3448038 and up
-35	68300-00		RETAINER - Right middle window, front	1	
	85194-12		RETAINER - Right middle window, front	1	3448038 and up
-36	69644-00		RETAINER - Right middle window, bottom	1	
	85194-14		RETAINER - Right middle window, bottom	1	3448038 and up
-37	39743-02		RETAINER - Right middle window, top	1	
	85194-19		RETAINER - Right middle window, top	1	3448038 and up
	85194-20		SHIM - Right middle window, top	1	3448038 and up
-38	39740-06		RETAINER - Right middle window, rear	1	
	85194-07		RETAINER - Right middle window, rear	1	3448038 and up
-39	39740-09		RETAINER - Right rear window, front	1	
	85194-11		RETAINER - Right rear window, front	1	3448038 and up
-40	69714-00		RETAINER - Right bottom, aft window	1	
	85194-13		RETAINER - Right rear window, bottom	1	3448038 and up
-41	39740-11		RETAINER - Right rear window, top	1	
	85194-18		RETAINER - Right rear window, top	1	3448038 and up
-42	39740-10		RETAINER - Right rear window, rear	1	
	85194-06		RETAINER - Right rear window, rear	1	3448038 and up
-43	39740-05		RETAINER - Right front, middle window	1	
-44	39728-03		FRAME - Window, right	1	
-45	79154-00		RETAINER - Windshield, right	1	
	79155-00		RETAINER - Windshield, left	1	
-46	581 928		PLUG - (207-200201-00-0103)	10	
-47	406 809		ANCHOR NUT - (NAS687A06K)	2	
	486 286		SCREW - (NAS601-8P)	4	
-48	406 642		ANCHOR NUT - (NAS684A06K)	2	
	486 286		SCREW - (NAS601-8P)	2	

When ordering, always specify Part Number, Description, and Serial Number of Aircraft

Revised: March 10, 2009

**PIPER AIRCRAFT  
PA-34-220T  
AIRPLANE PARTS CATALOG**

<b>Figure and Index Number</b>	<b>Part Number</b>	<b>Code</b>	<b>Nomenclature</b>	<b>No. Req.</b>	<b>Serial Numbers Affected</b>
19-49	506 515		ANCHOR NUT - (MS21059L06K)	13	
	486 262		SCREW - (NAS601-8P)	14	
-50	415 495		SCREW - (MS35206-230) L&R - thru collar	4	
-51	419 683		SCREW - (4 x 1/2 oval head, Type A)	4	
	494 001		WASHER - (PS10016-4)	4	
-52	39743-03		ANGLE - Right top, middle window	1	
-53	99788-00		STUD - Shoulder harness stowage	2	
	690 609		WASHER - (NAS1149F0332P)	2	
	404 526		NUT - (MS21042-3)	2	
-54	69669-141		PLACARD - Storm window	1	

When ordering, always specify Part Number, Description, and Serial Number of Aircraft

Revised: March 10, 2009

**PIPER AIRCRAFT  
PA-34-220T  
AIRPLANE PARTS CATALOG**

---

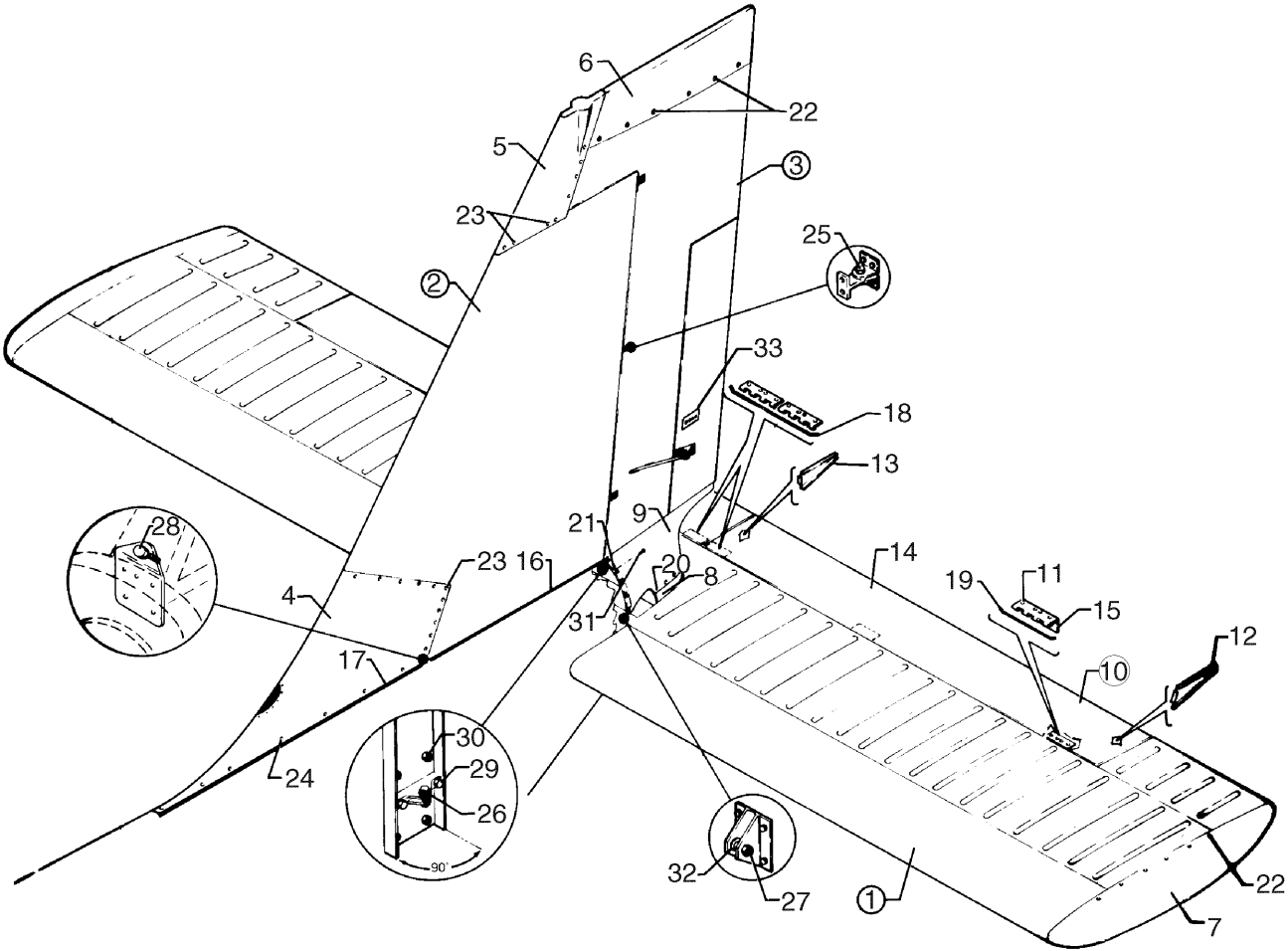


Figure 20. Tail Surfaces Installation

Revised: March 10, 2009

**PIPER AIRCRAFT  
PA-34-220T  
AIRPLANE PARTS CATALOG**

---

CODE EXPLANATIONS FOR FIGURE 20

- A - See figure 21 for component parts.
- B - See figure 22 for component parts.
- C - See figure 23 for component parts.
- D - Used if air conditioning is installed.
- E - Used on aircraft that comply with United Kingdom requirements.
- F - Reference Piper Service Bulletin #989, - latest revision.
- G - Reference Piper Service Bulletin #856, - latest revision.
- H - Reference Piper Service Letter #609, - latest revision.

**PIPER AIRCRAFT  
PA-34-220T  
AIRPLANE PARTS CATALOG**

Figure and Index Number	Part Number	Code	Nomenclature	No. Req.	Serial Numbers Affected
20-	95540		DRAWING - Tail Surfaces Installation		
-1	95866-00	A,F,H	STABILATOR ASSEMBLY	1	
-2	95530-05	B	FIN ASSEMBLY	1	
-3	95520-04	C,H	RUDDER ASSEMBLY	1	
-4	78611-00		FIN ASSEMBLY - Dorsal	1	
	78332-00	D	FIN ASSEMBLY - Dorsal	1	
-5	95908-13		TIP ASSEMBLY - Fin	1	
-6	36730-05		FAIRING ASSEMBLY - Rudder tip	1	
	95907-00	E	FAIRING ASSEMBLY - Rudder tip	1	
-7	95620-07		TIP ASSEMBLY - Stabilator	2	
-8	96338-08	F,G	FAIRING - Tail cone, lower	1	
-9	96338-04	F,G	FAIRING - Tail cone, upper	1	
-10	95864-00	H	TAB ASSEMBLY - Stabilator trim, left	1	
	95864-01	H	TAB ASSEMBLY - Stabilator trim, right	1	
-11	95864-02		* HINGE - Half, stabilator trim tab	3	
-12	95853-00		* RIB - Stabilator trim tab, left	3	
	95853-01		* RIB - Stabilator trim tab, right	3	
-13	95853-02		* RIB - Stabilator trim tab, left	1	
	95853-03		* RIB - Stabilator trim tab, right	1	
-14	95865-00		* SKIN - Stabilator trim tab, left	1	
	95865-01		* SKIN - Stabilator trim tab, right	1	
-15	96544-00		* STIFFENER - Stabilator trim tab	3	
-16	95540-15		MOULDING - Extruded	2	
-17	63186-16		MOULDING - Extruded	1	
-18	62002-04		PIN - Hinge	1	
-19	62002-03		PIN - Hinge	4	
-20	510 058		SCREW - (NAS514-P-832-8)	10	
	494 101		WASHER - (PS10092-1-2C)	10	
	477 640		NUT - (PS10062-5-3)	10	
-21	415 179		SCREW - (AN526C-832R8)	16	
	477 640		NUT - (PS10062-5-3)	16	
-22	414 763		SCREW - (MS24693-S50)	36	
	494 101		WASHER - (PS10092-1-2C)	36	
	406 709		NUT	36	
-23	414 763		SCREW - (MS24693-S50)	36	
	494 101		WASHER - (PS10092-1-2C)	36	
-24	410 241		SCREW - (MS24694-S6)	12	
	494 101		WASHER - (PS10092-1-2C)	12	
-25	691 307		BOLT - (NAS6603-12)	2	
	690 612		WASHER - (NAS1149F0363P)	AR	
	690 609		WASHER - (NAS1149F0332P)	AR	
	404 526		NUT - (MS21042-3)	2	
-26	691 306		BOLT - (NAS6603-10)	1	
	690 612		WASHER - (NAS1149F0363P)	AR	
	690 609		WASHER - (NAS1149F0332P)	AR	
	404 526		NUT - (MS21042-3)	1	
-27	402 680		BOLT - (NAS1104-17)	2	
	690 611		WASHER - (NAS1149F0463P)	2	
	404 561		NUT - (MS21045-4)	2	
-28	400 002		BOLT - (AN4-5A)	1	
	690 613		WASHER - (NAS1149F0432P)	1	
-29	553 266		BOLT - (NKN428-3-7)	2	
	404 224		NUT - (AN315-3R)	2	
-30	401 186		BOLT - (AN5-6A)	4	
	690 628		WASHER - (NAS1149F0563P)	8	
	404 889		NUT - (MS20365-524C)	4	

When ordering, always specify Part Number, Description, and Serial Number of Aircraft

Revised: March 10, 2009

**PIPER AIRCRAFT  
PA-34-220T  
AIRPLANE PARTS CATALOG**

---

<b>Figure and Index Number</b>	<b>Part Number</b>	<b>Code</b>	<b>Nomenclature</b>	<b>No. Req.</b>	<b>Serial Numbers Affected</b>
20-31	411 514		SCREW - (MS25207-245)	16	
-32	690 613		WASHER - (NAS1149F0432P)	AR	
-33	87341-02		PLACARD - Do not push	2	

---

When ordering, always specify Part Number, Description, and Serial Number of Aircraft

Revised: March 10, 2009



**PIPER AIRCRAFT  
PA-34-220T  
AIRPLANE PARTS CATALOG**

---

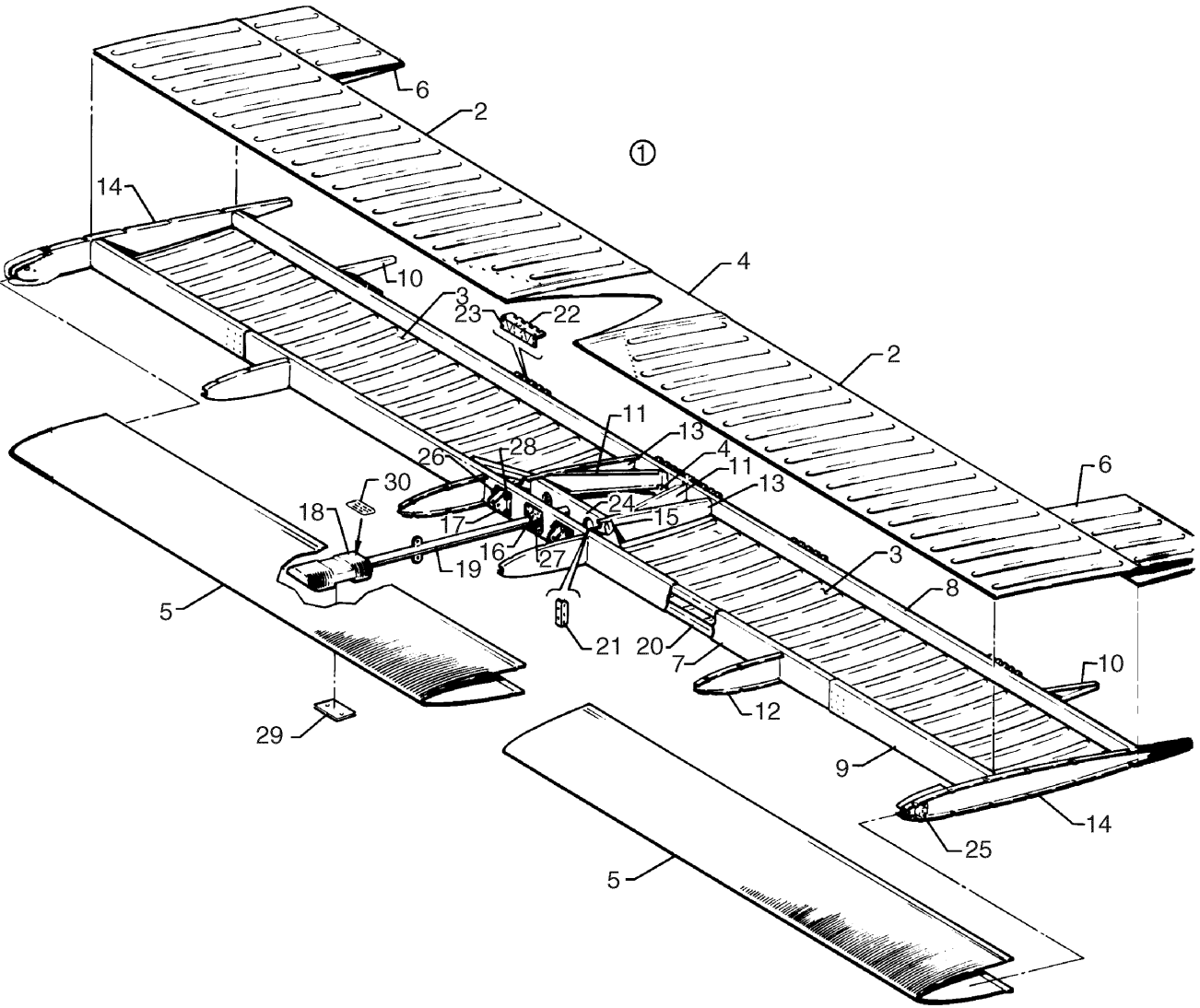


Figure 21. Stabilator Assembly

Revised: March 10, 2009

**PIPER AIRCRAFT  
PA-34-220T  
AIRPLANE PARTS CATALOG**

---

CODE EXPLANATIONS FOR FIGURE 21

- A - Order stabilator with Balance Weight Assembly P/N 68432-05 if Pneumatic Deicer Equipment is installed.
- B - Used if Pneumatic Deicer Equipment is installed.
- C - Reference Piper Service Letter #609, - latest revision.

**PIPER AIRCRAFT  
PA-34-220T  
AIRPLANE PARTS CATALOG**

Figure and Index Number	Part Number	Code	Nomenclature	No. Req.	Serial Numbers Affected
21-1	95866-00	A,C	STABILATOR ASSEMBLY	1	
-2	95855-00		* SKIN - Stabilator, aft top, left	1	
	95855-01		* SKIN - Stabilator, aft top, right	1	
-3	95856-00		* SKIN - Stabilator, aft bottom, left	1	
	95856-01		* SKIN - Stabilator, aft bottom, right	1	
-4	95863-00		* SKIN - Stabilator, center, top	1	
	95863-02		* SKIN - Stabilator, center, bottom	1	
-5	95860-00		* SKIN - Stabilator, leading edge, left	1	
	95860-01		* SKIN - Stabilator, leading edge, right	1	
-6	96556-00		* SKIN - Stabilator, trailing edge, left	1	
	96556-01		* SKIN - Stabilator, trailing edge, right	1	
-7	63561-05		* SPAR - Stabilator, main	1	
-8	96551-00		* SPAR - Stabilator, aft	1	
-9	95857-00		* SPAR - Stabilator, outboard, forward	2	
-10	96534-00		* RIB - Stabilator	2	
-11	96552-00		* RIB - Stabilator	2	
-12	95852-00		* RIB - Stabilator, nose	4	
-13	95859-00		* RIB - Stabilator, aft	2	
-14	96562-00		* RIB ASSEMBLY - Stabilator, end	2	
-15	63566-03		* STIFFENER - Stabilator, top, left	1	
	63566-02		* STIFFENER - Stabilator, bottom, left	1	
	63566-02		* STIFFENER - Stabilator, top, right	1	
	63566-03		* STIFFENER - Stabilator, bottom, right	1	
-16	63567-03		* FITTING - Balance weight attachment	2	
-17	63563-02		* FITTING ASSEMBLY - Stabilator hinge	2	
-18	68432-04		* BALANCE WEIGHT ASSEMBLY - Stabilator	1	
	68432-05	B	* BALANCE WEIGHT ASSEMBLY - Stabilator	1	
-19	78176-00		* WEIGHT ASSEMBLY - Stabilator end	2	
-20	95871-00		* CAP - Stabilator, spar	2	
-21	63564-02		* ANGLE - Stabilator	2	
-22	95866-02		* HINGE - Half	6	
-23	96545-00		* STIFFENER - Stabilator hinges	6	
-24	63565-02		* CLOSURE - Stabilator	1	
-25	68433-03		* TUBE ASSEMBLY - Stabilator	1	
-26	400 004		* BOLT - (AN4-7A)	4	
	690 611		* WASHER - (NAS1149F0463P)	8	
	404 888		* NUT - (MS20365-428)	4	
-27	400 450		* BOLT - (AN3-17A)	2	
	690 612		* WASHER - (NAS1149F0363P)	4	
	690 609		* WASHER - (NAS1149F0332P)	2	
	404 526		* NUT - (MS21042-3)	2	
-28	400 003		* BOLT - (AN4-6A)	4	
	690 611		* WASHER - (NAS1149F0463P)	8	
	404 888		* NUT - (MS20365-428)	4	
-29	96564-00		PLATE - Stabilator balance	AR	
-30	78040-00		PLACARD - Stabilator balance weight	1	

When ordering, always specify Part Number, Description, and Serial Number of Aircraft

Revised: March 10, 2009

**PIPER AIRCRAFT  
PA-34-220T  
AIRPLANE PARTS CATALOG**

---

**THIS PAGE INTENTIONALLY LEFT BLANK**

PIPER AIRCRAFT  
PA-34-220T  
AIRPLANE PARTS CATALOG

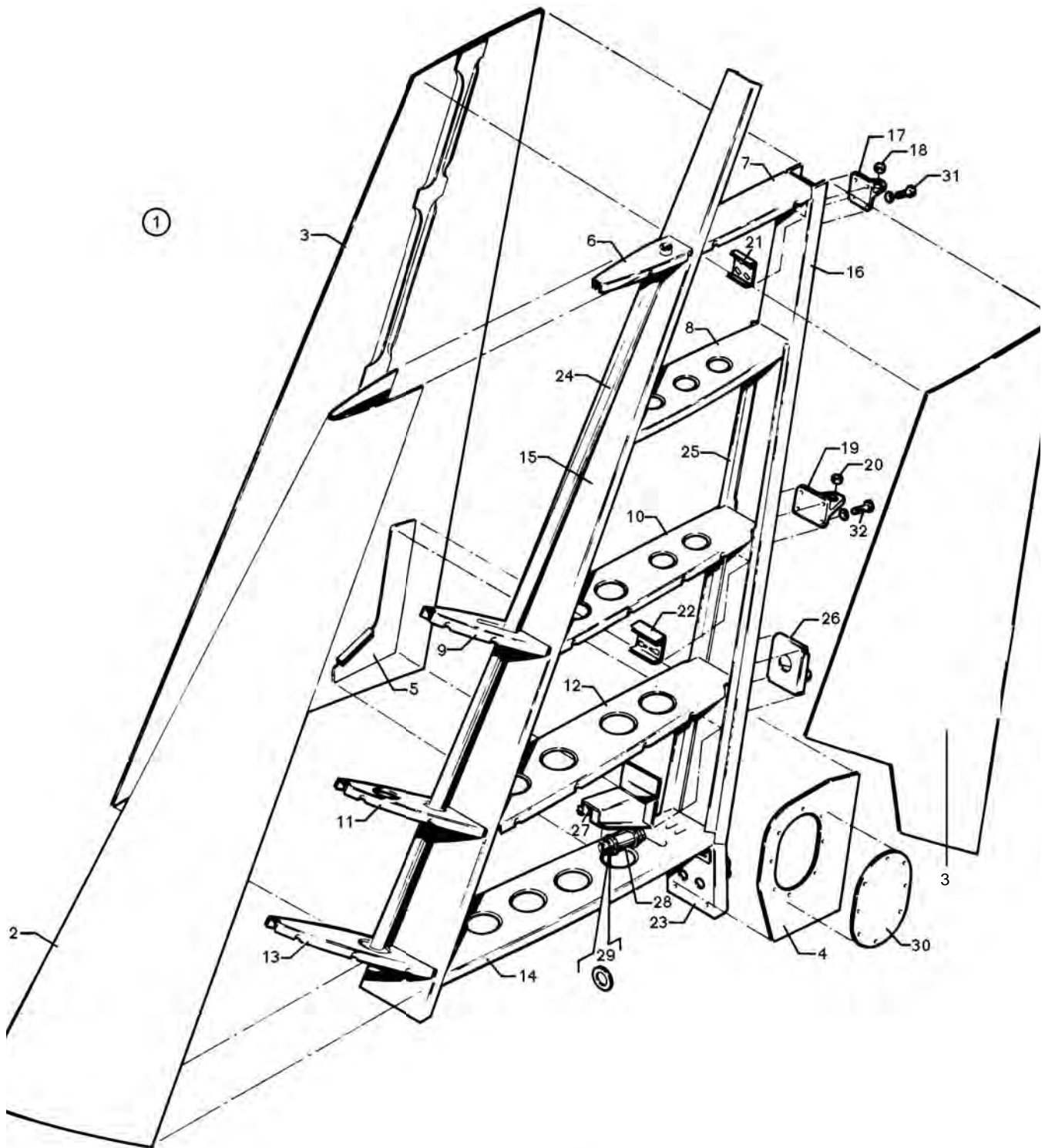


Figure 22. Fin Assembly

Revised: June 10, 2008

**PIPER AIRCRAFT  
PA-34-220T  
AIRPLANE PARTS CATALOG**

---

CODE EXPLANATIONS FOR FIGURE 22

- A - Reference Piper Service Bulletin #1130, - latest revision.
- B - Reference Piper Service Bulletin #1146, - latest revision.

# PIPER AIRCRAFT PA-34-220T AIRPLANE PARTS CATALOG

Figure and Index Number	Part Number	Code	Nomenclature	No. Req.	Serial Numbers Affected
22-1	95530-05		FIN ASSEMBLY	1	
-2	95968-00		* SKIN - Leading edge, fin	1	
-3	95530-02		* SKIN ASSEMBLY - Fin, left	1	
	95530-03		* SKIN ASSEMBLY - Fin, right	1	
-4	95982-00		** DOUBLER ASSEMBLY - Fin skin	1	
-5	95913-00		** GUSSET - Fin root, rear	1	
-6	95532-00		* RIB ASSEMBLY - Fin, nose	1	
-7	95965-00		* RIB - Fin, rear	1	
-8	95963-00		* RIB - Fin, rear	1	
-9	95635-00		* RIB - Fin, nose	1	
-10	95964-00		* RIB - Fin, rear	1	
-11	95538-00		* RIB ASSEMBLY - Fin, nose	1	
-12	95962-00		* RIB - Fin, rear	1	
-13	95967-02		* RIB - Fin, nose	1	
-14	95531-00	A	* RIB ASSEMBLY - Fin, root	1	
-15	95903-00		* SPAR ASSEMBLY - Fin, forward	1	
-16	95563-02	B	* SPAR - Fin, rear	1	
-17	95850-00		* HINGE ASSEMBLY - Fin, upper	1	
-18	452 387		** BEARING - (KP3A)	1	
-19	95539-00		* HINGE ASSEMBLY - Fin, lower	1	
-20	452 387		** BEARING - (KP3A)	1	
-21	95904-00		* DOUBLER ASSEMBLY - Hinge, upper	1	
-22	95536-00		* DOUBLER ASSEMBLY - Hinge, lower	1	
-23	63501-04		* FITTING - Fin, root	1	
-24	95264-00		* CONDUIT - Fin, leading edge	1	
-25	95916-00		* STIFFENER - Rear spar, left	1	
	95916-01		* STIFFENER - Rear spar, right	1	
-26	37427-00		* BRACKET ASSEMBLY - Rudder trim	1	
-27	78652-00		* BRACKET ASSEMBLY - Rudder trim	1	
-28	96596-00		** BARREL	1	
-29	62833-18		** WASHER - Shim	AR	
-30	62109-00	A,B	* COVER - Fin	1	
-31	401 266		* BOLT - (AN3-5A)	4	
	690 609		* WASHER - (NAS1149F0332P)	4	
-32	400 440		* BOLT - (AN3-6A)	4	
	690 609		* WASHER - (NAS1149F0332P)	4	

When ordering, always specify Part Number, Description, and Serial Number of Aircraft

Revised: March 10, 2009

**PIPER AIRCRAFT  
PA-34-220T  
AIRPLANE PARTS CATALOG**

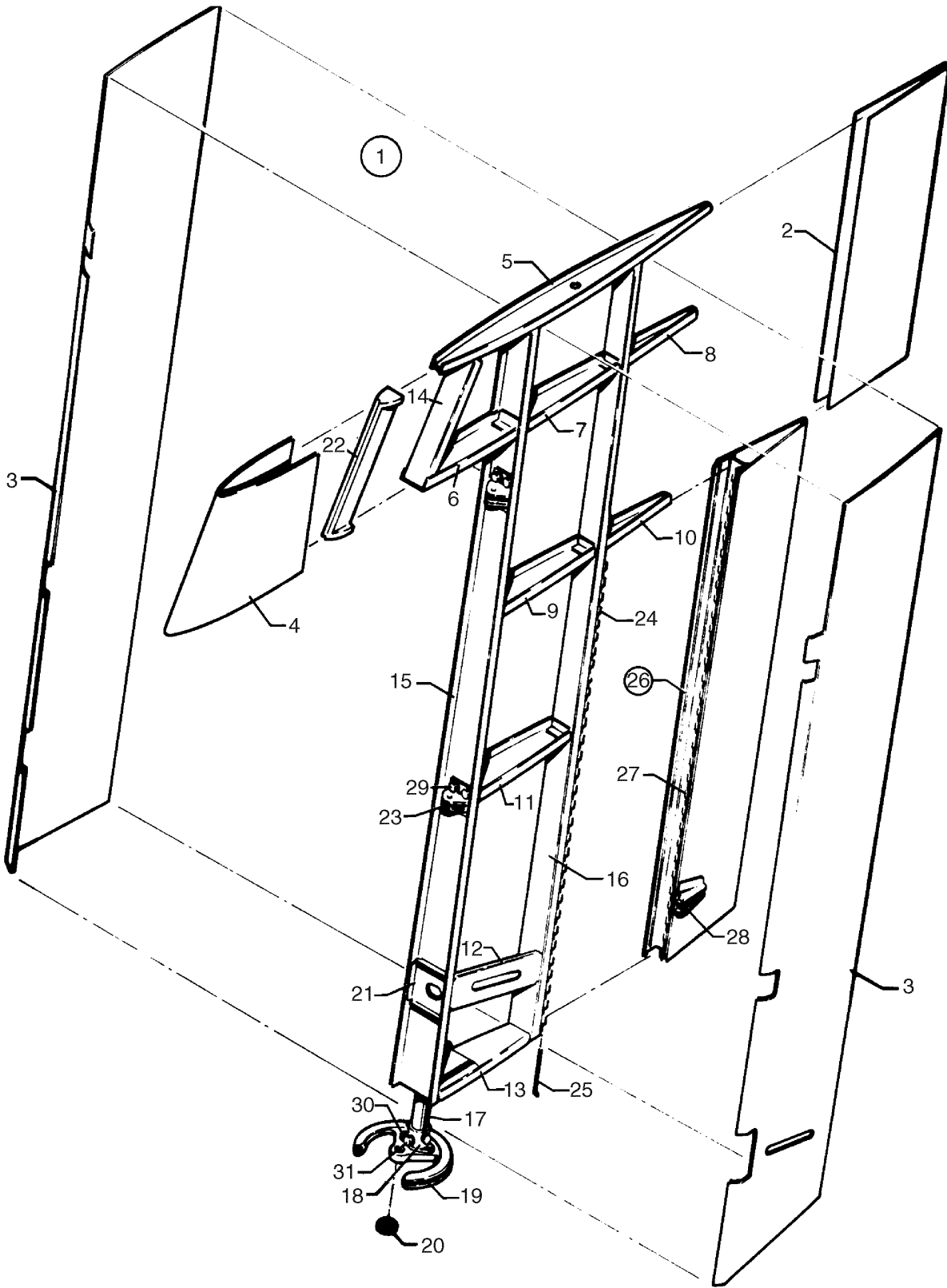


Figure 23. Rudder Assembly

Revised: March 10, 2009



**PIPER AIRCRAFT  
PA-34-220T  
AIRPLANE PARTS CATALOG**

---

CODE EXPLANATIONS FOR FIGURE 23

- A - See latest revision of Piper Service Bulletin 899.
- B - Reference Piper Service Letter #609, - latest revision.

Revised: June 10, 2008

**PIPER AIRCRAFT  
PA-34-220T  
AIRPLANE PARTS CATALOG**

Figure and Index Number	Part Number	Code	Nomenclature	No. Req.	Serial Numbers Affected
23-1	95520-04	B	RUDDER ASSEMBLY	1	
-2	96230-00		* SKIN - Rudder, upper	1	
-3	96219-00		* SKIN - Rudder, lower, left	1	
	96229-00		* SKIN - Rudder, lower, right	1	
-4	96233-00		* SKIN - Rudder, upper, forward	1	
-5	96232-00		* RIB - Rudder, top	1	
-6	96231-00		* RIB - Rudder, nose	1	
-7	95525-00		* RIB - Rudder, center	1	
-8	96202-00		* RIB - Rudder, rear	1	
-9	95524-00		* RIB - Rudder, forward	1	
-10	96203-00		* RIB - Rudder, rear	1	
-11	95523-00		* RIB ASSEMBLY - Rudder	1	
-12	95570-00		* RIB - Trim rod doubler	1	
-13	96209-00		* RIB - Rudder, bottom	1	
-14	96234-00		* RIB ASSEMBLY - Rudder, counterbalance	1	
-15	95521-03		* SPAR ASSEMBLY - Rudder, forward	1	
-16	95522-00		* SPAR - Rudder, rear	1	
-17	96212-00		* TUBE ASSEMBLY - Torque, rudder control	1	
-18	96319-802	A	* FITTING - Rudder torque tube	1	
-19	96321-00		* SECTOR ASSEMBLY - Rudder torque tube	1	
-20	452 387		** BEARING	1	
-21	96213-02		* BRACKET - Rudder	1	
-22	96235-00		* COUNTERBALANCE - Rudder	1	
-23	96217-00		* BRACKET - Rudder hinge	4	
-24	95520-02		* HINGE - Half, rudder	1	
-25	95520-03		* PIN - Hinge, rudder trim tab	1	
-26	95567-00		* TRIM TAB ASSEMBLY - Rudder	1	
-27	95520-02		** HINGE - Half, trim tab	1	
-28	96200-00		** BRACKET - Trim tab, bottom	1	
	96200-01		** BRACKET - Trim tab, top	1	
-29	401 266		* BOLT - (AN3-5A)	8	
	690 609		* WASHER - (NAS1149F0332P)	8	
-30	400 004		* BOLT - (AN4-7A)	2	
	407 613		* WASHER - (AN960PD416)	4	
	404 888		* NUT - (MS20365-428C)	2	
-31	691 346		* BOLT - (NAS6603-22)	2	
	407 574		* WASHER - (AN960PD10)	4	
	404 526		* NUT - (MS21042-3)	2	

When ordering, always specify Part Number, Description, and Serial Number of Aircraft



**PIPER AIRCRAFT  
PA-34-220T  
AIRPLANE PARTS CATALOG**

---

CODE EXPLANATIONS FOR FIGURE 24

- A - See figure 25 for component parts.
- B - Reference Piper Service Bulletin #1113, - latest revision.

**PIPER AIRCRAFT  
PA-34-220T  
AIRPLANE PARTS CATALOG**

Figure and Index Number	Part Number	Code	Nomenclature	No. Req.	Serial Numbers Affected
24-	39460		DRAWING - Nose Gear Installation		
-1	39461-03	A	GEAR ASSEMBLY - Nose (less tire, tube, wheel assembly and axle parts)	1	
-2	78677-00		LINK ASSEMBLY - Drag, nose gear	1	
-3	402 921		* BOLT - (NAS464P620)	1	
	690 629		* WASHER - (NAS1149F0663P)	1	
	404 395		* NUT - (AN320-6)	1	
	424 059		* COTTER PIN - (MS24665-283)	1	
-4	95712-04		LINK ASSEMBLY - Nose gear retraction	1	
-5	95829-00	B	LINK ASSEMBLY - Nose gear, downlock	1	
-6	452 334		* BEARING - Rod end (PS10020-1-6RX)	1	
-7	39459-02		MOUNT ASSEMBLY - Nose gear	1	
-7a	452 534		* BEARING - (FF-604-1)	4	
-8	95759-07		TRACK ASSEMBLY - Nose gear	1	
-9	95394-00		CHANNEL ASSEMBLY - Steering	1	
	95394-05		CHANNEL ASSEMBLY - Steering	1	3449038 and up
-10	95313-00		PANEL ASSEMBLY - Anti-splash	1	
-11	96178-00		SPRING - Nose gear, downlock	1	
-12	95061-29		BUSHING	1	
-13	95061-30		BUSHING	1	
-14	95061-31		BUSHING	1	
-15	554 569		CLAMP	1	
-16	95393-02		ARM ASSEMBLY - Steering	1	
-17	452 540		* BEARING - Flanged (FF-520-10)	2	
-18	96522-00		SPRING ASSEMBLY - Nose gear centering	1	
-19	452 552		* BEARING - (PS10020-2-3RX)	1	
-20	404 322		* NUT - (AN316-4R)	1	
-21	95061-313		BUSHING	1	
-22	95061-28		BUSHING	1	
-23	78543-00		BUNGEE ASSEMBLY - Nose wheel	2	
-24	78541-00		* RETAINER	1	
-25	78490-00		* SPRING	1	
-26	78537-00		* TUBE ASSEMBLY - Bungee	1	
-27	62833-92		* WASHER	2	
-28	62833-89		* WASHER	1	
-29	452 334		* BEARING - (PS10020-1-6RX)	2	
-30	553 172		* BOLT - (LP12V048H14)	1	
	408 051		* WASHER - (MS35333-40)	1	
-31	404 225		* NUT - (AN315-4R)	2	
	408 051		* WASHER - (MS35333-40)	2	
-32	78334-00		BOOT - Bungee	2	
-33	654 159		CLAMP	2	
-34	96849-00		STOP ASSEMBLY - Nose gear up	1	
-35	96867-00		* SPRING - Switch bracket return	1	
-36	37970-02		* STOP ASSEMBLY - Nose gear bumper (5/16-18 thread)	1	
-37	95061-20		BUSHING	2	
-38	95061-24		BUSHING	1	
-39	95061-25		BUSHING	1	
-40	401 269		BOLT - (AN3-10A)	2	
	690 612		WASHER - (NAS1149F0363P)	2	
	404 526		NUT - (MS21042-3)	2	
-41	400 890		BOLT - (AN23-40A)	1	
	690 612		WASHER - (NAS1149F0363P)	5	
	690 609		WASHER - (NAS1149F0332P)	2	
	404 526		NUT - (MS21042-3)	1	

When ordering, always specify Part Number, Description, and Serial Number of Aircraft

Revised: March 10, 2009

**PIPER AIRCRAFT  
PA-34-220T  
AIRPLANE PARTS CATALOG**

Figure and Index Number	Part Number	Code	Nomenclature	No. Req.	Serial Numbers Affected
24-					
-42	401 194		BOLT - (AN5-16A)	1	
	690 628		WASHER - (NAS1149F0563P)	2	
	404 889		NUT - (MS20365-524C)	1	
43	400 322		BOLT - (AN8-45)	2	
	690 631		WASHER - (NAS1149F0863P)	AR	
	78034-00		WASHER - (Under bolt head)	2	
	404 105		NUT - (AN310-8)	2	
	424 085		COTTER PIN - (MS24665-302)	2	
-44	400 886		BOLT - (AN23-34A)	1	
	690 609		WASHER - (NAS1149F0332P)	2	
	404 156		NUT - (MS21083N3)	1	
-45	400 009		BOLT - (AN4-14A)	2	
	690 611		WASHER - (NAS1149F0463P)	1	
	404 888		NUT - (MS20365-428C)	1	
-46	400 443		BOLT - (AN3-12A)	2	
	690 612		WASHER - (NAS1149F0363P)	4	
	404 526		NUT - (MS21042-3)	2	
-47	401 421		BOLT - (AN6-41A)	1	
	690 629		WASHER - (NAS1149F0663P)	1	
	404 563		NUT - (MS21045-6)	1	
-48	693 215		BOLT - (NAS6207-50D)	1	
	690 626		WASHER - (NAS1149F0732P)	1	
	690 633		WASHER - (NAS1149F1063P)	AR	
	404 396		NUT - (AN320-7)	1	
	424 085		COTTER PIN - (MS24665-302)	1	
-49	400 692		BOLT - (AN23-30)	1	
	690 612		WASHER - (NAS1149F0363P)	1	
	690 611		WASHER - (NAS1149F0463P)	2	
	404 100		NUT - (AN310-3)	1	
	424 051		COTTER PIN - (MS24665-132)	1	
-50	400 910		BOLT - (AN24-20A)	1	
	690 611		WASHER - (NAS1149F0463P)	5	
	404 888		NUT - (MS20365-428C)	1	
-51	401 405		BOLT - (AN6-25A)	2	
	690 629		WASHER - (NAS1149F0663P)	AR	
	404 563		NUT - (MS21045-6)	2	
-52	401 515		BOLT - (AN7-21A)	1	
	690 630		WASHER - (NAS1149F0763P)	2	
	477 897		NUT - (PS10062-8-720C)	1	
-53	400 004		BOLT - (AN4-7A)	2	
	690 611		WASHER - (NAS1149F0463P)	AR	
	690 613		WASHER - (NAS1149F0432P)	AR	
	404 888		NUT - (MS20365-428C)	2	
-54	400 684		BOLT - (AN23-25)	1	
	690 609		WASHER - (NAS1149F0332P)	1	
	690 611		WASHER - (NAS1149F0463P)	2	
	404 392		NUT - (AN320-3)	1	
	424 052		COTTER PIN - (MS24665-134)	1	
-55	400 109		BOLT - (AN4-14)	1	
	690 611		WASHER - (NAS1149F0463P)	2	
	404 101		NUT - (AN310-4)	1	
	424 052		COTTER PIN - (MS24665-134)	1	
-56	401 404		BOLT - (AN6-24A)	2	
	690 629		WASHER - (NAS1149F0663P)	AR	
	404 563		NUT - (MS21045-6)	2	
-57	96790-02		ANGLE ASSEMBLY - Nose gear track	1	
-58	62833-123		WASHER (.56 O.D.)	1	

When ordering, always specify Part Number, Description, and Serial Number of Aircraft



**PIPER AIRCRAFT  
PA-34-220T  
AIRPLANE PARTS CATALOG**

---

CODE EXPLANATIONS FOR FIGURE 25

- A - See figure 26 for component parts.
- B - Used if heavy duty brakes, wheels, and tires are installed.
- C - See figure 26A for component parts.
- D - Before ordering, determine if existing strut tube bearing assembly incorporates (1) O-ring or (1) O-ring and back-up ring or (1) T seal and (2) back-up rings on inside groove of bearing. If (1) O-ring is installed, order part number 484 799. If (1) O-ring and (1) back-up ring or (1) T seal and (2) back-up rings are installed, order part number 485 086.



# PIPER AIRCRAFT PA-34-220T AIRPLANE PARTS CATALOG

Figure and Index Number	Part Number	Code	Nomenclature	No. Req.	Serial Numbers Affected
25-	39460		DRAWING - Nose Gear Installation		
-1	39461-03		GEAR ASSEMBLY - Nose (less tire, tube, wheel assembly and axle assembly)	1	
-2	39462-02		* FORK ASSEMBLY - Nose gear	1	
-3	67026-07		* BUSHING - Nose gear	2	
-4	400 019		* BOLT - (AN4-26A)	1	
	690 642		* WASHER - (NAS1149C0432R)	2	
	404 888		* NUT - (MS20365-428C)	1	
-5	62833-45		* WASHER	AR	
-6	87369-23		* PLACARD - Nose gear, oleo service instructions	1	
-7	401 304		* BOLT - (AN4H-11A)	4	
	690 611		* WASHER - (NAS1149F0463P)	8	
-8	95723-06		* TRUNNION ASSEMBLY - Nose gear	1	
-9	67758-00		** BUSHING - Shoulder	2	
-10	460 686		** FITTING - Lubrication (MS15002-1)	2	
-11	39465-02		* TUBE ASSEMBLY - Nose gear strut, upper	1	
-12	452 448		** BEARING - (FF-411-4)	2	
-13	452 331		** BEARING - (FF-310-3)	1	
-14	467 116		** INSERT - Helicoil (MS124696)	4	
-15	95934-00		* TILLER - Nose gear	1	
-16	95061-27		* BUSHING - Tiller	1	
-17	95387-00		* ROLLER ASSEMBLY	1	
-18	80122-88		* WASHER	1	
-19	462 024		* GASKET - Air valve (AN901-5A)	1	
-20	105041-02		* LINK ASSEMBLY - Nose gear torque	2	
-21	453 721		** BUSHING - (A82C1)	1	
-22	39476-07		* BEARING ASSEMBLY - Strut tube, lower	1	
-23	484 799	D	** O-RING - (MS28775-327)	1	
	485 086	D	** SEAL - (7327FS-160-T)	1	
-24	484 797		** O-RING - (MS28775-227)	1	
-25	553 891		* CAP - Air valve (MS20813-1)	1	
-26	484 693		* O-RING - (MS28775-220)	1	
-27	455 124		* CORE - Air valve (AN809-1)	1	
-28	453 124		* BODY - Air valve (AN812-1)	1	
-29	485 193		* RING - Snap (3000 X 250 STZD)	1	
-30	187 630		* RING - Wiper (4615SHD1750)	1	
-31	400 922		* BOLT - (AN24-32A)	1	
	690 611		* WASHER - (NAS1149F0463P)	3	
	404 888		* NUT - (MS20365-428C)	1	
-32	691 334		* BOLT - (NAS6604D15)	1	
	690 611		* WASHER - (NAS1149F0463P)	2	
	404 101		* NUT - (AN310-4)	1	
	424 052		* COTTER PIN - (MS24665-134)	1	
-33	691 315		* BOLT - (NAS6605D46)	2	
	690 628		* WASHER - (NAS1149F0563P)	4	
	404 102		* NUT - (AN310-5)	2	
	424 052		* COTTER PIN - (MS24665-134)	2	
-34	551 785	A	* WHEEL ASSEMBLY - Nose (40-56B) Cleveland	1	
	551 779	C	* WHEEL ASSEMBLY - Nose (D-30665) McCauley	1	
-35	451 724		* TIRE - (6.00 x 6, 6 ply, Type III) McCreary	1	
	451 747	B	* TIRE - (6.00 x 6, 8 ply, Type III) (heavy duty)	1	
	761 975	B	* TIRE - (6.00 x 6, 8 ply) B.F. Goodrich (heavy duty)	1	
	761 996	B	* TIRE - (6.00 x 6, 8 ply) McCreary Airhawk (heavy duty)	1	
-36	451 735		* TUBE - (6.00 x 6)	1	
-37	DELETED				
-38	66618-03		* TUBE - Nose wheel spacer	2	

When ordering, always specify Part Number, Description, and Serial Number of Aircraft

Revised: March 10, 2009

**PIPER AIRCRAFT  
PA-34-220T  
AIRPLANE PARTS CATALOG**

<b>Figure and Index Number</b>	<b>Part Number</b>	<b>Code</b>	<b>Nomenclature</b>	<b>No. Req.</b>	<b>Serial Numbers Affected</b>
25-39	86062-86		* AXLE - Nose gear wheel	1	
-40	401 456		* BOLT - Axle (AN6-76A)	1	
-41	35158-02		* PLUG - Wheel end	2	
-42	690 629		* WASHER - (NAS1149F0663P)	2	
	404 532		* NUT - (MS21042-6)	1	
-43	584 127		* RETAINER - (5953)	1	

When ordering, always specify Part Number, Description, and Serial Number of Aircraft

Revised: March 10, 2009

PIPER AIRCRAFT  
PA-34-220T  
AIRPLANE PARTS CATALOG

---

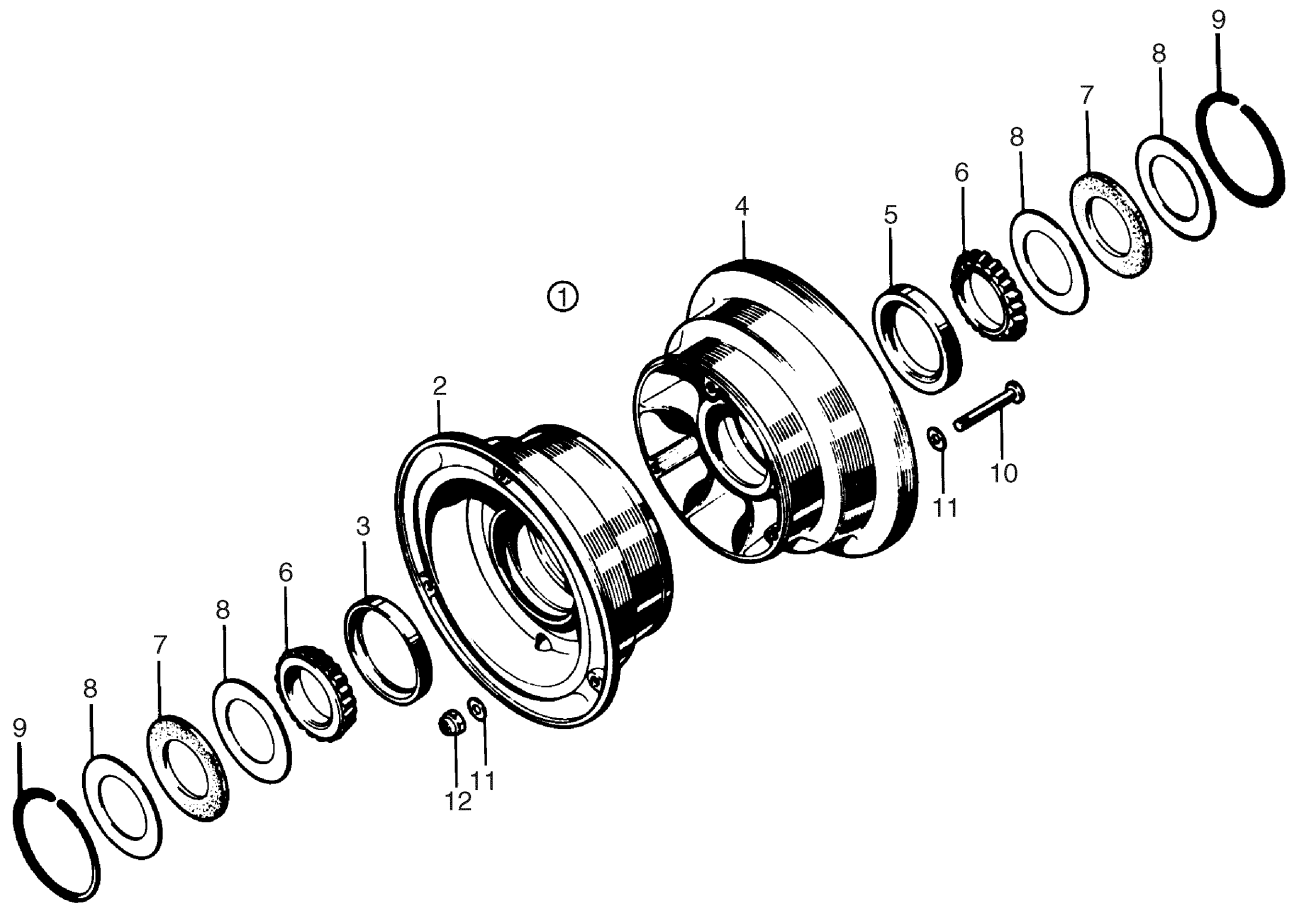


Figure 26. Nose Wheel Assembly (Cleveland)

Revised: March 10, 2009

**PIPER AIRCRAFT  
PA-34-220T  
AIRPLANE PARTS CATALOG**

---

CODE EXPLANATIONS FOR FIGURE 26

**PIPER AIRCRAFT  
PA-34-220T  
AIRPLANE PARTS CATALOG**

<b>Figure and Index Number</b>	<b>Part Number</b>	<b>Code</b>	<b>Nomenclature</b>	<b>No. Req.</b>	<b>Serial Numbers Affected</b>
26-1	551 785		WHEEL ASSEMBLY - Nose (40-56B)	1	
-2	763 718		* WHEEL ASSEMBLY - Outer (162-69) with valve hole	1	
-3	763 287		** CUP - Bearing (LM-29710)	1	
-4	763 719		* WHEEL HALF ASSEMBLY - Inner (161-74)	1	
-5	763 287		** CUP - Bearing (LM29710)	1	
-6	753 448		* BEARING - Cone (LM29749)	2	
-7	751 819		* FELT - Grease seal (154-14)	2	
-8	755 964		* RING - Grease seal (153-9)	4	
-9	752 830		* RING - Snap (3023)	2	
-10	758 456		* BOLT - (AN5-34A)	3	
-11	690 628		* WASHER - (NAS1149F0563P)	6	
-12	404 889		* NUT - (AN365-524)	3	

When ordering, always specify Part Number, Description, and Serial Number of Aircraft

Revised: March 10, 2009

PIPER AIRCRAFT  
PA-34-220T  
AIRPLANE PARTS CATALOG

---

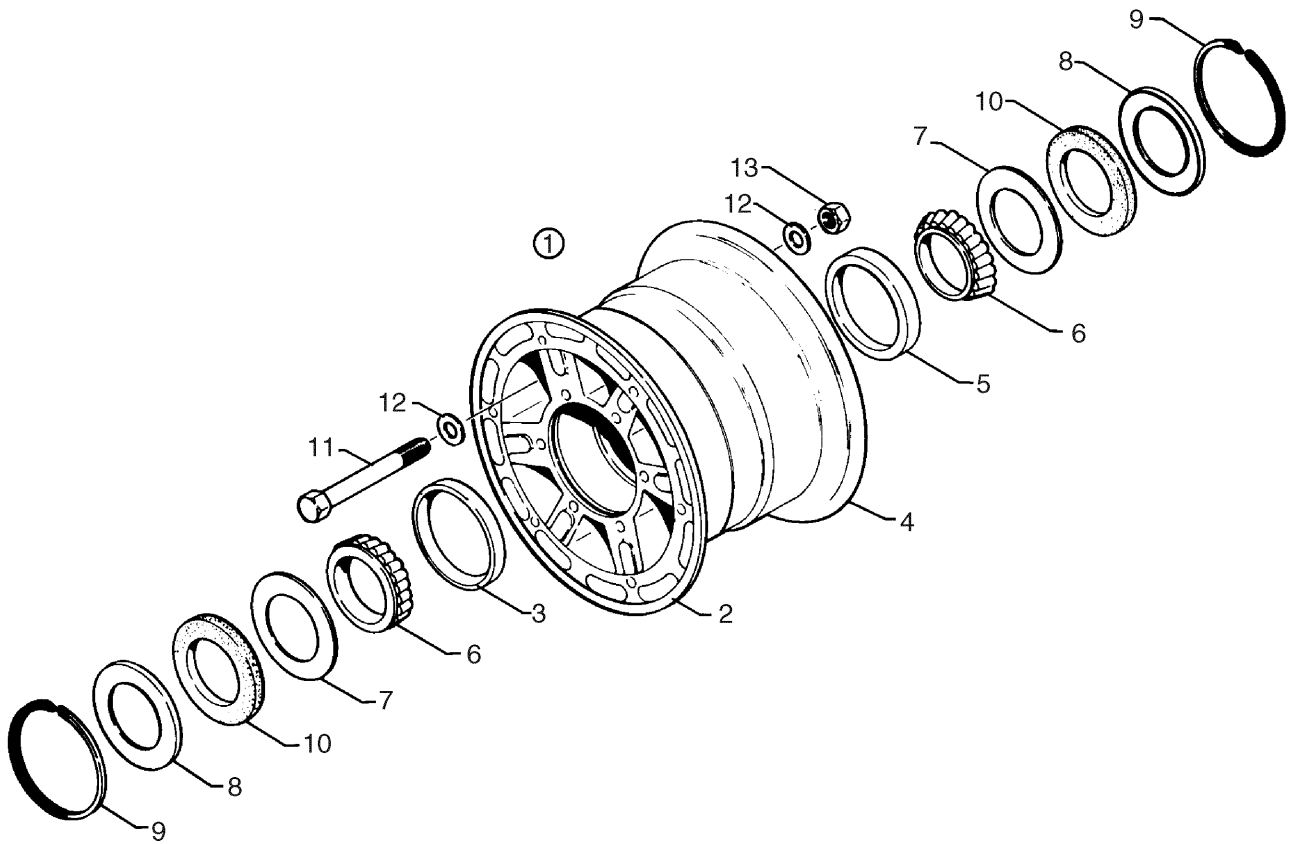


Figure 26A. Nose Wheel Assembly (McCauley)

Revised: March 10, 2009

**PIPER AIRCRAFT  
PA-34-220T  
AIRPLANE PARTS CATALOG**

---

CODE EXPLANATIONS FOR FIGURE 26A

Revised: June 10, 2008

**PIPER AIRCRAFT  
PA-34-220T  
AIRPLANE PARTS CATALOG**

<b>Figure and Index Number</b>	<b>Part Number</b>	<b>Code</b>	<b>Nomenclature</b>	<b>No. Req.</b>	<b>Serial Numbers Affected</b>
26A-1	551 779		WHEEL ASSEMBLY - Nose (D-30665)	1	
-2	763 712		* WHEEL - Half Inner (D-30667)	1	
-3	763 216		** CUP - Bearing (A-30079-1)	1	
-4	763 713		* WHEEL - Half outer (D-30657)	1	
-5	763 216		** CUP - Bearing (A-30079-1)	1	
-6	758 392		* BEARING - Cone (A-30079-2)	2	
-7	762 559		* RETAINER - (A-30015)	2	
-8	762 558		* RETAINER - (A-30014)	2	
-9	762 562		* RING - Retaining (A-1636-24)	2	
-10	754 855		* FELT - Retainer (A-30010)	2	
-11	758 394		* BOLT - (A-2513-75)	3	
-12	756 685		* WASHER - (095-10500)	6	
-13	752 571		* NUT - (094-15100)	3	

When ordering, always specify Part Number, Description, and Serial Number of Aircraft

Revised: March 10, 2009



PIPER AIRCRAFT  
PA-34-220T  
AIRPLANE PARTS CATALOG

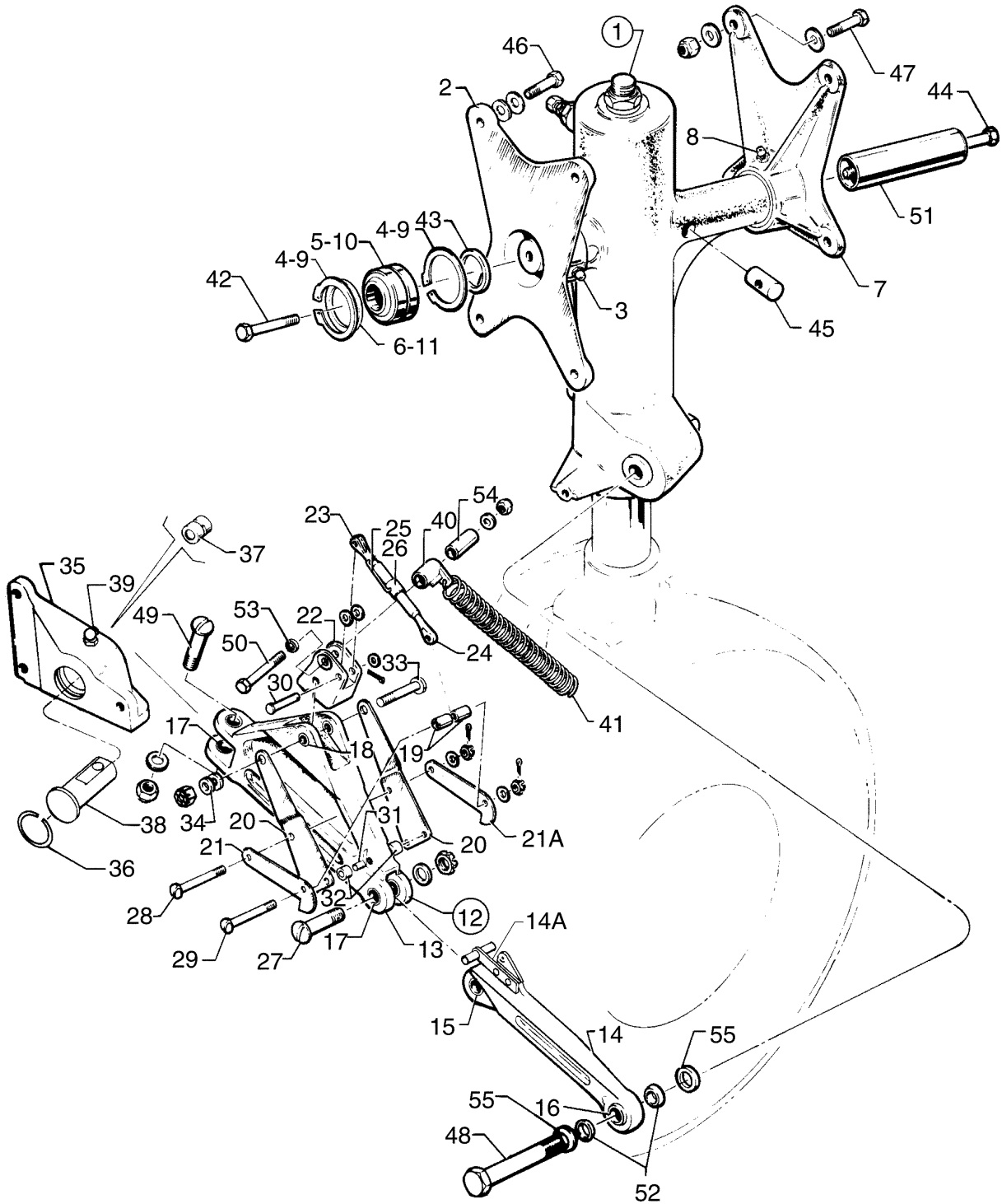


Figure 27. Main Gear Installation

Revised: June 10, 2009

**PIPER AIRCRAFT  
PA-34-220T  
AIRPLANE PARTS CATALOG**

---

CODE EXPLANATIONS FOR FIGURE 27

- A - See figure 28 for component parts.
- B - This part incorporates forging p/n 20766.
- C - This part incorporates forging p/n 20766-02.
- D - Used if main gear side brace upper link incorporates forging p/n 20766.
- E - See latest revision of Piper Service Bulletin 956.

# PIPER AIRCRAFT PA-34-220T AIRPLANE PARTS CATALOG

Figure and Index Number	Part Number	Code	Nomenclature	No. Req.	Serial Numbers Affected
27-	39485		DRAWING - Main Gear Installation		
-1	39484-08	A	GEAR ASSEMBLY - Main, left (less tire, tube, wheel and brake assembly)	1	
	39484-09	A	GEAR ASSEMBLY - Main, right (less tire, tube, wheel and brake assembly)	1	
-2	39499-02	E	FITTING ASSEMBLY - Forward trunnion, left	1	
	39499-03	E	FITTING ASSEMBLY - Forward trunnion, right	1	
-3	460 823		* FITTING - Lubricator (AS15001-1-P)	1	
-4	484 719		* RING - Retainer (5008-175)	2	
-5	452 575		* BEARING - Spherical (PS10020-10-2)	1	
-6	62833-44		* SPACER	AR	
-7	39497 02	E	FITTING ASSEMBLY - Aft trunnion	2	
-8	460 690		* FITTING - Lubricator (MS15002-3)	1	
-9	484 719		* RING - Retainer (5008-175)	2	
-10	452 575		* BEARING - Spherical (PS10020-10-2)	1	
-11	62833-44		* SPACER	AR	
-12	39470-02		TRUSS ASSEMBLY - Main gear, left	1	
	39470-03		TRUSS ASSEMBLY - Main gear, right	1	
-13	39474-02	B	* LINK - Main gear side brace, upper	1	
	39474-03	C	* LINK - Main gear side brace, upper	1	
-14	39472-02		* LINK ASSEMBLY - Main gear downlock, left	1	
	39472-03		* LINK ASSEMBLY - Main gear downlock, right	1	
-14A	87732-02		** BRACKET ASSY - Downlock	1	
-15	452 202		** BEARING - (06BU08)	1	
-16	452 793		** BEARING - (PS10020-20-10)	1	
-17	86700-40		* BUSHING	4	
-18	63900-89		* BUSHING	2	
-19	63900-130		* BUSHING	2	
-20	67024-00	D	* PLATE - Left gear front, right gear aft	1	
	67024-01	D	* PLATE - Right gear front, left gear aft	1	
-21	67028-00		* HOOK - Main gear truss assembly	1	
-21a	67028-03		* HOOK - Main gear truss assembly (left gear)	1	
	67028-04		* HOOK - Main gear truss assembly (right gear)	1	
-22	67031-02		* FITTING - Gear retraction, left	1	
	67031-03		* FITTING - Gear retraction, right	1	
-23	690 402		* FORK - (MS21252-3RS)	1	
-24	599 677		* EYE - Turnbuckle (MS21254-3LS)	1	
-25	554 979		* CLIP - Turnbuckle (MS21256-1)	1	
-26	690 401		* BARREL - Turnbuckle (MS21251B3S)	1	
-27	402 934		* BOLT - (NAS464P6-18)	1	
	690 629		* WASHER - (NAS1149F0663P)	1	
	404 395		* NUT - (AN320-6)	1	
	424 059		* COTTER PIN - (MS24665-283)	1	
-28	400 880		* BOLT - (AN23-28)	1	
	690 609		* WASHER - (NAS1149F0332P)	2	
	404 100		* NUT - (AN310-3)	1	
	424 051		* COTTER PIN - (MS24665-132)	1	
-29	400 880		* BOLT - (AN23-28)	1	
	690 612		* WASHER - (NAS1149F0363P)	2	
	690 609		* WASHER - (NAS1149F0332P)	1	
	404 100		* NUT - (AN310-3)	1	
	424 051		* COTTER PIN - (MS24665-132)	1	
-30	424 181		* PIN - (MS20392-2C25)	1	
	690 609		* WASHER - (NAS1149F0332P)	1	
	424 051		* COTTER PIN - (MS24665-132)	1	
-31	86700-30		* BUSHING	1	

When ordering, always specify Part Number, Description, and Serial Number of Aircraft

Revised: March 10, 2009

# PIPER AIRCRAFT PA-34-220T AIRPLANE PARTS CATALOG

Figure and Index Number	Part Number	Code	Nomenclature	No. Req.	Serial Numbers Affected
27-32	690 618		* WASHER - (NAS1149FN816P)	AR	
-33	400 711		* BOLT - (AN24-26)	1	
	690 611		* WASHER - (NAS1149F0463P)	1	
	404 393		* NUT - (AN320-4)	1	
	424 051		* COTTER PIN - (MS24665-132)	1	
-34	690 611		* WASHER - (NAS1149F0463P)	AR	
	690 613		* WASHER - (NAS1149F0432P)	AR	
-35	39478-04		BRACKET ASSEMBLY - Main gear truss, left	1	
	39478-05		BRACKET ASSEMBLY - Main gear truss, right	1	
-36	484 717		* RING - Snap (5000-118)	1	
-37	39480-02		* BUSHING - Main gear truss	1	
-38	39479-02		* PIN - Main gear truss	1	
-39	460 801		* FITTING - Lubricator (MS15001-4)	1	
-40	67202-00		SWIVEL ASSEMBLY - Side brace spring attachment	2	
-41	67203-00		SPRING - Main gear downlock	2	
-42	400 012		BOLT - (AN4-17A)	2	
	62833-124		WASHER	2	
-43	67198-00		WASHER - Main gear	2	
-44	401 335		BOLT - (AN4-40A)	2	
-45	406 660		NUT - Barrel (1452-048)	4	
-46	401 188	E	BOLT - (AN5-10A)	4	
	690 628	E	WASHER - (NAS1149F0563P)	8	
-47	401 188	E	BOLT - (AN5-10A)	4	
	690 628	E	WASHER - (NAS1149F0563P)	AR	
	404 889	E	NUT - (MS20365-524C)	4	
-48	402 978		BOLT - (NAS464P10A-49)	2	
	690 633		WASHER - (NAS1149F1063P)	4	
	506 629		NUT - (MS21083-N10)	2	
-49	402 921		BOLT - (NAS464P6-20)	2	
	690 629		WASHER - (NAS1149F0663P)	2	
	404 395		NUT - (AN320-6)	2	
	424 059		COTTER PIN - (MS24665-283)	2	
-50	400 451		BOLT - (AN3-20A)	1	
	690 612		WASHER - (NAS1149F0363P)	1	
	404 526		NUT - (MS21042-3)	1	
-51	67502-00		RETAINER ASSEMBLY - Main gear	2	
-52	39487-02		BUSHING - Tapered, truss assembly	4	
-53	95061-64		SPACER - Spring attachment	2	
-54	63900-85		BUSHING - Spring attachment	2	
-55	62833-133		WASHER	4	

When ordering, always specify Part Number, Description, and Serial Number of Aircraft

PIPER AIRCRAFT  
PA-34-220T  
AIRPLANE PARTS CATALOG

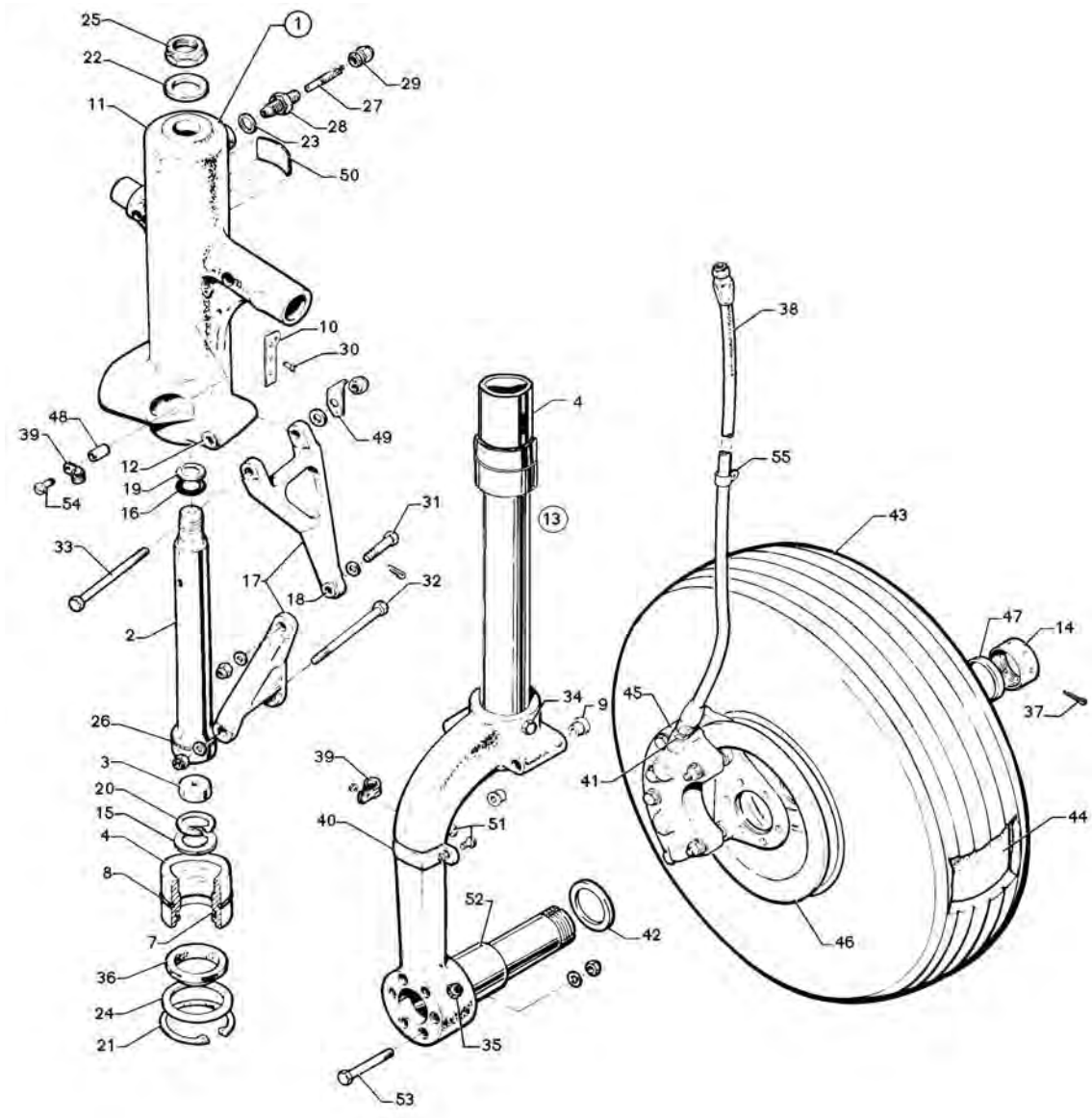


Figure 28. Main Gear Assembly

Revised: June 10, 2008

**PIPER AIRCRAFT  
PA-34-220T  
AIRPLANE PARTS CATALOG**

---

CODE EXPLANATIONS FOR FIGURE 28

- A - See figure 30 for component parts.
- B - See figure 29 for component parts.
- C - Used if heavy duty brakes, wheels and tires are installed.
- D - Before ordering, determine if existing strut tube bearing assembly incorporates (1) O-ring or (1) O-ring and back-up ring or (1) T seal and (2) back-up rings on inside groove of bearing. If (1) O-ring is installed, order part number 484 832. If (1) O-ring and (1) back-up ring or (1) T seal and (2) back-up rings are installed, order part number 485 082.
- E - See latest revision of Piper Service Bulletin 787.

**PIPER AIRCRAFT  
PA-34-220T  
AIRPLANE PARTS CATALOG**

Figure and Index Number	Part Number	Code	Nomenclature	No. Req.	Serial Numbers Affected
28-	39485		DRAWING - Main Gear Installation		
-1	39484-08		GEAR ASSEMBLY - Main, left (less tire, tube, wheel and brake assembly)	1	
	39484-09		GEAR ASSEMBLY - Main, right (less tire, tube, wheel and brake assembly)	1	
-2	39481-02		* TUBE - Orifice	1	
-3	79800-02		* PLATE - Orifice	1	
-4	87284-07		* BEARING ASSEMBLY - Strut tube	1	
-5	-----				
-6	-----				
-7	484 832	D	** O-RING - (MS28775-328)	1	
	485 082	D	** T-SEAL & BACK UP RING KIT - (7328FS-160-1)	1	
-8	462 034		** O-RING - (AN6230-5)	1	
-9	67026-07		* BUSHING	2	
-10	67753-00		* PLATE - Spring attachment	1	
-11	39486-14	E	* TRUNNION ASSEMBLY - Main gear, left	1	
	39486-15	E	* TRUNNION ASSEMBLY - Main gear, right	1	
-12	67026-13		** BUSHING - Trunnion assembly	2	
-13	39489-03		* STRUT ASSEMBLY - Main gear	2	
-14	66820-00		** NUT - Main gear axle assembly	1	
-15	584 127		* RING - Retainer (5953)	1	
-16	484 790		* O-RING - (MS28775-210)	1	
-17	105041-02		* LINK ASSEMBLY - Main gear torque	2	
-18	453 721		** BUSHING	1	
-19	484 714		* RING - Retainer (MS28782-15)	1	
-20	484 684		* RING - Snap (N5000-118MD)	1	
-21	485 193		* RING - Snap (3000 X 250 STZD)	1	
-22	80122-89		* WASHER - Main gear	1	
-23	462 024		* GASKET - Air valve (AN901-5A)	1	
-24	80122-132		* WASHER - Main gear	1	
-25	404 843		* NUT - (MS21245-L12)	1	
-26	484 828		* RING - Compression (R19047)	1	
-27	85571-02		* VALVE ASSEMBLY	1	
	455 124		** CORE - Air valve (AN809-1)	1	
-28	453 124		** BODY - Air valve (AV812-1-03)	1	
-29	553 891		** CAP - Air valve (MS20813-1)	1	
-30	401 266		* BOLT - (AN3-5A)	2	
	690 609		* WASHER - (NAS1149F0332P)	2	
	404 526		* NUT - (MS21042-3)	2	
-31	691 308		* BOLT - (NAS6604D17)	1	
	690 611		* WASHER - (NAS1149F0463P)	4	
	404 101		* NUT - (AN310-4)	1	
	424 052		* COTTER PIN - (MS24665-134)	1	
-32	691 315		* BOLT - (NAS6605D46)	1	
	690 628		* WASHER - (NAS1149F0563P)	1	
	404 102		* NUT - (AN310-5)	1	
	424 052		* COTTER PIN - (MS24665-134)	1	
-33	691 315		* BOLT - (NAS6605D46)	1	
	690 628		* WASHER - (NAS1149F0563P)	2	
	404 102		* NUT - (AN310-5)	1	
	424 052		* COTTER PIN - (MS24665-134)	1	
-34	402 990		* BOLT - (NAS464P5LA-41)	2	
	690 619		* WASHER - (NAS1149F0532P)	4	
	404 889		* NUT - (MS20365-524C)	2	

When ordering, always specify Part Number, Description, and Serial Number of Aircraft

Revised: March 10, 2009

# PIPER AIRCRAFT PA-34-220T AIRPLANE PARTS CATALOG

Figure and Index Number	Part Number	Code	Nomenclature	No. Req.	Serial Numbers Affected
28-35	401 329		* BOLT - (AN4-31A)	1	
	690 613		* WASHER - (NAS1149F0432P)	1	
	404 888		* NUT - (MS20365-428C)	1	
-36	187 628		* STRIP - Wiper (4615SHD1875)	1	
-37	424 071		COTTER PIN - (MS24665-360)	1	
-38	63901-118		HOSE ASSEMBLY - Brake line	2	
-39	554 621		CLAMP - (PS10017-14-8)	4	
-40	67277-00		CLAMP	2	
-41	476 647		NIPPLE - (AN816-3D)	2	
-42	63484-00		BUSHING - Main gear	2	
-43	451 731		TIRE - (6 00 x 6, 8 ply, Type 111) McCreary	2	
	451 747	C	TIRE - (6 00 x 6, 8 ply, Type 111) (heavy duty)	2	
	761 975	C	TIRE - (6 00 x 6, 8 ply) B. F. Goodrich (heavy duty)	2	
	761 996	C	TIRE - (6 00 x 6, 8 ply) McCreary Airhawk (heavy duty)	2	
-44	451 735		TUBE - (6 00 x 6)	2	
-45	551 713	A	BRAKE ASSEMBLY - Main (30-65)	2	
	551 725	A,C	BRAKE ASSEMBLY - Main (30-83A) (heavy duty)	2	
-46	551 765	B	WHEEL ASSEMBLY - Main (40-90A)	2	
	551 770	B,C	WHEEL ASSEMBLY - Main (40-120C) (heavy duty)	2	
-47	63900-115		BUSHING - Main gear axle	1	
-48	63900-11		BUSHING - Main gear	2	
-49	36774-03		BRACKET - Squat switch, left	1	
-50	87369-24		PLACARD - Oleo service instructions	2	
-51	411 533		SCREW - (MS35207-264)	2	
	690 609		WASHER - (NAS1149F0332P)	2	
	404 526		NUT - (MS21042-3)	2	
-52	63900-103		BUSHING - Main gear	2	
-53	401 320		BOLT - (AN4-C20A)	12	
	690 664		WASHER - (NAS1149C0463R)	12	
	404 888		NUT - (MS20365-428C)	12	
-54	400 875		BOLT - (AN23-23A)	2	
	404 526		NUT - (MS21042-3)	2	
-55	554 735		CLAMP - (PS10017-15-8)	2	

When ordering, always specify Part Number, Description, and Serial Number of Aircraft



PIPER AIRCRAFT  
PA-34-220T  
AIRPLANE PARTS CATALOG

---

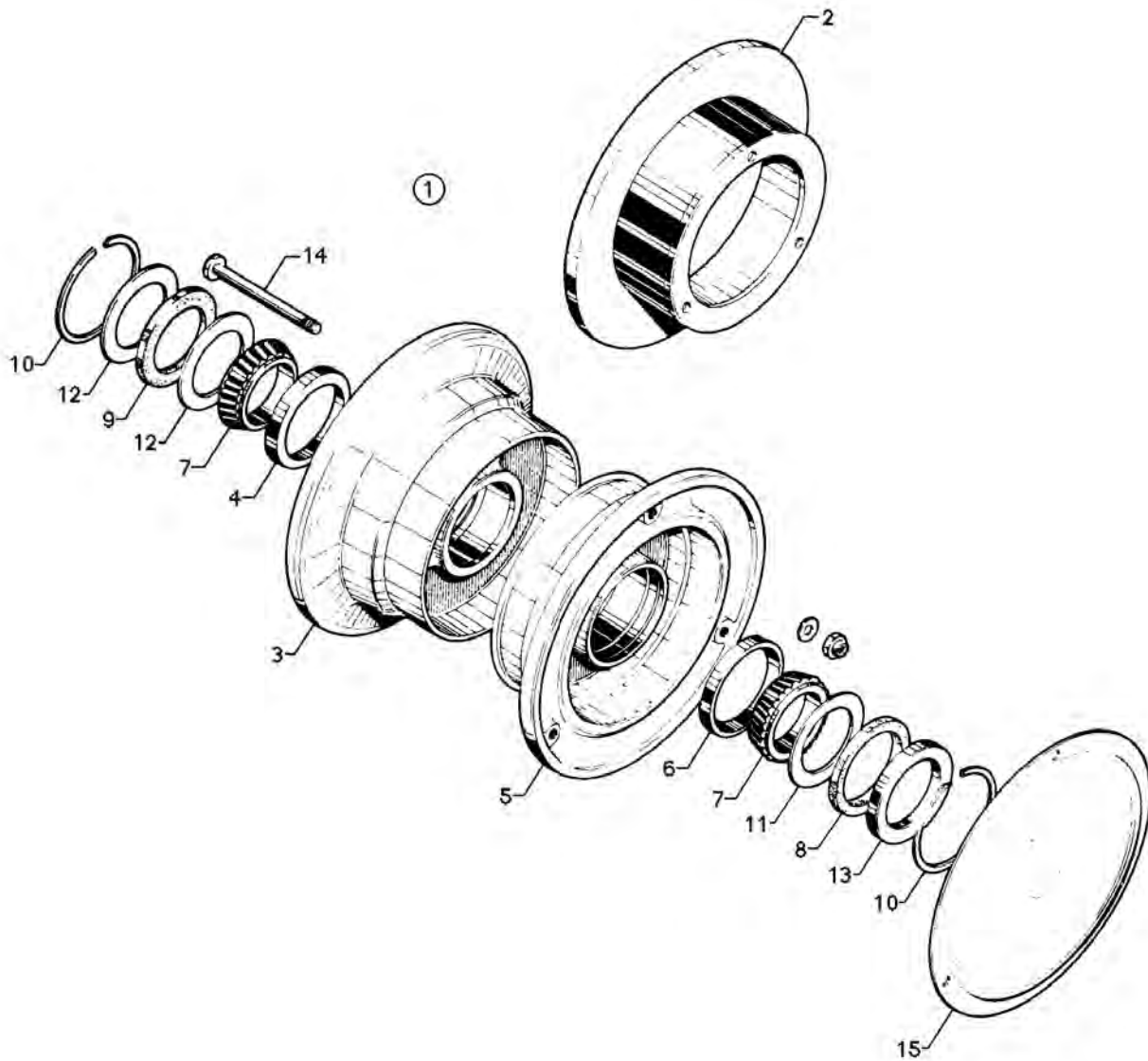


Figure 29. Main Wheel Assembly (Cleveland)

Revised: June 10, 2008

**PIPER AIRCRAFT  
PA-34-220T  
AIRPLANE PARTS CATALOG**

---

CODE EXPLANATIONS FOR FIGURE 29

- A - Used on Wheel Assembly 40-90A only.
- B - Used on Wheel Assembly 40-120C only.

**PIPER AIRCRAFT  
PA-34-220T  
AIRPLANE PARTS CATALOG**

Figure and Index Number	Part Number	Code	Nomenclature	No. Req.	Serial Numbers Affected
29-1	551 765		WHEEL ASSEMBLY - Main (40-90A)	2	
	551 770		WHEEL ASSEMBLY - Main (40-120C) (heavy duty)	2	
-2	754 554	A	* DISC ASSEMBLY - Brake (164-22A)	1	
	754 614	B	* DISC ASSEMBLY - Brake (164-46)	1	
-3	756 666	A	* WHEEL HALF ASSEMBLY - Inner (161-47)	1	
	763 751	B	* WHEEL HALF ASSEMBLY - Inner (161-93B)	1	
-4	751 494		** CUP - Bearing (13836)	1	
-5	756 665	A	* WHEEL HALF ASSEMBLY - Outer (162-45) (with valve hole)	1	
	763 752	B	* WHEEL HALF ASSEMBLY - Outer (162-87B) (with valve hole)	1	
-6	751 494		** CUP - Bearing (13836)	1	
-7	751 489		* BEARING - Cone (13889)	2	
-8	751 810		* FELT - Grease seal (154-13)	1	
-9	751 772		* FELT - Grease seal (154-3)	1	
-10	752 830		* RING - Snap (155-1)	2	
-11	755 929		* RING - Grease seal (153-3)	1	
-12	755 999		* RING - Grease seal (153-4)	2	
-13	755 930		* RING - Grease seal (153-15)	1	
-14	753 473	A	* BOLT - (AN5-36A)	3	
	401 375	B	* BOLT - (AN5-35A)	6	
	690 628	A	* WASHER - (NAS1149F0563P)	9	
	690 628	B	* WASHER - (NAS1149F0563P)	6	
	404 889	A	* NUT - (AN365-524)	3	
	404 889	B	* NUT - (AN365-524)	6	
-15	83710-02		CAP - Hub	2	

When ordering, always specify Part Number, Description, and Serial Number of Aircraft

Revised: March 10, 2009

**PIPER AIRCRAFT  
PA-34-220T  
AIRPLANE PARTS CATALOG**

---

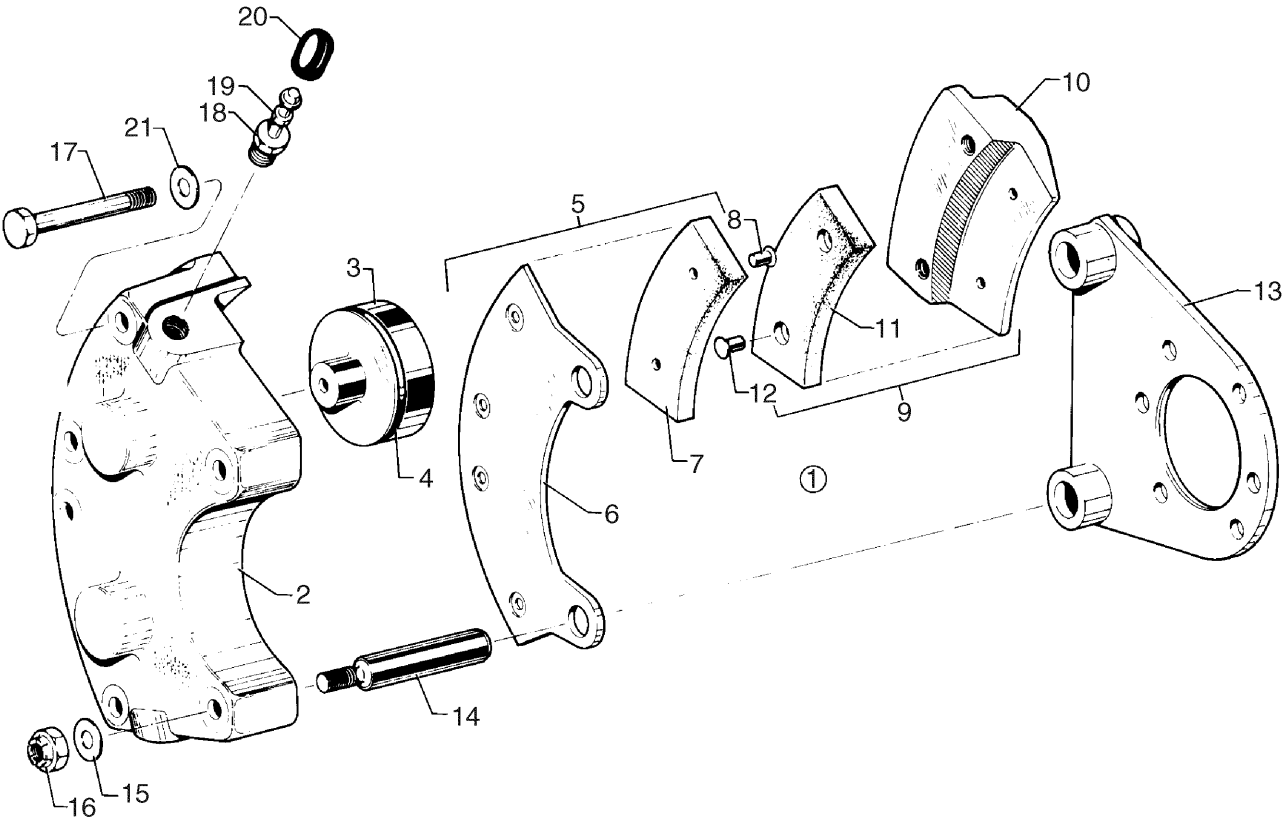


Figure 30. Brake Assembly

Revised: March 10, 2009

**PIPER AIRCRAFT  
PA-34-220T  
AIRPLANE PARTS CATALOG**

---

CODE EXPLANATIONS FOR FIGURE 30

- A - Used on Brake Assembly 30-65 only.
- B - Used on Brake Assembly 30-83A only.

**PIPER AIRCRAFT  
PA-34-220T  
AIRPLANE PARTS CATALOG**

Figure and Index Number	Part Number	Code	Nomenclature	No. Req.	Serial Numbers Affected
30-1	551 713		BRAKE ASSEMBLY - (30-65)	2	
	551 725		BRAKE ASSEMBLY - (30-83A) (heavy duty)	2	
-2	753 936	A	* CYLINDER - Brake (61-18)	1	
	763 359	B	* CYLINDER - Brake (61-100)	1	
-3	755 887	A	* PISTON - (62-15)	2	
	757 483	B	* PISTON ASSEMBLY - (92-18)	2	
-4	484 945		* O-RING - (MS28775-222)	2	
-5	757 207	A	* PLATE ASSEMBLY - Pressure (73-10)	1	
	757 485	B	* PLATE ASSEMBLY - Pressure (73-16)	1	
-6	757 208	A	** PLATE - Pressure (63-11)	1	
-7	752 342	A	** LINING - Pressure plate (66-105)	2	
	761 197	B	** LINING - Pressure plate (66-62)	2	
-8	752 826	A	** RIVET - Pressure plate lining (561)	4	
-9	755 885	A	* PLATE ASSEMBLY - Back (74-10)	2	
	757 484	B	* PLATE ASSEMBLY - Back (74-30)	2	
-10	755 886	A	** PLATE - Back (64-15)	2	
-11	752 342	A	** LINING - Back plate (66-105)	2	
	761 197	B	** LINING - Back plate (66-62)	2	
-12	752 826	A	** RIVET - Back plate lining (561)	4	
-13	757 209		* TORQUE PLATE ASSEMBLY - (75-39)	1	
-14	753 407		* BOLT - Anchor (69-4)	2	
-15	690 613		* WASHER - (NAS1149F0432P)	2	
-16	404 888		* NUT - (AN365-42B)	2	
-17	758 538	A	* BOLT - (LP4-21AM)	4	
	758 539	B	* BOLT - (ABP4-20A)	4	
-18	752 966		* SEAT - Bleeder (37-206)	1	
-19	752 965		* SCREW - Bleeder (79-3)	1	
-20	753 850		* CAP - Bleeder (183-1)	1	
-21	690 611	A	* WASHER - (NAS1149F0463P)	4	
	690 613	B	* WASHER - (NAS1149F0432P)	4	

When ordering, always specify Part Number, Description, and Serial Number of Aircraft

PIPER AIRCRAFT  
PA-34-220T  
AIRPLANE PARTS CATALOG

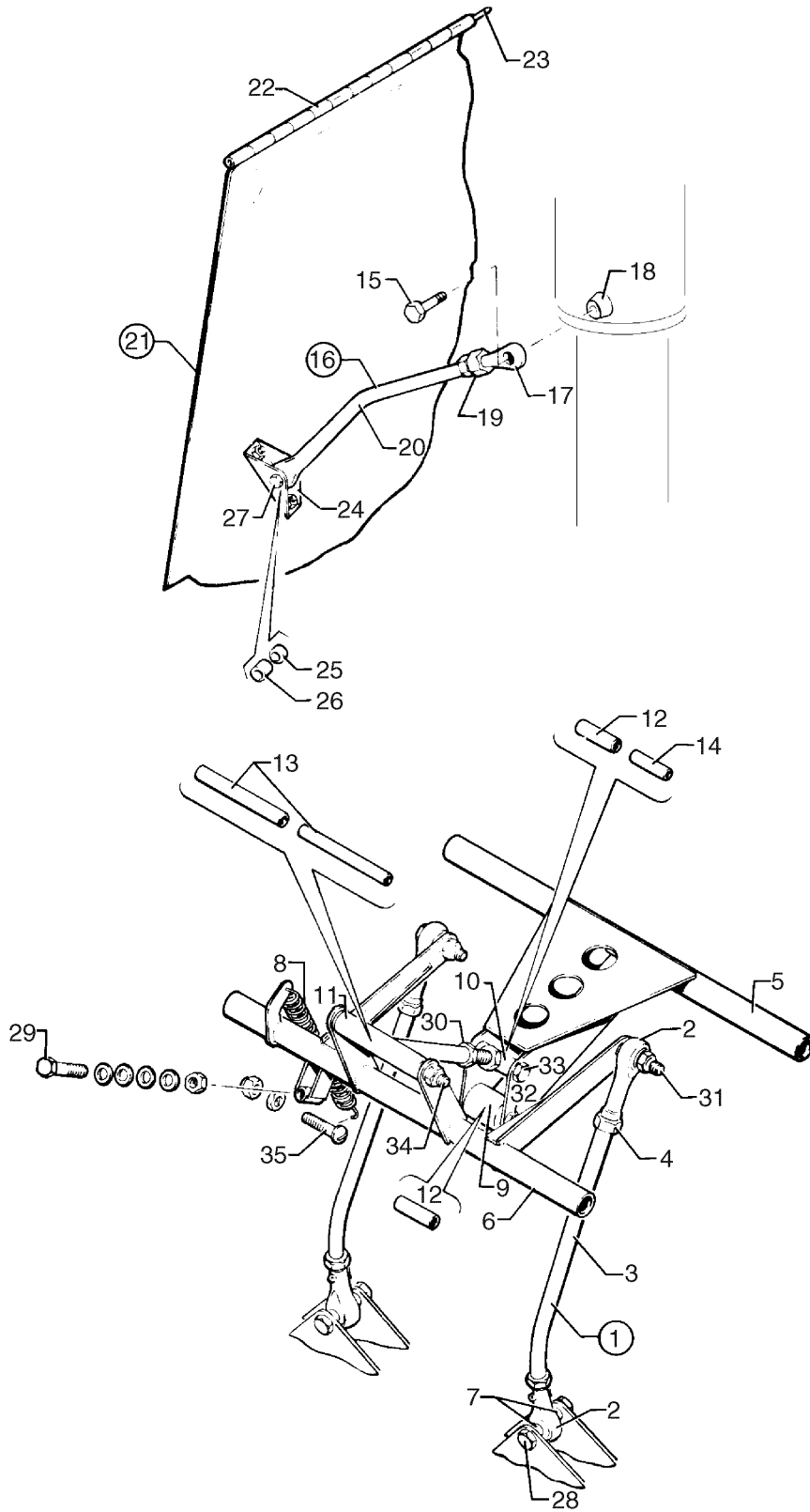


Figure 31. Nose and Main Gear Door Actuation Installations

Revised: March 10, 2009

**PIPER AIRCRAFT  
PA-34-220T  
AIRPLANE PARTS CATALOG**

---

CODE EXPLANATIONS FOR FIGURE 31

A - Items 16 through 27 are component parts of wing assembly.



**PIPER AIRCRAFT  
PA-34-220T  
AIRPLANE PARTS CATALOG**

Figure and Index Number	Part Number	Code	Nomenclature	No. Req.	Serial Numbers Affected
31-	95743 37093		DRAWING - Nose Gear Door Actuation Installation DRAWING - Wing Assembly (Complete)		
-1	95772-00		ROD ASSEMBLY - Nose gear door actuation	2	
-2	452 335		* ROD - End bearing	2	
-3	95772-02		* ROD - Nose gear door actuation	1	
-4	404 322		* NUT - (AN316-4R)	2	
-5	95771-00		TUBE ASSEMBLY - Nose gear door actuation	1	
-6	95770-00		TUBE ASSEMBLY - Nose gear door actuation	1	
-7	95061-64		BUSHING	4	
-8	67363-00		SPRING - Nose gear door	1	
-9	67360-00		ROLLER - Nose gear door link	1	
-10	67358-00		LINK ASSEMBLY - Nose gear door	1	
-11	67357-00		LINK ASSEMBLY - Nose gear door	1	
-12	65003-27		BUSHING - Nose gear door actuation	2	
-13	67356-201		SLEEVE AND BUSHING ASSEMBLY - Nose gear door actuating	1	
-14	63882-29		SLEEVE - Teflon, nose gear door actuation	1	
-15	401 261		BOLT - (AN3H-12A)	2	
	690 617		WASHER - (NAS1149C0363R)	2	
	690 614		WASHER - (NAS1149C0332R)	4	
	63900-145		BUSHING	2	
-16	37722-02	A	ROD ASSEMBLY - Main gear door	2	
-17	452 335		* BEARING - Rod end (PS10020-2-1RX)	1	
-18	452 584		* BEARING - (PS10020-7-3)	1	
-19	404 321		* NUT - (AN316-C4R)	1	
-20	37722-03		* ROD ASSEMBLY - Main gear door	1	
-21	67090-14		DOOR ASSEMBLY - Main gear, left	1	
	67090-15		DOOR ASSEMBLY - Main gear, right	1	
-22	67093-04		* HINGE - Half, main gear door, left	1	
	67093-05		* HINGE - Half, main gear door, right	1	
-23	63744-11		PIN - Hinge, main gear door	2	
-24	67091-00		BRACKET - Main gear door	2	
-25	63900-73		BUSHING - (.19 long)	2	
-26	62833-103		WASHER - (.080 thick)	2	
-27	400 867		BOLT - (AN23-15A)	2	
	690 617		WASHER - (NAS1149C0363R)	2	
	404 526		NUT - (MS21042-3)	2	
-28	403 057		BOLT - (AN3-C12A)	2	
	690 617		WASHER - (NAS1149C0363R)	2	
	404 526		NUT - (MS20365-1032C)	2	
-29	403 056		BOLT - (AN3-C11A)	1	
	690 617		WASHER - (NAS1149C0363R)	4	
	404 526		NUT - (MS21042-3)	1	
-30	404 321		NUT - (AN316-C4R)	1	
-31	403 054		BOLT - (AN3-C7A)	2	
	690 614		WASHER - (NAS1149C0332R)	4	
	404 526		NUT - (MS21042-3)	2	
-32	401 275		BOLT - (AN3-C14A)	1	
	690 664		WASHER - (NAS1149C0463R)	2	
	690 614		WASHER - (NAS1149C0332R)	1	
	404 526		NUT - (MS21042-3)	1	
-33	401 275		BOLT - (AN3-C14A)	1	
	690 614		WASHER - (NAS1149C0332R)	1	
	404 526		NUT - (MS21042-3)	1	

When ordering, always specify Part Number, Description, and Serial Number of Aircraft

Revised: March 10, 2009

**PIPER AIRCRAFT  
PA-34-220T  
AIRPLANE PARTS CATALOG**

<b>Figure and Index Number</b>	<b>Part Number</b>	<b>Code</b>	<b>Nomenclature</b>	<b>No. Req.</b>	<b>Serial Numbers Affected</b>
31-34	401 287		BOLT - (AN3-C31A)	1	
	690 614		WASHER - (NAS1149C0332R)	2	
	690 617		WASHER - (NAS1149C0363R)	1	
	404 526		NUT - (MS21042-3)	1	
-35	410 324		SCREW - (MS27039C1-12)	1	
	404 243		NUT - (AN315-C3R)	1	
	404 526		NUT - (MS21042-3)	1	

When ordering, always specify Part Number, Description, and Serial Number of Aircraft

Revised: March 10, 2009

PIPER AIRCRAFT  
PA-34-220T  
AIRPLANE PARTS CATALOG

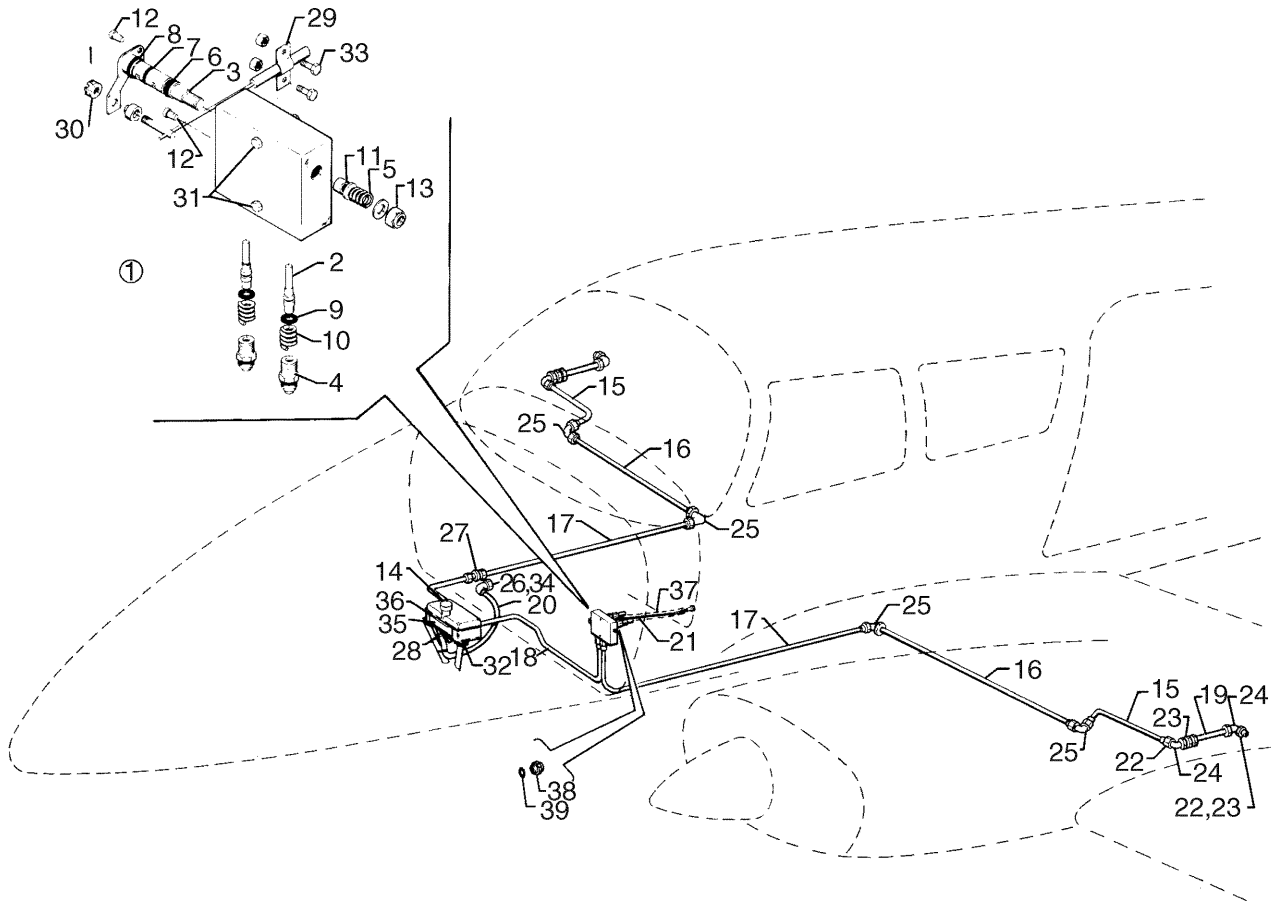


Figure 32. Brake System Installation

Revised: March 10, 2009

**PIPER AIRCRAFT  
PA-34-220T  
AIRPLANE PARTS CATALOG**

---

CODE EXPLANATIONS FOR FIGURE 32

A - Reference Piper Service Bulletin #976, - latest revision.

**PIPER AIRCRAFT  
PA-34-220T  
AIRPLANE PARTS CATALOG**

Figure and Index Number	Part Number	Code	Nomenclature	No. Req.	Serial Numbers Affected
32-	36720		DRAWING - Brake System Installation		
-1	491 978	A	VALVE ASSEMBLY - Parking (60-3C)	1	
-2	753 110		* VALVE - (146-2)	2	
-3	757 879		* CAM ASSEMBLY - (181-00301)	1	
-4	476 647		* FITTING - Tube (AN816-3D)	2	
-5	756 119		* SPRING - (82-10)	1	
-6	484 787		* O-RING - (MS28775-008)	1	
-7	484 818		* O-RING - (MS28775-010)	1	
-8	484 934		* O-RING - (MS28775-011)	1	
-9	484 675		* O-RING - (MS28775-006)	2	
-10	762 333		* SPRING - (82-44)	2	
-11	751 445		* BUSHING - (145-7)	1	
-12	757 238		* PIN - (177-2)	2	
-13	690 612		* WASHER - (NAS1149F0363P)	2	
	404 156		* NUT - (MS21083N3)	1	
-14	96474-03		RESERVOIR ASSEMBLY - Brake system	1	
-15	86238-104		TUBE ASSEMBLY - Brake	2	
-16	86238-105		TUBE ASSEMBLY - Brake, left	1	
	86238-106		TUBE ASSEMBLY - Brake, right	1	
-17	86238-89		TUBE ASSEMBLY - Brake, left	1	
	86238-90		TUBE ASSEMBLY - Brake, right	1	
-18	86238-93		TUBE ASSEMBLY - Brake	1	
-19	67549-03		TUBE ASSEMBLY - Brake	2	
-20	63913-256		HOSE - (27.00" L.)	1	
-21	554 471		CABLE ASSEMBLY - Parking brake (PS50146-2-1)	1	
-22	458 899		ELBOW - (AN833-3D)	4	
-23	477 617		NUT - (AS5178D03)	4	
-24	690 629		WASHER - (NAS1149F0633P)	4	
-25	458 879		ELBOW - (AN821-3D)	4	
-26	558 850		ELBOW - (AN838-4D)	1	
-27	491 049		UNION - (AN815-3D)	1	
-28	488 702		STRAP - (MS3367-1-9)	2	
-29	66853-00		CLAMP - Cable	1	
-30	70371-02		FITTING - Swivel	1	
	70371-03		STUD - Swivel fitting	1	
	404 100		NUT - (AN310-3)	1	
	424 032		COTTER PIN - (MS24665-170)	1	
-31	401 274		BOLT - (AN3-15A)	2	
	690 609		WASHER - (NAS1149F0332P)	2	
	404 526		NUT - (MS21042-3)	2	
-32	419 923		SCREW - (8 x 1/2, TY B)	2	
	690 618		WASHER - (NAS1149FN816P)	2	
	603 350		NUT - (C1348-8Z1)	2	
-33	411 531		SCREW - (MS35207-262)	2	
	404 526		NUT - (MS21042-3)	2	
-34	690-626		WASHER - (NAS1149F0732P)	2	
	477 618		NUT - (AS5178D04)	1	
-35	96546-00		PLACARD - Brake reservoir	1	
-36	96548-00		PLACARD - Fluid level line, reservoir	1	
-37	63904-85		TUBE - Parking brake	1	
-38	491 050		UNION - (AN815-4D)	2	
-39	484 842		O-RING - (MS29512-04)	2	

When ordering, always specify Part Number, Description, and Serial Number of Aircraft

Revised: March 10, 2009

**PIPER AIRCRAFT  
PA-34-220T  
AIRPLANE PARTS CATALOG**

---

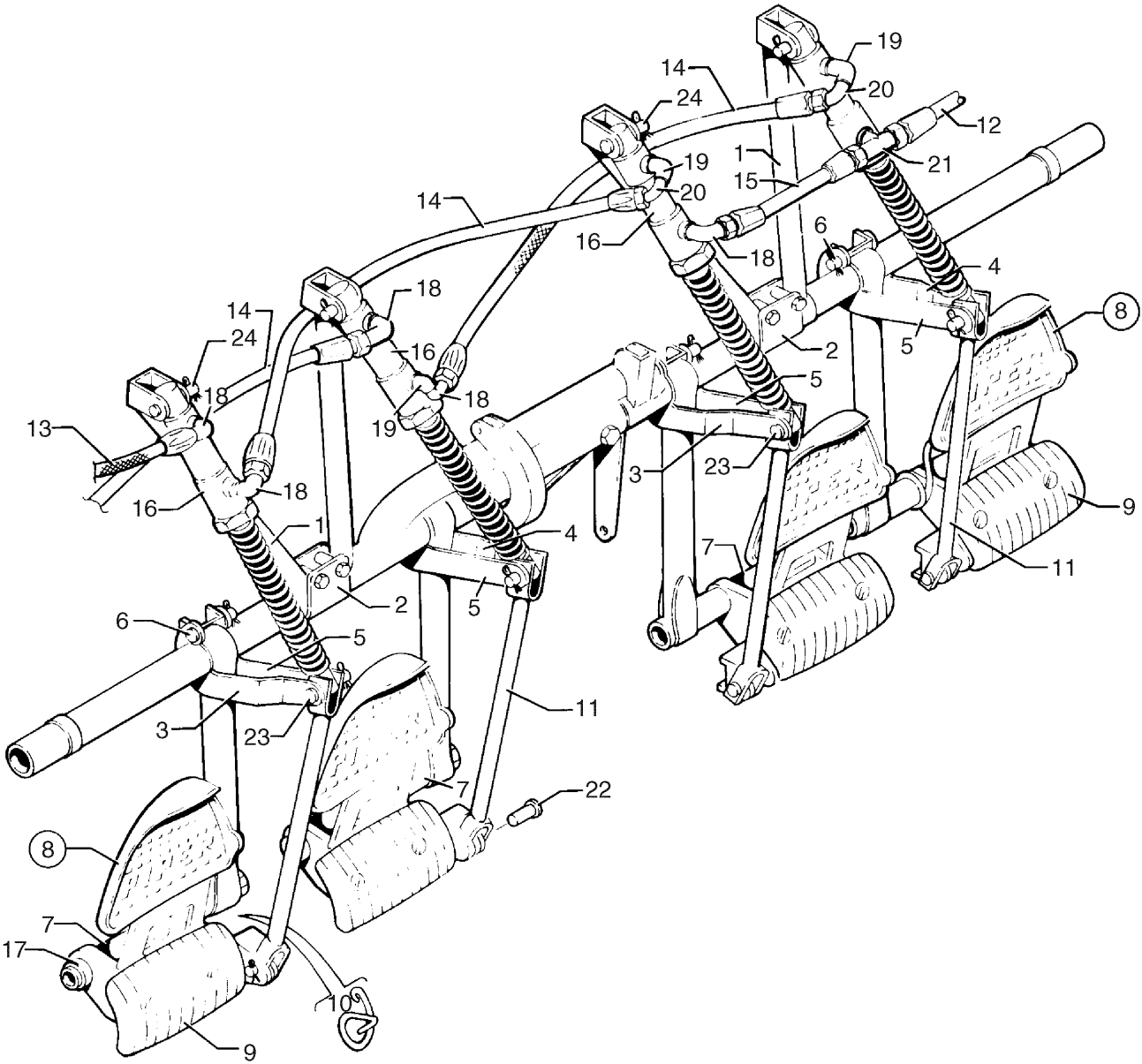


Figure 33. Toe Brake Installation

**PIPER AIRCRAFT  
PA-34-220T  
AIRPLANE PARTS CATALOG**

---

CODE EXPLANATIONS FOR FIGURE 33

A - See figure 34 for component parts.

# PIPER AIRCRAFT PA-34-220T AIRPLANE PARTS CATALOG

Figure and Index Number	Part Number	Code	Nomenclature	No. Req.	Serial Numbers Affected
33-	78599 37300 36720 95391		DRAWING - Dual Toe Brake Line Installation DRAWING - Control System Installation DRAWING - Brake System Installation DRAWING - Rudder, Dual Toe Brake Bar Assembly		
-1	63464-05		BRACE ASSEMBLY - Toe brake	2	
-2	63468-00		BRACKET - Toe brake	2	
-3	63469-00		ARM - Toe brake	2	
-4	63469-01		ARM - Toe brake	2	
-5	63470-00		ARM - Toe brake	4	
-6	424 357		PIN - Flat head (MS20392-2C39)	4	
-7	63478-00		SPACER - Toe pedal	4	
-8	63485-00 63485-02 63485-01 63485-03		PEDAL ASSEMBLY - Toe brake, left inboard PEDAL ASSEMBLY - Toe brake, left outboard PEDAL ASSEMBLY - Toe brake, right inboard PEDAL ASSEMBLY - Toe brake, right outboard	1 1 1 1	
-9	62867-02		* PAD ASSEMBLY - Brake pedal	1	
-10	63594-00 63594-01		CLIP - Spring, left outboard pedal CLIP - Spring, right outboard pedal	1 1	
-11	79430-00		CLEVIS ASSEMBLY - Toe brake	4	
-12	63901-31		HOSE ASSEMBLY - Flexible	1	
-13	63901-09		HOSE ASSEMBLY - Flexible	1	
-14	63901-29		HOSE ASSEMBLY - Flexible	3	
-15	63901-128		HOSE ASSEMBLY - Flexible	2	
-16	455 968 455 944	A A	CYLINDER ASSEMBLY - Master (10-30) Cleveland CYLINDER ASSEMBLY - Master (17000) Gar Kenyon	4 4	
-17	453 714		BEARING - Brake pedal (PS10065-37)	8	
-18	458 894		* ELBOW - (MS20822-4D)	5	
-19	458 904		* ELBOW - (AN914-1D)	3	
-20	558 806		* ELBOW - (MS20823-4D)	2	
-21	691 220		* TEE - (AS5197W040402)	1	
-22	424 175		PIN - Flat head (MS20392-2C13)	4	
-23	424 181		PIN - Flat head (MS20392-2C25)	4	
-24	424 184		PIN - Flat head (MS20392-2C31)	4	

When ordering, always specify Part Number, Description, and Serial Number of Aircraft



PIPER AIRCRAFT  
PA-34-220T  
AIRPLANE PARTS CATALOG

---

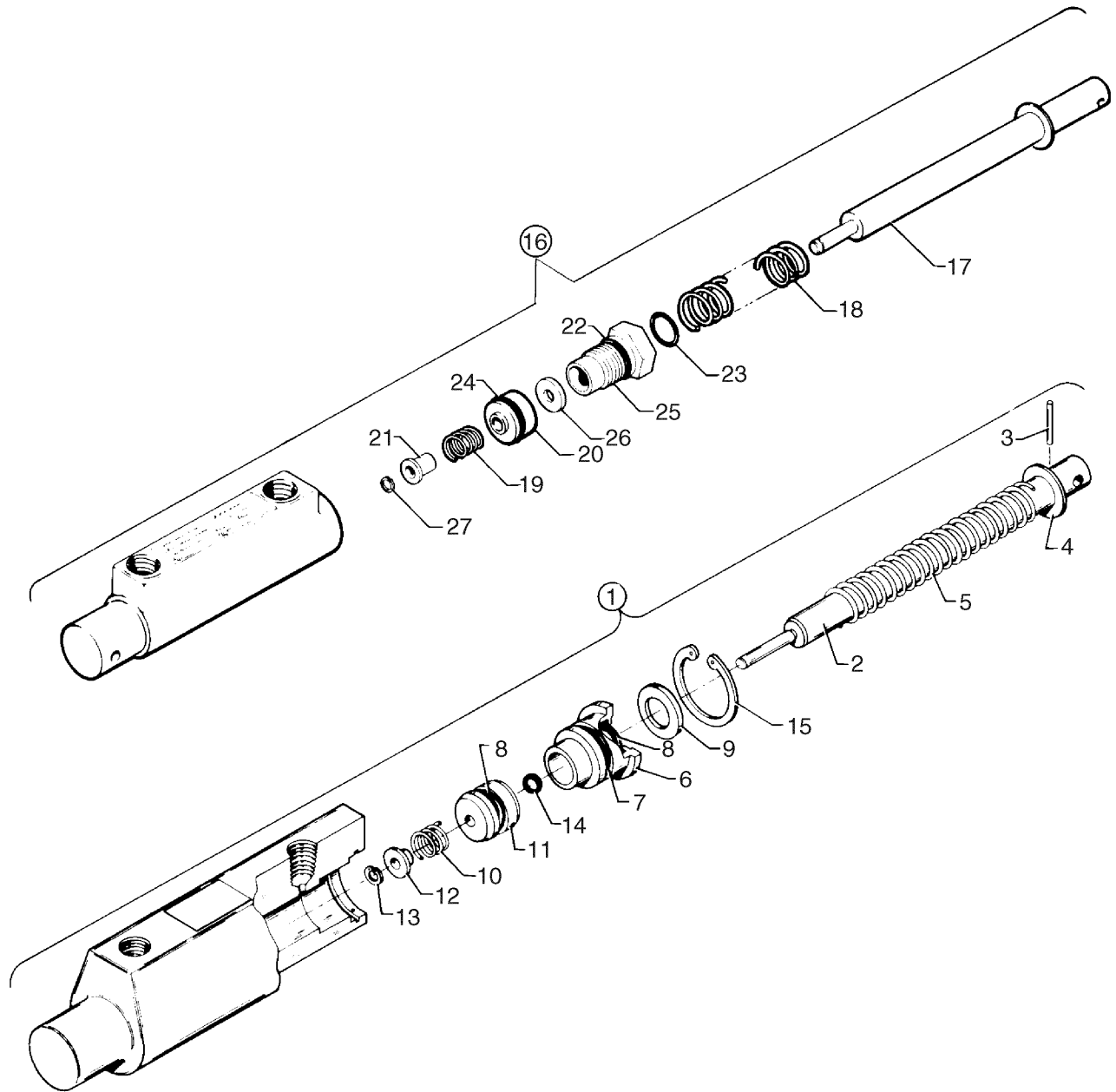


Figure 34. Toe Brake Master Cylinder Assembly

Revised: March 10, 2009

**PIPER AIRCRAFT  
PA-34-220T  
AIRPLANE PARTS CATALOG**

---

CODE EXPLANATIONS FOR FIGURE 34

**PIPER AIRCRAFT  
PA-34-220T  
AIRPLANE PARTS CATALOG**

Figure and Index Number	Part Number	Code	Nomenclature	No. Req.	Serial Numbers Affected
34-1	455 968		CYLINDER ASSEMBLY - Master (10-30) Cleveland	4	
-2	763 451		* PISTON ROD ASSEMBLY - (182-22)	1	
-3	757 318		** ROLL PIN - (MS16562-16)	1	
-4	690 620		** WASHER - (NAS1149F0632P)	1	
-5	756 118		** SPRING - (82-9)	1	
-6	755 082		** GLAND - Packing (141-25)	1	
-7	752 584		** O-RING - (MS28775-113)	1	
-8	485 114		** O-RING - (MS28775-110)	2	
-9	756 621		** WASHER - Wiper (095-01300)	1	
-10	757 580		** SPRING - (082-02100)	1	
-11	763 450		** PISTON - (148-25)	1	
-12	758 457		** BUSHING - (145-58)	1	
-13	762 586		** RING - Snap (155-48)	1	
-14	484 675		** O-RING - (MS28775-006)	1	
-15	762 587		* RING - Snap (155-47)	1	
-16	455 944		CYLINDER ASSEMBLY - Master (17000) Gar-Kenyon	4	
-17	757 480		* PISTON ROD AND RING ASSEMBLY - (95404) includes spring retaining ring	1	
-18	762 276		* SPRING - (17005)	1	
-19	762 277		* SPRING - (17006)	1	
-20	757 479		* PISTON - (17003)	1	
-21	762 275		* SLEEVE - (17007)	1	
-22	752 584		* O-RING - (MS28775-113)	1	
-23	484 788		* O-RING - (MS28775-012)	1	
-24	752 585		* O-RING - (MS28775-110)	1	
-25	754 848		* FITTING - (17002)	1	
-26	494 177		* SEAL - (110 3/16)	1	
-27	762 531		* RING - Retaining (XRC-313)	1	

When ordering, always specify Part Number, Description, and Serial Number of Aircraft

Revised: March 10, 2009

**PIPER AIRCRAFT  
PA-34-220T  
AIRPLANE PARTS CATALOG**

---

THIS PAGE INTENTIONALLY LEFT BLANK

PIPER AIRCRAFT  
PA-34-220T  
AIRPLANE PARTS CATALOG

---

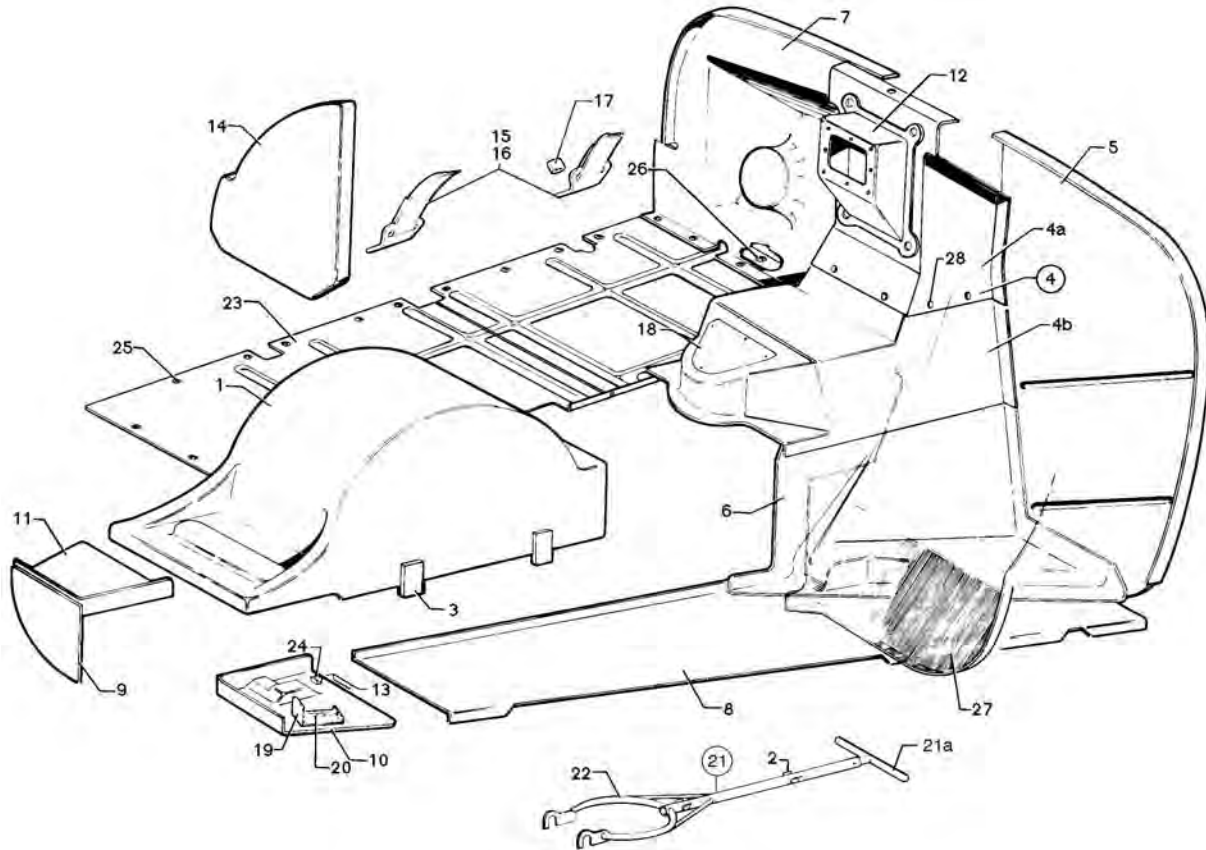


Figure 35. Forward Baggage Compartment Finishing Installation

Revised: June 10, 2008

**PIPER AIRCRAFT  
PA-34-220T  
AIRPLANE PARTS CATALOG**

---

CODE EXPLANATIONS FOR FIGURE 35

- A - Used on serial numbers 34-8133001 to 34-8333129 inclusive, 34-8433003 to 34-8433009 inclusive, 34-8433011, 34-8433014 to 34-8433024 inclusive.
- B - Used on serial numbers 34-8433001, 34-8433002, 34-8433010, 34-8433012, 34-8433013, 34-8433025 and up.
- C - Used on 14 volt system only.

**PIPER AIRCRAFT  
PA-34-220T  
AIRPLANE PARTS CATALOG**

Figure and Index Number	Part Number	Code	Nomenclature	No. Req.	Serial Numbers Affected
35-	87271		DRAWING - Forward Baggage Compartment Finishing Installation		
-1	95739-00		COVER ASSEMBLY - Nose wheel and battery box	1	
-2	554 763		* CLIP - Tow bar (225-XL)	1	
-3	554 132		DRAW CATCH AND LATCH ASSEMBLY - White (07-10-201-11)	3	
-4	87274-02		PANEL ASSEMBLY - Baggage compartment, center	1	
-4a	87274-03		* PANEL - Baggage compartment, upper	1	
-4b	87274-04		* PANEL - Baggage compartment, lower	1	
-5	87295-02	A	PANEL - Baggage compartment, left upper	1	
	87295-03	B	PANEL - Baggage compartment, left upper	1	
-6	96285-00		PANEL - Baggage compartment, left lower	1	
-7	87296-02		PANEL - Baggage compartment, right side	1	
-8	96287-00		PANEL - Baggage compartment floor	1	
-9	96467-00		PANEL - Electrical equipment	1	
-10	86463-00		DECK - Electrical equipment, left	1	
-11	96464-00		DECK - Electrical equipment, right	1	
-12	87299-02		COVER ASSEMBLY - Brake reservoir access	1	
-13	35669-12		PLACARD - Oil drain probe	1	
-14	96502-00		PANEL - Hydraulic pump protector	1	
-15	66804-00		STRAP ASSEMBLY - Baggage tie down, black (tip end)	2	
-16	66805-00		STRAP ASSEMBLY - Baggage tie down, black (buckle end)	2	
-17	63900-28		BUSHING - Baggage tie down	4	
-18	95791-13		COVER - Baggage compartment	1	
-19	37793-02		PLATE ASSEMBLY - Oil cooler winterization	2	
-20	63408-00		* PLACARD - Oil cooler winterization	1	
-21	96331-00		TOW BAR ASSEMBLY - Complete	1	
-21a	96331-03		TOW BAR ASSEMBLY - Upper	1	
-22	96331-02		TOW BAR ASSEMBLY - Lower	1	
-23	95742-00	C	DECK ASSEMBLY - Baggage	1	
-24	454 873		CLIP - Oil quick drain storage (125002)	1	
-25	419 918		SCREW - (#8 x 1/2 Type B)	17	
	477 771		NUT - (PS10031-2) Nylon	17	
-26	419 918		SCREW - (#8 x 1/2 Type B)	14	
	599 495		NUT - (A1793-8Z-1)	14	
-27	87443-02		PANEL - Closeout, oxygen cylinder, Sta. 31.04	1	
-28	477 778		NUT - Rubber - (PS10062-6-2)	AR	
	415 179		SCREW - (AN526C832R8)	AR	

When ordering, always specify Part Number, Description, and Serial Number of Aircraft

Revised: March 10, 2009

**PIPER AIRCRAFT**  
**PA-34-220T**  
**AIRPLANE PARTS CATALOG**

---

See Figure 36A for Interior Panels  
on serial numbers 3448038 and up.

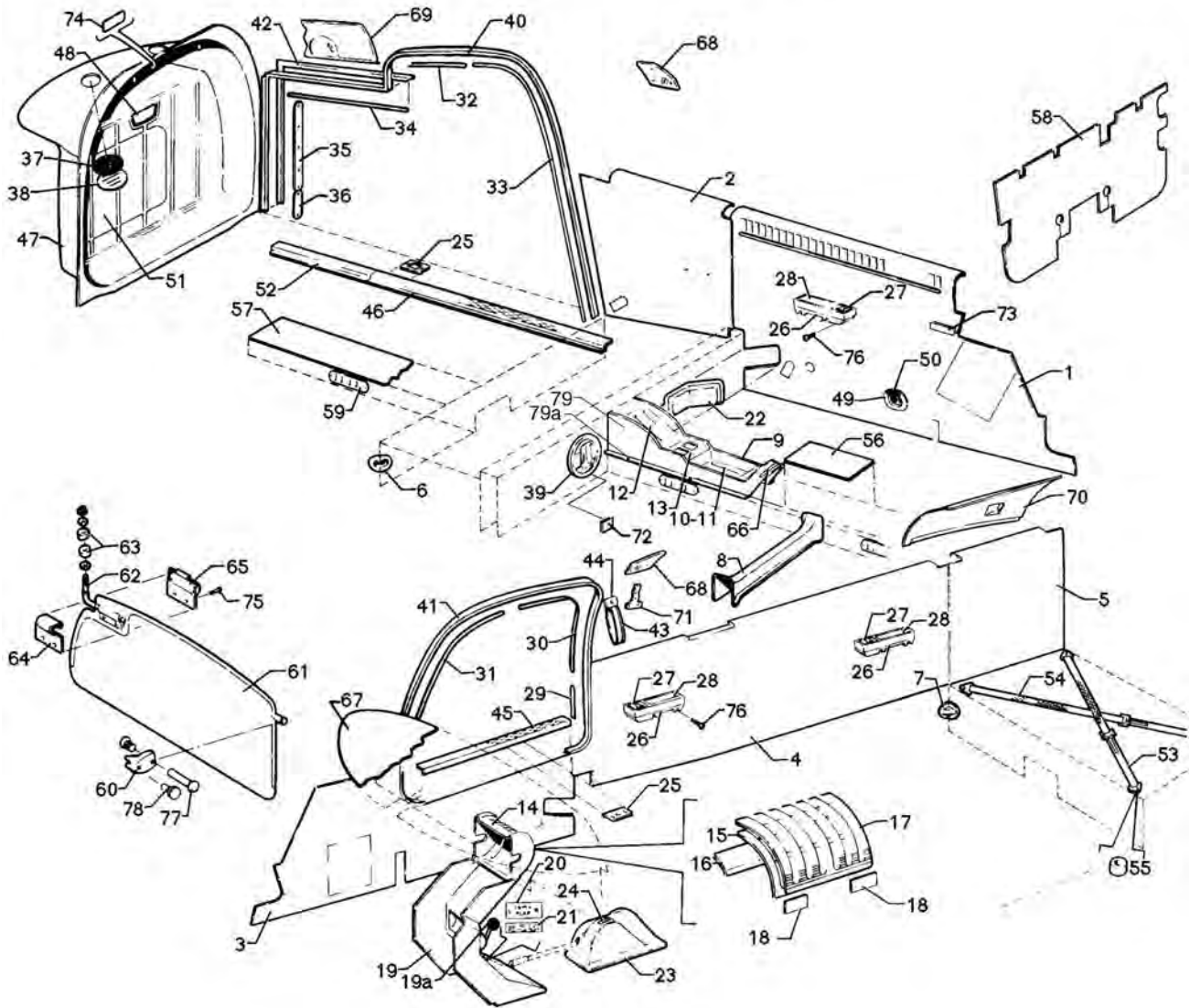


Figure 36. Cockpit Finishing Installation



**PIPER AIRCRAFT  
PA-34-220T  
AIRPLANE PARTS CATALOG**

---

CODE EXPLANATIONS FOR FIGURE 36

- A - Specify color when ordering.
- B - Used if optional center fuel tanks are installed.
- C - Used if fixed shoulder harnesses are installed.
- D - Used if shoulder belts with inertia reel are installed.
- E - See figure 36A for serial numbers 3448038 and up.
- F - Item not illustrated.

**PIPER AIRCRAFT  
PA-34-220T  
AIRPLANE PARTS CATALOG**

Figure and Index Number	Part Number	Code	Nomenclature	No. Req.	Serial Numbers Affected
36-	37579		DRAWING - Cockpit Finishing Installation		
	67954		DRAWING - Cockpit Finishing Installation (Luxurious)		
	87350		DRAWING - Interior Panel Installation		
	78354		DRAWING - Shoulder Harness Installation		
	87221		DRAWING - Sun Visor Installation		
	85200		DRAWING - Interior Installation		
-1	579 214		PANEL ASSEMBLY - Left front cockpit, white/camel/black (with heather carpet)	1	34-8133001 thru 34-8233215
	579 217		PANEL ASSEMBLY - Left front cockpit, dark blue (with dark blue carpet)	1	
	579 216		PANEL ASSEMBLY - Left front cockpit, dark blue (with heather carpet)	1	34-8133001 thru 34-8233215
	680 128		PANEL ASSEMBLY - Left front cockpit, light blue (velour) (with light blue carpet)	1	34-8333001 and up
	680 105		PANEL ASSEMBLY - Left front cockpit, blue (vinyl) (with light blue carpet)	1	34-8333001 and up
	579 218		PANEL ASSEMBLY - Left front cockpit, firethorn red (with firethorn red carpet)	1	
	579 215		PANEL ASSEMBLY - Left front cockpit, firethorn red (with heather carpet)	1	34-8133001 thru 34-8233215
	680 104		PANEL ASSEMBLY - Left front cockpit, red (vinyl) (with dark carmine carpet)	1	34-8333001 and up
	579 219		PANEL ASSEMBLY - Left front cockpit, buckskin (with medium saddle carpet)	1	34-8133001 thru 34-8233215
	680 106		PANEL ASSEMBLY - Left front cockpit, light buckskin (vinyl) (with dark saddle carpet)	1	34-8333001 and up
	579 220		PANEL ASSEMBLY - Left front cockpit, dark cedar (knit) (with dark cedar carpet)	1	
	579 112		PANEL ASSEMBLY - Left front cockpit, dark cedar (velour) (with dark cedar carpet)	1	34-8333001 and up
	579 110		PANEL ASSEMBLY - Left front cockpit, dark carmine (with dark carmine carpet)	1	34-8333001 and up
	579 111		PANEL ASSEMBLY - Left front cockpit, sandalwood (with dark saddle carpet)	1	34-8333001 and up
	680 103		PANEL ASSEMBLY - Left front cockpit, dark saddle (fabric) (with dark saddle carpet)	1	34-8333001 and up
-2	579 009		PANEL ASSEMBLY - Left center cockpit, camel/black	1	34-8133001 thru 34-8233215
	579 014		PANEL ASSEMBLY - Left center cockpit, dark blue (velour)	1	
	579 011		PANEL ASSEMBLY - Left center cockpit, dark blue (vinyl)	1	34-8133001 thru 34-8233215
	680 110		PANEL ASSEMBLY - Left center cockpit, light blue (velour)	1	34-8333001 and up
	680 018		PANEL ASSEMBLY - Left center cockpit, blue (vinyl)	1	34-8333001 and up
	579 012		PANEL ASSEMBLY - Left center cockpit, firethorn red (velour)	1	
	579 010		PANEL ASSEMBLY - Left center cockpit, firethorn red (vinyl)	1	34-8133001 thru 34-8233215
	680 017		PANEL ASSEMBLY - Left center cockpit, red (vinyl)	1	34-8333001 and up
	579 013		PANEL ASSEMBLY - Left center cockpit, buckskin	1	34-8133001 thru 34-8233215
	680 019		PANEL ASSEMBLY - Left center cockpit, light buckskin	1	34-8333001 and up
	579 015		PANEL ASSEMBLY - Left center cockpit, dark cedar (knit)	1	
	579 061		PANEL ASSEMBLY - Left center cockpit, dark cedar (velour)	1	34-8233001 and up
	579 059		PANEL ASSEMBLY - Left center cockpit, dark carmine	1	34-8233001 and up
	579 060		PANEL ASSEMBLY - Left center cockpit, sandalwood	1	34-8233001 and up
	680 016		PANEL ASSEMBLY - Left center cockpit, dark saddle	1	34-8333001 and up
-3	579 206		PANEL ASSEMBLY - Right front cockpit, white/camel/black (with heather carpet)	1	34-8133001 thru 34-8233215
	579 209		PANEL ASSEMBLY - Right front cockpit, dark blue (with dark blue carpet)	1	

When ordering, always specify Part Number, Description, and Serial Number of Aircraft

**PIPER AIRCRAFT  
PA-34-220T  
AIRPLANE PARTS CATALOG**

Figure and Index Number	Part Number	Code	Nomenclature	No. Req.	Serial Numbers Affected
36-3	579 208		PANEL ASSEMBLY - Right front cockpit, dark blue (with heather carpet)	1	34-8133001 thru 34-8233215
	680 112		PANEL ASSEMBLY - Right front cockpit, light blue (velour) (with light blue carpet)	1	34-8333001 and up
	680 026		PANEL ASSEMBLY - Right front cockpit, blue (vinyl) (with light blue carpet)	1	34-8333001 and up
	579 210		PANEL ASSEMBLY - Right front cockpit, firethorn red (with firethorn red carpet)	1	
	579 207		PANEL ASSEMBLY - Right front cockpit, firethorn red (with heather carpet)	1	34-8133001 thru 34-8233215
	680 025		PANEL ASSEMBLY - Right front cockpit, red (vinyl) (with dark carmine carpet)	1	34-8333001 and up
	579 211		PANEL ASSEMBLY - Right front cockpit, buckskin (with medium saddle carpet)	1	34-8133001 thru 34-8233215
	680 027		PANEL ASSEMBLY - Right front cockpit, light buckskin (vinyl) (with dark saddle carpet)	1	34-8333001 and up
	579 212		PANEL ASSEMBLY - Right front cockpit, dark cedar (knit) (with dark cedar carpet)	1	
	579 070		PANEL ASSEMBLY - Right front cockpit, dark cedar (velour) (with dark cedar carpet)	1	34-8233001 and up
	579 068		PANEL ASSEMBLY - Right front cockpit, dark carmine (with dark carmine carpet)	1	34-8233001 and up
	579 069		PANEL ASSEMBLY - Right front cockpit, sandalwood (with dark saddle carpet)	1	34-8233001 and up
	680 024		PANEL ASSEMBLY - Right front cockpit, dark saddle (fabric) (with dark saddle carpet)	1	34-8333001 and up
	-4	579 023		PANEL ASSEMBLY - Right center cockpit, camel/black	1
579 028			PANEL ASSEMBLY - Right center cockpit, dark blue (velour)	1	
579 025			PANEL ASSEMBLY - Right center cockpit, dark blue (vinyl)	1	34-8133001 thru 34-8233215
680 114			PANEL ASSEMBLY - Right center cockpit, light blue (velour)	1	34-8333001 and up
680 034			PANEL ASSEMBLY - Right center cockpit, blue (vinyl)	1	34-8333001 and up
579 026			PANEL ASSEMBLY - Right center cockpit, firethorn red (velour)	1	
579 024			PANEL ASSEMBLY - Right center cockpit, firethorn red (vinyl)	1	34-8133001 thru 34-8233215
680 033			PANEL ASSEMBLY - Right center cockpit, red (vinyl)	1	34-8333001 and up
579 027			PANEL ASSEMBLY - Right center cockpit, buckskin	1	34-8133001 thru 34-8233215
680 035			PANEL ASSEMBLY - Right center cockpit, light buckskin	1	34-8333001 and up
579 029			PANEL ASSEMBLY - Right center cockpit, dark cedar (knit)	1	
579 073			PANEL ASSEMBLY - Right center cockpit, dark cedar (velour)	1	34-8233001 and up
579 071			PANEL ASSEMBLY - Right center cockpit, dark carmine	1	34-8233001 and up
579 072			PANEL ASSEMBLY - Right center cockpit, sandalwood	1	34-8233001 and up
-5	680 032		PANEL ASSEMBLY - Right center cockpit, dark saddle	1	34-8333001 and up
	579 030		PANEL ASSEMBLY - Right rear cockpit, camel/black	1	34-8133001 thru 34-8233215
	579 035		PANEL ASSEMBLY - Right rear cockpit, dark blue (velour)	1	
	579 032		PANEL ASSEMBLY - Right rear cockpit, dark blue (vinyl)	1	34-8133001 thru 34-8233215
	680 115		PANEL ASSEMBLY - Right rear cockpit, light blue (velour)	1	34-8333001 and up
	680 038		PANEL ASSEMBLY - Right rear cockpit, blue (vinyl)	1	34-8333001 and up
	579 033		PANEL ASSEMBLY - Right rear cockpit, firethorn red (velour)	1	
	579 031		PANEL ASSEMBLY - Right rear cockpit, firethorn red (vinyl)	1	34-8133001 thru 34-8233215
	680 037		PANEL ASSEMBLY - Right rear cockpit, red (vinyl)	1	34-8333001 and up
	579 034		PANEL ASSEMBLY - Right rear cockpit, buckskin	1	34-8133001 thru 34-8233215
	680 039		PANEL ASSEMBLY - Right rear cockpit, light buckskin	1	34-8333001 and up
	579 036		PANEL ASSEMBLY - Right rear cockpit, dark cedar (knit)	1	
	579 076		PANEL ASSEMBLY - Right rear cockpit, dark cedar (velour)	1	34-8233001 and up
	579 074		PANEL ASSEMBLY - Right rear cockpit, dark carmine	1	34-8233001 and up
579 075		PANEL ASSEMBLY - Right rear cockpit, sandalwood	1	34-8233001 and up	
680 036		PANEL ASSEMBLY - Right rear cockpit, dark saddle	1	34-8333001 and up	

When ordering, always specify Part Number, Description, and Serial Number of Aircraft

Revised: June 10, 2008

# PIPER AIRCRAFT PA-34-220T AIRPLANE PARTS CATALOG

Figure and Index Number	Part Number	Code	Nomenclature	No. Req.	Serial Numbers Affected
36-6	36551-02	A	COVER - Trim	2	
-7	36551-03	A	COVER - Trim	2	
-8	95893-20	A	COVER ASSEMBLY - Trim, Sta. 73, left	1	
	95893-21	A	COVER ASSEMBLY - Trim, Sta. 73, right	1	
-9	78320-13	A	COVER ASSEMBLY - Combustion heater	1	
	78320-14	A,B	COVER ASSEMBLY - Combustion heater	1	
	78320-15		COVER ASSEMBLY - Combustion heater	1	3448038 and up
-9a	96606-00	F	SEAL	1	3448038 and up
-10	69669-113	B	* PLACARD - Fuel selector (61.5 gallons per side)	1	
-11	69669-99		* PLACARD - Fuel selector (46.5 gallons per side)	1	
-12	69669-09		* PLACARD - Heater control	1	
-13	87369-18		* PLACARD - Heater, flight and ground operation	1	
-14	95808-09	E	COVER ASSEMBLY - Engine controls	1	34-8133001 thru 3433088
	95808-12	E	COVER ASSEMBLY - Engine controls	1	3433089 and up
	95808-13	E	COVER ASSEMBLY - Engine controls	1	3448001 thru 3448037
-15	95804-02		* PLATE - Engine control cover	1	
-16	95807-00		* CLIP - Engine control cover	1	
-17	95805-00		PLACARD - Throttle, propeller and mixture	1	
-18	35669-173		PLACARD - Alternate air	2	
-19	37577-04	A	COVER ASSEMBLY - Console	1	
	37577-09		COVER ASSEMBLY - Console	1	3448038 and up
-19a	18875-07		KNOB - Cowl flap	2	
-20	95961-00		PLACARD - Cowl flap	1	
-21	87369-19		PLACARD - Weight limitations	1	
-22	87238-02	A	COVER - Trim, spar box and fuel lines, left	1	
	87238-03	A	COVER - Trim, spar box and fuel lines, right	1	
-23	96555-07	A	COVER ASSEMBLY - Flap and trim	1	34-8133001 thru 34-8433086
	95950-08	A	COVER ASSEMBLY - Flap and trim	1	34-8533001 and up
-24	67786-00		PLACARD - Stabilator trim	1	
-25	96866-02		PLATE - Striker	1	
-26	66710-16		HOUSING ASSEMBLY - Armrest, left	2	
	66710-17		HOUSING ASSEMBLY - Armrest, right	2	
-27	763 003		* ASH TRAY - (S-25-AR-C)	1	
-28	66710-42		ARMREST ASSEMBLY - Left	2	
	66710-43		ARMREST ASSEMBLY - Right	2	
	66710-44		* PAD - Armrest	1	
-29	63142-56		TRIM STRIP - Forward cabin door	1	
-30	63142-55		TRIM STRIP - Forward cabin door	1	
-31	63142-50		TRIM STRIP - Forward cabin door	1	
-32	63142-47		TRIM STRIP - Aft cabin door	1	
-33	63142-21		TRIM STRIP - Aft cabin door	1	
-34	63142-34		TRIM STRIP - Cargo door, top	1	
-35	63142-54		TRIM STRIP - Cargo door, aft	1	
-36	63142-28		TRIM STRIP - Cargo door, aft	1	
-37	96801-00		SCREEN - Cabin air	2	
-38	66788-14		COVER - Cabin air, white	2	
-39	65461-19	A	COVER ASSEMBLY - Quick drain	1	
-40	68969-05		WINDLACING - Aft cabin door and cargo door	1	
-41	69403-03		WINDLACING - Forward cabin door	1	
-42	189 132		MOULDING - Door seal (bulb type)	AR	
-43	79455-00		STRAP - Assist	2	
-44	79456-00		CAP - Assist strap	2	
-45	65546-04		SILL - Door, forward cabin	1	
-46	69188-03		SILL - Door, aft cabin	1	
-47	79837-02		HAT SHELF - Bulkhead assembly	1	
-48	96272-00		PLACARD - Baggage limitations	1	
-49	35507-02	A	COVER ASSEMBLY - Pitot pressure pump	1	
-50	69669-115		PLACARD - Pitot drain	1	
-51	79445-00		DOOR ASSEMBLY - Rear bulkhead	1	

When ordering, always specify Part Number, Description, and Serial Number of Aircraft

**PIPER AIRCRAFT  
PA-34-220T  
AIRPLANE PARTS CATALOG**

Figure and Index Number	Part Number	Code	Nomenclature	No. Req.	Serial Numbers Affected
36-52	69189-00		SILL - Cargo door	1	
-53	66804-00		STRAP ASSEMBLY - Baggage tie down, black (tip end)	2	
-54	66805-00		STRAP ASSEMBLY - Baggage tie down, black (buckle end)	2	
-55	63900-28		BUSHING - (Baggage tie down)	4	
	63900-147		BUSHING - Baggage tie down	4	3448038 and up
	62833-101		WASHER - (under bolt)	4	3448038 and up
	400-440		BOLT - (AN3-6A)	4	3448038 and up
-56	95181-00		PLATE - Tunnel	1	
-57	68415-00		PLATE - Aft tunnel cover	1	
-57a	63900-23		BUSHING	6	3448038 and up
	494 004		WASHER	6	3448038 and up
	419 713		SCREW	6	3448038 and up
-58	68495-02		BLANKET - Cabin	1	
-59	37165-54		OUTLET ASSEMBLY - Heat	6	
-60	65865-00		RETAINER - Sun visor	2	
-61	37853-06		BLADE - Sun visor, pilot	1	
	37853-08		BLADE ASSEMBLY - pilot	1	3448038 and up
	65866-02		BLADE - Sun visor, copilot	1	
	65866-03		BLADE - Sun visor, copilot	1	3448038 and up
	85210-156		COVER - Sun visor trim, pilot (not shown)	1	3448038 and up
	85210-157		COVER - Sun visor trim, copilot (not shown)	1	3448038 and up
-62	65868-02		ROD - Sun visor	2	
-63	65869-00		BEARING - Sun visor	4	
-64	65870-00		CLIP - Sun visor, upper left and lower right	2	
-65	65871-00		CLIP - Sun visor, upper left and lower right	2	
-66	35669-164		PLACARD - Rudder trim	1	
-67	87249-02		COVER - Cowl (black)	1	
-68	78054-02		COVER - Shoulder harness, left	1	
	99801-02		COVER - Shoulder harness, right	1	
-69	96921-06	C	COVER ASSEMBLY - Shoulder harness, left	1	34-8133001 thru 34-8233215
	96921-03	D	COVER ASSEMBLY - Shoulder harness, left	1	
-70	78587-00		COVER ASSEMBLY - Shoulder harness, right	1	
-71	76221-00		CLIP - Shoulder harness retaining	4	34-8133001 thru 34-8233215
-72	65463-00		PLACARD - Sump drain	1	
-73	87369-17		PLACARD - Warning	1	
-74	66787-00		PLACARD - Cabin bulkhead	1	
-75	415 376		SCREW - (MS51957-27)	4	
	690 660		WASHER - (MS35335-30)	4	
	477 696		NUT - Dome (8061-NP)	4	
-76	419 594		SCREW - (AN530-10R36)	8	
-77	36588-04		SCREW AND POST ASSEMBLY - Retainer	1	
-78	484 691		RIVET - Plastic (201-120751-00-0103)	2	
-79	37556-02		CONTROL ASSEMBLY - Heater (SEE FIGURE 77 FOR COMPONENT PARTS)	REF	
	37556-03		CONTROL ASSEMBLY - Heater (SEE FIGURE 77 FOR COMPONENT PARTS)	REF	3448038 and up
-79a	419 915		SCREW	4	

When ordering, always specify Part Number, Description, and Serial Number of Aircraft

Revised: March 10, 2009

PIPER AIRCRAFT  
PA-34-220T  
AIRPLANE PARTS CATALOG

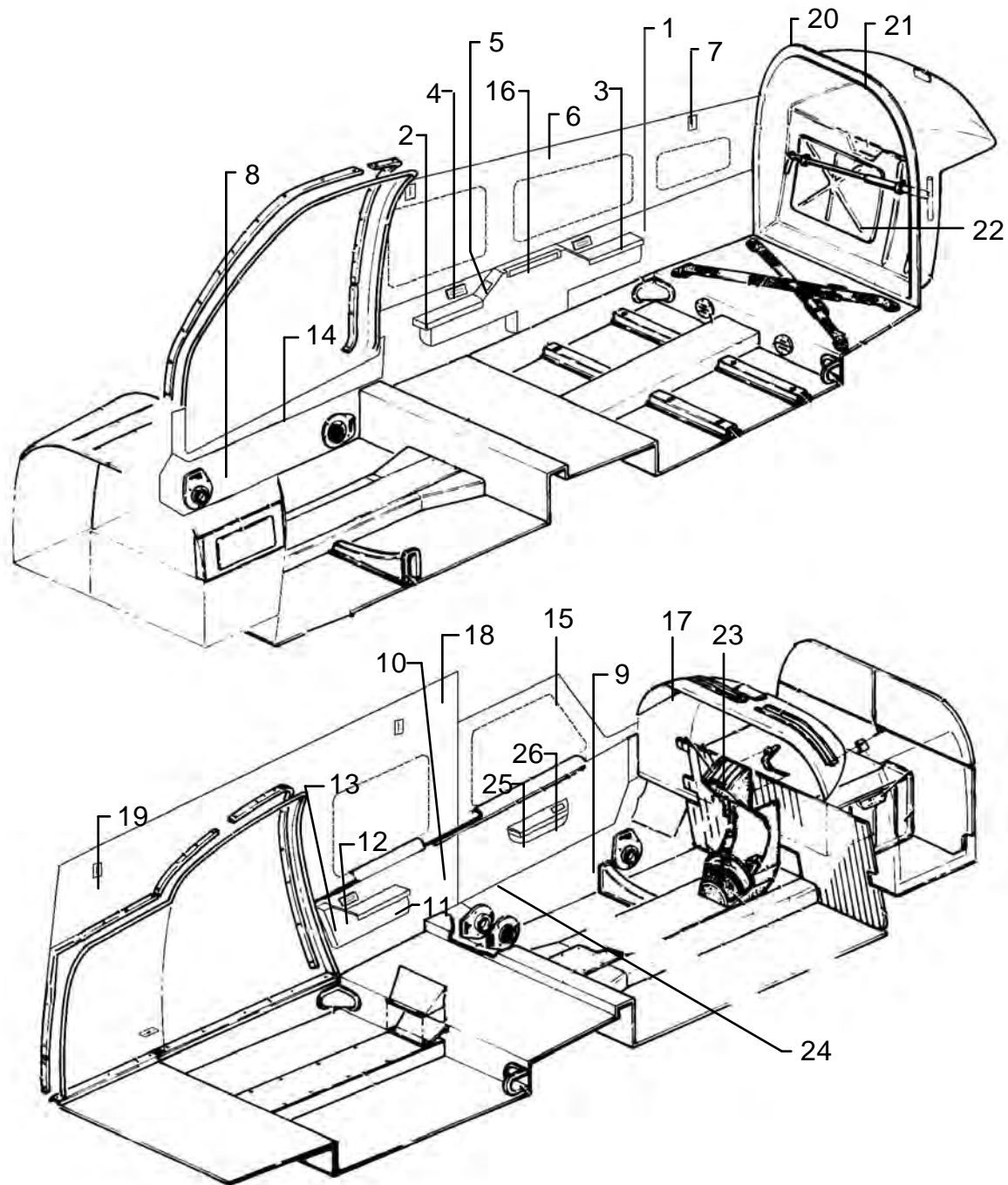


Figure 36A. Cockpit Finishing Installation  
(Serial numbers 3448038 and up)

**PIPER AIRCRAFT  
PA-34-220T  
AIRPLANE PARTS CATALOG**

---

CODE EXPLANATIONS FOR FIGURE 36A

- A - For items not covered in this figure, see Figure 36 Cockpit Finishing Installation.
- B - When ordering, specify color.
- C - Used on aircraft with air conditioning installed.
- D - Used on aircraft without air conditioning installed.

# PIPER AIRCRAFT PA-34-220T AIRPLANE PARTS CATALOG

Figure and Index Number	Part Number	Code	Nomenclature	No. Req.	Serial Numbers Affected
36A-	85200		DRAWING - Interior Installation		3448038 and up
	85210		DRAWING - Interior Details		3448038 and up
	85366		DRAWING - Executive Writing Table, Details and Installation		3448038 and up
<u>NOTE:</u> SEE CODE A.					
-1	85210-40	B	PANEL ASSEMBLY - Side, lower, right	1	3448038 and up
-2	85210-60		* ARMREST ASSEMBLY	1	3448038 and up
-3	85210-59		* ARMREST ASSEMBLY	1	3448038 and up
-4	584 402		* RECEPTACLE - Ashtray	2	3448038 and up
-5	85210-06		* SWITCH ASSEMBLY - Light	2	3448038 and up
	89908-02		** SWITCH ASSEMBLY	1	3448038 and up
	69669-200		** PLACARD	1	3448038 and up
	85210-70		** COVER	1	3448038 and up
-6	85210-12		PANEL ASSEMBLY - Side, upper, right	1	3448038 and up
-7	89567-02		* BEZEL - Seat belt	2	3448038 and up
-8	85210-148	B	PANEL ASSEMBLY - Cockpit, side, lower, right	1	3448038 and up
-9	85210-147	B	PANEL ASSEMBLY - Cockpit, side, lower, left	1	3448038 and up
-10	85210-84	B	PANEL ASSEMBLY - Side, lower, left	1	3448038 and up
-11	85210-59		* ARMREST ASSEMBLY	1	3448038 and up
-12	584 402		* RECEPTACLE - Ashtray	1	3448038 and up
-13	85210-06		* SWITCH ASSEMBLY - Light	1	3448038 and up
	89908-02		** SWITCH ASSEMBLY	1	3448038 and up
	69669-200		** PLACARD	1	3448038 and up
	85210-70		** COVER	1	3448038 and up
-14	85210-119		PANEL ASSEMBLY - Cockpit, side, lower, right	1	3448038 and up
-15	85210-158	B	PANEL ASSEMBLY - Close-out, pilot window	1	3448038 and up
-16	488 172		TABLE TOP	1	3448038 and up
	85366-04		GUIDE - Forward	1	3448038 and up
	85366-03		GUIDE - Aft	1	3448038 and up
-17	85210-164		COVER ASSEMBLY- Cowl deck	1	3448038 and up
-18	85210-95		PANEL ASSEMBLY - Aft cabin, upper, left	1	3448038 and up
-19	89567-02		* BEZEL - Seat belt	2	3448038 and up
-20	79849-07	C	BULKHEAD ASSEMBLY - Cabin aft	1	3448038 and up
	79849-08	D	BULKHEAD ASSEMBLY - Cabin aft	1	3448038 and up
-21	79837-11		* HAT SHELF - Cabin aft bulkhead	1	3448038 and up
-22	79445-05		* DOOR ASSEMBLY - Cabin aft bulkhead	1	3448038 and up
-23	95808-14		COVER ASSEMBLY - Engine controls	1	3448038 and up
	84967-162		* PLACARD - Prop rpm	1	3448038 and up
	84967-163		* PLACARD - Throttle	1	3448038 and up
	84967-164		* PLACARD - Mixture	1	3448038 and up
-24	85210-108	B	PANEL ASSEMBLY - Cockpit, side, lower, left	1	3448038 and up
-25	85210-76		* ARMREST ASSEMBLY	1	3448038 and up
-26	89548-14		ASHTRAY	1	3448038 and up
	89554-03		FIREBOX	1	3448038 and up

When ordering, always specify Part Number, Description, and Serial Number of Aircraft



PIPER AIRCRAFT  
PA-34-220T  
AIRPLANE PARTS CATALOG

---

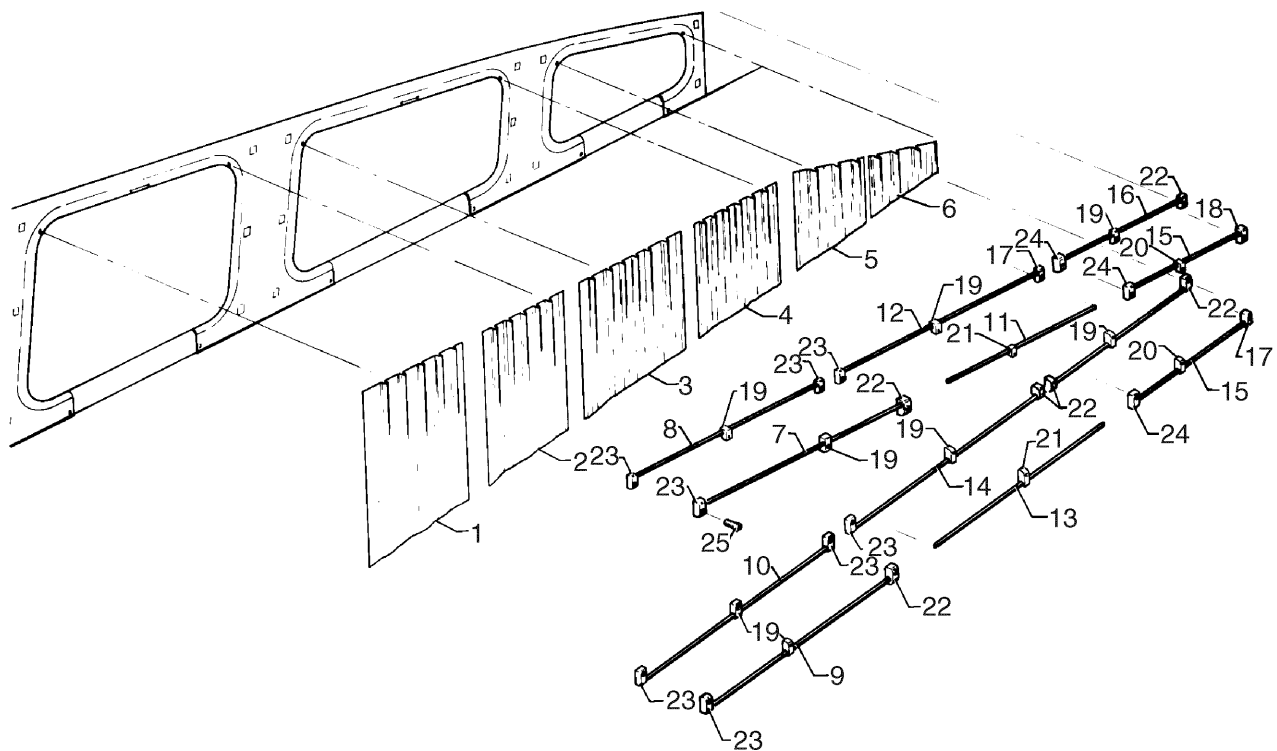


Figure 37. Window Curtains Installation

Revised: March 10, 2009

**PIPER AIRCRAFT  
PA-34-220T  
AIRPLANE PARTS CATALOG**

---

CODE EXPLANATIONS FOR FIGURE 37

**PIPER AIRCRAFT  
PA-34-220T  
AIRPLANE PARTS CATALOG**

Figure and Index Number	Part Number	Code	Nomenclature	No. Req.	Serial Numbers Affected
37-	39760		DRAWING - Curtain Installation		
-1	39761-15		CURTAIN - Window, front forward, left	1	
	39761-21		CURTAIN - Window, front forward, right	1	
-2	39761-16		CURTAIN - Window, front aft, left	1	
	39761-22		CURTAIN - Window, front aft, right	1	
-3	39761-17		CURTAIN - Window, center forward, left	1	
	39761-23		CURTAIN - Window, center forward, right	1	
-4	39761-18		CURTAIN - Window, center aft, left	1	
	39761-24		CURTAIN - Window, center aft, right	1	
-5	39761-19		CURTAIN - Window, rear forward, left	1	
	39761-25		CURTAIN - Window, rear forward, right	1	
-6	39761-20		CURTAIN - Window, rear aft, left	1	
	39761-26		CURTAIN - Window, rear aft, right	1	
-7	39797-11		ROD - Window curtain, front, top, left	1	
-8	39797-13		ROD - Window curtain, front, top, right	1	
-9	39797-12		ROD - Window curtain, front, bottom, left	1	
-10	39797-14		ROD - Window curtain, front, bottom, right	1	
-11	39797-04		ROD - Window curtain, center, top, left	1	
-12	39797-15		ROD - Window curtain, center, top, right	1	
-13	39797-04		ROD - Window curtain, center, bottom, left	1	
-14	39797-16		ROD - Window curtain, center, bottom, right	1	
-15	39797-05		ROD - Window curtain, rear, top and bottom, left	2	
-16	39797-10		ROD - Window curtain, rear, top and bottom, right	2	
-17	39763-02		RETAINER - Curtain rod	2	
-18	39763-03		RETAINER - Curtain rod	1	
-19	39763-04		RETAINER - Curtain rod	8	
-20	39763-05		RETAINER - Curtain rod	2	
-21	39763-10		RETAINER - Curtain rod	2	
-22	39763-11		RETAINER - Curtain rod	6	
-23	39763-12		RETAINER - Curtain rod	8	
-24	39763-13		RETAINER - Curtain rod	3	
-25	419 474		SCREW - (MS51861-12)	50	

When ordering, always specify Part Number, Description, and Serial Number of Aircraft

Revised: June 10, 2009

PIPER AIRCRAFT  
PA-34-220T  
AIRPLANE PARTS CATALOG

---

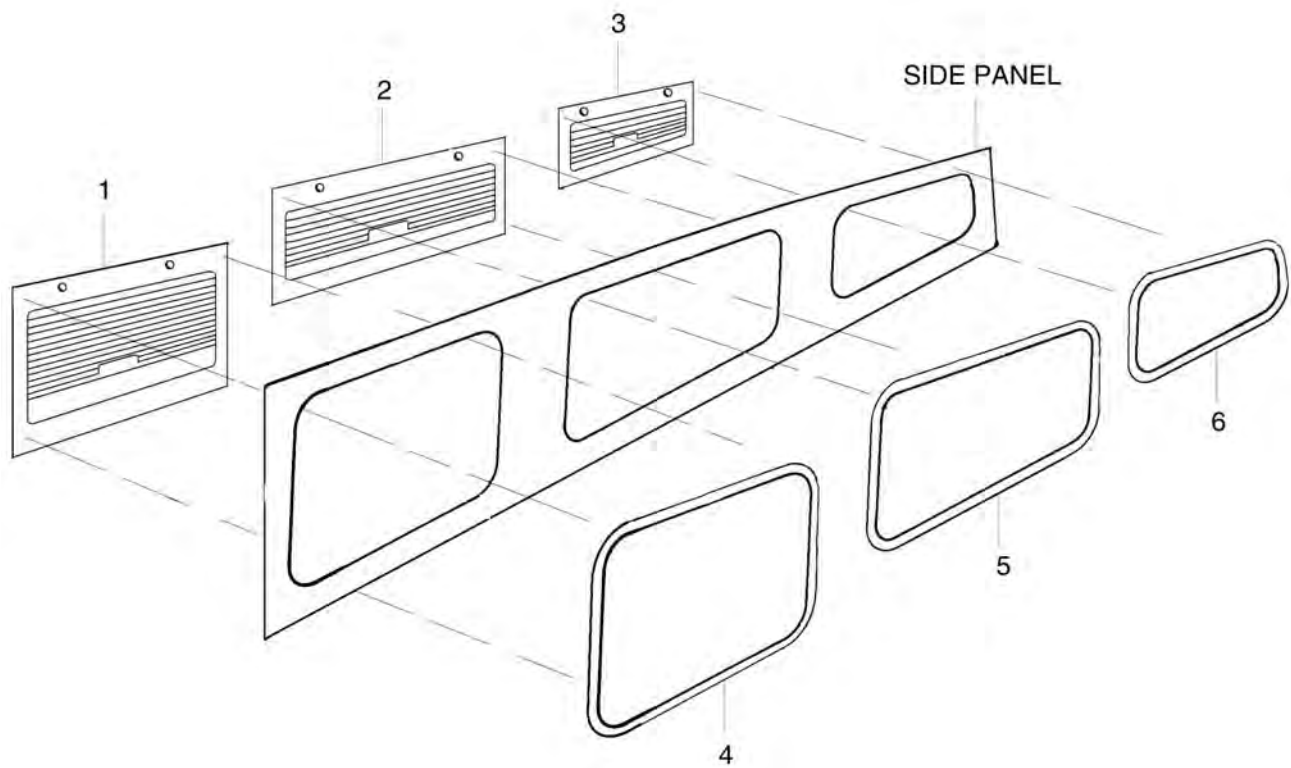


Figure 37A. Window Shades and Reveals Installation  
(Serial numbers 3448038 and up)

Revised: June 10, 2008

**PIPER AIRCRAFT  
PA-34-220T  
AIRPLANE PARTS CATALOG**

---

CODE EXPLANATIONS FOR FIGURE 37A

**PIPER AIRCRAFT  
PA-34-220T  
AIRPLANE PARTS CATALOG**

<b>Figure and Index Number</b>	<b>Part Number</b>	<b>Code</b>	<b>Nomenclature</b>	<b>No. Req.</b>	<b>Serial Numbers Affected</b>
37A-	85293 85210		DRAWING - Window Shade Assembly and Installation DRAWING - Interior Details		3448038 and up 3448038 and up
-1	85293-04 85293-03		SHADE ASSEMBLY - Window, front, right SHADE ASSEMBLY - Window, front, left	1 1	3448038 and up 3448038 and up
-2	85293-06 85293-05		SHADE ASSEMBLY - Window, center, right SHADE ASSEMBLY - Window, center, left (aft cabin door)	1 1	3448038 and up 3448038 and up
-3	85293-08 85293-07		SHADE ASSEMBLY - Window, aft, right SHADE ASSEMBLY - Window, aft, left (cargo door)	1 1	3448038 and up 3448038 and up
-4	85210-02		REVEAL - Window, front, left and right	2	3448038 and up
-5	85210-03 85210-126		REVEAL - Window, center, right REVEAL - Window, center, left (aft cabin door)	1 1	3448038 and up 3448038 and up
-6	85210-04 85210-05		REVEAL - Window, aft, right REVEAL - Window, aft, left (cargo door)	1 1	3448038 and up 3448038 and up

When ordering, always specify Part Number, Description, and Serial Number of Aircraft

PIPER AIRCRAFT  
PA-34-220T  
AIRPLANE PARTS CATALOG

---

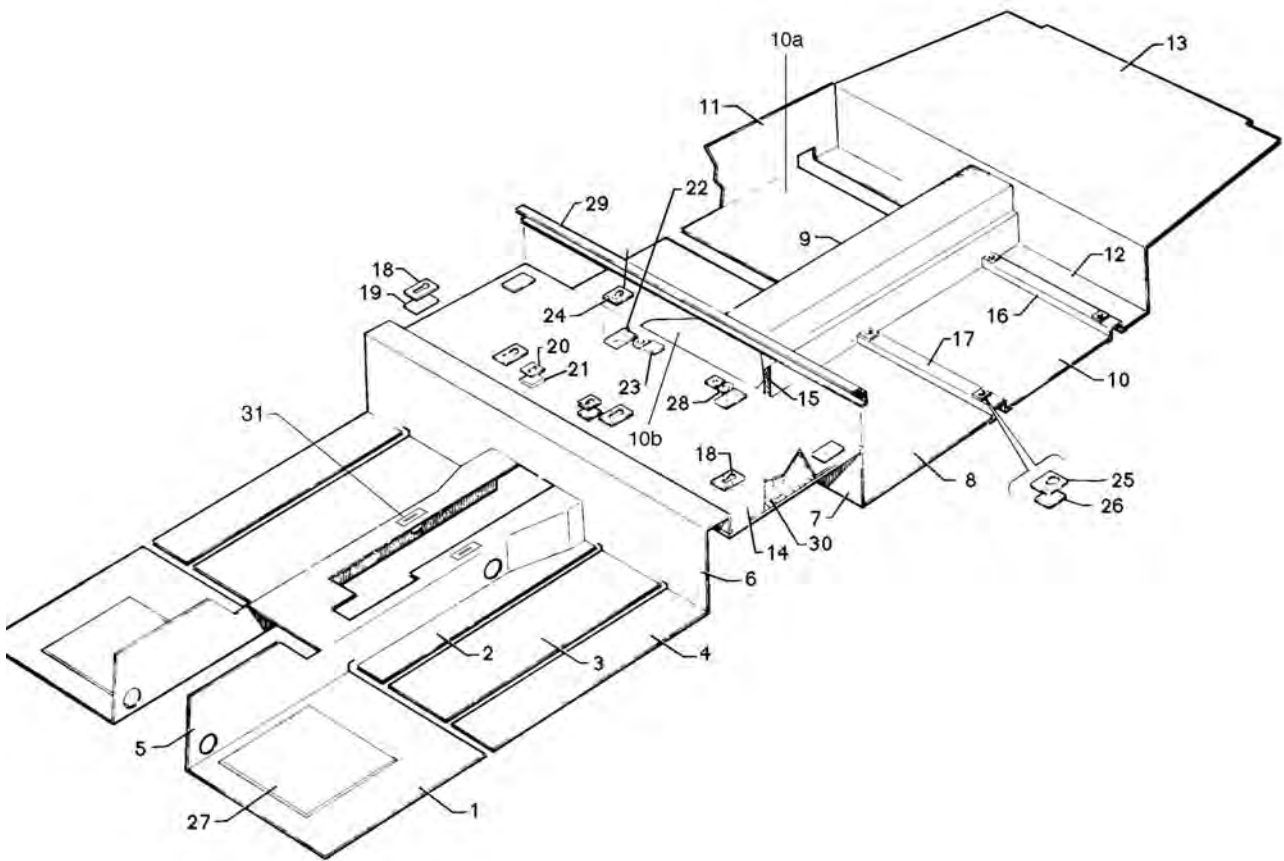


Figure 38. Carpet Installation

Revised: June 10, 2008

**PIPER AIRCRAFT  
PA-34-220T  
AIRPLANE PARTS CATALOG**

---

CODE EXPLANATIONS FOR FIGURE 38

- A - Used if sound reduction carpeting is installed.
- B - Specify color when ordering.
- C - Refer to figure 44 if aft facing center seats are installed.
- D - Not used on serial numbers 3448038 and up.





# PIPER AIRCRAFT PA-34-220T AIRPLANE PARTS CATALOG

Figure and Index Number	Part Number	Code	Nomenclature	No. Req.	Serial Numbers Affected	
38-4	591 997		CARPET - Front, outboard, dark saddle	2	34-8233001 and up	
	79236-16	A,B	CARPET - Front, outboard	2		
	85210-28	B	CARPET ASSEMBLY - Front, left outboard	1	3448038 and up	
	85210-29	B	CARPET ASSEMBLY - Front, right outboard	1	3448038 and up	
-5	591 842		CARPET - Forward tunnel, dark blue	1		
	592 113		CARPET - Forward tunnel, light blue	1	34-8333001 and up	
	591 933		CARPET - Forward tunnel, firethorn red	1		
	591 934		CARPET - Forward tunnel, medium saddle	1	34-8133001 thru 34-8233215	
	591 979		CARPET - Forward tunnel, dark cedar	1		
	592 068		CARPET - Forward tunnel, dark carmine	1	34-8233001 and up	
	592 069		CARPET - Forward tunnel, dark saddle	1	34-8233001 and up	
	85210-137	B	CARPET ASSEMBLY- Forward tunnel	1	3448038 and up	
	-6	591 841		CARPET ASSEMBLY - Spar box, dark blue	1	
		592 112		CARPET ASSEMBLY - Spar box, light blue	1	34-8333001 and up
591 931			CARPET ASSEMBLY - Spar box, firethorn red	1		
591 932			CARPET ASSEMBLY - Spar box, medium saddle	1	34-8133001 thru 34-8233215	
591 978			CARPET ASSEMBLY - Spar box, dark cedar	1		
592 066			CARPET ASSEMBLY - Spar box, dark carmine	1	34-8233001 and up	
592 067			CARPET ASSEMBLY - Spar box, dark saddle	1	34-8233001 and up	
85210-31		B	CARPET ASSEMBLY - Spar box	1	3448038 and up	
-7		591 821		CARPET - Aft, left, dark blue	1	
		592 092		CARPET - Aft, left, light blue	1	34-8333001 and up
	591 889		CARPET - Aft, left, firethorn red	1		
	591 890		CARPET - Aft, left, medium saddle	1	34-8133001 thru 34-8233215	
	591 958		CARPET - Aft, left, dark cedar	1		
	592 026		CARPET - Aft, left, dark carmine	1	34-8233001 and up	
	592 027		CARPET - Aft, left, dark saddle	1	34-8233001 and up	
	591 823		CARPET - Aft, right, dark blue	1		
	592 093		CARPET - Aft, right, light blue	1	34-8333001 and up	
	591 891		CARPET - Aft, right, firethorn red	1		
	591 892		CARPET - Aft, right, medium saddle	1	34-8133001 thru 34-8233215	
	591 959		CARPET - Aft, right, dark cedar	1		
	592 028		CARPET - Aft, right, dark carmine	1	34-8233001 and up	
	592 029		CARPET - Aft, right, dark saddle	1	34-8233001 and up	
	-8	591 831		CARPET - Aft, left, dark blue	1	
592 102			CARPET - Aft, left, light blue	1	34-8333001 and up	
591 911			CARPET - Aft, left, firethorn red	1		
591 912			CARPET - Aft, left, medium saddle	1	34-8133001 thru 34-8233215	
591 968			CARPET - Aft, left, dark cedar	1		
592 046			CARPET - Aft, left, dark carmine	1	34-8233001 and up	
592 047			CARPET - Aft, left, dark saddle	1	34-8233001 and up	
79236-27		A,B	CARPET - Aft, left	1		
591 832			CARPET - Aft, right, dark blue	1		
592 103			CARPET - Aft, right, light blue	1	34-8333001 and up	
591 913			CARPET - Aft, right, firethorn red	1		
591 914			CARPET - Aft, right, medium saddle	1	34-8133001 thru 34-8233215	
591 969			CARPET - Aft, right, dark cedar	1		
592 048			CARPET - Aft, right, dark carmine	1	34-8233001 and up	
592 049			CARPET - Aft, right, dark saddle	1	34-8233001 and up	
79236-28	A,B	CARPET - Aft, right	1			
-9	591 837		CARPET ASSEMBLY - Aft tunnel, dark blue	1		
	592 108		CARPET ASSEMBLY - Aft tunnel, light blue	1	34-8333001 and up	
	591 923		CARPET ASSEMBLY - Aft tunnel, firethorn red	1		
	591 924		CARPET ASSEMBLY - Aft tunnel, medium saddle	1	34-8133001 thru 34-8233215	
	591 974		CARPET ASSEMBLY - Aft tunnel, dark cedar	1		
	592 058		CARPET ASSEMBLY - Aft tunnel, dark carmine	1	34-8233001 and up	
	592 059		CARPET ASSEMBLY - Aft tunnel, dark saddle	1	34-8233001 and up	

When ordering, always specify Part Number, Description, and Serial Number of Aircraft

**PIPER AIRCRAFT  
PA-34-220T  
AIRPLANE PARTS CATALOG**

Figure and Index Number	Part Number	Code	Nomenclature	No. Req.	Serial Numbers Affected	
38-10	591 833		CARPET - Aft, left, dark blue	1		
	592 104		CARPET - Aft, left, light blue	1	34-8333001 and up	
	591 915		CARPET - Aft, left, firethorn red	1		
	591 916		CARPET - Aft, left, medium saddle	1	34-8133001 thru 34-8233215	
	591 970		CARPET - Aft, left, dark cedar	1		
	592 050		CARPET - Aft, left, dark carmine	1	34-8233001 and up	
	592 051		CARPET - Aft, left, dark saddle	1	34-8233001 and up	
	79236-29	A,B	CARPET - Aft, left	1		
	591 834		CARPET - Aft, right, dark blue	1		
	592 105		CARPET - Aft, right, light blue	1	34-8333001 and up	
	591 917		CARPET - Aft, right, firethorn red	1		
	591 918		CARPET - Aft, right, medium saddle	1	34-8133001 thru 34-8233215	
	591 971		CARPET - Aft, right, dark cedar	1		
	592 052		CARPET - Aft, right, dark carmine	1	34-8233001 and up	
	592 053		CARPET - Aft, right, dark saddle	1	34-8233001 and up	
	79236-30	A,B	CARPET - Aft, right	1		
	-10a	85210-135	B	CARPET ASSEMBLY - Aft, left and right	1	3448038 and up
	-10b	85210-141	B	COVER ASSEMBLY - Duct	1	3448038 and up
	-11	591 565		CARPET ASSEMBLY - Aft, left outboard, heather	1	34-8133001 thru 34-8233215
		591 839		CARPET ASSEMBLY - Aft, left outboard, dark blue	1	
592 110			CARPET ASSEMBLY - Aft, left outboard, light blue	1	34-8333001 and up	
591 919			CARPET ASSEMBLY - Aft, left outboard, firethorn red	1		
591 928			CARPET ASSEMBLY - Aft, left outboard, medium saddle	1	34-8133001 thru 34-8233215	
591 976			CARPET ASSEMBLY - Aft, left outboard, dark cedar	1		
592 062			CARPET ASSEMBLY - Aft, left outboard, dark carmine	1	34-8233001 and up	
79680-02		B	CARPET ASSEMBLY - Aft, left outboard	1	3448038 and up	
591 567			CARPET ASSEMBLY - Aft, right outboard, heather	1	34-8133001 thru 34-8233215	
591 840			CARPET ASSEMBLY - Aft, right outboard, dark blue	1		
592 111			CARPET ASSEMBLY - Aft, right outboard, light blue	1	34-8333001 and up	
591 921			CARPET ASSEMBLY - Aft, right outboard, firethorn red	1		
591 930			CARPET ASSEMBLY - Aft, right outboard, medium saddle	1	34-8133001 thru 34-8233215	
591 977			CARPET ASSEMBLY - Aft, left outboard, dark cedar	1		
592 064			CARPET ASSEMBLY - Aft, right outboard, dark carmine	1	34-8233001 and up	
79680-03		B	CARPET ASSEMBLY - Aft, right outboard	1	3448038 and up	
-12	591 815		CARPET - Aft, left, dark blue	1		
	592 086		CARPET - Aft, left, light blue	1	34-8333001 and up	
	591 877		CARPET - Aft, left, firethorn red	1		
	591 878		CARPET - Aft, left, medium saddle	1	34-8133001 thru 34-8233215	
	591 952		CARPET - Aft, left, dark cedar	1		
	592 014		CARPET - Aft, left, dark carmine	1	34-8233001 and up	
	592 015		CARPET - Aft, left, dark saddle	1	34-8233001 and up	
	79236-23	A,B	CARPET - Aft, left	1		
	591 816		CARPET - Aft, right, dark blue	1		
	592 087		CARPET - Aft, right, light blue	1	34-8333001 and up	
	591 879		CARPET - Aft, right, firethorn red	1		
	591 880		CARPET - Aft, right, medium saddle	1	34-8133001 thru 34-8233215	
	591 953		CARPET - Aft, right, dark cedar	1		
	592 016		CARPET - Aft, right, dark carmine	1	34-8233001 and up	
	592 017		CARPET - Aft, right, dark saddle	1	34-8233001 and up	
	79236-24	A,B	CARPET - Aft, right	1		

When ordering, always specify Part Number, Description, and Serial Number of Aircraft

Revised: June 10, 2008

**PIPER AIRCRAFT  
PA-34-220T  
AIRPLANE PARTS CATALOG**

Figure and Index Number	Part Number	Code	Nomenclature	No. Req.	Serial Numbers Affected
38-13	591 818		CARPET - Aft, dark blue	1	
	592 089		CARPET - Aft, light blue	1	34-8333001 and up
	591 883		CARPET - Aft, firethorn red	1	
	591 884		CARPET - Aft, medium saddle	1	34-8133001 thru 34-8233215
	554 220		CARPET - Aft, black	1	
	592 020		CARPET - Aft, dark carmine	1	34-8233001 and up
	592 021		CARPET - Aft, dark saddle	1	34-8233001 and up
	79236-26	A,B	CARPET - Aft	1	
	85210-144	B	CARPET ASSEMBLY - Aft	1	3448038 and up
	-14	591 519		CARPET - Center, heather	1
591 813			CARPET - Center, dark blue	1	
592 085			CARPET - Center, light blue	1	34-8333001 and up
591 873			CARPET - Center, firethorn red	1	
591 874			CARPET - Center, medium saddle	1	34-8133001 thru 34-8233215
591 950			CARPET - Center, dark cedar	1	
592 010			CARPET - Center, dark carmine	1	34-8233001 and up
592 011			CARPET - Center, dark saddle	1	34-8233001 and up
85210-53		B	CARPET - Center	1	3448038 and up
-15		591 799		CARPET - Aft tunnel, left, dark blue	1
	592 071		CARPET - Aft tunnel, left, light blue	1	34-8333001 and up
	591 845		CARPET - Aft tunnel, left, firethorn red	1	
	591 846		CARPET - Aft tunnel, left, medium saddle	1	34-8133001 thru 34-8233215
	591 936		CARPET - Aft tunnel, left, dark cedar	1	
	591 982		CARPET - Aft tunnel, left, dark carmine	1	34-8233001 and up
	591 983		CARPET - Aft tunnel, left, dark saddle	1	34-8233001 and up
	591 800		CARPET - Aft tunnel, right, dark blue	1	
	592 072		CARPET - Aft tunnel, right, light blue	1	34-8333001 and up
	591 847		CARPET - Aft tunnel, right, firethorn red	1	
	591 848		CARPET - Aft tunnel, right, medium saddle	1	34-8133001 thru 34-8233215
	591 937		CARPET - Aft tunnel, right, dark cedar	1	
	591 984		CARPET - Aft tunnel, right, dark carmine	1	34-8233001 and up
	591 985		CARPET - Aft tunnel, right, dark saddle	1	34-8233001 and up
	-16	68090-16	B	CHANNEL - Seat trim, left rear	1
68090-17		B	CHANNEL - Seat trim, right rear	1	
-17	79681-02	B	CHANNEL - Seat trim, left forward	1	
	79681-03	B	CHANNEL - Seat trim, right forward	1	
-18	99141-03	C	PLATE - Center seat attachment, forward legs	4	
-19	99140-00	C	PLATE - Center seat attachment, forward legs	4	
-20	99141-03	C	PLATE - 7th seat attachment, forward legs	2	
-21	99140-00	C	PLATE - 7th seat attachment, forward legs	2	
-22	79781-02	C	PLATE ASSEMBLY - Center seat attachment, aft legs	4	
-23	79781-02	C	PLATE ASSEMBLY - 7th seat attachment, aft legs	2	
-24	68094-03		PLATE - Center seat attachment	4	
-25	68094-03		PLATE - Rear seat attachment	8	
-26	79781-02		PLATE ASSEMBLY - Rear seat attachment, forward legs	4	
	68096-00		PLATE - Rear seat attachment, aft legs	4	
-27	68611-00		PLATE - Heel	2	
-28	99752-00		ATTACHMENT- Ring boot	4	
-29	68613-00	C,D	STRIP - Trim	1	
-30	79805-05	C	PANEL ASSEMBLY - Floor center	1	
-31	69636-05		COVER - Seat belt fitting	2	3448038 and up

When ordering, always specify Part Number, Description, and Serial Number of Aircraft

Revised: March 10, 2009

**PIPER AIRCRAFT  
PA-34-220T  
AIRPLANE PARTS CATALOG**

---

See Figure 39A  
for serial numbers  
3448038 and up.

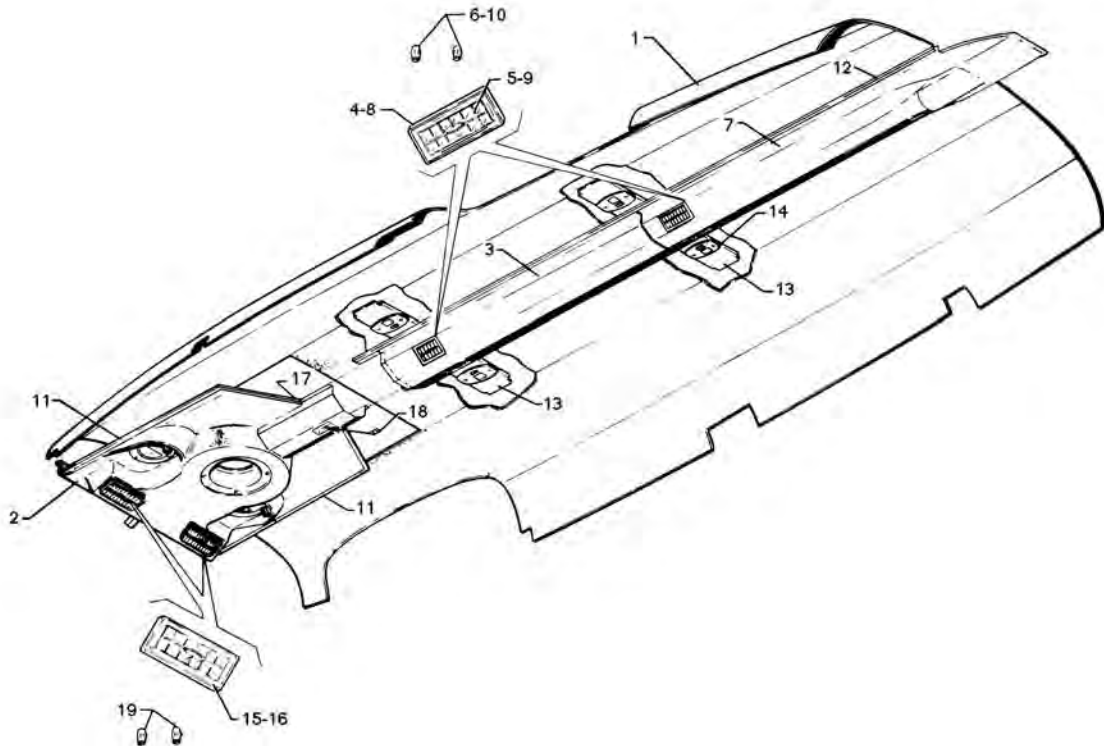


Figure 39. Forward Fresh Air Duct and Headliner Installation  
(See Code D)

Revised: June 10, 2008

**PIPER AIRCRAFT  
PA-34-220T  
AIRPLANE PARTS CATALOG**

---

CODE EXPLANATIONS FOR FIGURE 39

- A - See figure 82 if fixed oxygen system is installed.
- B - Used on 28 volt system.
- C - Includes Terminal, Plug, and Light Assembly.
- D - See figure 39A for serial numbers 3448038 and up.

**PIPER AIRCRAFT  
PA-34-220T  
AIRPLANE PARTS CATALOG**

Figure and Index Number	Part Number	Code	Nomenclature	No. Req.	Serial Numbers Affected
39-	69812 69988 78731		DRAWING - Headliner Installation DRAWING - Fresh Air Duct Vent Installation DRAWING - Fresh Air Vent, Fwd-Overhead Assy		
-1	69813-00		HEADLINER ASSEMBLY	2	
-2	87226-03	A	PANEL ASSEMBLY - Fresh air vent (with speaker hole)	1	
	87226-02	A	PANEL ASSEMBLY - Fresh air vent (without speaker hole)	1	
-3	69990-02		DUCT ASSEMBLY - Fresh air vent, forward	1	
-4	473 195		* LOUVER - (336-1HS)	2	
-5	461 391		* FRAME - (173B)	2	
-6	406 424		* NUT - (C-2733-040-1)	8	
-7	69991-02	A	DUCT ASSEMBLY - Fresh air vent, aft	1	
-8	473 195		* LOUVER - (336-1HS)	2	
-9	461 391		* FRAME - (173B)	2	
-10	406 424		* NUT - (C-2733-040-1)	8	
-11	79246-04		RETAINER - Front, left	1	
	79246-05		RETAINER - Front, right	1	
-12	79246-06		RETAINER - Rear, left	1	
	79246-07		RETAINER - Rear, right	1	
-13	69748-00		CHANNEL - Light assembly	2	
-14	572 524		LIGHT ASSEMBLY - Reading (A325ML-14) Whelen	4	
	37871-08	B,C	LIGHT ASSEMBLY - Reading	4	3448001 thru 3448037
	572 611	B	* LIGHT ASSEMBLY	1	3448001 thru 3448037
-15	473 195		LOUVER - (336-1HS)	2	
-16	461 391		FRAME - (173B)	2	
-17	79246-08		RETAINER - Center, left	1	
	79246-09		RETAINER - Center, right	1	
-18	69669-77		PLACARD - Cabin air, pull off	1	
-19	406 424		NUT - (C-2733-040-1)	8	

When ordering, always specify Part Number, Description, and Serial Number of Aircraft

Revised: March 10, 2009

**PIPER AIRCRAFT  
PA-34-220T  
AIRPLANE PARTS CATALOG**

---

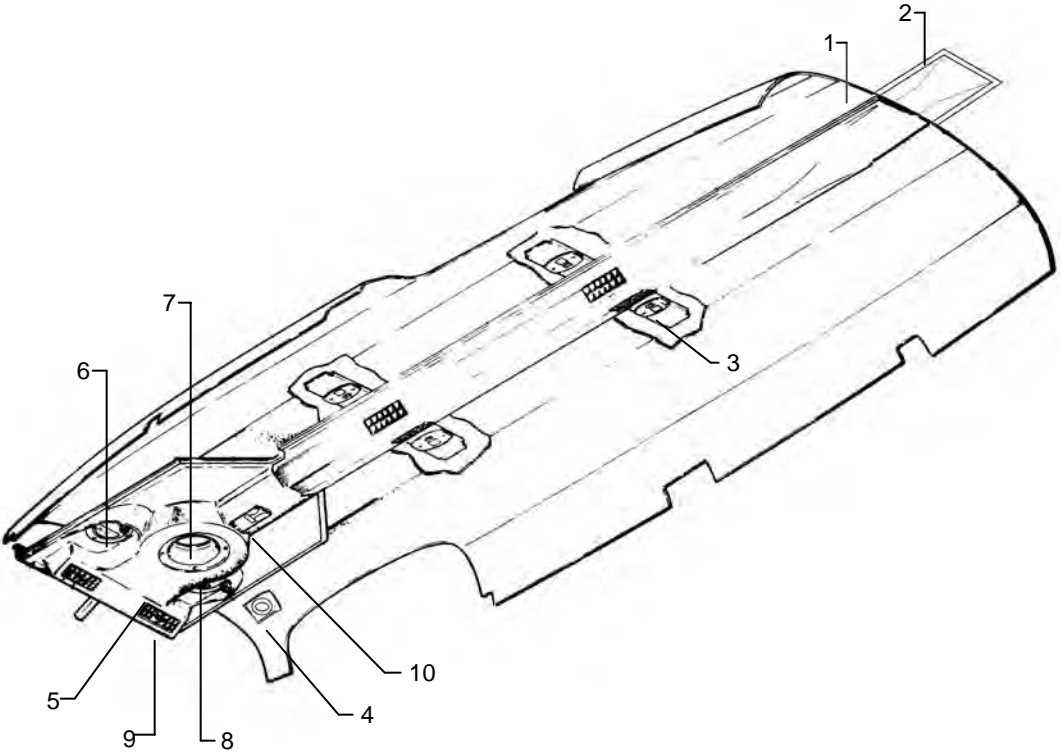


Figure 39A. Forward Fresh Air Duct and Headliner Installation  
(Serial numbers 3448038 and up)



**PIPER AIRCRAFT  
PA-34-220T  
AIRPLANE PARTS CATALOG**

---

CODE EXPLANATIONS FOR FIGURE 39A

- A - Ducting is part of Headliner Panel Assembly.
- B - Includes Terminal, Plug, and Light Assembly.

**PIPER AIRCRAFT  
PA-34-220T  
AIRPLANE PARTS CATALOG**

Figure and Index Number	Part Number	Code	Nomenclature	No. Req.	Serial Numbers Affected
39A-	85200 37874		DRAWING - Interior Installation DRAWING - Courtesy Lights Installation		3448038 and up
-1	85210-92 473 195	A	PANEL ASSEMBLY - Headliner * LOUVER - (441AHS)	1 4	3448038 and up 3448038 and up
-2	85210-123		DUCT - Transition, overhead rear	1	3448038 and up
-3	85311-04 472 027		LIGHT ASSEMBLY - Reading * LAMP	4 1	3448038 and up 3448038 and up
	85310-02		* BEZEL	1	3448038 and up
-4	37871-08 572 611	B	LIGHT ASSEMBLY - Cabin entrance * LIGHT ASSEMBLY - (A325-ML-28)	1 1	3448038 and up 3448038 and up
-5	78731-17 85210-160		OVERHEAD ASSEMBLY - Forward, fresh air vent (with speaker) * PANEL ASSEMBLY - Cockpit headliner (with speaker hole)	1 1	3448038 and up 3448038 and up
-6	87396-03 571 136		* LIGHT ASSEMBLY - Cockpit, overhead * KNOB	2 2	3448038 and up 3448038 and up
-7	99820-03 68441-00		* SPEAKER * BAFFLE - Speaker	1 1	3448038 and up 3448038 and up
-8	68440-00 414 783		* RING - Speaker * SCREW - (MS24693-C51)	1 4	3448038 and up 3448038 and up
-9	473 195 461 391 406 424		* LOUVER - (441AHS) * FRAME - Louver (655A) * NUT - (C2733-040-1)	2 2 8	3448038 and up 3448038 and up 3448038 and up
-10	653 640 69669-77		CABLE ASSEMBLY PLACARD - Cabin air, pull off (582 457)	1 1	3448038 and up 3448038 and up

When ordering, always specify Part Number, Description, and Serial Number of Aircraft

Revised: March 10, 2009

**PIPER AIRCRAFT  
PA-34-220T  
AIRPLANE PARTS CATALOG**

---

**THIS PAGE INTENTIONALLY LEFT BLANK**

**PIPER AIRCRAFT  
PA-34-220T  
AIRPLANE PARTS CATALOG**

---

**THIS PAGE INTENTIONALLY LEFT BLANK**

**PIPER AIRCRAFT  
PA-34-220T  
AIRPLANE PARTS CATALOG**

---

**THIS PAGE INTENTIONALLY LEFT BLANK**

PIPER AIRCRAFT  
PA-34-220T  
AIRPLANE PARTS CATALOG

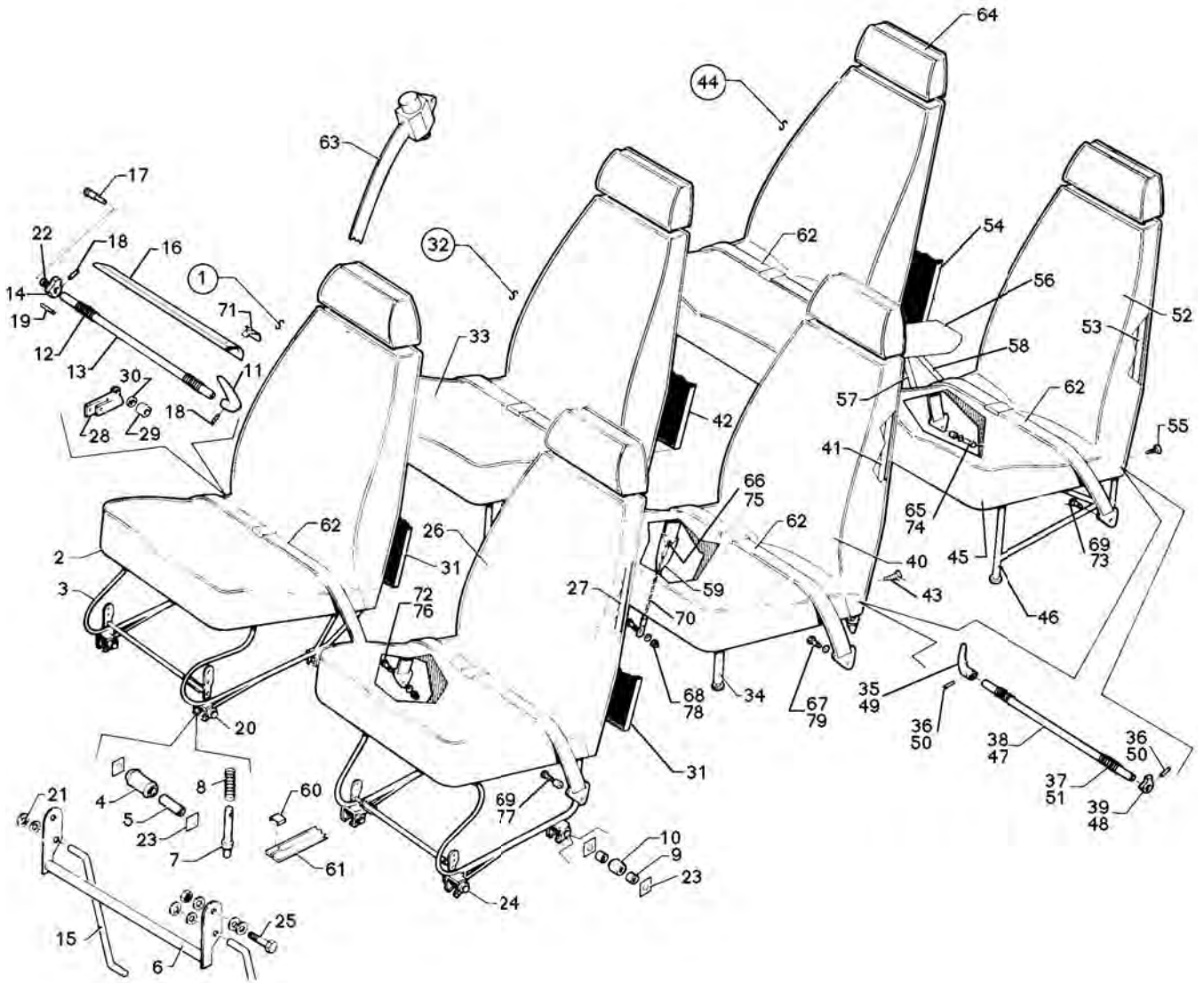


Figure 40. Seats Installation

Revised: June 10, 2008

**PIPER AIRCRAFT  
PA-34-220T  
AIRPLANE PARTS CATALOG**

---

CODE EXPLANATIONS FOR FIGURE 40

- A - Refer to figure 41 if vertically adjustable front seats are installed and figure 44 if aft facing center seats are installed.
- B - When ordering for 1981 and 1982 models, specify color red (color code 792), blue (color code 793), gold (color code 794), navajo sepia, or navajo cactus. Also specify trim color black or camel, if applicable.
- C - Used if aft facing center seats are installed.
- D - When ordering specify color and material.
- E - Determine outside diameter at center of seat roller. Order part number 18968-00 if outside diameter measures 0.42. Order part number 87332-02 if outside diameter measures 0.62.
- F - Reference Piper Service Bulletin #990, - latest revision.
- G - Reference Piper Service Bulletin #896, - latest revision.

# PIPER AIRCRAFT PA-34-220T AIRPLANE PARTS CATALOG

Figure and Index Number	Part Number	Code	Nomenclature	No. Req.	Serial Numbers Affected
40-	78087	G	DRAWING - Seats Installation		
	78354	G	DRAWING - Shoulder Harness Installation		
-1	79337-19	B,G	SEAT ASSEMBLY - Front, left	1	34-8133001 thru 34-8233215
	79337-80	D,G	SEAT ASSEMBLY - Front, left	1	34-8333001 and up
	79337-45	D,G	SEAT ASSEMBLY - Front, left (luxurious)	1	34-8133001 thru 34-8233215
	79337-76	D,G	SEAT ASSEMBLY - Front, left (luxurious)	1	34-8333001 thru 34-8533069
	89023-04	G	SEAT ASSEMBLY - Front, left (luxurious)	1	34-8633001 and up
	79337-20	B,G	SEAT ASSEMBLY - Front, right	1	34-8133001 thru 34-8233215
	79337-81	D,G	SEAT ASSEMBLY - Front, right	1	34-8333001 and up
	79337-46	D,G	SEAT ASSEMBLY - Front, right (luxurious)	1	34-8133001 thru 34-8233215
	79337-78	D,G	SEAT ASSEMBLY - Front, right (luxurious)	1	34-8333001 thru 34-8533069
	89023-05	G	SEAT ASSEMBLY - Front, right (luxurious)	1	34-8633001 and up
-2	79337-25	B	* CUSHION AND FRAME ASSEMBLY - Front seat, bottom, left	1	34-8133001 thru 34-8233215
	79337-77	D	* CUSHION AND FRAME ASSEMBLY - Front seat, bottom, left	1	34-8333001 and up
	79337-39	D	* CUSHION AND FRAME ASSEMBLY - Front seat, bottom, left (luxurious)	1	34-8133001 thru 34-8233215
	79337-77	D	* CUSHION AND FRAME ASSEMBLY - Front seat, bottom, left (luxurious)	1	34-8333001 and up
	79337-26	B	* CUSHION AND FRAME ASSEMBLY - Front seat, bottom, right	1	34-8133001 thru 34-8233215
	79337-79	D	* CUSHION AND FRAME ASSEMBLY - Front seat, bottom, right	1	34-8333001 and up
	79337-40	D	* CUSHION AND FRAME ASSEMBLY - Front seat, bottom, right (luxurious)	1	34-8133001 thru 34-8233215
	79337-79	D	* CUSHION AND FRAME ASSEMBLY - Front seat, bottom, right (luxurious)	1	34-8333001 and up
-3	79818-02		** FRAME ASSEMBLY - Front seat, bottom, left	1	
	79818-03		** FRAME ASSEMBLY - Front seat, bottom, right	1	
-4	87332-02	E	*** ROLLER - Seat bracket	2	
-5	95061-106		*** SPACER	2	
-6	79207-00		*** HANDLE ASSEMBLY - Seat release	1	
-7	76175-03		*** PLUNGER - Seat	2	
-8	587 299		*** SPRING - Seat plunger (LC-038F-6SS)	2	
-9	95061-161		*** SPACER - Seat	4	
-10	452 386		*** BEARING - (NAS506-4)	2	
-11	79442-00		*** HANDLE - Seat recliner	1	
-12	19336-00		*** SPRING - Seat back adjustment, inboard	1	
	19336-01		*** SPRING - Seat back adjustment, outboard	1	
-13	79230-00		*** TUBE - Reclining mechanism, left and right	1	
-14	19365-02		*** CAM - Reclining seat	2	
-15	79322-05		*** ROD - Seat release (7.68" L.)	2	
-16	76176-00		*** COVER - Reclining seat	1	
-17	79229 00		*** BEARING SHAFT - Seat release, right	1	
-18	480 701		*** PIN - Roll (59-028-125-0625)	3	
-19	480 732		*** PIN - Roll (59-040-187-0937)	2	
-20	401 318		*** BOLT - (AN4-20A)	4	
	477 708		*** NUT - (26C-048)	4	
-21	690 668		*** WASHER (NAS1149FN432P)	4	
	603 820		*** NUT - (C12042-012-1)	4	
-22	79235-00		*** BUSHING - Seat back release, right	1	
-23	79251-00		*** WASHER - Teflon	8	
-24	62833-78		*** WASHER - Seat attachment	8	

When ordering, always specify Part Number, Description, and Serial Number of Aircraft



**PIPER AIRCRAFT  
PA-34-220T  
AIRPLANE PARTS CATALOG**

Figure and Index Number	Part Number	Code	Nomenclature	No. Req.	Serial Numbers Affected
40-25	400 002		*** BOLT - (AN4-5A)	2	
	494 040		*** WASHER - Nylon (PS10011-12)	6	
	404 530		*** NUT - (MS21042-4)	2	
-26	79337-16	B	* CUSHION AND FRAME ASSEMBLY - Front seat back, left	1	34-8133001 thru 34-8233215
	79337-71	D	* CUSHION AND FRAME ASSEMBLY - Front seat back, left	1	34-8333001 and up
	79337-27	D	* CUSHION AND FRAME ASSEMBLY - Front seat back, left (luxurious)	1	34-8133001 thru 34-8233215
	79337-71	D	* CUSHION AND FRAME ASSEMBLY - Front seat back, left (luxurious)	1	34-8333001 and up
	79337-17	B	* CUSHION AND FRAME ASSEMBLY - Front seat back, right	1	34-8133001 thru 34-8233215
	79337-74	D	* CUSHION AND FRAME ASSEMBLY - Front seat back, right	1	34-8333001 and up
	79337-28	D	* CUSHION AND FRAME ASSEMBLY - Front seat back, right (luxurious)	1	34-8133001 thru 34-8233215
	79337-74	D	* CUSHION AND FRAME ASSEMBLY - Front seat back, right (luxurious)	1	34-8333001 and up
-27	79555-00		** FRAME ASSEMBLY - Front seat, back, left	1	
	79555-01		** FRAME ASSEMBLY - Front seat, back, right	1	
-28	99718-05		*** STOP ASSEMBLY - Seat latch, right	1	
-29	453 732		*** BUSHING - Seat back, right (PS10064-375-4)	1	
-30	79554-02		** KNOB - Seat back release, right	1	
-31	78041-02		* COVER ASSEMBLY - Seat back, front, left and right (black)	1	34-8133001 thru 34-8233215
	78041-09	D	* COVER ASSEMBLY - Seat back, front, left and right (luxurious)	1	34-8133001 thru 34-8233215
-32	96827-24	B	SEAT ASSEMBLY - Center, left	1	34-8133001 thru 34-8233215
	96827-39	D	SEAT ASSEMBLY - Center, left	1	34-8333001 thru 34-8533069
	89027-02		SEAT ASSEMBLY - Center, left	1	34-8633001 and up
	96827-33	D	SEAT ASSEMBLY - Center, left (luxurious)	1	34-8133001 thru 34-8233215
	96827-45	D	SEAT ASSEMBLY - Center, left (luxurious)	1	34-8333001 and up
	96827-25	B	SEAT ASSEMBLY - Center, right	1	34-8133001 thru 34-8233215
	96827-40	D	SEAT ASSEMBLY - Center, right	1	34-8333001 thru 34-8533069
	89027-03		SEAT ASSEMBLY - Center, right	1	34-8633001 and up
	96827-34	D	SEAT ASSEMBLY - Center, right (luxurious)	1	34-8133001 thru 34-8233215
	96827-46	D	SEAT ASSEMBLY - Center, right (luxurious)	1	34-8333001 and up
-33	96827-26	B	* CUSHION AND FRAME ASSEMBLY - Center seat, bottom, left	1	34-8133001 thru 34-8233215
	96827-36	D	* CUSHION AND FRAME ASSEMBLY - Center seat, bottom, left	1	34-8333001 and up
	96827-31	D	* CUSHION AND FRAME ASSEMBLY - Center seat, bottom, left (luxurious)	1	34-8133001 thru 34-8233215
	96827-42	D	* CUSHION AND FRAME ASSEMBLY - Center seat, bottom, left (luxurious)	1	34-8333001 and up
	96827-27	B	* CUSHION AND FRAME ASSEMBLY - Center seat, bottom, right	1	34-8133001 thru 34-8233215
	96827-38	D	* CUSHION AND FRAME ASSEMBLY - Center seat, bottom, right	1	34-8333001 and up
	96827-32	D	* CUSHION AND FRAME ASSEMBLY - Center seat, bottom, right (luxurious)	1	34-8133001 thru 34-8233215
	96827-44	D	* CUSHION AND FRAME ASSEMBLY - Center seat, bottom, right (luxurious)	1	34-8333001 and up
-34	99077-16		** FRAME ASSEMBLY - Center seat, bottom, left	1	
	99077-17		** FRAME ASSEMBLY - Center seat, bottom, right	1	
-35	79442-00		*** HANDLE - Seat recliner	1	
-36	480 701		*** PIN - Roll (59-028-125-0625)	3	
-37	19336-00		*** SPRING - Seat back adjustment, inboard	1	
	19336-01		*** SPRING - Seat back adjustment, outboard	1	
-38	19392-15		*** TUBE - Reclining mechanism	1	
-39	19365-02		*** CAM - Reclining seat	2	
-40	79337-16	B	* CUSHION AND FRAME ASSEMBLY - Center seat, back	1	34-8133001 thru 34-8233215
	79337-59	D	* CUSHION AND FRAME ASSEMBLY - Center seat, back	1	34-8333001 and up
	79337-27	D	* CUSHION AND FRAME ASSEMBLY - Center seat, back (luxurious)	1	34-8133001 thru 34-8233215
	79337-71	D	* CUSHION AND FRAME ASSEMBLY - Center seat, back (luxurious)	1	34-8333001 and up

When ordering, always specify Part Number, Description, and Serial Number of Aircraft

Revised: March 10, 2009

# PIPER AIRCRAFT PA-34-220T AIRPLANE PARTS CATALOG

Figure and Index Number	Part Number	Code	Nomenclature	No. Req.	Serial Numbers Affected
40-41	79555-00		** FRAME ASSEMBLY - Center seat, back	1	
-42	78041-02		* COVER ASSEMBLY - Seat back, black	1	34-8133001 thru 34-8233215
	78041-09	D	* COVER ASSEMBLY - Seat back (luxurious)	1	34-8133001 thru 34-8233215
-43	67958-03	D	* BUTTON ASSEMBLY - Seat back	5	34-8133001 thru 34-8233215
	67958-05	D	* BUTTON ASSEMBLY - Seat back	5	34-8333001 and up
-44	79479-02	B,G	SEAT ASSEMBLY - Rear, left	1	34-8133001 thru 34-8233215
	79479-19	D,G	SEAT ASSEMBLY - Rear, left	1	34-8333001 thru 34-8533069
	89046-02	G	SEAT ASSEMBLY - Rear, left	1	34-8633001 and up
	79479-12	D,G	SEAT ASSEMBLY - Rear, left (luxurious)	1	34-8133001 thru 34-8233215
	79479-25	D,G	SEAT ASSEMBLY - Rear, left (luxurious)	1	34-8333001 and up
	79479-07	B,G	SEAT ASSEMBLY - Rear, right	1	34-8133001 thru 34-8233215
	79479-23	D,G	SEAT ASSEMBLY - Rear, right	1	34-8333001 thru 34-8533069
	89046-04	G	SEAT ASSEMBLY - Rear, right	1	34-8633001 and up
	79479-14	D,G	SEAT ASSEMBLY - Rear, right (luxurious)	1	34-8133001 thru 34-8233215
	79479-29	D,G	SEAT ASSEMBLY - Rear, right (luxurious)	1	34-8333001 and up
-45	79479-08	B	* CUSHION AND FRAME ASSEMBLY - Rear seat, bottom, left	1	34-8133001 thru 34-8233215
	79479-20	D	* CUSHION AND FRAME ASSEMBLY - Rear seat, bottom, left	1	34-8333001 and up
	79479-15	D	* CUSHION AND FRAME ASSEMBLY - Rear seat, bottom, left (luxurious)	1	34-8133001 thru 34-8233215
	79479-26	D	* CUSHION AND FRAME ASSEMBLY - Rear seat, bottom, left (luxurious)	1	34-8333001 and up
	79479-11	B	* CUSHION AND FRAME ASSEMBLY - Rear seat, bottom, right	1	34-8133001 thru 34-8233215
	79479-24	D	* CUSHION AND FRAME ASSEMBLY - Rear seat, bottom, right	1	34-8333001 and up
	79479-17	D	* CUSHION AND FRAME ASSEMBLY - Rear seat, bottom, right (luxurious)	1	34-8133001 thru 34-8233215
	79479-30	D	* CUSHION AND FRAME ASSEMBLY - Rear seat, bottom, right (luxurious)	1	34-8333001 and up
-46	79633-02		** FRAME ASSEMBLY - Rear seat, bottom, left	1	
	79633-15		** FRAME ASSEMBLY - Rear seat, bottom, right	1	
-47	19392-15		*** TUBE - Reclining mechanism	1	
-48	19365-02		*** CAM - Reclining seat	2	
-49	79442-00		*** HANDLE - Seat recliner	1	
-50	480 701		*** PIN - Roll (59-028-125-0625)	3	
-51	19336-00		*** SPRING - Seat back adjustment, inboard	1	
	19336-01		*** SPRING - Seat back adjustment, outboard	1	
-52	79337-16	B	* CUSHION AND FRAME ASSEMBLY - Rear seat, back	1	34-8133001 thru 34-8233215
	79337 59	D	* CUSHION AND FRAME ASSEMBLY - Rear seat, back	1	34-8333001 and up
	79337-27	D	* CUSHION AND FRAME ASSEMBLY - Rear seat, back (luxurious)	1	34-8133001 thru 34-8233215
	79337-71	D	* CUSHION AND FRAME ASSEMBLY - Rear seat, back (luxurious)	1	34-8333001 and up
-53	79555-00		** FRAME ASSEMBLY - Rear seat, black	1	
-54	78041-02		* COVER ASSEMBLY - Seat back, black	1	34-8133001 thru 34-8233215
	78041-10	D	* COVER ASSEMBLY - Seat back (luxurious)	1	34-8133001 thru 34-8233215
-55	67958-03	D	* BUTTON ASSEMBLY - Seat back	5	34-8133001 thru 34-8233215
	67958-05	D	* BUTTON ASSEMBLY - Seat back	5	34-8333001 and up
-56	79749-03		ARMREST ASSEMBLY - Rear seat, right	1	
-57	79749-07		* SUPPORT ASSEMBLY - Armrest, forward, black	1	
-58	79749-08		* SUPPORT ASSEMBLY - Armrest, rear, black	1	
-59	68022-14		BOOT - Seat belt attachment, black	2	
-60	62654-00		STOP - Seat track (1.20" L.)	8	
	62654-03	C	STOP - Seat track (3.65" L.), rear	4	
-61	62557-04		TRACK - Front seat	4	

When ordering, always specify Part Number, Description, and Serial Number of Aircraft

# PIPER AIRCRAFT PA-34-220T AIRPLANE PARTS CATALOG

Figure and Index Number	Part Number	Code	Nomenclature	No. Req.	Serial Numbers Affected	
40-62	551 390		BELT ASSEMBLY - Lap, forward (PS50039-4-2A), black	2		
	551 391		BELT ASSEMBLY - Lap, center (PS50039-4-3A), black	2		
	551 392		BELT ASSEMBLY - Lap, rear (PS50039-4-4A), black	2		
	564 862		BELT ASSEMBLY - Lap, forward (PS50039-4-46), gray	2		
	564 858		BELT ASSEMBLY - Lap, center (PS50039-4-43), gray	2	3448038 and up	
	564 862	F	BELT ASSEMBLY - Lap, rear (PS50039-4-46), gray	2		
-63	551 426	G	BELT ASSEMBLY - Shoulder, forward (fixed) (PS50039-4-24), black	2	34-8133001 thru 34-8233215	
	452 692	G	BELT ASSEMBLY - Shoulder, forward (with inertia reel) (PS50039-4-21), black	2		
	690 100	G	BELT ASSEMBLY - Shoulder, forward (with inertia reel) (PS50039-4-39), gray	2	3448038 and up	
	551 424	G	BELT ASSEMBLY - Shoulder, center and rear (fixed) (PS50039-4-22), black	4	34-8133001 thru 34-8233215	
	452 679	G	BELT ASSEMBLY - Shoulder, center and rear (with inertia reel) (PS50039-4-19), black	4		
	564 860	G	BELT ASSEMBLY - Shoulder, center (with inertia reel) (PS50039-4-45), gray	2	3448038 and up	
	564 864	G	BELT ASSEMBLY - Shoulder, rear (with inertia reel) (PS50039-4-48), gray	2	3448038 and up	
	-64	79337-18	B	HEADREST ASSEMBLY - (8" high)	6	34-8133001 thru 34-8233215
		79337-41	D	HEADREST ASSEMBLY - Front, center and rear seats (6" high) (luxurious)	6	34-8133001 thru 34-8233215
		36938-04	D	HEADREST ASSEMBLY - Front, center and rear seats	6	34-8333001 and up
	-65	63900-147		BUSHING - Seat belt attachment	2	
	-66	63900-149		BUSHING - Seat belt attachment	2	
	-67	63900-146		BUSHING - Seat belt attachment	2	
-68	95061-90		BUSHING - Seat belt attachment	2		
-69	63900-145		BUSHING - Seat belt attachment	4		
-70	96908-00		CABLE ASSEMBLY - Seat belt attachment	2		
-71	76176-02		CLIP - Seat stop	2		
-72	95061-180		BUSHING - Seat belt attachment	2		
-73	400 441		BOLT - (AN3-7A)	2		
	690 612		WASHER - (NAS1149F0363P)	2		
	400 440		BOLT - (AN3-6A)	2		
-74	690 612		WASHER - (NAS1149F0363P)	2		
	401 187		BOLT - (AN5-7A)	2		
	690 628		WASHER - (NAS1149F0563P)	2		
-75	404 531		NUT - (MS21042-5)	2		
	400 441		BOLT - (AN3-7A)	2		
	690 612		WASHER - (NAS1149F0363P)	2		
-76	404 526		NUT - (MS21042-3)	2		
	400 441		BOLT - (AN3-7A)	4		
	401 194		BOLT - (AN5-16A)	2		
-77	690 628		WASHER - (NAS1149F0563P)	2		
	404 889		NUT - (MS20365-524C)	2		
	400 004		BOLT - (AN4-7A)	2		
-79	690 611		WASHER - (NAS1149F0463P)	2		

When ordering, always specify Part Number, Description, and Serial Number of Aircraft

Revised: March 10, 2009

PIPER AIRCRAFT  
PA-34-220T  
AIRPLANE PARTS CATALOG

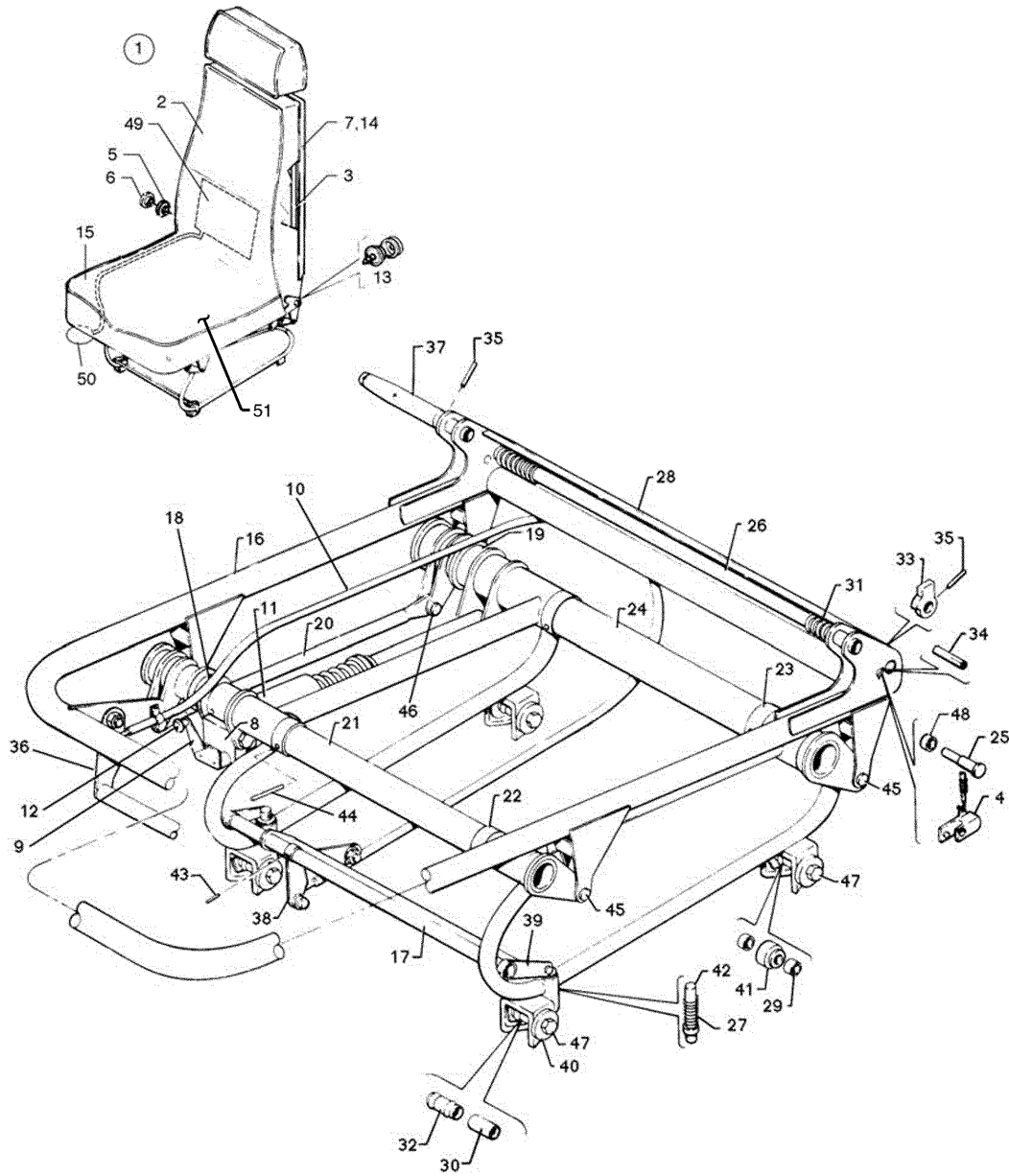


Figure 41. Vertically Adjustable Front Seat Assembly

**PIPER AIRCRAFT  
PA-34-220T  
AIRPLANE PARTS CATALOG**

---

CODE EXPLANATIONS FOR FIGURE 41

- A - When ordering for 1981 and 1982 models, specify color red (color code 792), blue (color code 793), gold (color code 794), navajo sepia, or navajo cactus. Also specify trim color black or camel, if applicable.
- B - When ordering, specify color and material.
- C - Determine outside diameter at center of seat roller. Order part number 18968-00 if outside diameter measures 0.42. Order part number 87332-02 if outside diameter measures 0.62.
- D - Reference Piper Service Bulletin #896, - latest revision.

# PIPER AIRCRAFT PA-34-220T AIRPLANE PARTS CATALOG

Figure and Index Number	Part Number	Code	Nomenclature	No. Req.	Serial Numbers Affected
41-1	79592-02	A,D	SEAT ASSEMBLY - Adjustable front, left	1	34-8133001 thru 34-8233215
	79592-06	B,D	SEAT ASSEMBLY - Adjustable front, left	1	34-8333001 thru 34-8533069
	89026-04	D	SEAT ASSEMBLY - Adjustable front, left	1	34-8633001 and up
	79592-04	B,D	SEAT ASSEMBLY - Adjustable front, left (luxurious)	1	34-8133001 thru 34-8233215
	79592-08	B,D	SEAT ASSEMBLY - Adjustable front, left (luxurious)	1	34-8333001 and up
	79592-03	A,D	SEAT ASSEMBLY - Adjustable front, right	1	34-8133001 thru 34-8233215
	79592-07	B,D	SEAT ASSEMBLY - Adjustable front, right	1	34-8333001 thru 34-8533069
	89026-05	D	SEAT ASSEMBLY - Adjustable front, right	1	34-8633001 and up
	79592-05	B,D	SEAT ASSEMBLY - Adjustable front, right (luxurious)	1	34-8133001 thru 34-8233215
-2	79592-09	B,D	SEAT ASSEMBLY - Adjustable front, right (luxurious)	1	34-8333001 and up
	79337-16	A	* CUSHION ASSEMBLY - Back, left	1	34-8133001 thru 34-8233215
	79337-59	B	* CUSHION ASSEMBLY - Back, left	1	34-8333001 and up
	79337-27	B	* CUSHION ASSEMBLY - Back, left (luxurious)	1	34-8133001 thru 34-8233215
	79337-71	B	* CUSHION ASSEMBLY - Back, left (luxurious)	1	34-8333001 and up
	79337-17	A	* CUSHION ASSEMBLY - Back, right	1	34-8133001 thru 34-8233215
	79337-62	B	* CUSHION ASSEMBLY - Back, right	1	34-8333001 and up
	79337-28	B	* CUSHION ASSEMBLY - Back, right (luxurious)	1	34-8133001 thru 34-8233215
	79337-74	B	* CUSHION ASSEMBLY - Back, right (luxurious)	1	34-8333001 and up
-3	79555-00		** FRAME ASSEMBLY - Back, left	1	
	79555-01		** FRAME ASSEMBLY - Back, right	1	
-4	99718-05		*** STOP ASSEMBLY - Seat latch, right	1	
-5	453 732		*** BUSHING - Seat back, right (PS10064-375-4)	1	
-6	79554-02		** KNOB - Seat back release, right	1	
-7	78041-02		** COVER ASSEMBLY - Seat back, right (black)	1	
	78041-09		** COVER ASSEMBLY - Seat back, right (luxurious)	1	
-8	37902-06		* ADAPTER - Seat control	1	
-9	37902-08		* CONTROL ARM - Actuator, left	1	
	89977-07		* CONTROL ARM - Actuator, left	1	3448005 and up
	37902-09		* CONTROL ARM - Actuator, right	1	
-10	554 422		* CABLE ASSEMBLY - Seat track release (crew operated, length 27") (PS50146-8-1)	1	
-11	89178-10		* CYLINDER ASSEMBLY - Seat adjustment	1	
	587 404		** SPRING - Gas, Seat adjustment	1	
-12	471 084		* KNOB - Actuator (533)	1	
	690 659		* WASHER - (MS35333-107)	1	
-13	67958-03	B	* BUTTON ASSEMBLY - Seat back	5	34-8133001 thru 34-8233215
	67958-05	B	* BUTTON ASSEMBLY - Seat back	5	34-8333001 and up
-14	78041-02		* COVER ASSEMBLY - Seat back, black	1	34-8133001 thru 34-8233215
	78041-09	B	* COVER ASSEMBLY - Seat back (luxurious)	1	34-8133001 thru 34-8233215
-15	556 471		* COVER ASSEMBLY - Seat bottom, gold (with black trim)	1	34-8133001 thru 34-8233215
	555 884		* COVER ASSEMBLY - Seat bottom, navajo sepia (with camel trim)	1	34-8133001 thru 34-8233215
	555 885		* COVER ASSEMBLY - Seat bottom, navajo cactus (with camel trim)	1	34-8133001 thru 34-8233215
	555 888		* COVER ASSEMBLY - Seat bottom, navajo sepia (with black trim)	1	34-8133001 thru 34-8233215
	555 889		* COVER ASSEMBLY - Seat bottom, navajo cactus (with black trim)	1	34-8133001 thru 34-8233215
	556 932		* COVER ASSEMBLY - Seat bottom, red	1	34-8133001 thru 34-8233215
	556 933		* COVER ASSEMBLY - Seat bottom, blue	1	34-8133001 thru 34-8233215
	556 474		* COVER ASSEMBLY - Seat bottom, gold (with camel trim)	1	34-8133001 thru 34-8233215
	559 827		* COVER ASSEMBLY - Seat bottom, madrid red (cloth)	1	34-8333001 and up
	556 677		* COVER ASSEMBLY - Seat bottom, firethorn red (velour)	1	34-8133001 thru 34-8233215
	559 721		* COVER ASSEMBLY - Seat bottom, firethorn red (velour)	1	34-8333001 and up
	559 784		* COVER ASSEMBLY - Seat bottom, dark firethorn (leather)	1	34-8333001 and up
	556 678		* COVER ASSEMBLY - Seat bottom, buckskin (velour)	1	34-8133001 thru 34-8233215
	559 829		* COVER ASSEMBLY - Seat bottom, buckskin (cloth)	1	34-8333001 and up
	559 795		* COVER ASSEMBLY - Seat bottom, light buckskin (leather)	1	34-8333001 and up

When ordering, always specify Part Number, Description, and Serial Number of Aircraft

# PIPER AIRCRAFT PA-34-220T AIRPLANE PARTS CATALOG

Figure and Index Number	Part Number	Code	Nomenclature	No. Req.	Serial Numbers Affected
41-15	559 828		* COVER ASSEMBLY - Seat bottom, bahama blue (cloth)	1	34-8333001 and up
	559 700		* COVER ASSEMBLY - Seat bottom, dark blue (velour)	1	34-8333001 and up
	559 748		* COVER ASSEMBLY - Seat bottom, dark blue (leather)	1	34-8333001 and up
	557 035		* COVER ASSEMBLY - Seat bottom, dark cedar (velour)	1	34-8233001 thru 34-8233215
	556 921		* COVER ASSEMBLY - Seat bottom, dark cedar (knit)	1	34-8133001 thru 34-8233215
	559 707		* COVER ASSEMBLY - Seat bottom, dark cedar (knit)	1	34-8333001 and up
	559 772		* COVER ASSEMBLY - Seat bottom, dark cedar (leather)	1	34-8333001 and up
	557 033		* COVER ASSEMBLY - Seat bottom, dark carmine	1	34-8233001 thru 34-8233215
	557 034		* COVER ASSEMBLY - Seat bottom, sandalwood	1	34-8233001 thru 34-8233215
	559 735		* COVER ASSEMBLY - Seat bottom, sandalwood (fabric)	1	34-8333001 and up
	559 728		* COVER ASSEMBLY - Seat bottom, patrician sandalwood (fabric)	1	34-8333001 and up
	559 714		* COVER ASSEMBLY - Seat bottom, dark saddle (knit)	1	34-8333001 and up
	559 760		* COVER ASSEMBLY - Seat bottom, dark saddle (leather)	1	34-8333001 and up
-16	79540-02		* FRAME ASSEMBLY - Bottom, left	1	
	79540-03		* FRAME ASSEMBLY - Bottom, right	1	
-17	76172-03		** TUBE - Bellcrank	1	
-18	76347-01		** BELLCRANK ASSEMBLY - Forward, left	1	
	76347-00		** BELLCRANK ASSEMBLY - Forward, right	1	
-19	79792-02		** BELLCRANK ASSEMBLY - Aft, left	1	
	79792-03		** BELLCRANK ASSEMBLY - Aft, right	1	
-20	76342-00		** LINK ASSEMBLY - Seat	1	
-21	76343-00		** TUBE ASSEMBLY - Forward	1	
-22	76351-02		** BUSHING - Seat	2	
-23	76351-03		** BUSHING - Seat	2	
-24	78361-00		** TUBE ASSEMBLY - Aft	1	
-25	79229-00		** BEARING SHAFT - Seat release, right	1	
-26	79230-02		** TUBE - Seat reclining	1	
-27	587 299		** SPRING - Seat plunger (LC-038F-6SS)	2	
-28	76176-00		** COVER - Reclining seat	1	
-29	95061-161		** SPACER - Seat roller	4	
-30	95061-106		** BEARING - Seat roller	2	
-31	19336-00		** SPRING - Seat back adjustment, inboard	1	
	19336-01		** SPRING - Seat back adjustment, outboard	1	
-32	87332-02	C	** ROLLER - Seat	2	
-33	19365-02		** CAM - Reclining seat	2	
-34	480 732		** PIN - Roll (59-040-187-0937)	2	
-35	480 701		** PIN - Roll (59-028-125-0625)	3	
-36	79207-00		** HANDLE - Seat release	1	
-37	79442-00		** HANDLE - Seat recliner	1	
-38	76187-00		** ARM ASSEMBLY - Seat release	1	
-39	76178-00		** ARM ASSEMBLY - Seat latch	2	
-40	62833-78		** WASHER	8	
-41	452 386		** ROLLER - (NAS506-4)	2	
-42	76175-00		** PLUNGER	2	
-43	480 426		** PIN - (MS171526) .50 long	3	
-44	480 789		** PIN - (MS171594)	4	
-45	424 174		** PIN - (MS20392-2C11)	4	
	690 612		** WASHER - (NAS1149F0363P)	4	
	424 051		** COTTER PIN - (MS24665-132)	4	
-46	424 205		** PIN - (MS20392-3C17)	2	
	690 611		** WASHER - (NAS1149F0463P)	2	
	424 051		** COTTER PIN - (MS24665-132)	2	
-47	401 318		** BOLT - (AN4-20A) Rear	4	
	477 708		** NUT - (26C-048) Rear	4	
-48	79235-00		** BUSHING - Seat back release, right	1	

When ordering, always specify Part Number, Description, and Serial Number of Aircraft

Revised: March 10, 2009

**PIPER AIRCRAFT  
PA-34-220T  
AIRPLANE PARTS CATALOG**

<b>Figure and Index Number</b>	<b>Part Number</b>	<b>Code</b>	<b>Nomenclature</b>	<b>No. Req.</b>	<b>Serial Numbers Affected</b>
41-49	02585-04		LUMBAR ASSEMBLY - Pilot seat	1	
	02585-05		LUMBAR ASSEMBLY - Copilot seat	1	
	02585-06		* PAD	1	
	686 207		* BLADDER - with 24" hose	1	
-50	453 024		PUMP ASSEMBLY	1	
	454 935		CLAMP	1	
-51	455 770		CUSHION - (104902-2)	1	

When ordering, always specify Part Number, Description, and Serial Number of Aircraft



PIPER AIRCRAFT  
PA-34-220T  
AIRPLANE PARTS CATALOG

---

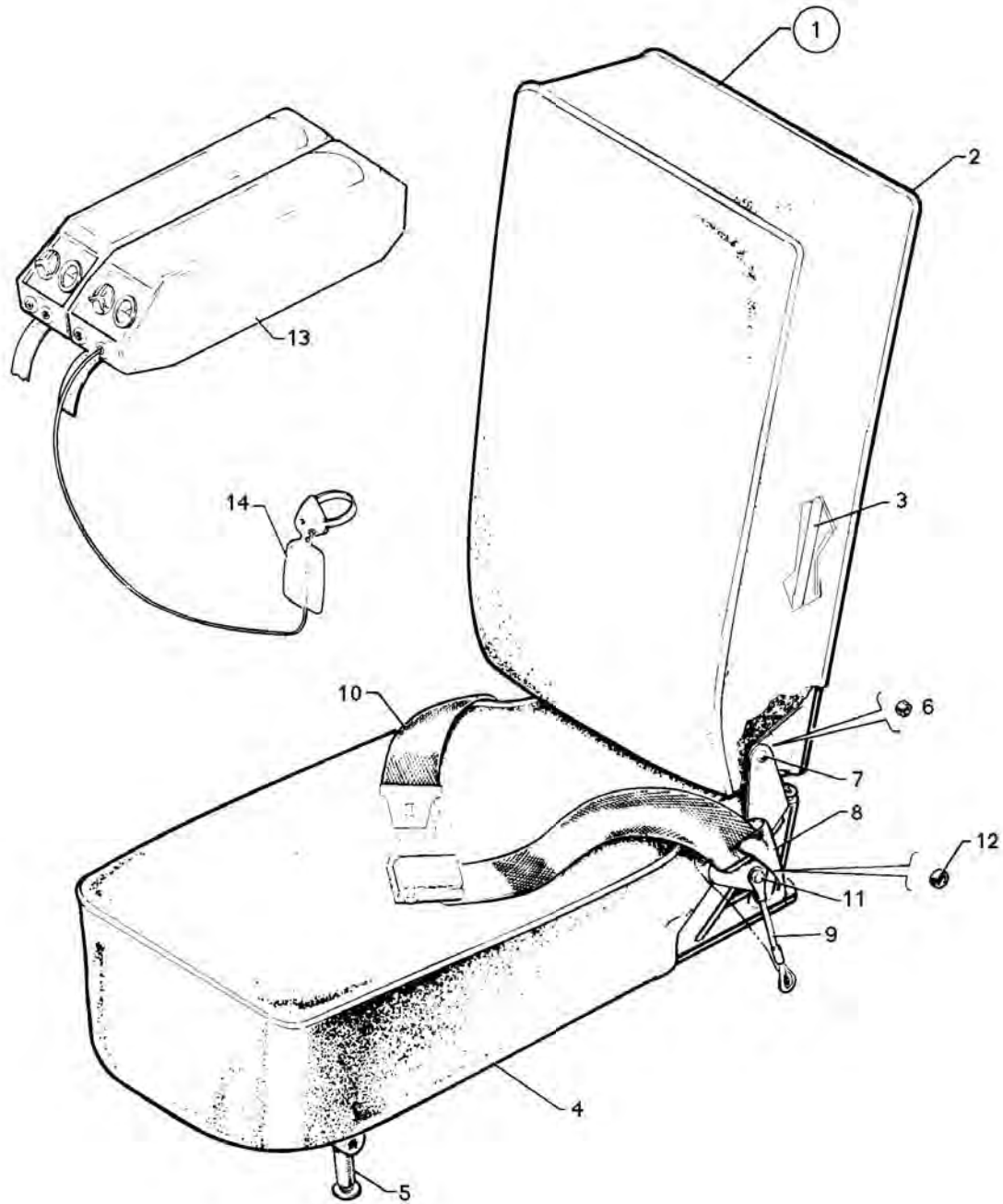


Figure 42. 7th Seat Installation

Revised: June 10, 2008

**PIPER AIRCRAFT  
PA-34-220T  
AIRPLANE PARTS CATALOG**

---

CODE EXPLANATIONS FOR FIGURE 42

- A - When ordering for 1981 and 1982 models, specify color red (color code 792), blue (color code 793), gold (color code 794), navajo sepia or navajo cactus. Also specify trim color camel or black, if applicable.
- B - When ordering, specify color and material.
- C - Reference Piper Service Bulletin #896, - latest revision.

# PIPER AIRCRAFT PA-34-220T AIRPLANE PARTS CATALOG

Figure and Index Number	Part Number	Code	Nomenclature	No. Req.	Serial Numbers Affected
42-	69595 37684	C	DRAWING - 7th Seat Installation DRAWING - Portable Oxygen System		
-1	78108-12	A,C	SEAT ASSEMBLY	1	34-8133001 thru 34-8233215
	78108-23	B,C	SEAT ASSEMBLY	1	34-8333001 and up
	78108-14	B,C	SEAT ASSEMBLY - (Luxurious)	1	34-8133001 thru 34-8233215
	78108-26	B,C	SEAT ASSEMBLY - (Luxurious)	1	34-8333001 and up
-2	78108-03	A	* CUSHION AND FRAME ASSEMBLY - Back	1	34-8133001 thru 34-8233215
	78108-24	B	* CUSHION AND FRAME ASSEMBLY - Back	1	34-8333001 and up
	78108-15	B	* CUSHION AND FRAME ASSEMBLY - Back (luxurious)	1	34-8133001 thru 34-8233215
	78108-27	B	* CUSHION AND FRAME ASSEMBLY - Back (luxurious)	1	34-8333001 and up
-3	69066-00		** FRAME ASSEMBLY - Seat back	1	
-4	78108-10	A	* CUSHION AND FRAME ASSEMBLY - Bottom	1	34-8133001 thru 34-8233215
	78108-25	B	* CUSHION AND FRAME ASSEMBLY - Bottom	1	34-8333001 and up
	78108-16	B	* CUSHION AND FRAME ASSEMBLY - Bottom (luxurious)	1	34-8133001 thru 34-8233215
	78108-28	B	* CUSHION AND FRAME ASSEMBLY - Bottom (luxurious)	1	34-8333001 and up
-5	69067-10		** FRAME ASSEMBLY - Seat bottom	1	
-6	63900-133		* BUSHING	2	
-7	400 670		* BOLT - (AN23-8)	2	
-8	68022-14		BOOT - Seat belt attachment. black	2	
-9	96908-00		CABLE ASSEMBLY - Seat belt attachment	2	
-10	551 391		BELT ASSEMBLY - Safety (PS50039-4-3A)	1	
-11	401 187		BOLT - (AN5-7A)	2	
	690 628		WASHER - (NAS1149F0563P)	2	
	404 531		NUT - (MS21042-5)	2	
-12	63900-149		BUSHING - Seat belt attachment	2	
-13	470 637		KIT - Complete oxygen system (802180-05)	1	
-14	761 743		* SKY MASK WITH MICROPHONE AND CONNECTOR ASSEMBLY - Pilot	1	
	761 653		* SKY MASK AND CONNECTOR ASSEMBLY - Copilot	1	
	761 654		* TWO SKY MASKS WITH DUAL MANIFOLD ASSEMBLY - Passenger (with 5' hose)	1	
	761 655		* TWO SKY MASKS WITH DUAL MANIFOLD ASSEMBLY - Passenger (with 7.5' hose)	1	

When ordering, always specify Part Number, Description, and Serial Number of Aircraft

Revised: March 10, 2009

PIPER AIRCRAFT  
PA-34-220T  
AIRPLANE PARTS CATALOG

---

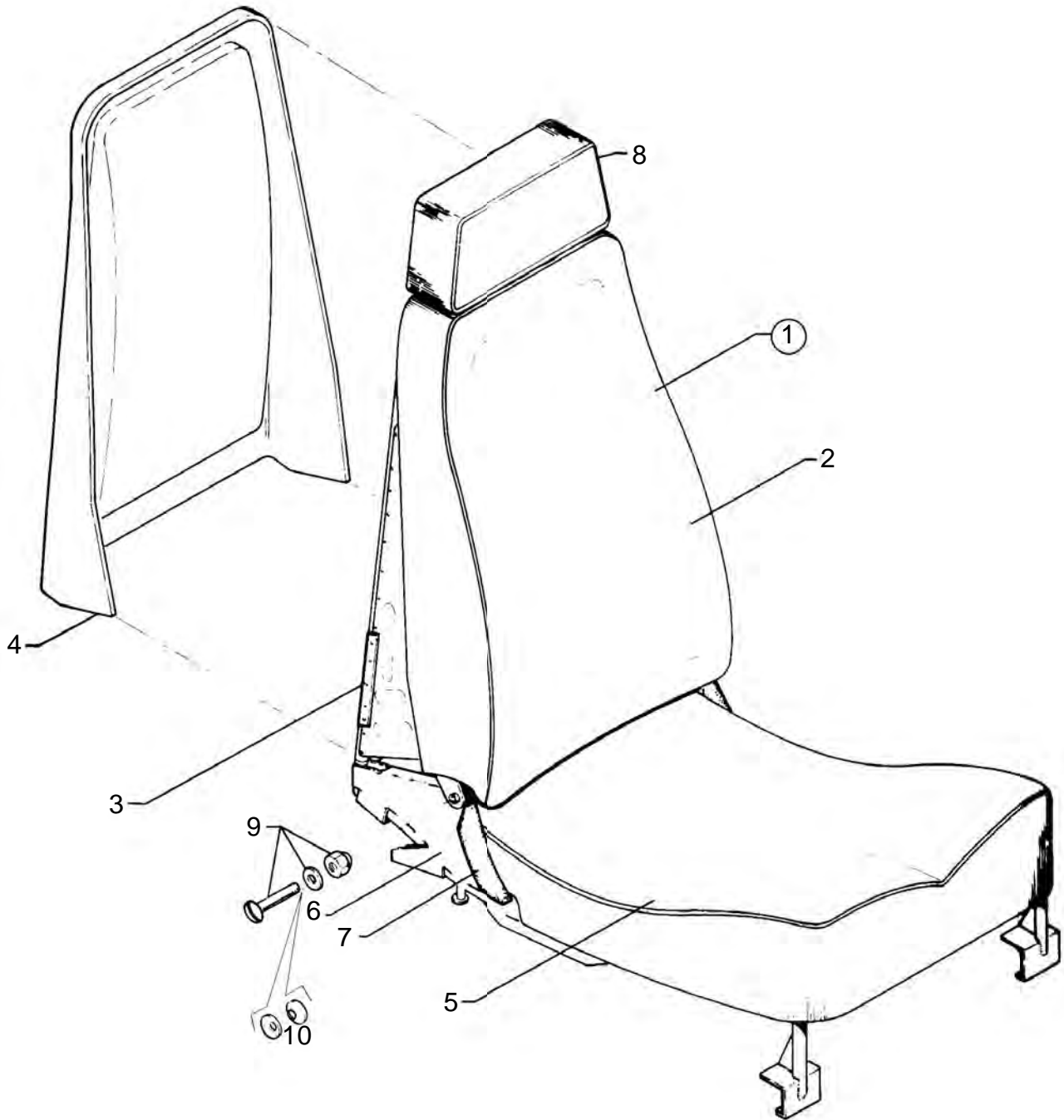


Figure 43. Aft Facing Seat Assembly - Center

Revised: June 10, 2008

**PIPER AIRCRAFT  
PA-34-220T  
AIRPLANE PARTS CATALOG**

---

CODE EXPLANATIONS FOR FIGURE 43

- A - When ordering, specify color and material.
- B - Used with 89036-02 seat assembly only.
- C - Not used with 89036-02 seat assembly.
- D - Reference Piper Service Bulletin #896, - latest revision.

**PIPER AIRCRAFT  
PA-34-220T  
AIRPLANE PARTS CATALOG**

Figure and Index Number	Part Number	Code	Nomenclature	No. Req.	Serial Numbers Affected
43-1	37799-16	A,D	SEAT ASSEMBLY - Center, aft facing	2	34-8133001 thru 34-8233215
	37799-22	A,D	SEAT ASSEMBLY - Center, aft facing	2	34-8333001 thru 34-8533069
	89036-02	D	SEAT ASSEMBLY - Center, aft facing	2	34-8633001 and up
	37799-17	A,D	SEAT ASSEMBLY - Center, aft facing (luxurious)	2	34-8133001 thru 34-8233215
	37799-25	A,D	SEAT ASSEMBLY - Center, aft facing (luxurious)	2	34-8333001 and up
-2	37799-03	A	* CUSHION ASSEMBLY - Seat back	1	34-8133001 thru 34-8233215
	37799-20	A	* CUSHION ASSEMBLY - Seat back	1	34-8333001 and up
	37799-11	A	* CUSHION ASSEMBLY - Seat back (luxurious)	1	34-8133001 thru 34-8233215
	37799-23	A	* CUSHION ASSEMBLY - Seat back (luxurious)	1	34-8333001 and up
	89036-03	B	* BACK ASSEMBLY - Seat	1	
	89036-05	B	** COVER - Seat back	1	
-3	37796-02		** FRAME ASSEMBLY - Seat back	1	
-4	37823-07	A,C	** COVER ASSEMBLY - Seat back (without map rack)		
			(luxurious)	1	
-5	37799-04	A	* CUSHION ASSEMBLY - Seat bottom	1	34-8133001 thru 34-8233215
	37799-21	A	* CUSHION ASSEMBLY - Seat bottom	1	34-8333001 and up
	37799-12	A	* CUSHION ASSEMBLY - Seat bottom (luxurious)	1	34-8133001 thru 34-8233215
	37799-24	A	* CUSHION ASSEMBLY - Seat bottom (luxurious)	1	34-8333001 and up
	89036-04	B	* BOTTOM ASSEMBLY - Seat	1	
-6	37797-02		** FRAME ASSEMBLY - Seat bottom	1	
-7	37824-02	A	** COVER - Seat bottom, side	2	
-8	36938-03	A	* HEADREST ASSEMBLY - Seat (luxurious)	1	
	89028-02	B	* HEADREST ASSEMBLY - Seat	1	
-9	400 916		* SCREW - (AN24-26A)	2	
	690 611		* WASHER - (NAS1149F0463P)	4	
	477 708		* NUT - (26C-048)	2	
-10	408 834		* WASHER - (AM251215)	4	

When ordering, always specify Part Number, Description, and Serial Number of Aircraft

PIPER AIRCRAFT  
PA-34-220T  
AIRPLANE PARTS CATALOG

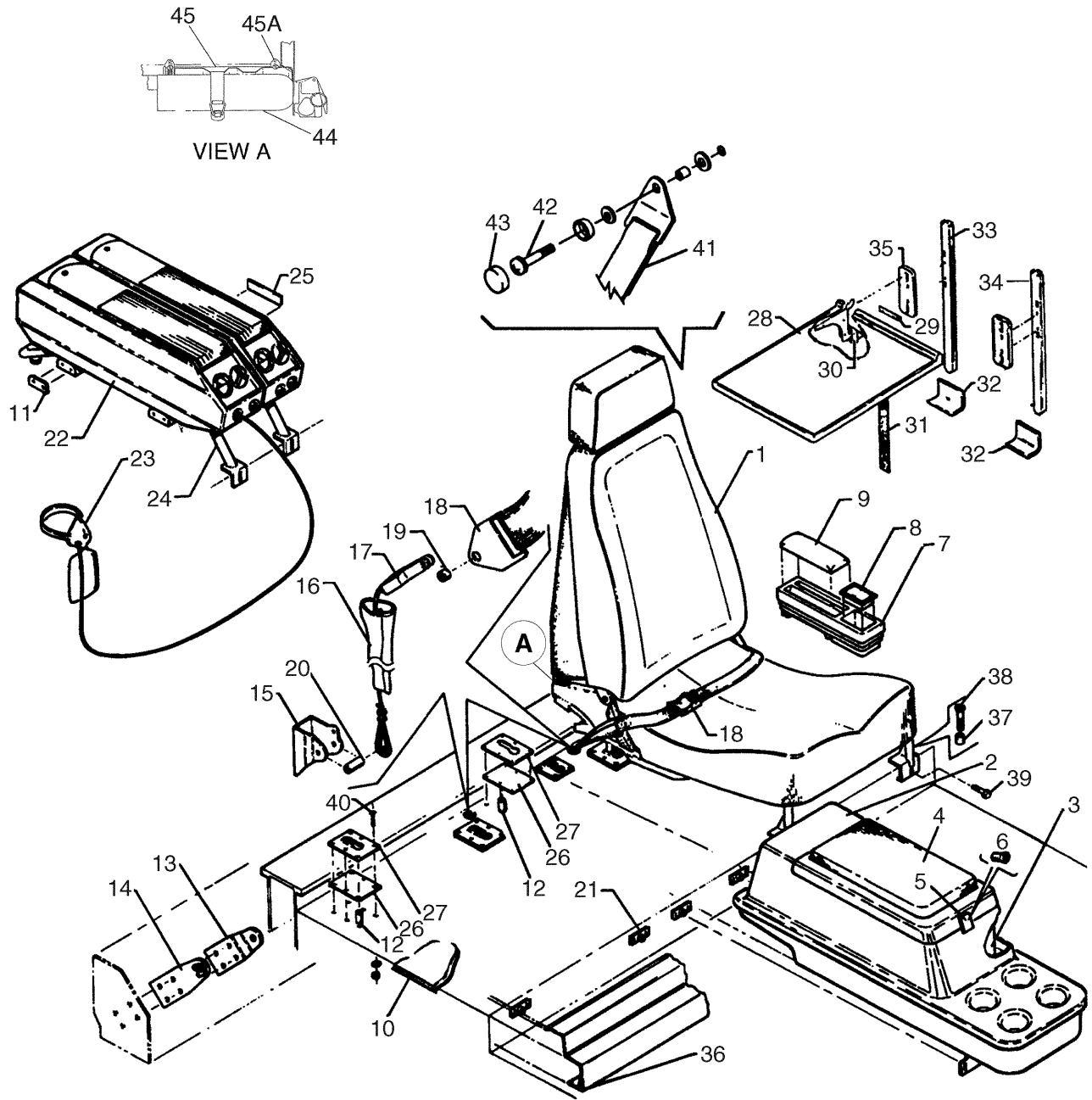


Figure 44. Club Seating Installation

Revised: March 10, 2009

**PIPER AIRCRAFT  
PA-34-220T  
AIRPLANE PARTS CATALOG**

---

CODE EXPLANATIONS FOR FIGURE 44

- A - See figure 43 for component parts.
- B - Specify color and material when ordering.
- C - Specify color when ordering.
- D - Used if center console is not installed.
- E - Used if center console is installed.
- F - Item not illustrated.
- G - Reference Piper Service Bulletin #990, - latest revision.
- H - Reference Piper Service Bulletin #896, - latest revision.



**PIPER AIRCRAFT  
PA-34-220T  
AIRPLANE PARTS CATALOG**

Figure and Index Number	Part Number	Code	Nomenclature	No. Req.	Serial Numbers Affected
44-	37825 100801	H	DRAWING - Club Seats Installation DRAWING - Fire Extinguisher Installation		
-1	37799-16	A,C,H	SEAT ASSEMBLY - Center, aft facing	2	34-8133001 thru 34-8233215
	37799-22	A,B,H	SEAT ASSEMBLY - Center, aft facing	2	34-8333001 thru 34-8533069
	89036-02	A,H	SEAT ASSEMBLY - Center, aft facing	2	34-8633001 and up
	37799-17	A,B,H	SEAT ASSEMBLY - Center, aft facing (luxurious)	2	34-8133001 thru 34-8233215
	37799-25	A,B,H	SEAT ASSEMBLY - Center, aft facing (luxurious)	2	34-8333001 and up
-2	79750-00	C	CONSOLE ASSEMBLY	1	
-3	758 097		* ICE CHEST - Console (3076-3)	1	
-4	551 959		* ARM PAD ASSEMBLY - Console (dark blue, velour)	1	
	552 518		* ARM PAD ASSEMBLY - Console (dark blue, vinyl)	1	34-8133001 thru 34-8233215
	559 757		* ARM PAD ASSEMBLY - Console (dark blue, leather)	1	34-8333001 and up
	680 006		* ARM PAD ASSEMBLY - Console (blue, vinyl)	1	34-8333001 and up
	551 957		* ARM PAD ASSEMBLY - Console (firethorn red, velour)	1	
	552 517		* ARM PAD ASSEMBLY - Console (firethorn red, vinyl)	1	34-8133001 thru 34-8233215
	559 792		* ARM PAD ASSEMBLY - Console (firethorn red, leather)	1	34-8333001 and up
	680 005		* ARM PAD ASSEMBLY - Console (red, vinyl)	1	34-8333001 and up
	551 958		* ARM PAD ASSEMBLY - Console (buckskin, velour)	1	34-8133001 thru 34-8233215
	680 007		* ARM PAD ASSEMBLY - Console (light buckskin, vinyl)	1	34-8333001 and up
	559 804		* ARM PAD ASSEMBLY - Console (light buckskin, leather)	1	34-8333001 and up
	552 516		* ARM PAD ASSEMBLY - Console (dark cedar, knit)	1	
	559 781		* ARM PAD ASSEMBLY - Console (dark cedar, leather)	1	34-8333001 and up
	579 116		* ARM PAD ASSEMBLY - Console (dark carmine, velour)	1	34-8233001 thru 34-8233215
	579 117		* ARM PAD ASSEMBLY - Console (sandalwood, fabric)	1	34-8233001 and up
	680 132		* ARM PAD ASSEMBLY - Console (patrician sandalwood, fabric)	1	34-8333001 and up
	680 004		* ARM PAD ASSEMBLY - Console (dark saddle, knit)	1	34-8333001 and up
	559 769		* ARM PAD ASSEMBLY - Console (dark saddle, leather)	1	34-8333001 and up
-5	761 301		* LATCH ASSEMBLY - (07-10-201-12) black	1	
-6	519 900		* SCREW - (MS51862-4C)	4	
-7	66710-17		HOUSING ASSEMBLY - Armrest, left	1	
	66710-16		HOUSING ASSEMBLY - Armrest, right	1	
-8	763 003		* ASH TRAY - (S-25-AR-C)	1	
-9	66710-42		ARMREST ASSEMBLY - Left	2	
	66710-43		ARMREST ASSEMBLY - Right	2	
	66710-44		* PAD - Armrest	2	
-10	37829-03		PANEL ASSEMBLY - Floor center	1	
	37829-10		FLOOR ASSEMBLY	1	3448038 and up
-11	79778-02	C	CAP - Oxygen bottle support	4	
-12	95061-09		SPACER	32	
-13	87297-03		LINK - Seat belt attachment	2	
-14	87297 02		LINK ASSEMBLY - Seat belt attachment	2	
-15	37839-02		FITTING - Seat belt attachment	2	
-16	68022-14		BOOT - Seat belt attachment, black	2	
	67970-02	C	BOOT - Seat belt attachment (luxurious)	2	
-17	96908-00		CABLE ASSEMBLY - Seat belt	2	
-18	551 391		BELT ASSEMBLY - Lap, center (P550039-4-3A), black	2	
	564 868	G	BELT ASSEMBLY - Lap, center (P550039-4-50), gray	2	
-19	63900-149		BUSHING	2	
-20	95061-157		BUSHING	2	
-21	37850-02		PLATE ASSEMBLY - Seats	6	
-22	470 638		KIT - Complete oxygen system (802180-06)	1	

When ordering, always specify Part Number, Description, and Serial Number of Aircraft

Revised: June 10, 2008

# PIPER AIRCRAFT PA-34-220T AIRPLANE PARTS CATALOG

Figure and Index Number	Part Number	Code	Nomenclature	No. Req.	Serial Numbers Affected
44-23	761 743		* SKY MASK WITH MICROPHONE AND CONNECTOR ASSEMBLY - Pilot	1	
	761 653		* SKY MASK AND CONNECTOR ASSEMBLY - Copilot	1	
	761 654		* TWO SKY MASKS WITH DUAL MANIFOLD ASSEMBLY - Passenger (with 5' hose)	1	
	761 655		* TWO SKY MASKS WITH DUAL MANIFOLD ASSEMBLY - Passenger (with 7.5' hose)	1	
-24	79770-11		FRAME ASSEMBLY - Oxygen bottle support	1	
-25	35669-13		* PLACARD - Oxygen bottle installation	1	
-26	99140-00		PLATE - Seat attachment	6	
-27	99141-03		PLATE - Seat attachment	6	
-28	36800-02		TABLE ASSEMBLY	1	
-29	35669-104		* PLACARD - Table stowage	1	
-30	36802-02		CLIP COVER - Table	2	
-31	65440-10		STRAP ASSEMBLY - Table	1	
-32	37825-07		ANGLE - Table mounting bracket	1	
-33	36801-02		BRACKET ASSEMBLY - Table mounting, forward	1	
-34	36801-03		BRACKET ASSEMBLY - Table mounting, aft	1	
-35	36803-02		ESCUTCHEON - Table mount	2	
-36	68613-800	D	STRIP - Trim	1	
	68613-801	E	STRIP - Trim	1	
-37	95061-08		SPACER	6	
-38	414 772		SCREW - (MS24693-S55)	6	
	494 101		WASHER - (PS10092-1-2C)	6	
-39	400 009		BOLT - (AN4-14A)	6	
	690 613		WASHER - (NAS1149F0432P)	6	
-40	415 540		SCREW - (MS35206-250)	36	
	690 616		WASHER - (NAS1149FN832P)	36	
	404 529		NUT - (MS21042-08)	36	
-41	551 594		BELT - Shoulder (PS50039-4-33), black	2	
	564 860		BELT - Shoulder (PS50039-4-45), gray	2	3448038 and up
-42	415 363		SCREW - (MS27039-4-14)	2	
	690 611		WASHER - (NAS1149F0463P)	2	
	690 629		WASHER - (NAS1149F0663P)	2	
	63900-07		SPACER	2	
-43	655 100		COVER - (APP0SC25001M)	2	
	452 104		BASE - Screw cover (APP0SB250P)	2	
-44	100632-002		EXTINGUISHER AND BRACKET	1	
-44a	411 532	F	SCREW - (MS35207-263)	2	
-44b	690 612	F	WASHER - (NAS1149F0363P)	2	
-45	100801-005		SUPPORT ASSEMBLY - Fire extinguisher	1	
-45a	554 552		CLAMP	2	

When ordering, always specify Part Number, Description, and Serial Number of Aircraft

**PIPER AIRCRAFT  
PA-34-220T  
AIRPLANE PARTS CATALOG**

---

**THIS PAGE INTENTIONALLY LEFT BLANK**

**PIPER AIRCRAFT  
PA-34-220T  
AIRPLANE PARTS CATALOG**

---

**THIS PAGE INTENTIONALLY LEFT BLANK**

**PIPER AIRCRAFT  
PA-34-220T  
AIRPLANE PARTS CATALOG**

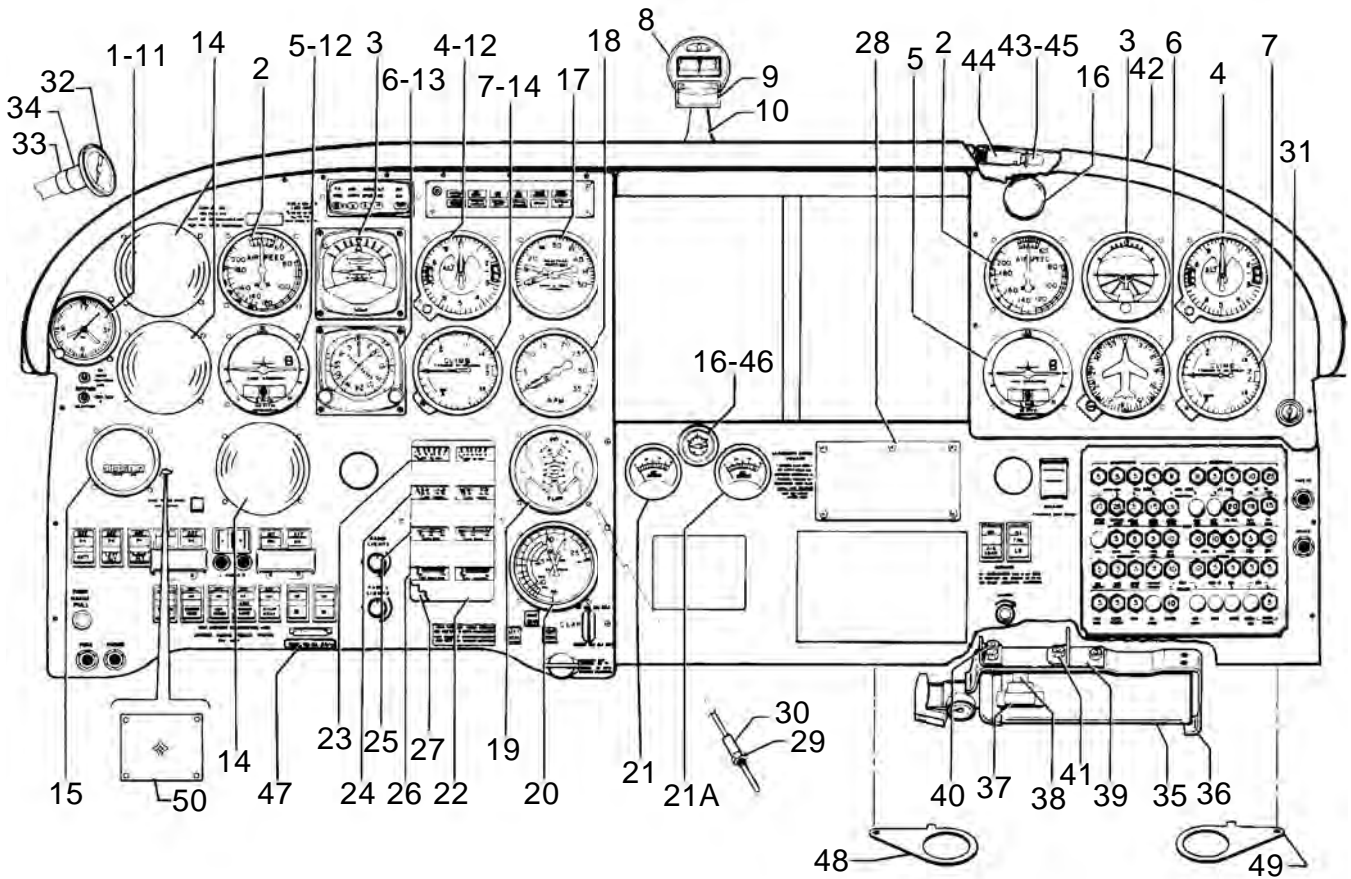


Figure 45. Instrument Panel Installation  
(14 Volt System)

Revised: June 10, 2008

**PIPER AIRCRAFT  
PA-34-220T  
AIRPLANE PARTS CATALOG**

---

CODE EXPLANATIONS FOR FIGURE 45

- A - Used if optional control wheel clock is installed.
- B - Used if optional center fuel cell is not installed.
- C - Used if optional center fuel cell is installed.
- D - Used only if dual instruments are installed.
- E - Used on serial numbers 34-8133001 thru 34-8433033 and 34-8433037 thru 34-8433046.
- F - Used on serial numbers 34-8433034 thru 34-8433036 and 34-8433047 and up.
- G - Fire extinguisher 459 849 is no longer available. Order fire extinguisher 459 885.

# PIPER AIRCRAFT PA-34-220T AIRPLANE PARTS CATALOG

Figure and Index Number	Part Number	Code	Nomenclature	No. Req.	Serial Numbers Affected
45-	39506		DRAWING - Flight Instruments Installation		
	39564		DRAWING - Engine Instruments Installation		
	87211		DRAWING - Hour Meter Instrument Installation		
	39543		DRAWING - Turn and Bank Instrument Installation		
	87217		DRAWING - Compass Installation		
	37238		DRAWING - Exhaust Gas Temperature Gauge Installation		
	87269		DRAWING - Fire Extinguisher Installation		
	87452		DRAWING - Crew Cup Holder Installation		34-8333001 and up
-1	548 868		INSTRUMENT - Clock (MD88P)	1	
-2	548 571		INSTRUMENT - Airspeed (PS50049-58S-2) (Knots)	2	
	548 572		INSTRUMENT - True airspeed (PS50049-58T-2) (Knots)	2	
-3	548 460		INSTRUMENT - Attitude gyro (99002-03)	2	
-4	548 331		INSTRUMENT - Altimeter, sensitive (scale in inches of mercury and millibars to 35,000 feet)	2	
	548 407		INSTRUMENT - Altimeter, encoding (scale in inches of mercury and millibars to 35,000 feet)	1	
-5	548 191		INSTRUMENT - Turn and slip (1234T100) electric	2	
	548 190		INSTRUMENT - Turn coordinator (1394T100) electric	2	
-6	548 435		INSTRUMENT - Directional gyro (99003-03)	2	
-7	550 556		INSTRUMENT - Rate of climb (99010-05)	2	
-8	67462-07		COMPASS ASSEMBLY	1	
-9	565 584		* HOLDER - Compass card (79650-02)	1	
-10	87217-03		HOUSING ASSEMBLY - Compass	1	
-11	67431-07		PLATE ASSEMBLY - Cover	1	
	41679-03	A	PLATE - Cover	1	
-12	67431-00		PLATE ASSEMBLY - Cover	2	
-13	67431-06		PLATE ASSEMBLY - Cover	1	
-14	67431-05		PLATE ASSEMBLY - Cover	4	
-15	548 421		INDICATOR - Engine hour meter (36660-02)	1	
-16	553 683		BUTTON - Plug (SS51149)	2	
-17	548 589		GAUGE ASSEMBLY - Manifold pressure (87374-02)	1	
-18	39648-03	E	INDICATOR - Dual tachometer (electric)	1	
	548 759	F	INDICATOR - Dual tachometer (PS50172-1-1) (electric)	1	
-19	548 810		INSTRUMENT - Dual E. G. T. (87231-02)	1	
-20	548 559		GAUGE ASSEMBLY - Dual fuel flow (37341-02)	1	
-21	550 799		GAUGE - Ammeter (66696-00)	1	34-8133001 thru 34-8233215
	548 713		GAUGE - Ammeter (41505-02)	1	34-8333001 and up
-21a	550 799		GAUGE - Ammeter (66696-00)	1	34-8133001 thru 34-8233215
-22	548 584	B	CLUSTER ASSEMBLY - Instrument (39569-03)	1	
	548 583	C	CLUSTER ASSEMBLY - Instrument (39569-04)	1	
-23	548 076	B	* GAUGE - Fuel quantity (38224-00)	2	
	548 100	C	* GAUGE - Fuel quantity (38224-02)	2	
-24	548 797		* GAUGE - Oil pressure (87363-02)	2	
-25	548 795		* GAUGE - Oil temperature (87361-02)	2	
-26	548 796		* GAUGE - Cylinder head temperature (87362-02)	2	
-27	39570-02		* LENS - Cluster assembly	1	
-28	37704-20		PANEL ASSEMBLY - Ice protection	1	
-29	481 361		PROBE - Exhaust gas temperature (37578-03)	1	
-30	472 340		LEAD - Exhaust gas temperature (37578-04)	1	
-31	472 969		LIGHTER - Cigar (209212)	1	
-32	548 568		INDICATOR - Outside air temperature (87702-02)	1	
	599 144		INDICATOR - Outside air temperature (luminous) (87702-06)	1	
-33	79314-02		SPACER	1	
-34	79314-03		SPACER	1	

When ordering, always specify Part Number, Description, and Serial Number of Aircraft

Revised: March 10, 2009

**PIPER AIRCRAFT  
PA-34-220T  
AIRPLANE PARTS CATALOG**

Figure and Index Number	Part Number	Code	Nomenclature	No. Req.	Serial Numbers Affected
45-35	459 885		FIRE EXTINGUISHER - (344)	1	
	459 849	G	FIRE EXTINGUISHER - (HA1014-01)	1	
-36	35680-12		BRACKET ASSEMBLY - Fire extinguisher	1	
-37	35680-11		* TAB ASSEMBLY - Fire extinguisher	1	
-38	35680-22		* BRACKET - Fire extinguisher	1	
-39	87269-03		PLATE - Fire extinguisher	1	
-40	411 531		SCREW - (MS35207-262)	1	
	690 612		WASHER - (NAS1149F0363P)	1	
	404 526		NUT - (MS21042-3)	1	
-41	411 532		SCREW - (MS35207-263)	3	
	690 612		WASHER - (NAS1149F0363P)	3	
	404 526		NUT - (MS21042-3)	3	
-42	87713-03		SHIELD ASSEMBLY - Glare	1	
-43	472 180		* LAMP - Glareshield (PS10008-1893)	8	
-44	472 090		* HOLDER - Lamp (7-01)	8	
-45	560 840		* FILTER - Lamp (1813/8 LW-1)	8	
-46	548 215		GAUGE - Vacuum (UMA 3-200-1)	1	
-47	69669-106		PLACARD - Auxiliary fuel pumps	1	
-48	87451-02		HOLDER - Crew cup, left	1	34-8333001 and up
-49	87451-03	D	HOLDER - Crew cup, right	1	34-8333001 and up
-50	67431-11		PLATE ASSEMBLY - Cover	1	34-8533001 and up

When ordering, always specify Part Number, Description, and Serial Number of Aircraft



**PIPER AIRCRAFT  
PA-34-220T  
AIRPLANE PARTS CATALOG**

---

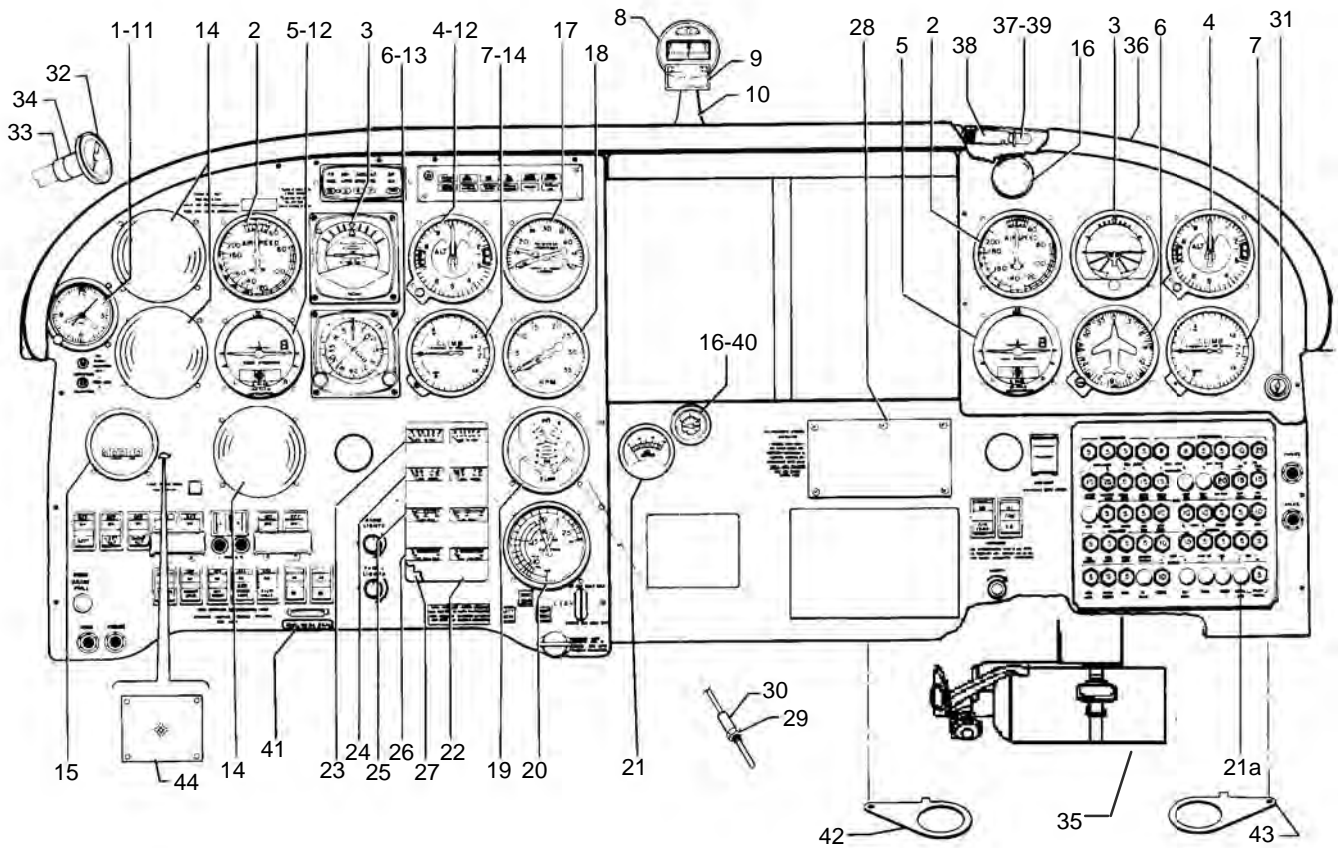


Figure 45A. Instrument Panel Installation  
(28 Volt System, includes serial numbers 3448001 thru 3448037)

Revised: June 10, 2008

**PIPER AIRCRAFT  
PA-34-220T  
AIRPLANE PARTS CATALOG**

---

CODE EXPLANATIONS FOR FIGURE 45A

- A - Used if optional control wheel clock is installed.
- B - Used if optional center fuel cell is not installed.
- C - Used if optional center fuel cell is installed.
- D - Used only if dual instruments are installed.

# PIPER AIRCRAFT PA-34-220T AIRPLANE PARTS CATALOG

Figure and Index Number	Part Number	Code	Nomenclature	No. Req.	Serial Numbers Affected
45A-	39506		DRAWING - Flight Instruments Installation		
	39564		DRAWING - Engine Instruments Installation		
	89481		DRAWING - Hour Meter Instrument Installation		
	95219		DRAWING - Turn and Bank Instrument Installation		
	87217		DRAWING - Compass Installation		
	37238		DRAWING - Exhaust Gas Temperature Gauge Installation		
	87269		DRAWING - Fire Extinguisher Installation		
	87452		DRAWING - Crew Cup Holder Installation		
-1	548 868		INSTRUMENT - Clock, electric (MD88P)	1	
-2	548 571		INSTRUMENT - Airspeed (PS50049-58S-2) (knots)	2	
	548 572		INSTRUMENT - True airspeed (PS50049-58T-2) (knots)	2	
-3	548 460		INSTRUMENT - Attitude gyro	2	
-4	548 331		INSTRUMENT - Altimeter, sensitive (scale in inches of mercury and millibars to 35,000 feet)	2	
	548 407		INSTRUMENT - Altimeter, encoding (scale in inches of mercury and millibars to 35,000 feet)	1	
-5	548 190		INSTRUMENT - Turn coordinator (PS50030-3-5))	2	
	548 299		INSTRUMENT - Turn coordinator (PS50030-11-2)	2	
	548 517		INSTRUMENT - Turn coordinator (PS50030-13-2)	2	
	548 191		INSTRUMENT - Turn and slip (PS50030-2-4)	2	
-6	548 435		INSTRUMENT - Directional gyro (99003-03)	2	
-7	550 556		INSTRUMENT - Rate of climb (99010-05)	2	
-8	67462-08		COMPASS ASSEMBLY	1	
-9	565 584		* HOLDER - Compass card (79650-02)	1	
-10	87217-03		HOUSING ASSEMBLY - Compass	1	
	87217-05		HOUSING ASSEMBLY - Compass	1	3448001 and up
-11	67431-07		PLATE ASSEMBLY - Cover	1	
	41679-03	A	PLATE - Cover	1	
-12	67431-00		PLATE ASSEMBLY - Cover	2	
-13	67431-06		PLATE ASSEMBLY - Cover	1	
-14	67431-05		PLATE ASSEMBLY - Cover	4	
-15	550 580		INDICATOR - Engine hour meter (51006-00)	1	
-16	553 683		BUTTON - Plug (SS51149)	2	
-17	548 589		GAUGE ASSEMBLY - Manifold pressure (87374-02)	1	
-18	599 358		INDICATOR - Dual tachometer (PS50172-2-1) (electric)	1	
-19	548 810		INSTRUMENT - Dual E. G. T. (87231-02)	1	
-20	548 559		GAUGE ASSEMBLY - Dual fuel flow (37341-02)	1	
-21	548 713		GAUGE - Ammeter (41505-02)	1	
-21a	581 657		BUTTON - Plug (P-437)	AR	
-22	39569-08	B	CLUSTER ASSEMBLY - Instrument	1	
	548 896	C	CLUSTER ASSEMBLY - Instrument (39569-09)	1	
-23	38224-07	B	* GAUGE - Fuel quantity	2	
	687 256	C	* GAUGE - Fuel quantity (38224-08)	2	
-24	548 797		* GAUGE - Oil pressure (87363-02)	2	
-25	687 251		* GAUGE - Oil temperature (87361-03)	2	
-26	687 250		* GAUGE - Cylinder head temperature (87362-03)	2	
-27	39570-02		* LENS - Cluster assembly	1	
-28	37704-20		PANEL ASSEMBLY - Ice protection	1	
-29	481 361		PROBE - Exhaust gas temperature (37578-03)	1	
-30	472 340		LEAD - Exhaust gas temperature (37578-04)	1	
-31	472 969		LIGHTER - Cigar (209212)	1	
-32	599 420		INDICATOR - Outside air temperature (1592-70064)	1	
	548 735		INDICATOR - Outside air temperature - (alternate)	1	3448029 and up
-33	79314-02		SPACER	1	
-34	79314-03		SPACER	1	

When ordering, always specify Part Number, Description, and Serial Number of Aircraft

Revised: March 10, 2009

**PIPER AIRCRAFT  
PA-34-220T  
AIRPLANE PARTS CATALOG**

<b>Figure and Index Number</b>	<b>Part Number</b>	<b>Code</b>	<b>Nomenclature</b>	<b>No. Req.</b>	<b>Serial Numbers Affected</b>
45A-35	459 885		FIRE EXTINGUISHER - (344)	1	
-36	87713-23		SHIELD ASSEMBLY - Glare	1	
-37	572 674		* LAMP - Glareshield (PS10008-1820)	8	
-38	472 090		* HOLDER - Lamp (7-01)	8	
-39	560 840		* FILTER - Lamp (1813/8 LW-1)	8	
-40	548 215		GAUGE - Vacuum (UMA 3-200-1)	1	
-41	69669-106		PLACARD - Auxiliary fuel pumps	1	
-42	87451-02		HOLDER - Crew cup, left	1	
-43	87451-03	D	HOLDER - Crew cup, right	1	
-44	67431-11		PLATE ASSEMBLY - Cover	1	

When ordering, always specify Part Number, Description, and Serial Number of Aircraft

**PIPER AIRCRAFT  
PA-34-220T  
AIRPLANE PARTS CATALOG**

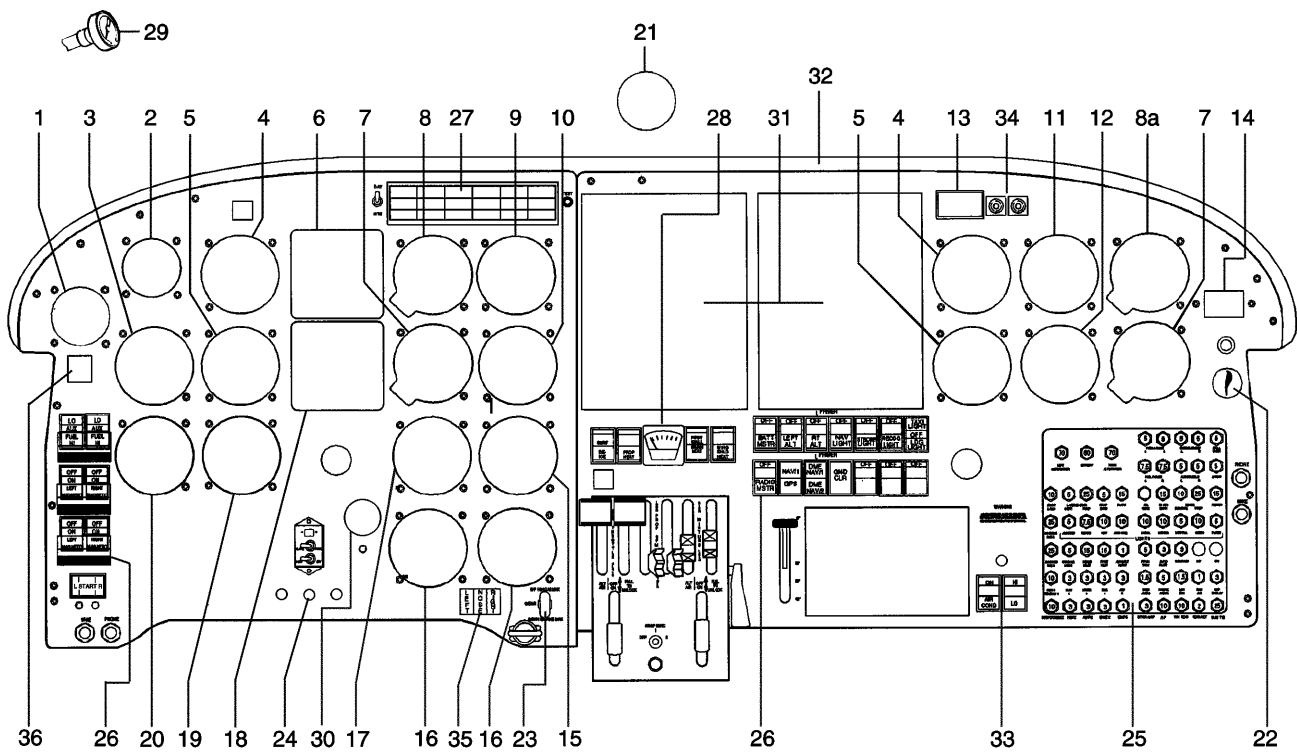


Figure 45B. Instrument Panel Installation  
(Serial numbers 3448038 and up)

Revised: March 10, 2009

**PIPER AIRCRAFT  
PA-34-220T  
AIRPLANE PARTS CATALOG**

---

CODE EXPLANATIONS FOR FIGURE 45B

- A - Number required is two, if dual panel is installed.
- B - Used if dual panel is installed.
- C - See Figure 85B, Circuit Breaker Panel Assembly.
- D - See Figure 85C, Electrical/Avionics Switches.
- E - See Figure 85A, Instrument Panel Electrical Installation.
- F - See Figure 85D, Ice Protection System Controls.
- G - See Figure 82A, Oxygen System Installation.
- H - See Miscellaneous Section for a list of the Avionics Installations.
- J - See Figure 86, Air Conditioning Electrical Installation, if air conditioning is installed.
- K - See Figure 78, Aft Fresh Air Duct Installation, if air conditioning is not installed.
- L - See Figure 94A, Piper Automatic Locator (ELT 910) Installation.
- W - Alternate part.

# PIPER AIRCRAFT PA-34-220T AIRPLANE PARTS CATALOG

Figure and Index Number	Part Number	Code	Nomenclature	No. Req.	Serial Numbers Affected
45B-	85353		DRAWING - Engine Instruments Installation		3448038 and up
	85356		DRAWING - Flight Instruments Installation		3448038 and up
	06305		DRAWING - Optional Equipment Installation - Avionics		
	83352		DRAWING - Electrical Installation (Seneca IV)		3448038 and up
	87240		DRAWING - Outside Air Temperature Indicator Installation		
-1	99480-03		INSTRUMENT - Vacuum gauge (599 537)	1	3448038 and up
-2	89495-02		INSTRUMENT - Clock	1	3448038 and up
-3	548 291		INSTRUMENT - KI-206 VOR/LOC glide slope	1	3448038 and up
-4	548 571	A	INSTRUMENT - Airspeed	1	3448038 and up
-5	548 191	A,W	INSTRUMENT - Turn and slip	1	3448038 and up
	548 190	A,W	INSTRUMENT - Turn coordinator	1	3448038 and up
	548 299	A,W	INSTRUMENT - Turn coordinator	1	3448038 and up
	548 517	A,W	INSTRUMENT - Turn coordinator	1	3448038 and up
-6	651 610		INSTRUMENT - KI-256 Flight command	1	3448038 and up
-7	99010-05	A	INSTRUMENT - Rate of climb (550 556)	1	3448038 and up
-8	548 331	W	INSTRUMENT - Altimeter, sensitive (scale in inches of mercury and millibars to 35,000 feet)	1	3448038 and up
	548 407	W	INSTRUMENT - Altimeter, encoding (scale in inches of mercury and millibars to 35,000 feet)	1	3448038 and up
-8a	548 331	B	INSTRUMENT - Altimeter, sensitive (scale in inches of mercury and millibars to 35,000 feet)	1	3448038 and up
-9	548 589		INSTRUMENT - Dual manifold pressure (87374-02)	1	3448038 and up
-10	599 525		INSTRUMENT - Dual tachometer	1	3448038 and up
-11	548 460	B	INSTRUMENT - Attitude gyro	1	3448038 and up
-12	548 435	B	INSTRUMENT - Directional gyro	1	3448038 and up
-13	548 885		INSTRUMENT - Ammeter	1	3448038 and up
-14	550 580		INSTRUMENT - Engine hour meter (51006-00)	1	3448038 and up
-15	87231-02		INSTRUMENT - Dual exhaust gas temperature (548 810)	1	3448038 and up
-16	599 545		INSTRUMENT - Engine gauge (oil temperature, oil pressure, cylinder head temperature)	2	3448038 and up
-17	599 547		INSTRUMENT - Fuel quantity	1	3448038 and up
-18	470 588		INSTRUMENT - KI-525A Pictorial navigation	1	3448038 and up
-19	548 559		INSTRUMENT - Dual fuel flow (37341-02)	1	3448038 and up
-20	598 181		INSTRUMENT - KI-227-01 ADF	1	3448038 and up
-21	67462-08		INSTRUMENT - Compass assembly	1	3448038 and up
-22	559 030		ELEMENT - Cigar lighter	1	3448038 and up
	494 411		WELL - Cigar lighter	1	3448038 and up
	455 035		CLAMP - Cigar lighter shell	1	3448038 and up
-23	67439-02		KNOB - Landing gear switch (571 233)	1	3448038 and up
-24	571 192		KNOB	3	3448038 and up
-25	-----	C	CIRCUIT BREAKER PANEL ASSEMBLY		3448038 and up
-26	-----	D	ELECTRICAL AND AVIONICS SWITCHES		3448038 and up
-27	-----	E	ANNUNCIATOR PANEL		3448038 and up
-28	-----	F	ICE PROTECTION SYSTEM CONTROLS		3448038 and up
-29	548 735		INSTRUMENT - Outside Air Temperature	1	3448038 and up
	599 420		INSTRUMENT - Outside Air Temperature - (alternate)	1	3448038 and up
	83932-07		BRACKET ASSEMBLY	1	3448038 and up
	87240-06		SHIM	1	3448038 and up
-30	-----	G	INSTRUMENT - Oxygen gauge		3448038 and up
-31	-----	H	AVIONICS INSTALLATIONS		3448038 and up
-32	87713-27		GLARESHIELD ASSEMBLY	1	3448038 and up
-33	-----	J,K	AIR CONDITIONING AND FAN SWITCHES		3448038 and up
-34	-----	E	AMMETER SELECT SWITCHES		3448038 and up
-35	-----	E	LANDING GEAR LIGHT ASSEMBLY		3448038 and up
-36	-----	L	ELT 910 REMOTE SWITCH ASSEMBLY		3448038 and up

When ordering, always specify Part Number, Description, and Serial Number of Aircraft

Revised: March 10, 2009

**PIPER AIRCRAFT  
PA-34-220T  
AIRPLANE PARTS CATALOG**

---

THIS PAGE INTENTIONALLY LEFT BLANK



PIPER AIRCRAFT  
PA-34-220T  
AIRPLANE PARTS CATALOG

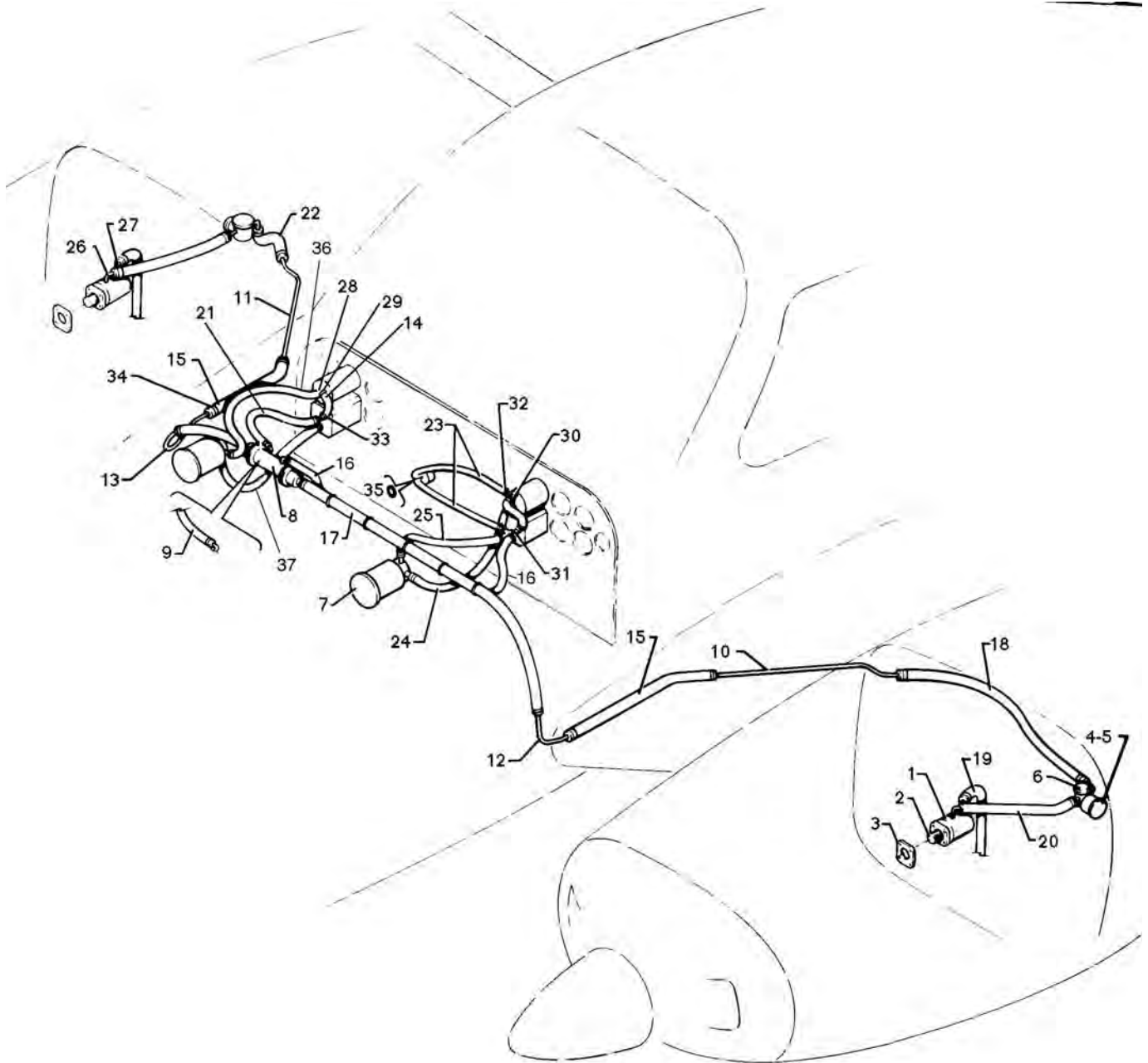


Figure 46. Gyro Vacuum System Installation

Revised: June 10, 2008

**PIPER AIRCRAFT  
PA-34-220T  
AIRPLANE PARTS CATALOG**

---

CODE EXPLANATIONS FOR FIGURE 46

- A - Used if single instruments are installed.
- B - See figure 79 if air conditioning is installed.
- C - See figure 83 if Pneumatic Deice System is installed.
- D - The vacuum gauge is located on the upper left corner of the instrument panel on serial numbers 3448038 and up.
- E - Not used on serial numbers 3448038 and up.
- F - Reference Piper Service Bulletin #1026, - latest revision.
- G - Reference Piper Service Bulletin #1041, - latest revision.

**PIPER AIRCRAFT  
PA-34-220T  
AIRPLANE PARTS CATALOG**

Figure and Index Number	Part Number	Code	Nomenclature	No. Req.	Serial Numbers Affected
46-	39615		DRAWING - Gyro Vacuum System Installation		
-1	26749-07	C	PUMP - Gyro vacuum, left (Airborne 211CC) (461 763)	1	
	26749-08	C	PUMP - Gyro vacuum, right (Airborne 212CW) (461 755)	1	
-2	753 910	F	* COUPLING ASSEMBLY KIT - Vacuum pump drive (No. 350)	1	
-3	751 859		** GASKET - Pump mounting (82-50130-B)	1	
-4	484 091		VALVE - Pressure regulator (2H3-27)	2	
-5	751 815		* FILTER - Air (B3-5-1)	1	
-6	762 437		* SWITCH - (F7-16-2)	1	
-7	460 888	G	FILTER ASSEMBLY - Air (66673-00) (1J7-1)	2	
-8	474 128		CHECK VALVE AND MANIFOLD ASSEMBLY - (1H5-18)	1	
-9	96268-03	A	PLUG ASSEMBLY	1	
-10	37343-84		TUBE - Gyro pressure, left	1	
-11	37343-85		TUBE - Gyro pressure, right	1	
-12	37343-86		TUBE - Gyro pressure, left	1	
-13	37343-87		TUBE - Gyro pressure, right	1	
-14	63913-07		HOSE - Flexible	2	
-15	69015-50		HOSE - Flexible	2	
-16	63913-127	B	HOSE - Flexible	1	
-17	63913-135		HOSE - Flexible	1	
-18	63913-171		HOSE - Flexible	1	
-19	69015-31	B	HOSE - Flexible	2	
-20	69015-32	B	HOSE - Flexible	2	
-21	69015-33		HOSE - Flexible	1	
	63913-44		HOSE - Flexible	1	3448038 and up
-22	69015-34		HOSE - Flexible	1	
-23	69015-36		HOSE - Flexible	2	
	84013-26	D	HOSE - Flexible	2	3448038 and up
-24	69015-48		HOSE - Flexible	1	
-25	69015-49		HOSE - Flexible	1	
-26	458 958		ELBOW - (1K1-6-10)	2	
-27	560 775		ELBOW - (1K8-6-10)	2	
-28	558 913		ELBOW - (1K9-4-6)	1	
-29	451 939		ADAPTER - (1K10-4-6)	3	
-30	560 835	C	TEE - (1K31-4-6-4)	2	
-31	460 585		TEE - (1K31-4-6-6)	2	
-32	554 575		CLAMP	4	
-33	554 678		CLAMP	16	
-34	554 793		CLAMP	18	
-35	484 733	E	O-RING - (15207)	1	
-36	69015-33		HOSE - Flexible	1	
	63913-78		HOSE - Flexible	1	3448038 and up
-37	69015-33		HOSE - Flexible	1	
	69015-48		HOSE - Flexible	1	3448038 and up

When ordering, always specify Part Number, Description, and Serial Number of Aircraft

Revised: March 10, 2009

PIPER AIRCRAFT  
PA-34-220T  
AIRPLANE PARTS CATALOG

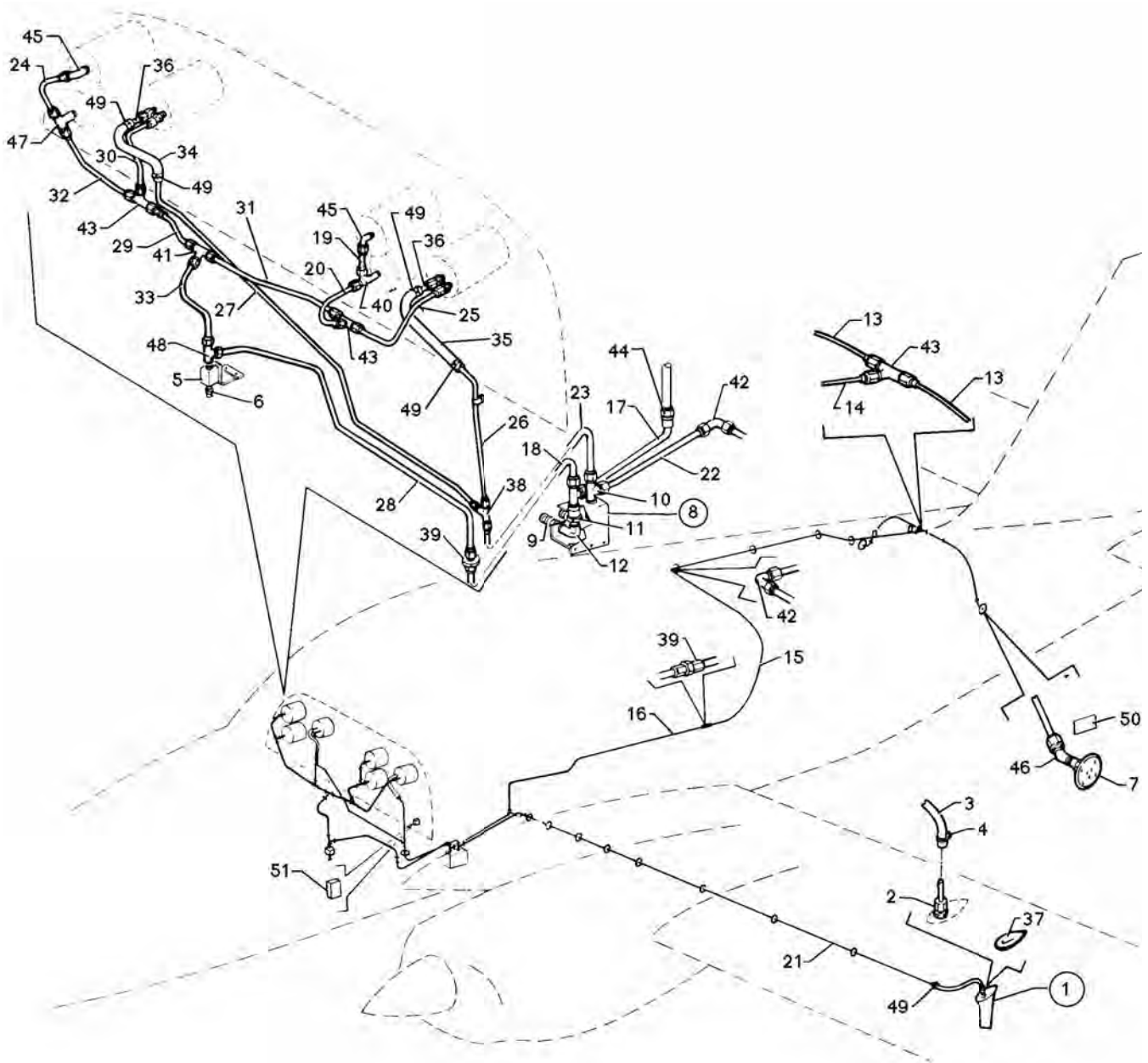


Figure 47. Pitot Static System Installation

Revised: June 10, 2008

**PIPER AIRCRAFT  
PA-34-220T  
AIRPLANE PARTS CATALOG**

---

CODE EXPLANATIONS FOR FIGURE 47

- A - Used if single instrument system is installed.
- B - Used if dual instrument system is installed.
- C - Used if rate of climb instrument is installed.
- D - Used if rate of climb instrument is not installed.
- E - See figure 93A if Century 41 Autopilot is installed.
- F - See figure 97 if Narco AR-500 or United 5125-P3 Altitude Reporter is installed.
- G - See figure 93B if Century 31 AutoPilot is installed.
- H - Used on 28 volt system.

# PIPER AIRCRAFT PA-34-220T AIRPLANE PARTS CATALOG

Figure and Index Number	Part Number	Code	Nomenclature	No. Req.	Serial Numbers Affected
47-	39563		DRAWING - Pitot Static System Installation		
-1	96393-02		HEAD ASSEMBLY - Pitot (unheated)	1	
	96392-06		HEAD ASSEMBLY - Pitot (heated)	1	
	96392-08	H	HEAD ASSEMBLY - Pitot (heated)	1	
-2	556 105		* CONNECTOR - (28-4-2)	1	
-3	63913-34		* HOSE - Pitot air	1	
-4	554 575		* CLAMP	1	
-5	39581-02		VALVE ASSEMBLY - Manifold pitot static	1	
	83368-02		VALVE ASSEMBLY - Manifold pitot static	1	3448038 and up
-6	492 100		* VALVE ASSEMBLY - Alternate static air (CCA-7450)	1	
-7	78039-00		FITTING ASSEMBLY - Static line vent	2	
-8	35574-00		SUMP ASSEMBLY - Pitot pressure	1	
-9	492 241		* VALVE - (PS50036-2-2)	2	
-10	691 225		* TEE - (MS20826-3D)	2	
-11	455 173		* COUPLING - (AN910-1D)	2	
-12	35696-02		* ELBOW - Pitot static	2	
-13	95153-20	E	TUBE ASSEMBLY - Static air, left	1	
	95153-79	E	TUBE ASSEMBLY - Static air, right	1	
-14	95153-168	E	TUBE ASSEMBLY - Static air	1	
-15	95153-169		TUBE ASSEMBLY - Static air	1	
-16	95153-170		TUBE ASSEMBLY - Static air	1	
-17	95153-171		TUBE ASSEMBLY - Static air	1	
-18	95153-173		TUBE ASSEMBLY - Static air	1	
-19	95153-31		TUBE ASSEMBLY - Static air	1	
	95153-101		TUBE ASSEMBLY - Static air	1	3448038 and up
-20	95153-32		TUBE ASSEMBLY - Static air	1	
-21	95153-94		TUBE ASSEMBLY - Pitot air	1	
-22	37343-38		TUBE ASSEMBLY - Pitot air	1	
-23	95153-172		TUBE ASSEMBLY - Pitot air	1	
-24	95153-101		TUBE ASSEMBLY - Static air	1	
-25	39573-10		TUBE ASSEMBLY - Static air	1	
-26	39573-11		TUBE ASSEMBLY - Pitot air	1	
-27	39573-12		TUBE ASSEMBLY - Pitot air	1	
-28	39573-13		TUBE ASSEMBLY - Static air	1	
-29	39573-14		TUBE ASSEMBLY - Static air	1	
-30	39573 15		TUBE ASSEMBLY - Static air	1	
-31	39573-16		TUBE ASSEMBLY - Static air	1	
-32	39573-17		TUBE ASSEMBLY - Static air	1	
	39573-30		TUBE ASSEMBLY - Static air	1	3448038 and up
-33	39573-18		TUBE ASSEMBLY - Static air	1	
-34	63913-106		HOSE - Pitot air	1	
-35	63913-198		HOSE - Pitot air	1	
-36	65165-91		TUBE - Pitot air	2	
-37	69042-00		GASKET - Heated pitot head	1	
	69042-02		GASKET - Unheated pitot head	1	
-38	491 049		UNION - (AN815-3D)	1	
	488 315		TEE - (AN824-3D)	1	
-39	491 049	F,G	UNION - (AN815-3D)	2	
-40	458 879	D	ELBOW - (AN821-3D)	1	
	691 225	C	TEE - (MS20826-3D)	1	
-41	458 879	A	ELBOW - (AN821-3D)	1	
	488 315	B	TEE - (AN824-3D)	1	
-42	458 879		ELBOW - (AN821-3D)	2	
-43	483 315		TEE - (AN824-3D)	3	

When ordering, always specify Part Number, Description, and Serial Number of Aircraft

**PIPER AIRCRAFT  
PA-34-220T  
AIRPLANE PARTS CATALOG**

<b>Figure and Index Number</b>	<b>Part Number</b>	<b>Code</b>	<b>Nomenclature</b>	<b>No. Req.</b>	<b>Serial Numbers Affected</b>
47-44	491 059		UNION - (AN832-3D)	1	
	477 617		NUT - (AS5178D03)	1	
	690 620		WASHER - (NAS1149F0632P)	2	
-45	558 807		ELBOW - (MS20822-3D)	2	
-46	458 888		ELBOW - (MS20823-3D)	2	
-47	691 218		TEE - (MS20825-3D)	1	
-48	691 225		TEE - (MS20826-3D)	1	
-49	554 575		CLAMP	5	
-50	87336-02		PLACARD - Static vents	2	
-51	99377-42		SWITCH - Heated pitot	1	
	99377-52		SWITCH - Heated pitot and stall warning	1	

When ordering, always specify Part Number, Description, and Serial Number of Aircraft

**PIPER AIRCRAFT  
PA-34-220T  
AIRPLANE PARTS CATALOG**

---

THIS PAGE INTENTIONALLY LEFT BLANK



PIPER AIRCRAFT  
PA-34-220T  
AIRPLANE PARTS CATALOG

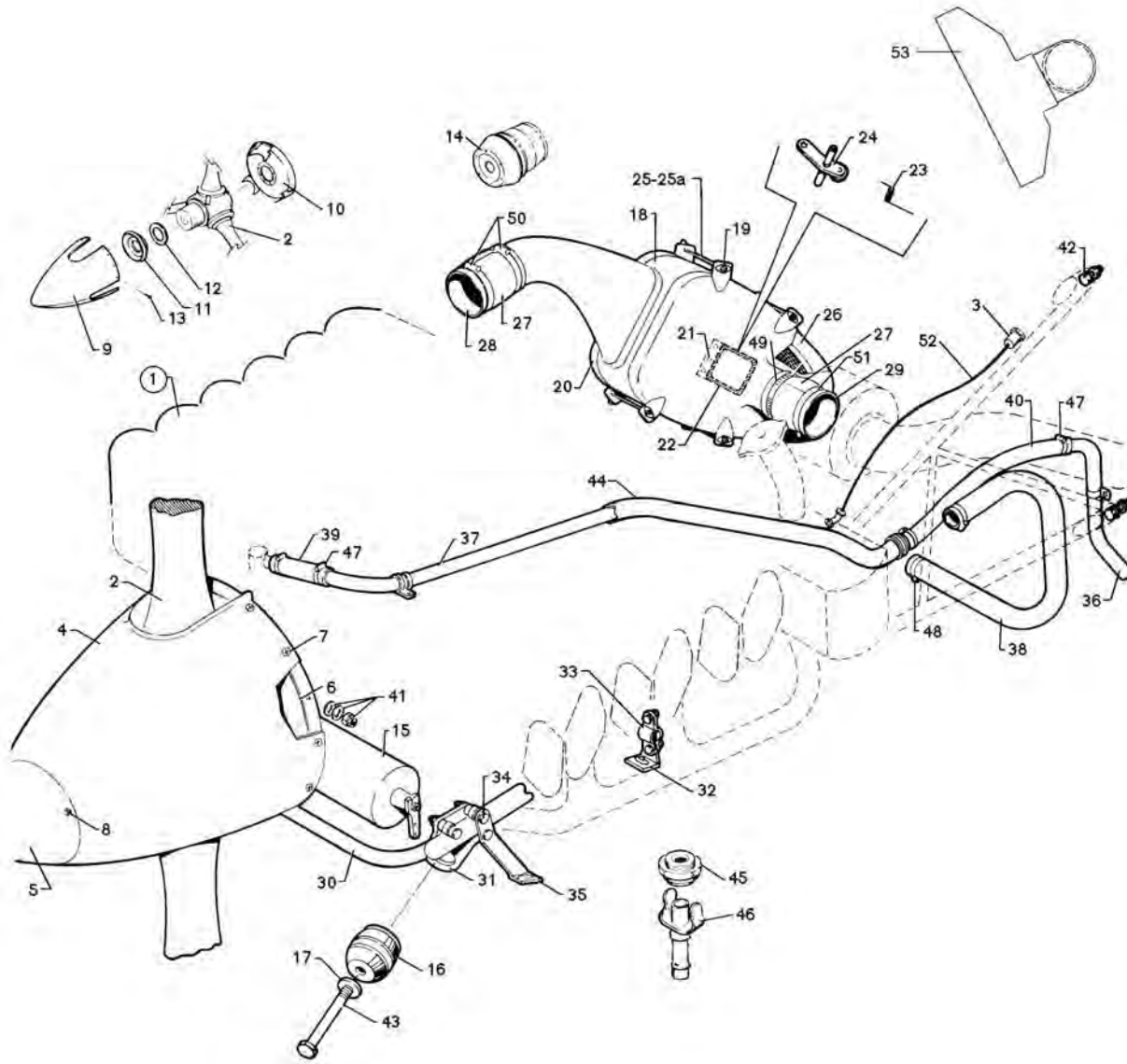


Figure 48. Power Plant Installation

Revised: June 10, 2008

**PIPER AIRCRAFT  
PA-34-220T  
AIRPLANE PARTS CATALOG**

---

CODE EXPLANATIONS FOR FIGURE 48

- A - See figure 53 for component parts.
- B - Used with McCauley propeller assembly only.
- C - Refer to figure 55 or figure 55A if Propeller Synchrophaser System is installed. Refer to figure 55B for serial numbers 34-8333001 and up if Propeller Unfeathering System is installed.
- D - See figure 54 for component parts.
- E - Used with Hartzell propeller assembly only.
- F - If Magneto Pressurization Kit 764 921 has been installed per Service Spares Letter 396, order part for serial numbers 34-8433001 and up.
- G - Used on serial numbers 34-8433001 and up. Also used on serial numbers 34-8133001 thru 34-8333129 if Tach Generator Installation Modification Kit 764 942 has been installed per Service Letter 966.
- H - Used on serial numbers 34-8133001 thru 34-8433033 and 34-8433037 thru 34-8433046.
- J - Used on serial numbers 34-8433034 thru 34-8433036, 34-8433047 and up, and 3448001 and up.
- K - Optional polished spinner assembly used on three-bladed propeller installations only.
- L - Engine assembly includes alternator and starter.
- M - Used with 28 volt system.
- N - For aircraft equipped with pulse generator type synchrophaser, see figure 55A.
- P - Available for Engine Assemblies 39641-06 and 39641-07. The Alternator Cover Assembly for all other Engine Assemblies must be ordered from the engine manufacturer.
- Q - Reference Piper Service Bulletin #1022, - latest revision.
- R - Reference Piper Service Bulletin #1191, - latest revision.

# PIPER AIRCRAFT PA-34-220T AIRPLANE PARTS CATALOG

Figure and Index Number	Part Number	Code	Nomenclature	No. Req.	Serial Numbers Affected
48-	39640		DRAWING - Power Plant Installation		
	37032		DRAWING - Induction Air System Installation		
	37033		DRAWING - Propeller, Spinner and Governor Installation (Two-Blade)		
	79885		DRAWING - Propeller, Spinner and Governor Installation (Three-Blade)		
	87294		DRAWING - Propeller, Spinner and Governor Installation (Three-Blade)		
	37111		DRAWING - Engine Mount Installation		
	35681		DRAWING - Oil Quick Drain Installation		
	86843		DRAWING - Electric Tachometer Installation		
-1	39641-02	F,L,R	ENGINE ASSEMBLY - Continental (TS10-360-KB-1A) left	1	34-8133001 thru 34-8333129
	39641-04	L,R	ENGINE ASSEMBLY - Continental (TS10-360-KB-2A) left	1	34-8433001 and up
	39641-06	L,M,R	ENGINE ASSEMBLY - Continental (TS10-360-KB11) left	1	3448001 thru 3448037
	39641-08	R	ENGINE ASSEMBLY - Continental (TS10-360-KB11) left	1	3448038 and up
	39641-03	F,L,R	ENGINE ASSEMBLY - Continental (LTS10-360-KB-1A) right	1	34-8133001 thru 34-8333129
	39641-05	L,R	ENGINE ASSEMBLY - Continental (LTS10-360-KB-2A) right	1	34-8433001 and up
	39641-07	L,M,R	ENGINE ASSEMBLY - Continental (LTS10-360-KB7) right	1	3448001 thru 3448037
	39641-09	R	ENGINE ASSEMBLY - Continental (LTS10-360-KB7) right	1	3448038 and up
	-2		A	PROPELLER ASSEMBLY - Hartzell, two-blade	2
		D	PROPELLER ASSEMBLY - McCauley, three-blade	2	
-3	87706-02	H	GENERATOR ASSEMBLY - Electric tachometer	2	
	87706-03	J	GENERATOR ASSEMBLY - Electric tachometer	2	
-4	37138-02	E	DOME - Spinner, left	1	
	37138-03	E	DOME - Spinner, right	1	
-5	37138-04	E	CAP - Spinner	1	
-6	37138-05	E	BULKHEAD UNIT - Spinner	1	
-7	415 379	E	SCREW - (MS51958-63)	12	
	756 669	E	WASHER - (A-1020)	12	
-8	414 763	E	SCREW - (MS24693-S50)	3	
-9	754 629	B	DOME - Spinner (D-4986-1)	2	
	87294-802	K	SPINNER ASSEMBLY - (PS50077-78)	2	
-10	758 459	B	BULKHEAD AND FILLET ASSEMBLY - (D-4984)	1	
-11	762 359	B	SUPPORT - Spinner (C-3862)	1	
-12	762 360	B	SPACER - Spinner support (B-3863)	1	
-13	763 720	B	WASHER - Fiber (A-1638-5)	27	
	762 361	B	SCREW - (A-1635-59)	27	
-14	98400-00		HEAT SHIELD - Engine mount	2	
-15	37845-10	C	GOVERNOR ASSEMBLY - Propeller, left (Hartzell)	1	
	37845-11	C	GOVERNOR ASSEMBLY - Propeller, right (Hartzell)	1	
-16	470 908		MOUNT- Engine (J9613-58)	8	
-17	62833-99		WASHER	8	
-18	37032-04		BOX ASSEMBLY - Air induction	2	
-19	484 305		* RECEPTACLE - (1127701)	4	
-20	37032-03		COVER ASSEMBLY - Air induction box	2	
-21	23809-07		* DOOR ASSEMBLY - Air induction	1	
-22	23809-04		** GASKET - Rubber sponge	1	
-23	24582-00		** SPRING - Door	1	
-24	69074-05		* LEVER ASSEMBLY - Air induction	1	
-25	487 724		* STUD	4	
-25a	494 060		* WASHER - (1127700)	4	
-26	89308-00	Q	FILTER - Air (460-632)	2	
-27	37032-25		SUPPORT	8	
-28	37032-27		SLEEVE (3.25" diameter)	2	
-29	37032-26		SLEEVE (3.00" diameter)	2	
-30	37105-00		MOUNT ASSEMBLY - Engine	2	
-31	37107-00		BRACKET - Engine mount	8	

When ordering, always specify Part Number, Description, and Serial Number of Aircraft

Revised: March 10, 2009

**PIPER AIRCRAFT  
PA-34-220T  
AIRPLANE PARTS CATALOG**

Figure and Index Number	Part Number	Code	Nomenclature	No. Req.	Serial Numbers Affected
48-32	37656-00		BRACKET ASSEMBLY - Cowl support	4	
-33	37657-00		CLAMP - Cowl support	8	
-34	400 014		BOLT - (AN4-21A)	24	
	690 611		WASHER - (NAS1149F0463P)	24	
	404 888		NUT - (MS20365-428C)	24	
-35	37658-00		BRACKET ASSEMBLY - Cowl support, left engine outboard, right engine inboard	2	
	37658-01		BRACKET ASSEMBLY - Cowl support, left engine inboard, right engine outboard	2	
-36	37190-00		TUBE - Engine breather	2	
-37	67700-149		TUBE ASSEMBLY - Engine breather	2	
-38	63633-137		HOSE - Alternator cooling	2	
-39	63913-118		HOSE - Engine breather	2	
-40	63913-176		HOSE - Engine breather	2	
-41	690 662	E	WASHER - (NAS1149FN542P)	4	
	690 628	B	WASHER - (NAS1149F0563P)	4	
	404 531		NUT - (MS21042-5)	4	
-42	401 392		BOLT - (AN6-10A)	8	
	690 629		WASHER - (NAS1149F0663P)	8	
	404 563		NUT - (MS21045-6)	8	
-43	401 546		BOLT - (AN7-46A)	8	
	690 630		WASHER - (NAS1149F0763P)	8	
	404 891		NUT - (MS20365-720C)	8	
-44	63913-146		HOSE - Engine breather	1	
-45	492 283		VALVE - Oil quick drain (BJ107)	2	
-46	481 357		PROBE - Oil quick drain (107B1)	1	
-47	454 997		CLAMP	8	
-48	654 960		CLAMP	4	
-49	554 649		CLAMP	2	
-50	554 569		CLAMP	4	
-51	554 641		CLAMP - (MS21920-26)	2	
-52	486 690	G,N	SHAFT - Tachometer generator (38500200)	2	
-53	89446-02	P	COVER ASSEMBLY - Alternator	1	

When ordering, always specify Part Number, Description, and Serial Number of Aircraft

**PIPER AIRCRAFT  
PA-34-220T  
AIRPLANE PARTS CATALOG**

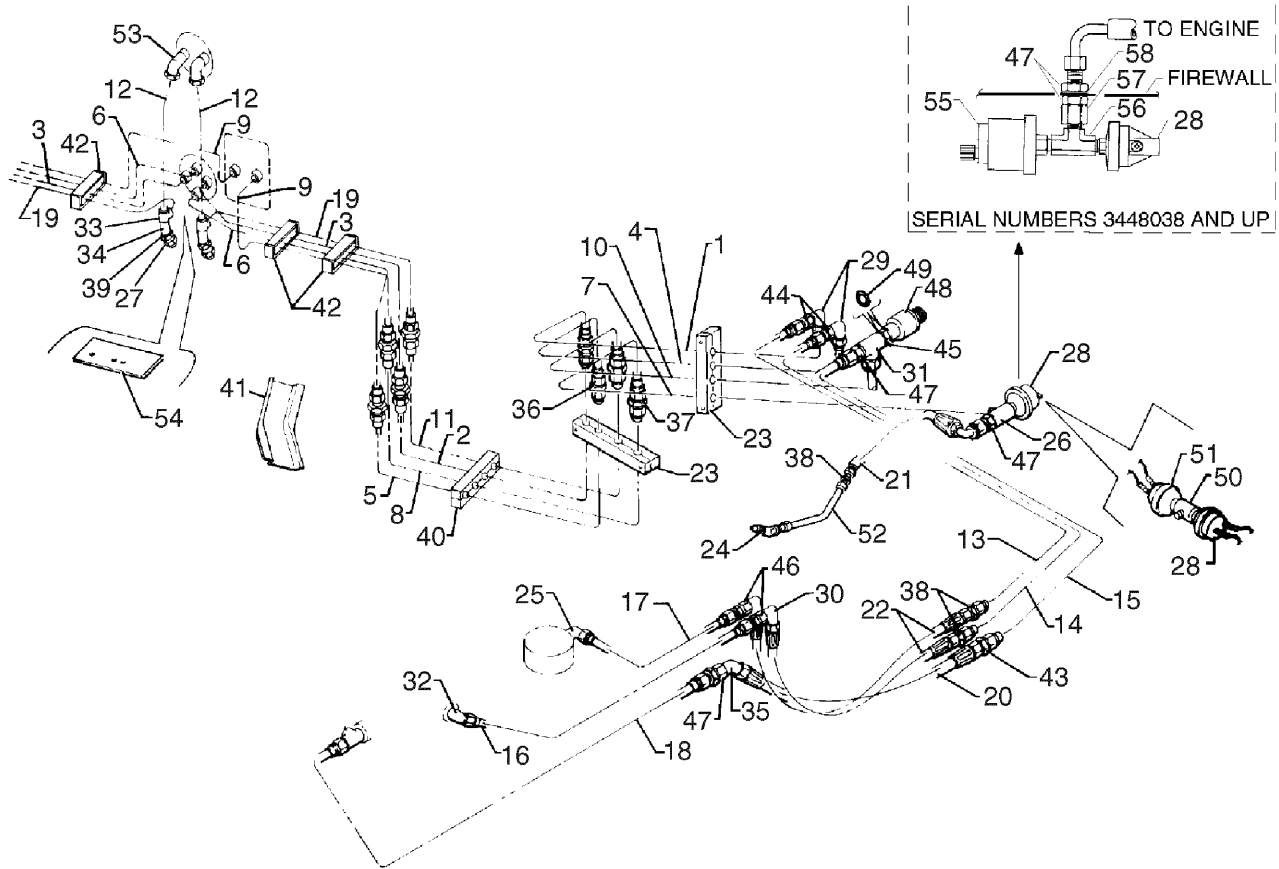


Figure 49. Engine Instrument Lines Installation

Revised: September 10, 2008

**PIPER AIRCRAFT  
PA-34-220T  
AIRPLANE PARTS CATALOG**

---

CODE EXPLANATIONS FOR FIGURE 49

- A - Used if engine hour meter is installed.
- B - If Magneto Pressurization Kit 764 921 has been installed per Service Spares Letter 396, order part for serial numbers 34-8433001 and up.
- C - Used if Magneto Pressurization Kit 764 921 has not been installed.
- D - Not used on serial numbers 3448038 and up.
- E - For serial numbers 3448038 and up, number required is 1 (located on the left engine).
- F - For serial numbers 3448038 and up, number required is 2.
- G - For serial numbers 3448038 and up, number required is 8.
- H - See latest revision of Piper Service Bulletin 732.

**PIPER AIRCRAFT  
PA-34-220T  
AIRPLANE PARTS CATALOG**

Figure and Index Number	Part Number	Code	Nomenclature	No. Req.	Serial Numbers Affected
49-	39565		DRAWING - Engine Instrument Lines Installation		
-1	37343-14		TUBE ASSEMBLY - Fuel flow pressure, nacelle, left	1	
	37343-15		TUBE ASSEMBLY - Fuel flow pressure, nacelle, right	1	
-2	39573-23		TUBE ASSEMBLY - Fuel flow pressure, wing, left	1	
	39573-29		TUBE ASSEMBLY - Fuel flow pressure, wing, right	1	
-3	39573-07		TUBE ASSEMBLY - Fuel flow pressure, panel, left	1	
	39573-34		TUBE ASSEMBLY - Fuel flow pressure, panel, left	1	3448038 and up
	39573-06		TUBE ASSEMBLY - Fuel flow pressure, panel, right	1	
	39573-32		TUBE ASSEMBLY - Fuel flow pressure, panel, right	1	3448038 and up
-4	37343-18		TUBE ASSEMBLY - Fuel flow vent, nacelle, left	1	
	37343-19		TUBE ASSEMBLY - Fuel flow vent, nacelle, right	1	
-5	39573-25		TUBE ASSEMBLY - Fuel flow vent, wing, left	1	
	39573-27		TUBE ASSEMBLY - Fuel flow vent, wing, right	1	
-6	39573-09		TUBE ASSEMBLY - Fuel flow vent, panel, left	1	
	39573-33		TUBE ASSEMBLY - Fuel flow vent, panel, left	1	3448038 and up
	39573-08		TUBE ASSEMBLY - Fuel flow vent, panel, right	1	
	39573-31		TUBE ASSEMBLY - Fuel flow vent, panel, right	1	3448038 and up
-7	37343-10	D	TUBE ASSEMBLY - Oil pressure, nacelle, left	1	
	37343-11	D	TUBE ASSEMBLY - Oil pressure, nacelle, right	1	
-8	39573-24	D	TUBE ASSEMBLY - Oil pressure, wing, left	1	
	39573-28	D	TUBE ASSEMBLY - Oil pressure, wing, right	1	
-9	39573-04	D	TUBE ASSEMBLY - Oil pressure, panel, left	1	
	39573-05	D	TUBE ASSEMBLY - Oil pressure, panel, right	1	
-10	37343-06		TUBE ASSEMBLY - Manifold pressure, nacelle, left	1	
	37343-07		TUBE ASSEMBLY - Manifold pressure, nacelle, right	1	
-11	39573-22		TUBE ASSEMBLY - Manifold pressure, wing, left	1	
	39573-26		TUBE ASSEMBLY - Manifold pressure, wing, right	1	
-12	39573-02		TUBE ASSEMBLY - Manifold pressure, panel, left	1	
	39573-37		TUBE ASSEMBLY - Manifold pressure, panel, left	1	3448041 and up
	39573-03		TUBE ASSEMBLY - Manifold pressure, panel, right	1	
-13	37343-20		TUBE ASSEMBLY - Fuel flow pressure, engine	2	
-14	37343-21		TUBE ASSEMBLY - Fuel flow vent, engine	2	
-15	37343-22		TUBE ASSEMBLY - Manifold pressure, engine	2	
-16	37343-33	B	TUBE ASSEMBLY - Fuel flow vent, engine	2	34-8133001 thru 34-8333129
	37343-39		TUBE ASSEMBLY - Fuel flow vent, engine	2	34-8433001 and up
-17	37343-32		TUBE ASSEMBLY - Fuel flow pressure, engine	2	
-18	37343-34		TUBE ASSEMBLY - Manifold pressure, engine	2	
-19	39573-20		TUBE ASSEMBLY - Manifold pressure, panel to wing, left	1	
	39573-36		TUBE ASSEMBLY - Manifold pressure, panel to wing, left	1	3448038 and up
	39573-19		TUBE ASSEMBLY - Manifold pressure, panel to wing, right	1	
	39573-35		TUBE ASSEMBLY - Manifold pressure, panel to wing, right	1	3448038 and up
-20	63901-41		HOSE ASSEMBLY - Manifold pressure	2	
-21	97499-04		HOSE ASSEMBLY - Oil pressure	2	
-22	63901-81		HOSE ASSEMBLY - Fuel flow pressure and vent	4	
-23	37344-03		SUPPORT- Half	12	
-24	68778-00		ELBOW- Restricted	2	
-25	37390-02		ELBOW- Restricted	2	
-26	79038-00	D	FITTING - Bulkhead	2	
-27	492 241		VALVE - (PS50036-2-2)	2	
-28	587 956	E	SWITCH - Oil pressure (76062-15)	2	
	588 206		SWITCH - Oil pressure (76072-15) (right engine only)	1	3448038 and up
-29	458 933		ELBOW - (AN833-2)	4	
-30	458 847		ELBOW - (AN833-3)	4	
-31	588 479		TEE - (AN784-4)	2	
-32	458 887	C	ELBOW - (AN823-3)	2	34-8133001 thru 34-8333129
-33	488 316		TEE - (MS20826-4D)	2	
-34	458 946		ELBOW - (AN915-1D)	2	

When ordering, always specify Part Number, Description, and Serial Number of Aircraft

Revised: March 10, 2009

**PIPER AIRCRAFT  
PA-34-220T  
AIRPLANE PARTS CATALOG**

Figure and Index Number	Part Number	Code	Nomenclature	No. Req.	Serial Numbers Affected
49-35	458 938		ELBOW - (AS1040-0404)	2	
-36	491 048		UNION - (AN815-2D)	4	
-37	491 050	F	UNION - (AN815-4D)	4	
-38	491 055		UNION - (AN815-4)	6	
-39	455 173		COUPLING - (AN910-1D)	2	
-40	87202-02		SUPPORT - Instrument lines, left	1	
	87202-03		SUPPORT - Instrument lines, right	1	
-41	87214-02		COVER - Instrument lines, left	1	
	87214-03		COVER - Instrument lines, right	1	
-42	39572-02		SUPPORT ASSEMBLY - Instrument lines, left	2	
	39572-04		SUPPORT ASSEMBLY - Instrument lines, right	3	
-43	484 162		REDUCER - (AN919-0)	2	
-44	477 627		NUT - (AS5178-02)	4	
-45	491 050		NUT - (AN815-4D)	2	
-46	477 628		NUT - (AS5178-03)	4	
-47	477 629	G	NUT - (AS5178-04)	6	
-48	588 008		PRESSURE SWITCH - (214C40-1-49)	2	
-49	484 842		O-RING - (MS29512-04)	4	
-50	588 469	A	TEE - (1/8 MMS-S) (right engine only)	1	
-51	587 990	A	SWITCH - Hour meter (M-4006-4) (right engine only)	1	
-52	95153-181		TUBE - Oil pressure	2	
-53	476 648		UNION - (AN816-4D)	2	
-54	87431-02	H	SHIELD - Electrical	1	34-8133001 thru 34 8233020
	87431-03		SHIELD - Electrical	1	34-8233021 and up
-55	86684-02		SENDER - Oil pressure	2	3448038 and up
-56	588 469		TEE - (1/8 MMS-S)	2	3448038 and up
-57	557 580		CONNECTOR - (4-WGTX-S)	2	3448038 and up
-58	690 630		WASHER - (NAS1149F0763P)	2	3448038 and up

When ordering, always specify Part Number, Description, and Serial Number of Aircraft



PIPER AIRCRAFT  
PA-34-220T  
AIRPLANE PARTS CATALOG

---

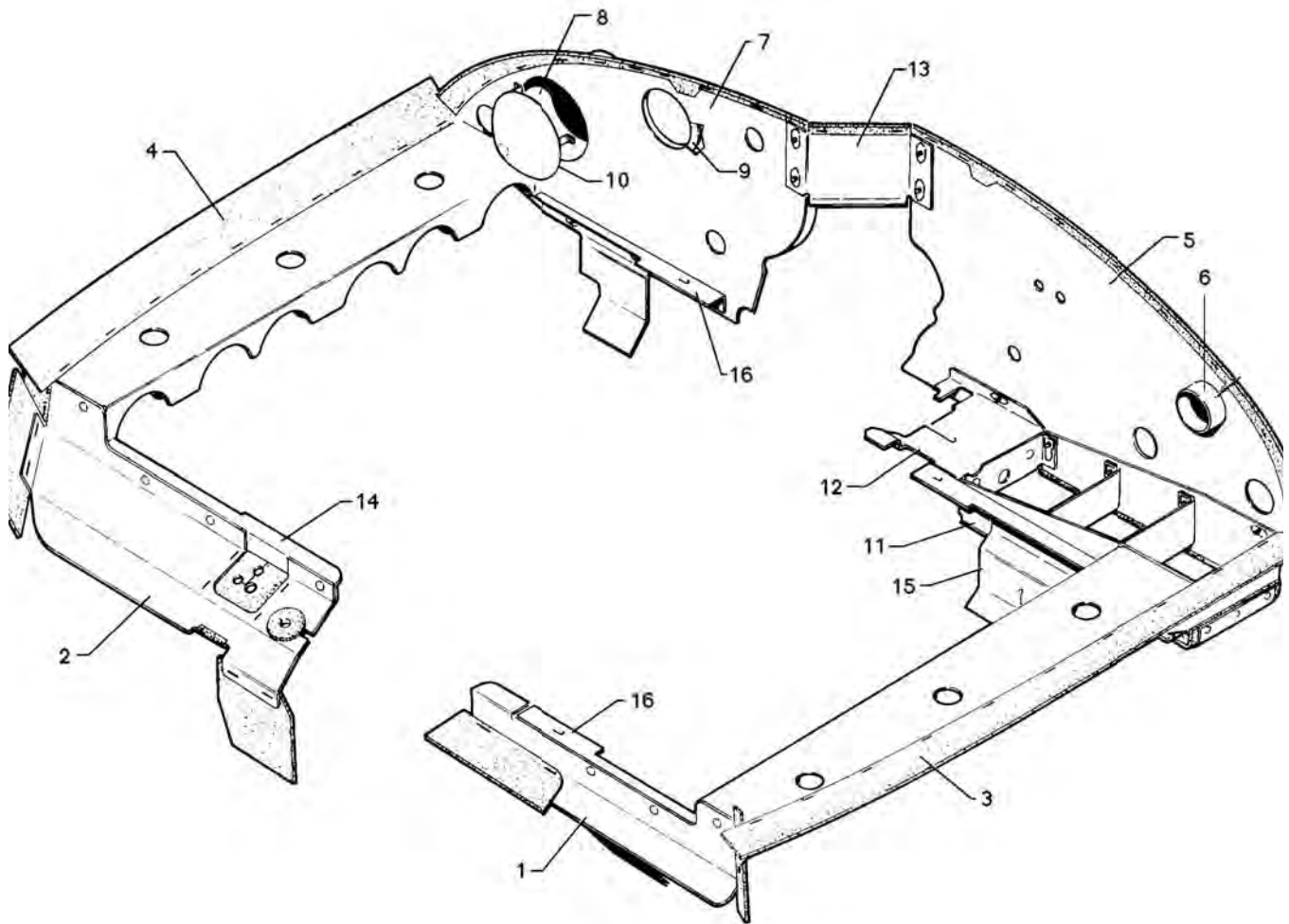


Figure 50. Engine Baffle Installation

Revised: June 10, 2008

**PIPER AIRCRAFT  
PA-34-220T  
AIRPLANE PARTS CATALOG**

---

CODE EXPLANATIONS FOR FIGURE 50

A - If Magneto Pressurization Kit 764 921 has been installed per Service Spares Letter 396, order part for serial numbers 34-8433001 and up.

**PIPER AIRCRAFT  
PA-34-220T  
AIRPLANE PARTS CATALOG**

Figure and Index Number	Part Number	Code	Nomenclature	No. Req.	Serial Numbers Affected
50-	37495		DRAWING - Engine Baffle Installation		
-1	37119-00		BAFFLE ASSEMBLY - Left forward, left and right engines	2	
-2	37121-00		BAFFLE ASSEMBLY - Right forward, left and right engines	2	
-3	37125-00		BAFFLE ASSEMBLY - Left side, left and right engines	2	
-4	37122-00		BAFFLE ASSEMBLY - Right side, left and right engines	2	
-5	37120-05	A	BAFFLE ASSEMBLY - Left rear, left and right engines	2	34-8133001 thru 34 8333129
	37120-06		BAFFLE ASSEMBLY - Left rear, left and right engines	2	34-8433001 thru 34-8633031, 3433001 and up, 3448001 thru 3448037
	37120-08		BAFFLE ASSEMBLY - Left rear, left and right engines	2	3448038 and up
-6	37598-00		* FLANGE ASSEMBLY - Baffle	1	
-7	37175-05		BAFFLE ASSEMBLY - Right rear, left and right engines	2	
	37175-06		BAFFLE ASSEMBLY - Right rear, left and right engines	2	3448038 and up
-8	37177-00		* TUBE ASSEMBLY - Turbo air	1	
-9	37189-00		* STIFFENER - Baffle	1	
-10	37142-00		* DEFLECTOR ASSEMBLY - Air induct	1	
-11	37126-00		BAFFLE ASSEMBLY - Oil cooler	2	
-12	37179-00		BAFFLE ASSEMBLY - Oil cooler	2	
-13	37178-03		BAFFLE ASSEMBLY - Rear center	2	
-14	37464-00		BAFFLE ASSEMBLY - Right front, left and right engines	2	
-15	37512-00		BAFFLE ASSEMBLY - Left rear, left and right engines	2	
-16	37463-00		BAFFLE ASSEMBLY - Left front and right rear, left and right engines	4	

When ordering, always specify Part Number, Description, and Serial Number of Aircraft

Revised: June 10, 2008

**PIPER AIRCRAFT  
PA-34-220T  
AIRPLANE PARTS CATALOG**

---

THIS PAGE INTENTIONALLY LEFT BLANK

**PIPER AIRCRAFT  
PA-34-220T  
AIRPLANE PARTS CATALOG**

---

THIS PAGE INTENTIONALLY LEFT BLANK

**PIPER AIRCRAFT  
PA-34-220T  
AIRPLANE PARTS CATALOG**

---

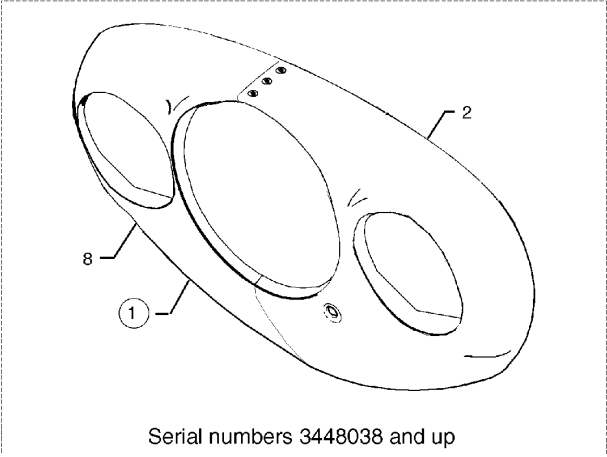
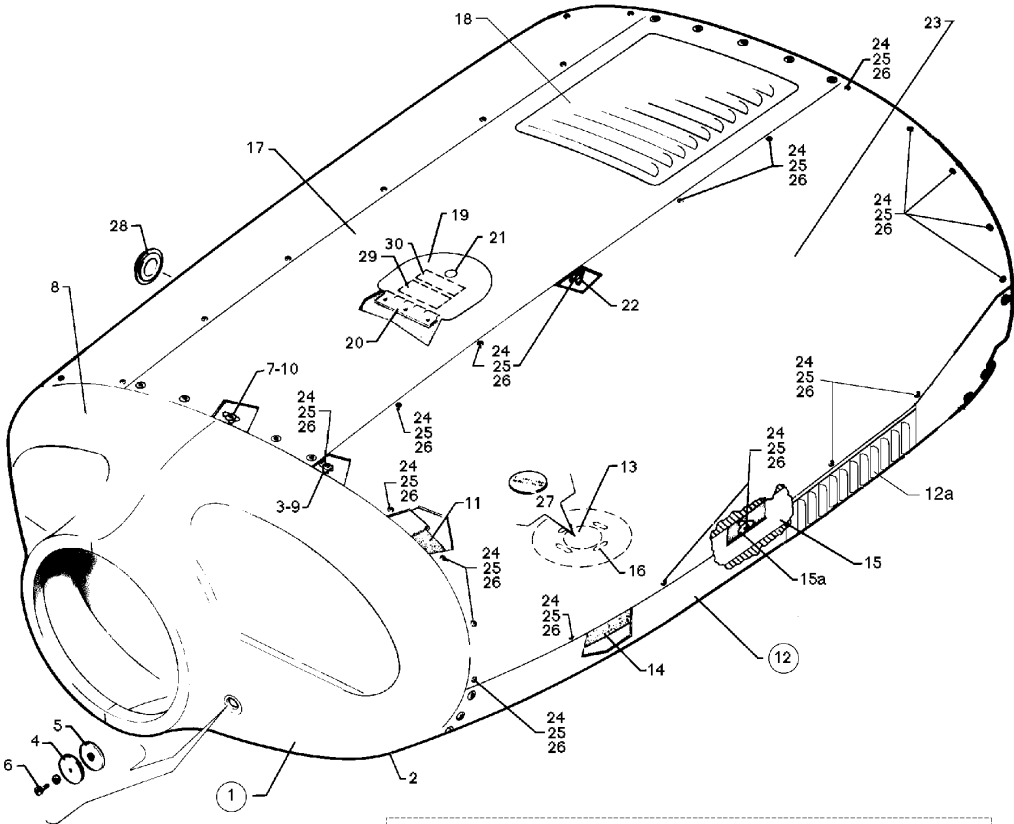


Figure 51. Engine Cowling Assembly

**PIPER AIRCRAFT  
PA-34-220T  
AIRPLANE PARTS CATALOG**

---

CODE EXPLANATIONS FOR FIGURE 51

**PIPER AIRCRAFT  
PA-34-220T  
AIRPLANE PARTS CATALOG**

Figure and Index Number	Part Number	Code	Nomenclature	No. Req.	Serial Numbers Affected
51-	37207		DRAWING - Engine Cowl Assembly		
-1	67998-00		NOSE BOWL ASSEMBLY - Complete	2	
	85352-00		NOSE BOWL ASSEMBLY - Complete	1	3448038 and up
-2	67998-02		* NOSE BOWL - Left	1	
	85352-02		* NOSE BOWL - Left	1	3448038 and up
-3	584 019		** RECEPTACLE - (1142700)	5	
-4	37030-14		** DISC - Nose cowl	1	
-5	37030-16		** DISC ASSEMBLY - Nose cowl	1	
-6	415 532		** SCREW - (MS35206-242)	1	
	407 103		** WASHER - (AN935-8)	1	
-7	506 549		** ANCHOR NUT - (MS21059L3)	9	
-8	67998-03		* NOSE BOWL - Right	1	
	85352-03		* NOSE BOWL - Right	1	3448038 and up
-9	584 019		** RECEPTACLE - (1142700)	5	
-10	506 549		** ANCHOR NUT - (MS21059L3)	13	
-11	180 816		** WEBBING - Anti-squeak	9	
-12	37207-104		BOTTOM COWL ASSEMBLY	2	
	37207-109		BOTTOM COWL ASSEMBLY	2	3448038 and up
-12a	87405-02		* LOUVER	1	3448038 and up
-13	37207-20		* COVER	1	
-14	180 816		* WEBBING - Anti-squeak	9	
-15	37207-105		* STIFFENER ASSEMBLY - Bottom cowl, left	1	
	37207-106		* STIFFENER ASSEMBLY - Bottom cowl, right	1	
-15a	484 293		** RECEPTACLE - (1142701)	5	
-16	506 524		* ANCHOR NUT - (MS21059L08K)	4	
-17	67995-02		TOP PANEL ASSEMBLY - Cowl	2	
-18	37207-23		* LOUVER	1	
-19	67995-07		* DOOR ASSEMBLY - Oil filter	1	
-20	67995-08		** HINGE ASSEMBLY - Oil filter door	1	
-21	472 017		** LATCH - Oil filter door (KM610-32)	1	
-22	484 293		* RECEPTACLE - (1142701)	10	
-23	78726-10		SIDE PANEL ASSEMBLY - Cowl, left	2	
	78726 11		SIDE PANEL ASSEMBLY - Cowl, right	2	
-24	587 675		* STUD - (1142000-5) (Stud length .78)	AR	
	487 684		* STUD - (1142000-7) (Stud length .84)	AR	
	487 685		* STUD - (1142000-8) (Stud length .87)	AR	
	487 687		* STUD - (1142000-10) (Stud length .93)	AR	
-25	463 416		* GROMMET - (1142901-2)	20	
-26	484 755		* RING - Snap (1142902)	20	
-27	35669-11		PLACARD - Oil drain probe location	2	
-28	474 365		MIRROR - Nose gear observation (3" Convex 7260600)	1	
-29	63408-00		PLACARD - Oil cooler winterization	2	
-30	87339-02		PLACARD - Oil specification	2	

When ordering, always specify Part Number, Description, and Serial Number of Aircraft



PIPER AIRCRAFT  
PA-34-220T  
AIRPLANE PARTS CATALOG

---

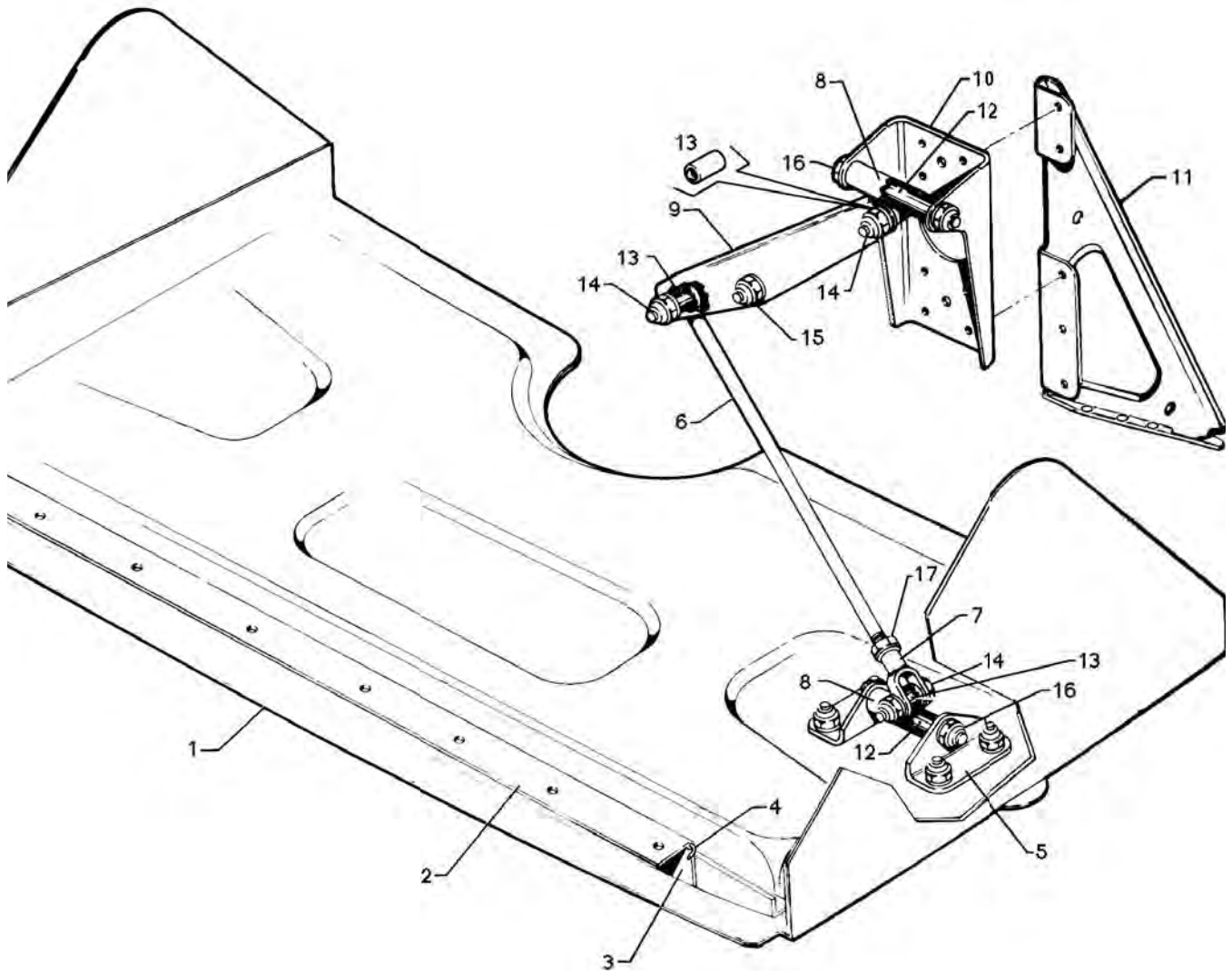


Figure 52. Cowl Flap Installation

Revised: June 10, 2008

**PIPER AIRCRAFT  
PA-34-220T  
AIRPLANE PARTS CATALOG**

---

CODE EXPLANATIONS FOR FIGURE 52

**PIPER AIRCRAFT  
PA-34-220T  
AIRPLANE PARTS CATALOG**

Figure and Index Number	Part Number	Code	Nomenclature	No. Req.	Serial Numbers Affected
52-	37511		DRAWING - Cowl Flap Installation		
-1	37511-02		FLAP ASSEMBLY - Cowl, left	1	
	37511-03		FLAP ASSEMBLY - Cowl, right	1	
-2	37511-38		* HINGE - Half, forward	1	
-3	37511-37		* HINGE - Half, aft	1	
-4	37511-40		* PIN - Hinge	1	
-5	37511-11		* BRACKET	2	
-6	37511-05		ROD ASSEMBLY - Cowl flap actuation	2	
-7	37511-08		CLEVIS ASSEMBLY - Cowl flap actuation	2	
-8	37511-15		TRUNNION ASSEMBLY - Cowl flap actuation	4	
-9	37511-35		CHANNEL - Cowl flap actuation	2	
-10	37511-32		CHANNEL - Actuation support	2	
-11	37511-29		BRACKET - Actuation support, left	1	
	37511-30		BRACKET - Actuation support, right	1	
-12	37511-18		SPACER	4	
-13	37511-26		SPACER	6	
-14	401 269		BOLT - (AN3-10A)	6	
	690 612		WASHER - (NAS1149F0363P)	6	
	404 526		NUT - (MS21042-3)	6	
-15	401 269		BOLT - (AN3-10A)	2	
	690 609		WASHER - (NAS1149F0332P)	4	
	690 612		WASHER - (NAS1149F0363P)	6	
	404 526		NUT - (MS21042-3)	2	
-16	400 453		BOLT - (AN3-21A)	4	
	690 612		WASHER - (NAS1149F0363P)	4	
	404 526		NUT - (MS21042-3)	4	
-17	407 044		WASHER - (MS35338-44)	2	
	404 225		NUT - (AN315-4R)	2	

When ordering, always specify Part Number, Description, and Serial Number of Aircraft

Revised: March 10, 2009

PIPER AIRCRAFT  
PA-34-220T  
AIRPLANE PARTS CATALOG

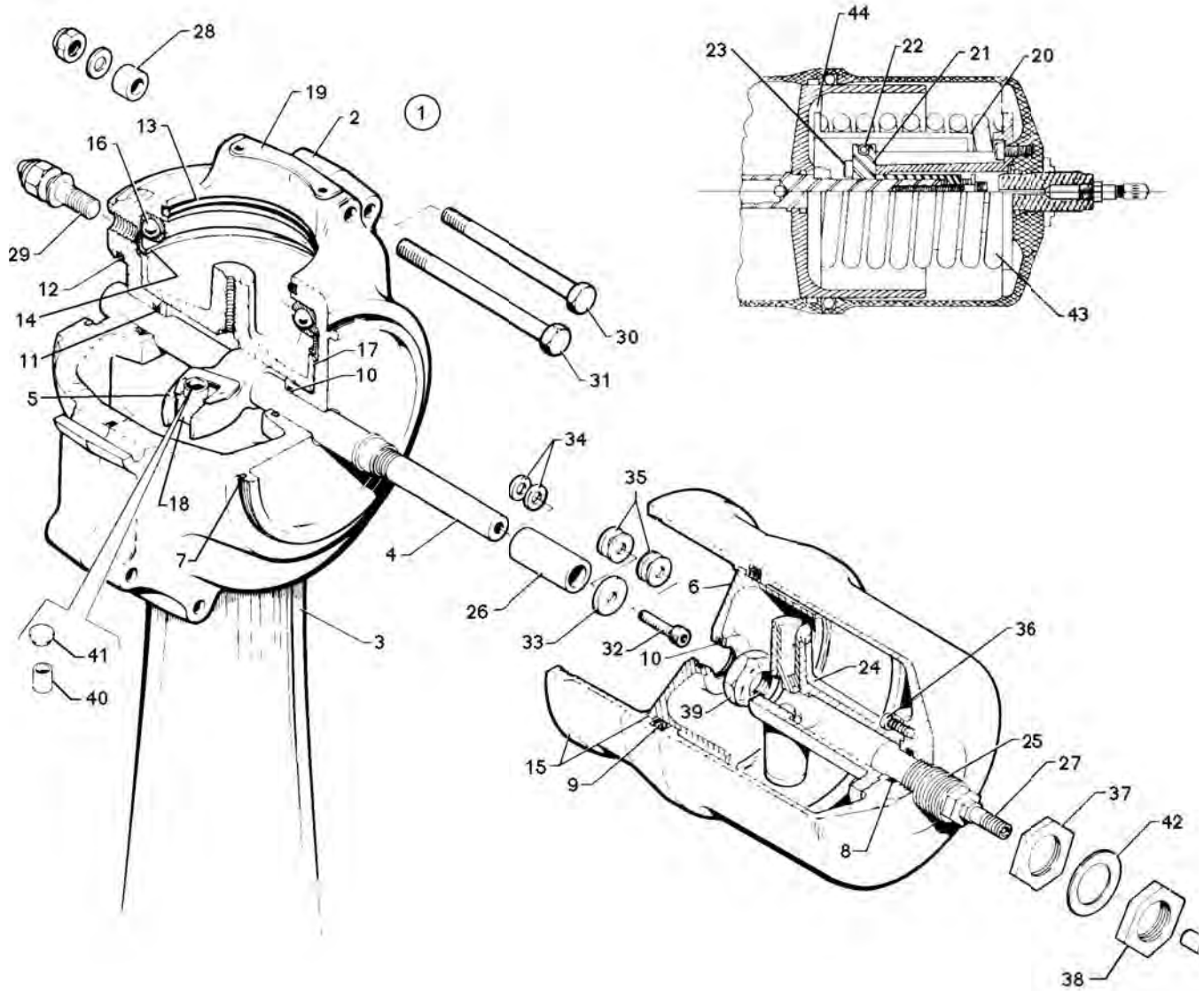


Figure 53. Two Blade Propeller Assembly (Hartzell)

Revised: June 10, 2008

**PIPER AIRCRAFT  
PA-34-220T  
AIRPLANE PARTS CATALOG**

---

CODE EXPLANATIONS FOR FIGURE 53

A - Parts included in Propeller Repair Kit, Part No. 761 100.

Revised: June 10, 2008

# PIPER AIRCRAFT PA-34-220T AIRPLANE PARTS CATALOG

Figure and Index Number	Part Number	Code	Nomenclature	No. Req.	Serial Numbers Affected
53-1	551 003		PROPELLER ASSEMBLY - Hartzell (BHC-C2YF-2CKUF/FC8459-8R) left	1	
	551 004		PROPELLER ASSEMBLY - Hartzell (BHC-C2YF-2CLKUF/FJC8459-8R) right	1	
-2	755 265		* HUB ASSEMBLY - Propeller (D-2201-25)	1	
-3	758 330		* BLADE - Propeller (FC8459-8R) left	2	
	758 331		* BLADE - Propeller (FJC8459-8R) right	2	
-4	756 048		* ROD UNIT - Pitch change (B-2491-3)	1	
-5	754 826		* FORK UNIT - Pitch change (B-2457-3)	1	
-6	757 321		* PISTON - (B-3237)	1	
-7	755 935	A	* O-RING - Cylinder (PRP-909-25)	1	
-8	755 933	A	* O-RING - Stop seal (PRP-914-17)	1	
-9	755 977	A	* O-RING - Cylinder (A-3223)	1	
-10	752 713	A	* O-RING - (PRP-902-15)	2	
-11	755 932	A	* O-RING - Rod (PRP-902-13)	1	
-12	755 800	A	* O-RING - Shaft (PRP-909-6)	1	
-13	755 934	A	* O-RING - Blade (PRP-902-42)	2	
-14	755 968		* RING - Bearing guide (A-2204)	1	
-15	753 982		* CYLINDER UNIT - (B-2423-1)	1	
-16	753 463		* BEARING - Blade, split (A-2202)	2	
-17	757 249		* PRELOAD PLATE UNIT - (B-2256)	2	
-18	758 204		* BLOCK - Pitch change (A-2217-3)	2	
-19	756 607		* WEIGHTS - Balance (A-2424)	AR	
-20	762 259		* RETAINER - Feathering spring (B-1592)	1	
-21	756 674		* WEIGHT - High stop (A-1590)	AR	
-22	762 257	A	* SPRING - High stop (A-1596)	2	
-23	762 258	A	* SCREW - Shoulder (A-1595)	4	
-24	758 356		* BRACKET - High stop (B-1593)	1	
-25	756 293		* LOW STOP - (A-2404-1)	1	
-26	756 289		* SLEEVE - High stop (A-2499-10)	1	
-27	756 564		* AIR VALVE - Schrader (645A)	1	
-28	756 284		* SPACER - (A-2246-4)	4	
-29	762 227		* STUD - Flange (A-2429-3)	6	
	690 631		* WASHER - (NAS1149F0863P)	6	
	752 544		* NUT - (A-2044)	6	
-30	753 461		* BOLT - Hex head (A-2431)	6	
	407 587	A	* WASHER - (AN960-616L)	6	
	752 511	A	* NUT - Elastic (A-2043)	6	
-31	753 462		* BOLT - Hex head (A-2433)	4	
	407 587	A	* WASHER - (AN960-616L)	4	
	752 511	A	* NUT - Elastic (A-2043)	4	
-32	756 291		* SCREW - Socket head cap (A-3205)	1	
-33	756 606		* WASHER - Feathering stop (A-2411-1)	1	
-34	756 603		* WASHER - 1/16" high stop adjustment (A-2435)	AR	
	756 604		* WASHER - 1/32" high stop adjustment (A-2435-1)	AR	
-35	407 676		* WASHER - 1/16" feather adjustment (AN960-C516)	AR	
	407 677		* WASHER - 1/32" feather adjustment (AN960-C516L)	AR	
-36	756 286		* SCREW - Fillister head (AN501A416-10)	4	
-37	752 566		* NUT - Check (A-2405-3)	1	
-38	752 567		* NUT - Check (A-2405-2)	1	
-39	752 537		* NUT - (AN364-1018)	1	
-40	758 280		* BUSHING - Propeller (A-2413-2)	1	
-41	758 282		* BUTTON - Propeller (A-3212-1)	1	
-42	762 228		* SPACER - (A-169-7)	AR	
-43	762 260		* SPRING - Feathering (B-1594)	1	
-44	755 043		* GUIDE - Spring (A-1591)	1	

When ordering, always specify Part Number, Description, and Serial Number of Aircraft

PIPER AIRCRAFT  
PA-34-220T  
AIRPLANE PARTS CATALOG

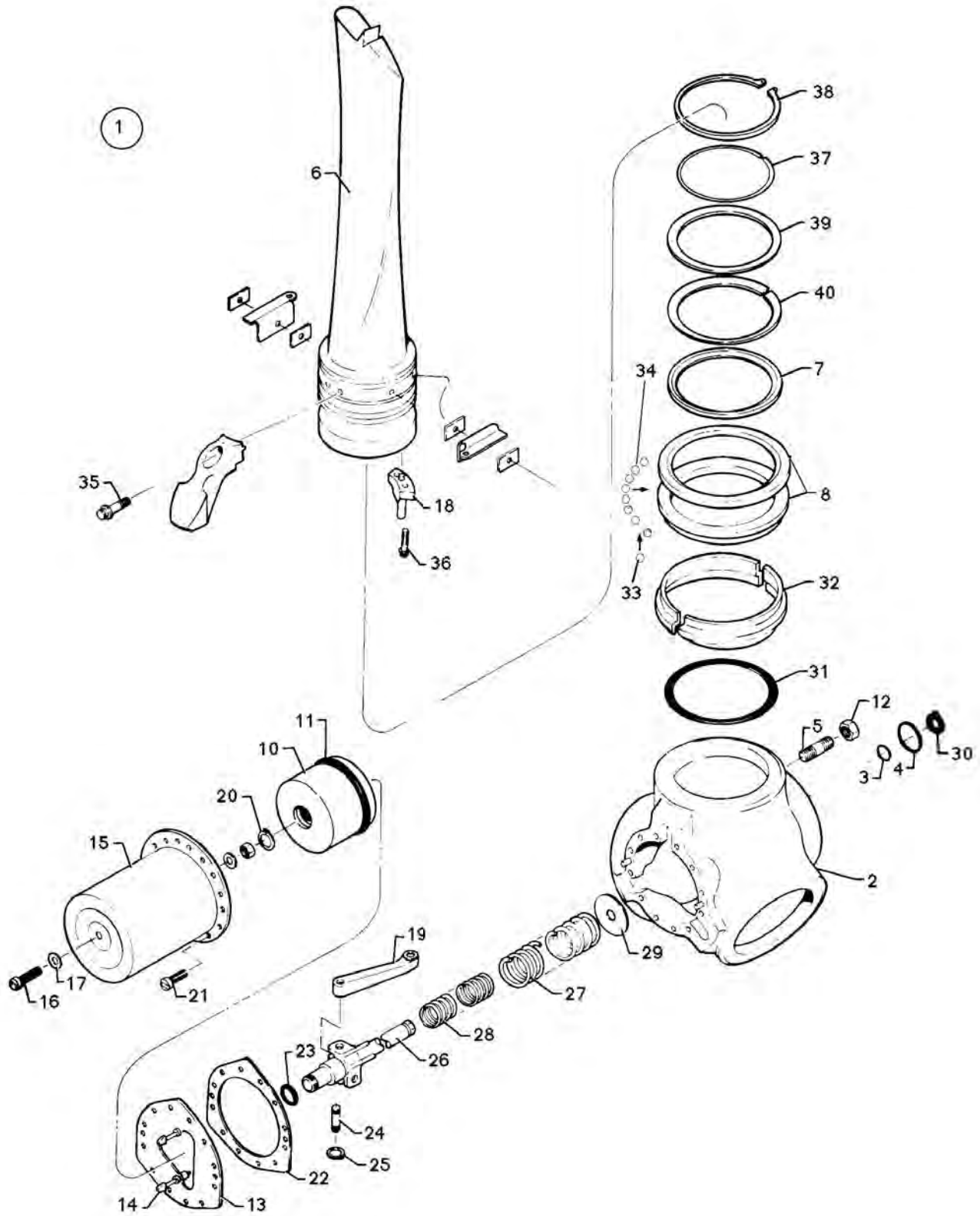


Figure 54. Three Blade Propeller Assembly (McCauley)

Revised: June 10, 2008

**PIPER AIRCRAFT  
PA-34-220T  
AIRPLANE PARTS CATALOG**

---

CODE EXPLANATIONS FOR FIGURE 54



# PIPER AIRCRAFT PA-34-220T AIRPLANE PARTS CATALOG

Figure and Index Number	Part Number	Code	Nomenclature	No. Req.	Serial Numbers Affected
54-1	551 005		PROPELLER ASSEMBLY - McCauley, left (3AF32C508-)(/)( )-82NFA-6)	1	
	551 006		PROPELLER ASSEMBLY - McCauley, right (3AF32C509-)(/)( )-L82NFA-6)	1	
-2	755 325		* HUB ASSEMBLY - Propeller, left (E4821/C508)	1	
	755 326		* HUB ASSEMBLY - Propeller, right (E4821/C509)	1	
-3	752 594		** O-RING - (A-1633-9)	1	
-4	762 588		** O-RING - (A-1633-3)	1	
-5	762 362		** STUD - (B-3921)	6	
-6	758 540		* BLADE - Propeller, left (82NFA-6)	3	
	758 541		* BLADE - Propeller, right (L-82NFA-6)	3	
-7	762 368		* SHIM - Carrier (B-4649)	3	
-8	762 677		* RACE - Inner and outer (C5270)	1	
-9	-----				
-10	763 452		* PISTON ASSEMBLY - Propeller (C-4059-2)	1	
-11	762 590		** O-RING - (A-1633 -39)	1	
-12	755 601		* NUT - (A-1639-2)	6	
-13	763 453		* PLATE ASSEMBLY - Low pitch and latch stop, left (C-4591-1)	1	
	763 454		* PLATE ASSEMBLY - Low pitch and latch stop, right (C-4975-1)	1	
-14	755 602		** NUT - (A1639-4)	2	
	763 721		** WASHER - (A-1638-26)	2	
	762 363		** SCREW - (B-4324)	2	
-15	763 288		* CYLINDER - Feathering (C-4283)	1	
-16	762 354		* SCREW - (A-1635-54)	1	
	763 722		* WASHER - (A-1638-7)	1	
	755 602		* NUT - (A-1639-4)	1	
-17	762 371		* SEAL - (A-1750-2)	1	
-18	763 455		* PIN ASSEMBLY - Actuating (B-4820-1)	3	
-19	761 233		* LINK ASSEMBLY - Left (B-4565)	3	
	761 234		* LINK ASSEMBLY - Right (B-4977)	3	
-20	762 593		* RING - Retaining (A-1636-16)	1	
-21	762 365		* SCREW - (A-1635-78)	12	
-22	-----		* SHIM - Low pitch stop, 0.016 in. (B-4281-1)	AR	
	-----		* SHIM - Low pitch stop, 0.008 in. (B-4281-2)	AR	
	-----		* SHIM - Low pitch stop, 0.004 in. (B-4281-3)	AR	
-23	762 591		* O-RING - (A-1633-23)	1	
-24	763 456		* PIN - Piston rod (B-3490)	3	
-25	762 594		* RING - Retaining (A-1636-9)	6	
-26	762 598		* ROD ASSEMBLY - Piston (D-3474)	1	
-27	762 369		* SPRING - Outer (A-3269)	1	
-28	762 370		* SPRING - Inner (A-3553)	1	
-29	763 723		* WASHER - (A-4065)	1	
-30	762 595		* RING - Retaining (A-1636-7)	1	
-31	762 632		* O-RING - (A-1633-77)	3	
-32	762 563		* RETAINER - Split (C-3903) matched pairs	3	
-33	762 318		* BALL - Separator (B-4014)	120	
-34	758 395		* BALL - Bearing (A-1634-6)	120	
-35	758 592		* BOLT - (A-1635-125)	3	
-36	762 367		* SCREW - (A-1635-108)	6	
-37	762 596		* RING - (A-4427)	3	
-38	762 597		* RING - (B-4426)	3	
-39	-----		* SHIM - 0.033 in. (B-4407)	3	
	-----		* SHIM - 0.065 in. (B-4407-1)	3	
	-----		* SHIM - 0.051 in. (B-4407-2)	3	

When ordering, always specify Part Number, Description, and Serial Number of Aircraft

Revised: June 10, 2008

**PIPER AIRCRAFT  
PA-34-220T  
AIRPLANE PARTS CATALOG**

Figure and Index Number	Part Number	Code	Nomenclature	No. Req.	Serial Numbers Affected
54-40	-----		* SHIM - Anti-blade shake, 0.003 in. (B-4277-3)	AR	
	-----		* SHIM - Anti-blade shake, 0.004 in. (B-4277-4)	AR	
	-----		* SHIM - Anti-blade shake, 0.005 in. (B-4277-5)	AR	
	-----		* SHIM - Anti-blade shake, 0.006 in. (B-4277-6)	AR	
	-----		* SHIM - Anti-blade shake, 0.007 in. (B-4277-7)	AR	
	-----		* SHIM - Anti-blade shake, 0.008 in. (B-4277-8)	AR	
	-----		* SHIM - Anti-blade shake, 0.010 in. (B-4277-10)	AR	
	-----		* SHIM - Anti-blade shake, 0.012 in. (B-4277-12)	AR	
	-----		* SHIM - Anti-blade shake, 0.014 in. (B-4277-14)	AR	
	-----		* SHIM - Anti-blade shake, 0.016 in. (B-4277-16)	AR	
	-----		* SHIM - Anti-blade shake, 0.018 in. (B-4277-18)	AR	
	-----		* SHIM - Anti-blade shake, 0.020 in. (B-4277-20)	AR	

When ordering, always specify Part Number, Description, and Serial Number of Aircraft

PIPER AIRCRAFT  
PA-34-220T  
AIRPLANE PARTS CATALOG

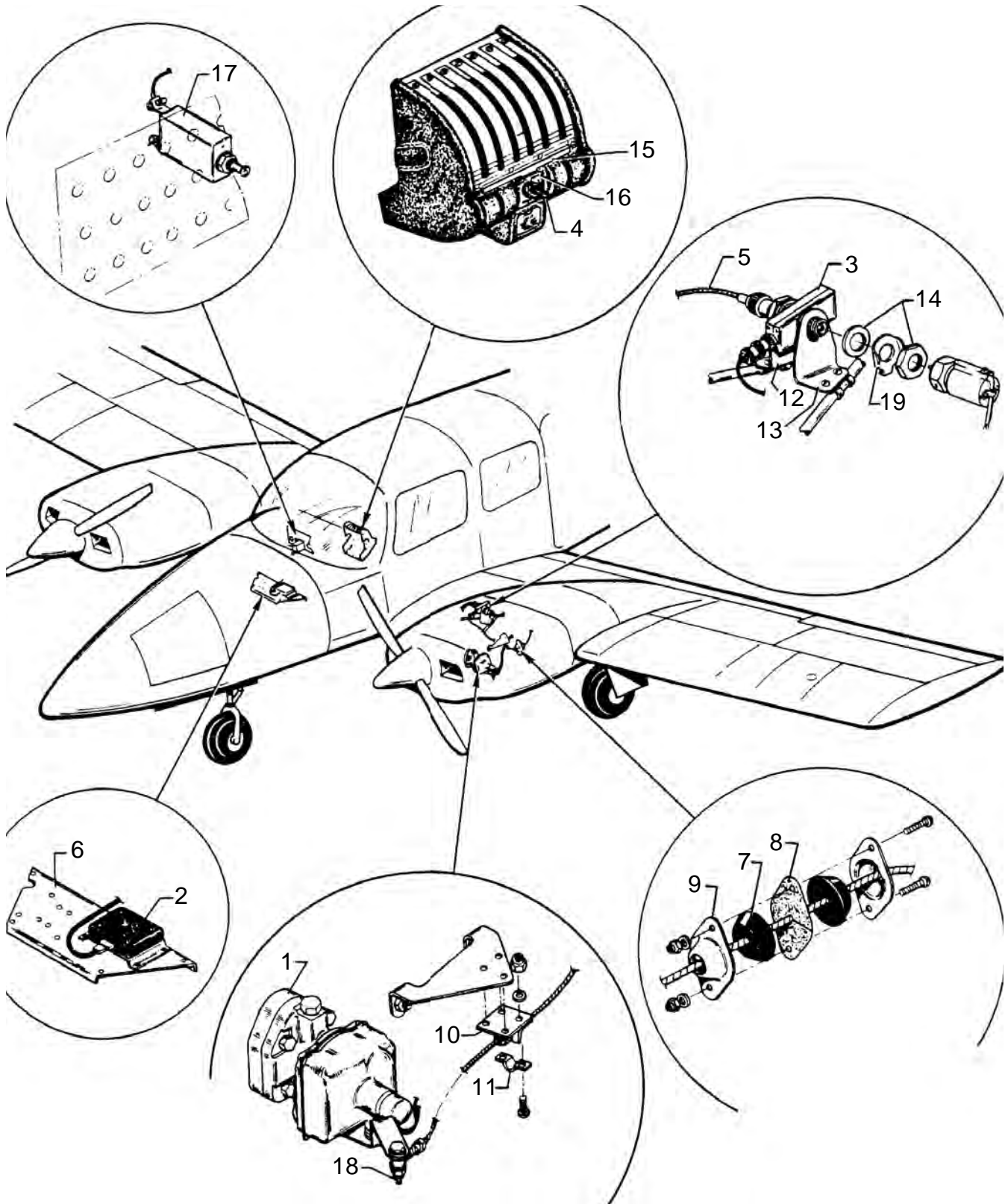


Figure 55. Propeller Synchrophaser System Installation  
(s/n 34-8133002 thru 34-8133195)

Revised: June 10, 2008

**PIPER AIRCRAFT  
PA-34-220T  
AIRPLANE PARTS CATALOG**

---

CODE EXPLANATIONS FOR FIGURE 55

**PIPER AIRCRAFT  
PA-34-220T  
AIRPLANE PARTS CATALOG**

Figure and Index Number	Part Number	Code	Nomenclature	No. Req.	Serial Numbers Affected
55-	36890		DRAWING - Propeller Synchrophaser Installation		
-1	37845-10		GOVERNOR ASSEMBLY - Propeller, left (Hartzell) (463 225)	1	
	37845-12		GOVERNOR ASSEMBLY - Propeller, right (Hartzell) (463 227)	1	
-2	556 503		COMPUTER ASSEMBLY - (57C4362-2)	1	
-3	462 121		PULSE GENERATOR ASSEMBLY - (A4478)	2	
-4	584 178		SWITCH ASSEMBLY - Synchrophaser (B4600)	1	
-5	486 531		SHAFT - Tachometer (PS50044-26)	2	
-6	37710-00		BRACKET ASSEMBLY - Mounting	1	
-7	68770-18		GROMMET	4	
-8	22105-05		GASKET	2	
-9	66789-00		PLATE	4	
-10	37833-04		BRACKET ASSEMBLY - Lug	2	
-11	18219-00		CLAMP - Control cable	2	
-12	36890-04		BRACKET - Pulse generator attachment, inboard left, outboard right	2	
-13	36890-05		BRACKET - Pulse generator attachment, outboard left, inboard right	2	
-14	477 859		NUT - Pulse generator (A22006)	4	
	690 615		WASHER - (NAS1149F1432P)	4	
-15	87369-21		PLACARD - Take-off and landing operation	1	
-16	35669-186		PLACARD - Propeller synchrophaser	1	
-17	454 714		CIRCUIT PROTECTOR - (PS50120-2-1) 5 amp	1	
-18	400 054		BOLT - (AN3-7)	2	
	690 609		WASHER - (NAS1149F0332P)	6	
	404 100		NUT - (AN310-3)	2	
	424 051		COTTER PIN - (MS24665-132)	2	
-19	36890-07		WASHER - Tab	2	

When ordering, always specify Part Number, Description, and Serial Number of Aircraft

Revised: March 10, 2009

PIPER AIRCRAFT  
PA-34-220T  
AIRPLANE PARTS CATALOG

---

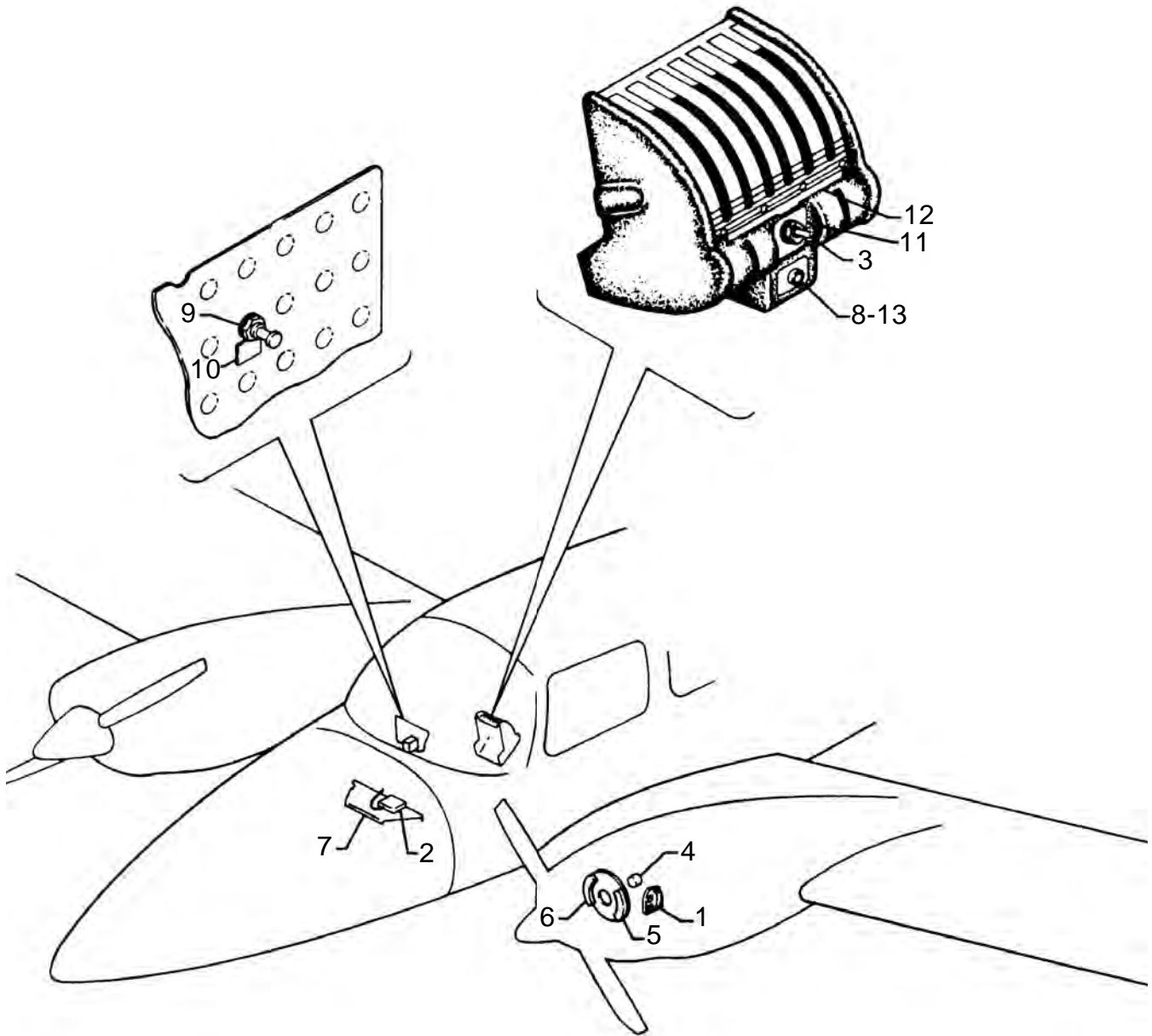


Figure 55A. Propeller Synchrophaser System Installation  
(s/n 34-8133001, 34-8133196 and up, 3448001 and up)

**PIPER AIRCRAFT  
PA-34-220T  
AIRPLANE PARTS CATALOG**

---

CODE EXPLANATIONS FOR FIGURE 55A

- A - Used if Propeller Deicer System is installed.
- B - Used if Propeller Deicer System is not installed.
- C - See figure 55B if Propeller Unfeathering System is installed.
- D - Used on 28 volt system.

**PIPER AIRCRAFT  
PA-34-220T  
AIRPLANE PARTS CATALOG**

Figure and Index Number	Part Number	Code	Nomenclature	No. Req.	Serial Numbers Affected
55A-	87719		DRAWING - Propeller Synchrophaser Installation		
-1	37845-12	C	GOVERNOR ASSEMBLY - Propeller, right (Hartzell) (463 227)	1	
	37845-15	C,D	GOVERNOR ASSEMBLY - Propeller, right (Hartzell) (463 253)	1	
-2	763 376		COMPUTER - (C4362-4)	1	
	764 795	D	COMPUTER - (C4362-5)	1	
-3	762 470		SWITCH - (MTA 206PA)	1	
-4	763 511		PICKUP ASSEMBLY - (A-4645)	2	
-5	761 763	A	MAGNET ASSEMBLY - (A-4634)	2	
	761 764	B	MAGNET ASSEMBLY - (A-4636)	2	
-6	763 377	A	COUNTERWEIGHT ASSEMBLY - (A-4635)	2	
	763 378	B	COUNTERWEIGHT ASSEMBLY - (A-4637)	2	
-7	37710-00		BRACKET ASSEMBLY - Mounting	1	
-8	472 606		LIGHT - Indicator (MS25041-10)	1	
-9	454 714		CIRCUIT BREAKER - (PS50120-2-1)	1	
	454 738	D	CIRCUIT BREAKER - (PS50120-4-71)	1	
-10	35669-113		PLACARD - Prop. sync.	1	
-11	87369-31		PLACARD - Prop. sync.	1	
-12	87369-21		PLACARD - Use off position	1	
-13	472 054		BULB - (PS10008-330)	1	
	472 028	D	BULB - (PS10008-327)	1	

When ordering, always specify Part Number, Description, and Serial Number of Aircraft



PIPER AIRCRAFT  
PA-34-220T  
AIRPLANE PARTS CATALOG

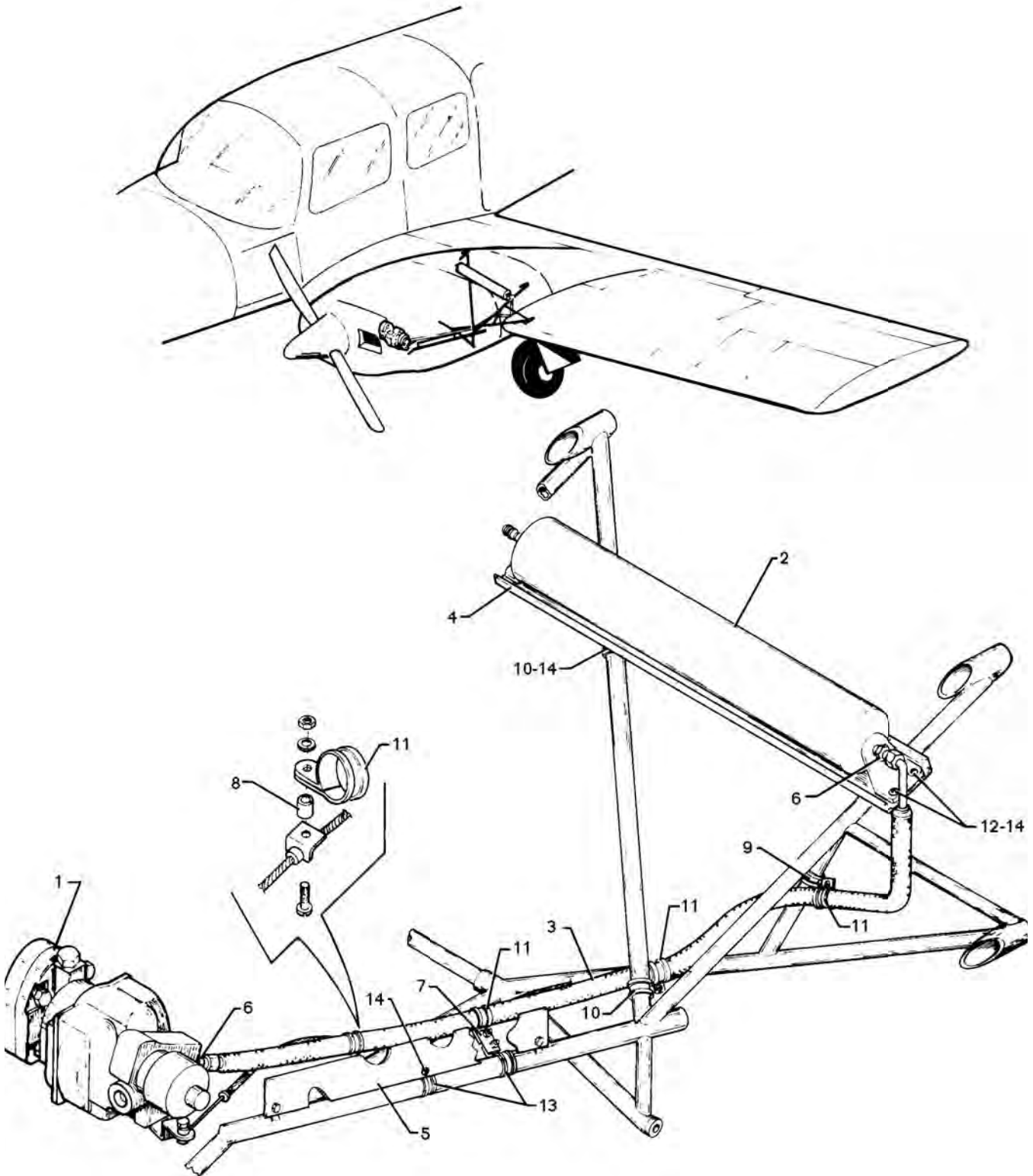


Figure 55B. Propeller Unfeathering System Installation  
(s/n 34-8333001 and up, 3448001 and up)

Revised: June 10, 2008

**PIPER AIRCRAFT  
PA-34-220T  
AIRPLANE PARTS CATALOG**

---

CODE EXPLANATIONS FOR FIGURE 55B

- A - Used if Propeller Synchrophaser System is installed.
- B - Used on 28 volt system.

**PIPER AIRCRAFT  
PA-34-220T  
AIRPLANE PARTS CATALOG**

Figure and Index Number	Part Number	Code	Nomenclature	No. Req.	Serial Numbers Affected
55B-	39815		DRAWING - Propeller Unfeathering System Installation		
-1	39851-02		GOVERNOR ASSEMBLY - Propeller, left (Hartzell) (463-231)	1	
	39851-03		GOVERNOR ASSEMBLY - Propeller, right (Hartzell) (463 232)	1	
	39851-04	A	GOVERNOR ASSEMBLY - Propeller, right (Hartzell) (463 233)	1	
	39851-11	A,B	GOVERNOR ASSEMBLY - Propeller, right (Hartzell) (463 254)	1	
-2	451 828		ACCUMULATOR - McCauley (D20810)	1	
-3	63901-134		HOSE ASSEMBLY - (44.00" L.)	1	
-4	87756-02		BRACKET - Unfeathering accumulator	1	
-5	38748-02		HEAT SHIELD - Accumulator hose	1	
-6	476 678		NIPPLE - (AN816-6)	2	
-7	39815-05		CLIP	1	
-8	95061-104		BUSHING	3	
-9	454 868		CLAMP - (PS10017-2-12)	1	
-10	454 862		CLAMP - (PS10017-2-14)	3	
-11	554 770		CLAMP - (PS10017-2-15)	4	
-12	454 977		CLAMP - (PS10017-2-16)	2	
-13	454 852		CLAMP - (PS10017-2-18)	2	
-14	411 532		SCREW - (MS35207-263)	11	
	690 612		WASHER - (NAS1149F0363P)	11	
	404 526		NUT - (MS21042-3)	11	

When ordering, always specify Part Number, Description, and Serial Number of Aircraft

Revised: March 10, 2009

**PIPER AIRCRAFT  
PA-34-220T  
AIRPLANE PARTS CATALOG**

---

THIS PAGE INTENTIONALLY LEFT BLANK

**PIPER AIRCRAFT  
PA-34-220T  
AIRPLANE PARTS CATALOG**

---

THIS PAGE INTENTIONALLY LEFT BLANK

**PIPER AIRCRAFT  
PA-34-220T  
AIRPLANE PARTS CATALOG**

---

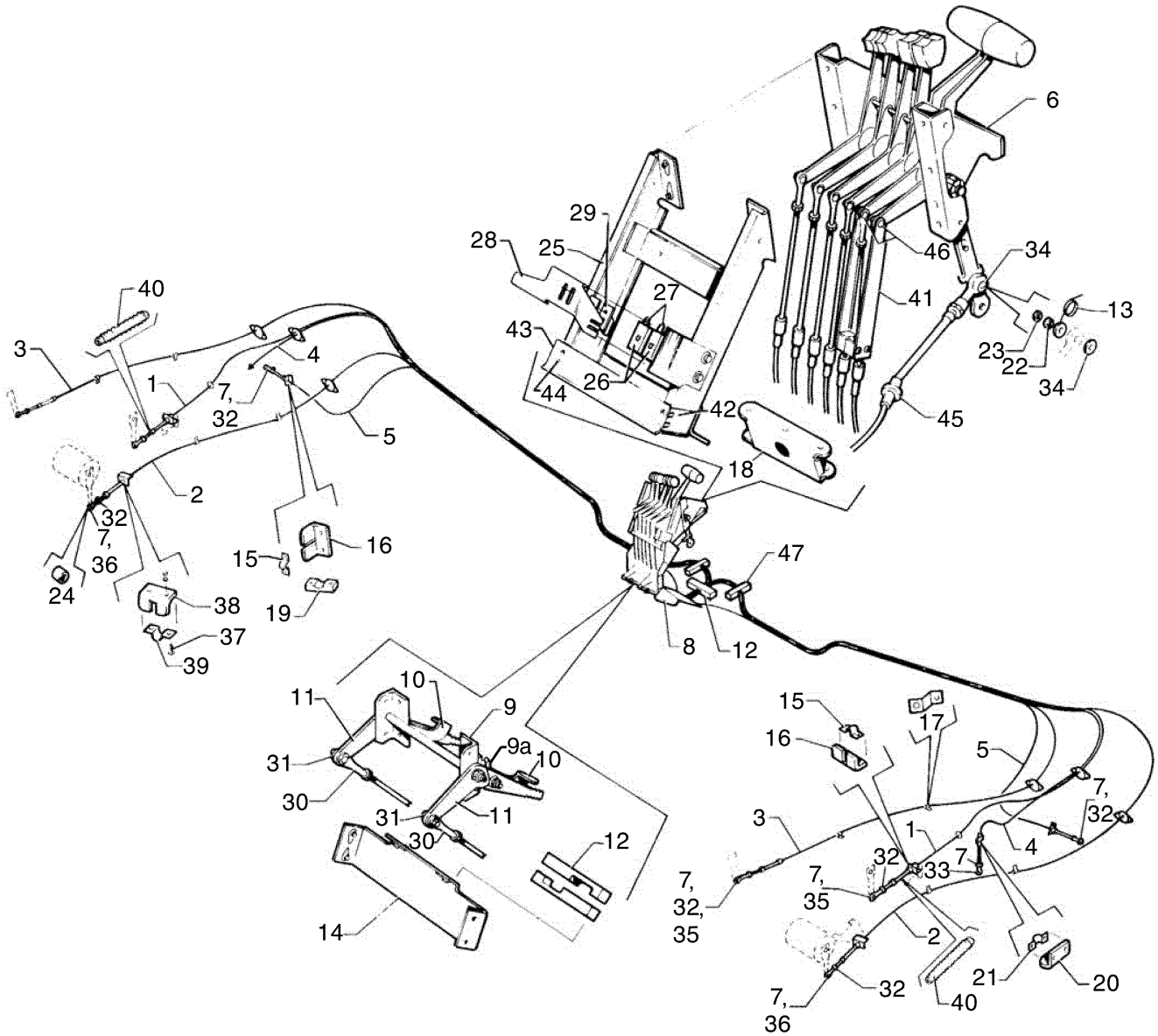


Figure 56. Engine Controls Installation

**PIPER AIRCRAFT  
PA-34-220T  
AIRPLANE PARTS CATALOG**

---

CODE EXPLANATIONS FOR FIGURE 56

- A - See figure 57 for component parts.
- B - Used when Woodward governors are installed.
- C - Used when Hartzell governors are installed.
- D - Used if Propeller Unfeathering System is installed.

**PIPER AIRCRAFT  
PA-34-220T  
AIRPLANE PARTS CATALOG**

Figure and Index Number	Part Number	Code	Nomenclature	No. Req.	Serial Numbers Affected
56-	39638		DRAWING - Engine Controls Installation		
-1	554 321		CABLE ASSEMBLY - Throttle control (PS50146-12-4)	2	
-2	554 293		CABLE ASSEMBLY - Propeller control, left (PS50146-13-26)	1	
	554 294		CABLE ASSEMBLY - Propeller control, right (PS50146-13-23)	1	
-3	554 295		CABLE ASSEMBLY - Mixture control, left (PS50146-13-24)	1	
	554 293		CABLE ASSEMBLY - Mixture control, right (PS50146-13-26)	1	
-4	554 201		CABLE ASSEMBLY - Alternate air control (PS50146-13-25)	2	
-5	554 305		CABLE ASSEMBLY - Cowl flap (PS50146-13-12)	2	
-6	95136-06	A	QUADRANT ASSEMBLY - Control	1	
	95136-09	A,D	QUADRANT ASSEMBLY - Control	1	34-8333001 and up
-7	452 606		BEARING - Rod end (PS10020-16-2)	12	
-8	37587-03		CONSOLE ASSEMBLY - Control	1	
-9	96080-00		* PIVOT ASSEMBLY - Cowl flap lever	1	
-9a	96455-00		** SPRING - Cowl flap lever, left	1	
	96455-01		** SPRING - Cowl flap lever, right	1	
-10	96453-00		** LEVER - Cowl flap, left	1	
	96453-01		** LEVER - Cowl flap, right	1	
-11	96061-00		** LEVER - Cowl flap, left	1	
	96061-01		** LEVER - Cowl flap, right	1	
-12	96281-03		CLAMP - Cable	4	
-13	96717-00		SPRING - Alternate air	2	
-14	96283-00		BRACKET ASSEMBLY - Cable clamp	1	
-15	18219-00		CLAMP - Control cable attachment	4	
-16	18132-00		LUG - Control cable support bracket	4	
-17	37123-00		BRACKET - Mixture cable	2	
-18	39510-02		BRACKET ASSEMBLY - Engine controls	1	
-19	37627-00		SPACER	2	
-20	69011-00		LUG - Control cable support bracket	2	
-21	69012-00		CLAMP - Control cable attachment	2	
-22	95061-82		BUSHING	2	
-23	95061-83		BUSHING	2	
-24	95061-118	B	BUSHING	2	
-25	39509-02		MOUNT ASSEMBLY - Engine controls	1	
-26	487 925		* SWITCH - Gear warning horn (V3-1)	2	
-27	451 834		* ACTUATOR - Gear warning horn (JV-7)	2	
-28	96161-03		* BRACKET - Horn switch	1	
-29	96161-05		* ANGLE ASSEMBLY - Horn switch	2	
-30	488 327		TERMINAL - Clevis (AN665-21R)	8	
-31	424 174		PIN - (MS20392-2C11)	6	
	690 609		WASHER - (NAS1149F0332P)	6	
	424 051		COTTER PIN - (MS24665-132)	6	
-32	407 043		WASHER - Lock (MS35338-43)	18	
	404 224		NUT - (AN315-3R)	18	
-33	400 441		BOLT - (AN3-7A)	2	
	62833-101		WASHER - (.56 O.D.)	2	
	690 612		WASHER - (NAS1149F0363P)	6	
	406 443		NUT - (NAS679A3W)	2	
-34	400 869		BOLT - (AN23-17A)	2	
	62833-101		WASHER	2	
	690 612		WASHER - (NAS1149F0363P)	4	
	690 609		WASHER - (NAS1149F0332P)	2	
	404 156		NUT - (MS21083N3)	2	
-35	400 054		BOLT - (AN3-7)	4	
	62833-101		WASHER	4	
	407 043		WASHER - Lock (MS35338-43)	8	
	404 100		NUT - (AN310-3)	4	
	424 051		COTTER PIN - (MS24665-132)	4	

When ordering, always specify Part Number, Description, and Serial Number of Aircraft



**PIPER AIRCRAFT  
PA-34-220T  
AIRPLANE PARTS CATALOG**

Figure and Index Number	Part Number	Code	Nomenclature	No. Req.	Serial Numbers Affected	
56-36	400 058	B	BOLT - (AN3-13)	2		
	400 054	C	BOLT - (AN3-7)	2		
	62833-101		WASHER	2		
	407 043		WASHER - Lock (MS35338-43)	4		
	690 612	B	WASHER - (NAS1149F0363P)	2		
	690 609	C	WASHER - (NAS1149F0332P)	2		
	404 100		NUT - (AN310-3)	2		
	424 051		COTTER PIN - (MS24665-132)	2		
	-37	415 536	C	SCREW - (MS35206-246)	4	
		690 618	C	WASHER - (NAS1149FN816P)	4	
404 529		C	NUT - (MS21042-08)	4		
-38	37833-02	C	BRACKET ASSEMBLY - Lug	2		
	18132-00	B	LUG - Control cable support bracket	2		
-39	18219-00	B	CLAMP - Control cable attachment	2		
-40	553 182		BOOT - Throttle cable (AD1204-1)	2		
-41	96163-00		ACTUATOR ASSEMBLY - Gear warning horn, left	1		
	96163-01		ACTUATOR ASSEMBLY - Gear warning horn, right	1		
-42	39604-02		PLATE ASSEMBLY - Harness support, left	1		
	39604-03		PLATE ASSEMBLY - Harness support, right	1		
-43	39605-02		PLATE ASSEMBLY - Harness support	1		
-44	415 533		SCREW - (MS35206-243)	4		
-45	588 414		RETAINER - Cable (82559000)	6		
-46	424 176		PIN - (MS20392-2C15)	2		
	690 612		WASHER - (NAS1149F0363P)	2		
	690 609		WASHER - (NAS1149F0332P)	2		
	494 231		WASHER - Spring (U190-0090)	4		
	424 051		COTTER PIN - (MS24665-132)	2		
-47	96281-02		CLAMP- Cable	2		

When ordering, always specify Part Number, Description, and Serial Number of Aircraft

Revised: March 10, 2009

PIPER AIRCRAFT  
PA-34-220T  
AIRPLANE PARTS CATALOG

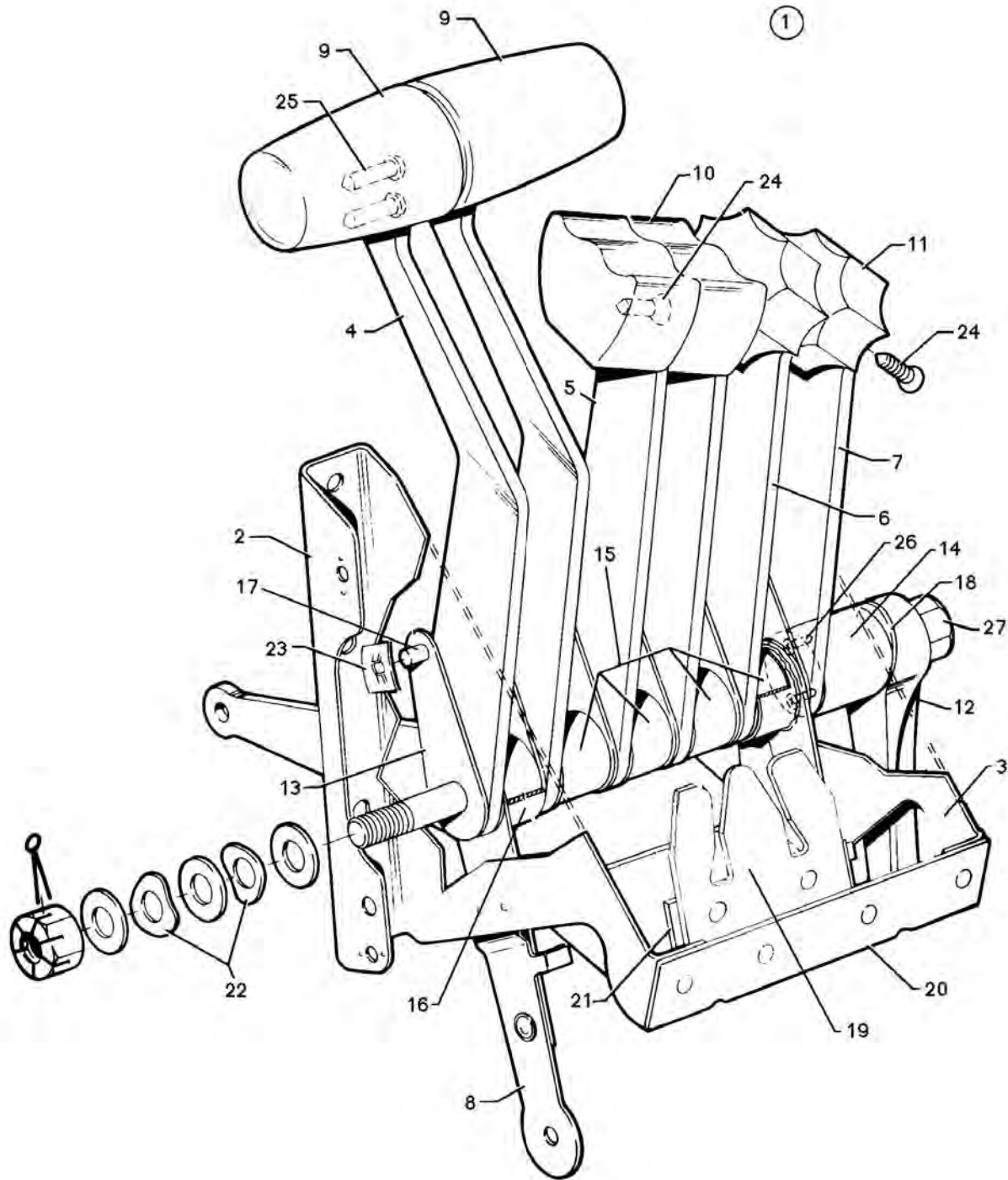


Figure 57. Quadrant Assembly

Revised: June 10, 2008

**PIPER AIRCRAFT  
PA-34-220T  
AIRPLANE PARTS CATALOG**

---

CODE EXPLANATIONS FOR FIGURE 57

- A - See figure 93A if Mitchell Century 41 AutoPilot is installed. See figure 93C if King KFC 200 AutoPilot/Flight Director System is installed.
- B - Used if Propeller Unfeathering System is not installed.
- C - Used if Propeller Unfeathering System is installed.

**PIPER AIRCRAFT  
PA-34-220T  
AIRPLANE PARTS CATALOG**

Figure and Index Number	Part Number	Code	Nomenclature	No. Req.	Serial Numbers Affected
57-1	95136-06	B	QUADRANT ASSEMBLY - Control	1	
	95136 09	C	QUADRANT ASSEMBLY - Control	1	34-8333001 and up
-2	96720-00		* BRACKET ASSEMBLY - Quadrant, left	1	
-3	96721-00		* BRACKET ASSEMBLY - Quadrant, right	1	
-4	95138 00		* LEVER - Throttle control	2	
-5	95139-00	B	* LEVER ASSEMBLY - Propeller control	2	
	39840-02	C	* LATCH ASSEMBLY - Propeller unfeathering	2	34-8333001 and up
-6	37478-00		* LEVER - Mixture control, left	1	
-7	37479-00		* LEVER - Mixture control, right	1	
-8	37576-00		* LEVER ASSEMBLY - Alternate air, left	1	
	37576-01		* LEVER ASSEMBLY - Alternate air, right	1	
-9	95137 00	A	* KNOB - Throttle control	2	
-10	24047-00		* KNOB - Propeller control	2	
-11	24048-00		* KNOB - Mixture control	2	
-12	63039-04		* HANDLE - Quadrant adjusting	1	
-13	67218-00		* PLATE - Friction	12	
-14	66774-00		* CAM - Quadrant adjusting	1	
-15	68699-12		* SPACER - Quadrant control	4	
-16	68699-13		* SPACER - Quadrant control	1	
-17	95148-02		* ROD - Quadrant control	1	
-18	62833-46		* WASHER - Friction	1	
-19	78713-00	B	* PLATE ASSEMBLY - Propeller feather stop	1	
-20	96895-00	B	* CHANNEL ASSEMBLY - Propeller feather stop support	1	
	96895-02	C	* CHANNEL - Propeller unfeathering	1	34-8333001 and up
-21	96894-00	B	* ANGLE ASSEMBLY - Propeller feather stop support, upper	1	
	39840-06	C	* ANGLE - Propeller unfeathering	1	34-8333001 and up
-22	408 815		* WASHER - (3502-18-04)	2	
-23	603 820		* NUT - (C12042-012-1)	2	
-24	414 515		* SCREW - (MS24693-S48)	4	
-25	415 520		* SCREW - (MS35206-230)	4	
-26	414 490		* SCREW - (MS24693-S2)	2	
-27	400 192		* BOLT - (AN5-52)	1	
	690 619		* WASHER - (NAS1149F0532P)	3	
	404 394		* NUT - (AN320-5)	1	
	424 052		* COTTER PIN - (MS24665-134)	1	

When ordering, always specify Part Number, Description, and Serial Number of Aircraft

PIPER AIRCRAFT  
PA-34-220T  
AIRPLANE PARTS CATALOG

---

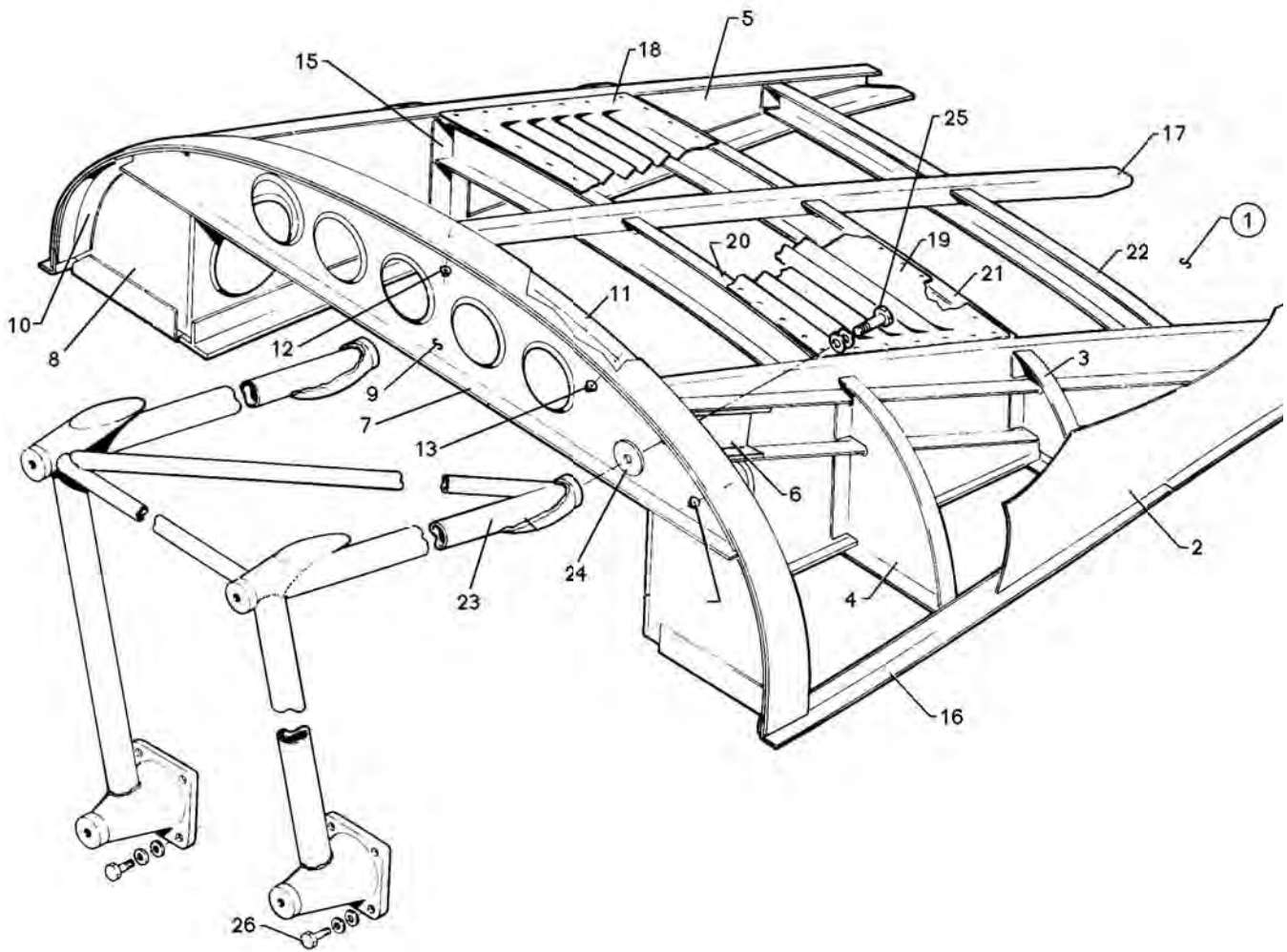


Figure 58. Nacelle Installation

Revised: June 10, 2008

**PIPER AIRCRAFT  
PA-34-220T  
AIRPLANE PARTS CATALOG**

---

CODE EXPLANATIONS FOR FIGURE 58

- A - All items on this installation are component parts of wing assembly.
- B - Used if air conditioning is installed.

**PIPER AIRCRAFT  
PA-34-220T  
AIRPLANE PARTS CATALOG**

Figure and Index Number	Part Number	Code	Nomenclature	No. Req.	Serial Numbers Affected
58-	37093 39450		DRAWING - Wing Assembly (Complete) DRAWING - Wing Assembly		
-1	87230-02		NACELLE ASSEMBLY - Aft, left	1	
	87230-04	B	NACELLE ASSEMBLY - Aft, left	1	
	87230-03		NACELLE ASSEMBLY - Aft, right	1	
-2	37526-04		* SKIN - Nacelle, left	1	
	87230-05	B	* SKIN - Nacelle, left	1	
	37526-05		* SKIN - Nacelle, right	1	
-3	37417-00		* FRAME - Nacelle. outboard left nacelle, inboard right nacelle	1	
	37417-01		* FRAME - Nacelle, inboard left nacelle, outboard right nacelle	1	
-4	37418-00		* FRAME - Nacelle. outboard left nacelle, inboard right nacelle	1	
	37418-01		* FRAME - Nacelle, inboard left nacelle, outboard right nacelle	1	
-5	37441-00		* LONGERON ASSEMBLY - Outboard left nacelle, inboard right nacelle	1	
	37441-01		* LONGERON ASSEMBLY - Inboard left nacelle, outboard right nacelle	1	
-6	37404-00		** FITTING - Engine mount, outboard left nacelle, inboard right nacelle	1	
	37404-01		** FITTING - Engine mount, inboard left nacelle, outboard right nacelle	1	
-7	37443-04		* BULKHEAD ASSEMBLY - Nacelle	1	
-8	37419-00		** FRAME - Nacelle, left	1	
	37419-01		** FRAME - Nacelle, right	1	
-9	37420-00		** FORMER - Nacelle	1	
-10	37430-00		** ANGLE - Nacelle, left	1	
	37430-01		** ANGLE - Nacelle, right	1	
-11	37431-00		** ANGLE - Nacelle	1	
-12	484 293		** RECEPTACLE - (1142701)	5	
-13	484 342		** RECEPTACLE - (1127702)	2	
-14	584 134		** RECEPTACLE - (KM786-16N-60CV)	6	
-15	37432-00		* ANGLE - Nacelle, outboard left nacelle, inboard right nacelle	1	
	37432-01		* ANGLE - Nacelle, inboard left nacelle, outboard right nacelle	1	
-16	37459-00		* ANGLE - Nacelle, outboard left nacelle, inboard right nacelle	1	
	37459-01		* ANGLE - Nacelle, inboard left nacelle, outboard right nacelle	1	
-17	37458-00		* STRINGER - Nacelle skin	1	
-18	87230-07	B	* LOUVER - Inboard, left	1	
-19	87230-06	B	* LOUVER - Outboard, left	1	
-20	37415-00		* FORMER - Nacelle	1	
-21	37416-00		* FORMER - Nacelle	1	
-22	37405-00		* FORMER - Nacelle	1	
-23	37112-00		SUPPORT ASSEMBLY - Engine mount	2	
-24	62833-102		WASHER	4	
-25	401 394		BOLT - (AN6-13A)	4	
	690 629		WASHER - (NAS1149F0663P)	12	
	404 532		NUT - (MS21042-6)	4	
-26	401 310		BOLT - (AN4-10A)	16	
	690 611		WASHER - (NAS1149F0463P)	32	

When ordering, always specify Part Number, Description, and Serial Number of Aircraft

Revised: March 10, 2009

**PIPER AIRCRAFT  
PA-34-220T  
AIRPLANE PARTS CATALOG**

---

1L16 THRU 2A16  
INTENTIONALLY LEFT BLANK



PIPER AIRCRAFT  
PA-34-220T  
AIRPLANE PARTS CATALOG

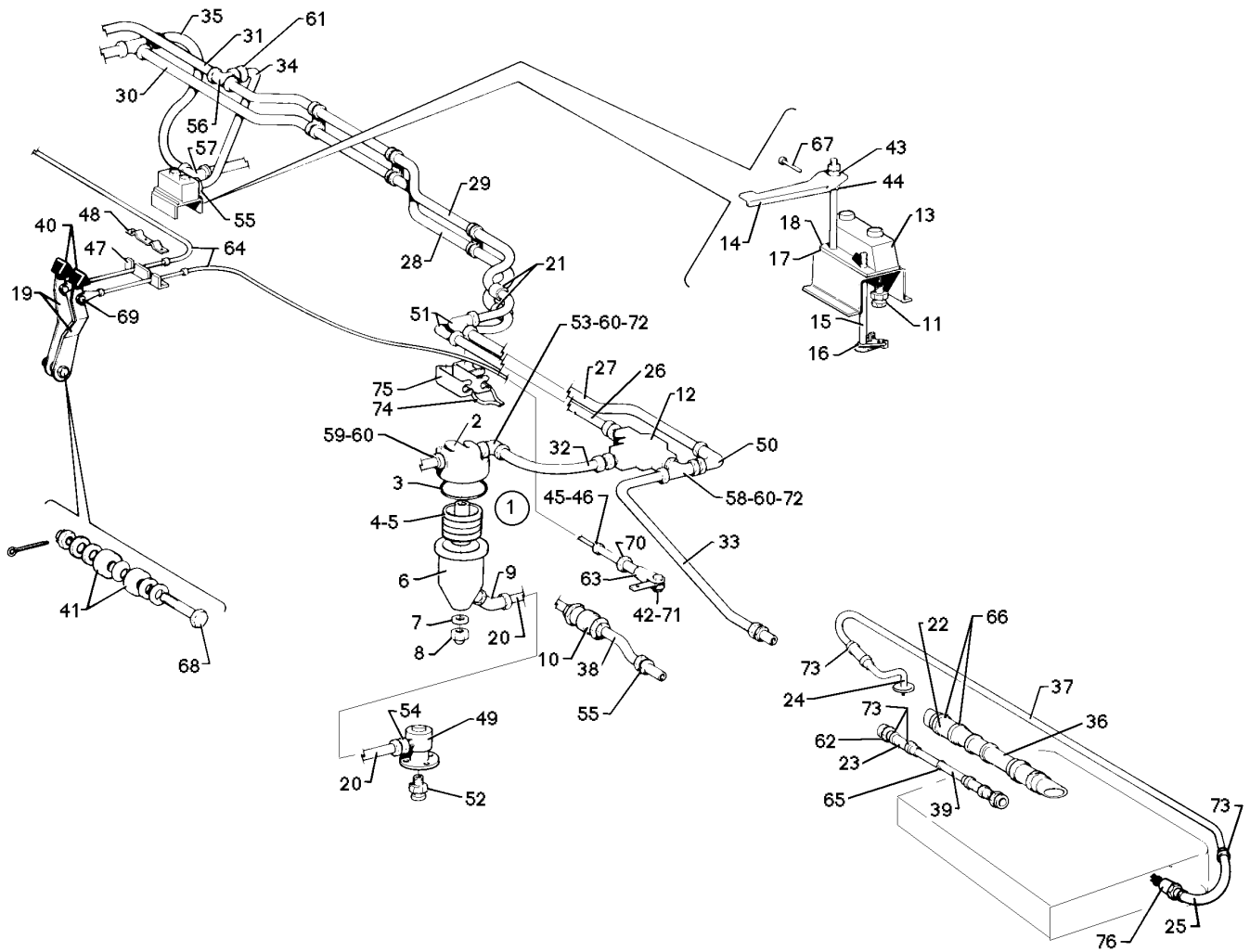


Figure 59. Fuel System Installation - Wing and Fuselage

Reissued: November 29, 1993

**PIPER AIRCRAFT  
PA-34-220T  
AIRPLANE PARTS CATALOG**

---

CODE EXPLANATIONS FOR FIGURE 59

A - Reference Piper Service Bulletin #712, - latest revision.

# PIPER AIRCRAFT PA-34-220T AIRPLANE PARTS CATALOG

Figure and Index Number	Part Number	Code	Nomenclature	No. Req.	Serial Numbers Affected
59-	87229 85200		DRAWING - Fuel System DRAWING - Interior Installation		
-1	561 018		FILTER ASSEMBLY - Fuel (Air-Maze) (98487-03)	2	
-2	751 983		* HEAD AND STUD ASSEMBLY - Fuel filter	1	
-3	757 255		* PACKING - O-Ring, head and stud assembly	1	
-4	753 986		* CARTRIDGE ASSEMBLY - Fuel filter	1	
-5	751 821		** FILTER - Cartridge assembly	5	
-6	753 987		* CONTAINER - Fuel filter	1	
-7	751 898		* GASKET - Container nut	1	
-8	752 517		* NUT - Container	1	
-9	558 806		* ELBOW - (MS20823-4D)	1	
-10	492 274		VALVE - Check (366-00)	2	
-11	492 202		VALVE ASSEMBLY - (PS50036-2-1)	2	
-12	491 960	A	VALVE ASSEMBLY - Fuel selector (3487-00-5)	2	
-13	37187-00		MANIFOLD - Fuel drain	1	
-14	96970-00 96970-01		HANDLE - Drain valve, fuel, left HANDLE - Drain valve, fuel, right	1 1	
-15	96975-00		ROD ASSEMBLY - Fuel drain valve	2	
-16	96977-00		BALE - Control foot valve	2	
-17	96976-00		GASKET - Fuel drain, rubber	1	
-18	96976-02		GASKET - Fuel drain, aluminum	1	
-19	96085-00 96085-02		LEVER - Fuel selector valve, left LEVER - Fuel selector valve, right	1 1	
-20	566 463		HOSE ASSEMBLY - Filter drain (63901-212)	2	
-21	65653-04		TUBING - Line protector	4	
-22	63913-92		HOSE - Fuel tank interconnect	4	
-23	63913-140		HOSE - Fuel tank interconnect	4	
-24	63913-141		HOSE - Fuel vent	2	
-25	63913-142		HOSE - Fuel vent	2	
-26	67700-356 67700-376		TUBE ASSEMBLY - Fuel crossfeed, left TUBE ASSEMBLY - Fuel crossfeed, right	1 1	
-27	67700-357 67700-371		TUBE ASSEMBLY - Fuel crossfeed, right TUBE ASSEMBLY - Fuel crossfeed, left	1 1	
-28	57700-358		TUBE ASSEMBLY - Fuel crossfeed	1	
-29	67700-359		TUBE ASSEMBLY - Fuel crossfeed	1	
-30	67700-360		TUBE ASSEMBLY - Fuel crossfeed	1	
-31	67700-361		TUBE ASSEMBLY - Fuel crossfeed	1	
-32	67700-366		TUBE ASSEMBLY - Fuel filter	2	
-33	67700-367 67700-384		TUBE ASSEMBLY - Fuel, left TUBE ASSEMBLY - Fuel, right	1 1	
-34	67700-373		TUBE ASSEMBLY - Fuel drain	1	
-35	67700-374		TUBE ASSEMBLY - Fuel drain	1	
-36	96501-02		TUBE ASSEMBLY - Fuel tank interconnect	2	
-37	95153-165 95153-164		TUBE ASSEMBLY - Fuel vent, left TUBE ASSEMBLY - Fuel vent, right	1 1	
-38	95153-166		TUBE ASSEMBLY - Fuel vapor return	2	
-39	95153-167		TUBE ASSEMBLY - Fuel tank interconnect	2	
-40	22287-03		KNOB ASSEMBLY - Fuel selector	2	
-41	65003-53		BUSHING - Selector valve	2	
-42	82732-72		BUSHING	2	
-43	95061-94		BUSHING	2	
-44	65003-36		BUSHING	2	
-45	18132-00		LUG - Control cable support	2	
-46	18219-00		CLAMP - Control cable support	2	
-47	96037-02		RETAINER - Cable housing	1	
-48	96039-02		CLAMP - Cable housing retainer	1	

When ordering, always specify Part Number, Description, and Serial Number of Aircraft

Revised: March 10, 2009

# PIPER AIRCRAFT PA-34-220T AIRPLANE PARTS CATALOG

Figure and Index Number	Part Number	Code	Nomenclature	No. Req.	Serial Numbers Affected
59-49	39616-02		ADAPTER ASSEMBLY - Fuel drain	2	
-50	477 910		ELBOW - (C5506 x 8)	2	
-51	458 881		ELBOW - (AN821-8D)	4	
-52	491 806		VALVE - (F391-187B)	2	
-53	458 905		ELBOW - (AN833-8D)	2	
-54	476 648		NIPPLE - (AN816-4D)	4	
-55	476 662		NIPPLE - (AN816-6D)	1	
-56	488 509		TEE - (AN824-8D)	2	
-57	691 224		TEE - (MS20826-6D)	1	
-58	588 419		TEE - (AN834-8D)	2	
-59	491 053		UNION - (AN815-8D)	4	
-60	484 846		O-RING - (MS29512-08)	10	
-61	584 202		REDUCER - (221501-8-6S)	2	
-62	451 859		ADAPTER - (AN840-8D)	4	
-63	554 757		CLEVIS - (MS35812-1)	2	
-64	653 117		CABLE ASSEMBLY - Fuel selector control (PS50146-13-29)	2	
-65	554 622		CLAMP - (AN735-D8)	2	
-66	554 984		CLAMP	8	
-67	424 164		PIN - (MS20392-1C55)	1	
	690 668		WASHER - (NAS1149FN432P)	3	
	95061-93		BUSHING	1	
	424 051		COTTER PIN - (MS24665-132)	1	
-68	400 060		BOLT - (AN3-15)	1	
	494 226		WASHER - (PS10011-10)	2	
	408 813		WASHER - Shakeproof (3502-10-79-0511)	1	
	690 612		WASHER - (NAS1149F0363P)	2	
	404 100		NUT - (AN310-3)	1	
	424 051		COTTER PIN - (MS24665-132)	1	
-69	424 175		PIN - (MS20392-2C13)	2	
	690 609		WASHER - (NAS1149F0332P)	2	
	424 051		COTTER PIN - (MS24665-132)	2	
-70	404 224		NUT - (AN315-3R)	2	
-71	424 176		PIN - (MS20392-2C15)	2	
	690 609		WASHER - (NAS1149F0332P)	2	
	424 051		COTTER PIN - (MS24665-132)	2	
-72	477 621		NUT - (AS5178D08)	4	
-73	554 664		CLAMP	16	
-74	63904-61		TUBE - Fuel line collector	2	
-75	87227-02		COLLECTOR - Fuel drain, left, aft	2	
	87227-03		COLLECTOR - Fuel drain, right, aft	2	
	189-535		TUBE - (MIL-I-631)	4	
	488-764		CABLE TIE - (T30RSF9MH)	8	
	488-698		CABLE TIE - (PLT2M-M), right	4	
	189-625		GROMMET	AR	
-76	37794-02		VALVE ASSEMBLY - Check	2	

When ordering, always specify Part Number, Description, and Serial Number of Aircraft

Revised: March 10, 2009

PIPER AIRCRAFT  
PA-34-220T  
AIRPLANE PARTS CATALOG

---

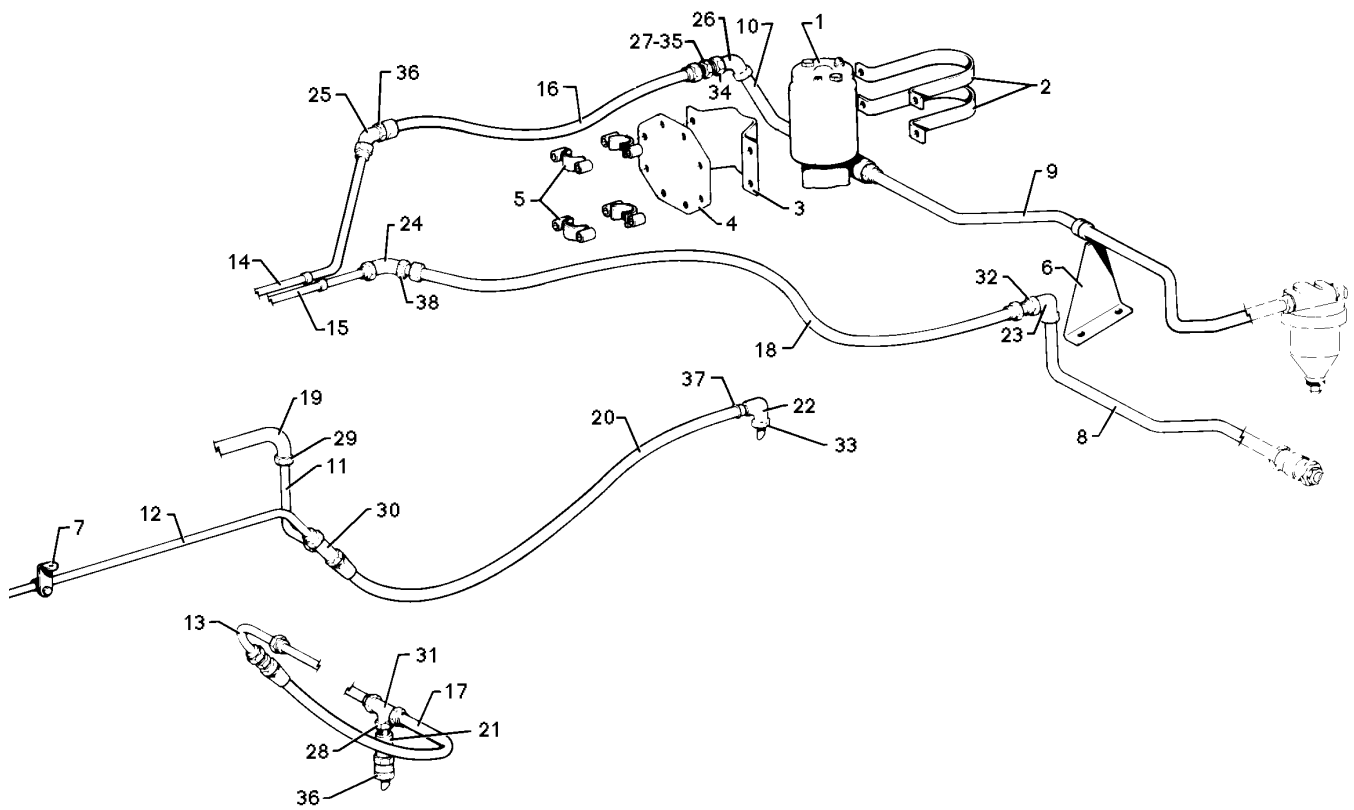


Figure 60. Fuel System Installation - Engine

Reissued: November 29, 1993

**PIPER AIRCRAFT  
PA-34-220T  
AIRPLANE PARTS CATALOG**

---

CODE EXPLANATIONS FOR FIGURE 60

- A - Used if air conditioning is installed.
- B - Used on 28 volt system.

# PIPER AIRCRAFT PA-34-220T AIRPLANE PARTS CATALOG

Figure and Index Number	Part Number	Code	Nomenclature	No. Req.	Serial Numbers Affected
60-	87229		DRAWING - Fuel System Installation		
-1	481 776		PUMP - Electric fuel (2B6-44)	2	
	461 724	B	PUMP - Electric fuel (2B6-86)	2	
-2	39534-02		STRAP - Fuel pump	4	
-3	39533-02		BASE - Fuel pump	2	
-4	37472-00		PLATE - Fuel pump mounting	2	
-5	97464-04		CLAMP ASSEMBLY - Fuel pump mounting	4	
-6	39645-02	A	BRACKET- Support, left	1	
-7	37499-03		SUPPORT - Tube	2	
-8	67700-385		TUBE ASSEMBLY - Fuel vapor return, left	1	
	67700-386		TUBE ASSEMBLY - Fuel vapor return, right	1	
-9	67700-364		TUBE ASSEMBLY - Fuel supply, left	1	
	67700-365		TUBE ASSEMBLY - Fuel supply, right	1	
-10	67700-362		TUBE ASSEMBLY - Fuel supply	2	
-11	95153-148		TUBE ASSEMBLY - Manifold drain	2	
-12	95153-149		TUBE ASSEMBLY - Pump and cylinder drain	2	
-13	95153-150		TUBE ASSEMBLY - Cylinder drain	2	
-14	95153-153		TUBE ASSEMBLY - Fuel supply	2	
-15	95153-154		TUBE ASSEMBLY - Vapor return	2	
-16	63901-38		HOSE ASSEMBLY - Fuel supply	2	
-17	63901-76		HOSE ASSEMBLY - Cylinder drain	4	
-18	97499-19		HOSE ASSEMBLY - Vapor return line, left	1	
	97499-30		HOSE ASSEMBLY - Vapor return line, right	1	
-19	97499-21		HOSE ASSEMBLY - Manifold drain	2	
-20	97499-22		HOSE - Fuel drain	2	
-21	492 253		VALVE - Drain (1H19-5)	2	
-22	37659-00		ELBOW - Fuel drain	2	
-23	458 934		ELBOW - (AN833-4)	2	
-24	458 938		ELBOW - (AS1040-0404)	2	
-25	458 864		ELBOW - (AS1040-0606)	2	
-26	458 848		ELBOW - (AS1040-0808)	2	
-27	584 202		REDUCER - (221501-8-6S)	2	
-28	453 680		REDUCER - (AN912-1J)	2	
-29	484 349		REDUCER - (AN919-1D)	2	
-30	488 320		TEE - (AN824-4D)	2	
-31	588 443		TEE - (AS5197-040402)	2	
-32	690 630		WASHER - (NAS1149F0763P)	4	
	477 629		NUT - (AS5178-04)	2	
-33	690 630		WASHER - (NAS1149F0763P)	2	
	477 618		NUT (AS5178D04)	2	
-34	407 573		WASHER - (NAS1149F1290P)	4	
	477 691		NUT - (AS5178-08)	2	
-35	477 624		NUT - (AN818-8D)	2	
-36	690 632		WASHER - (NAS1149F0963P)	6	
	477 631		NUT - (AS5178-06)	4	
-37	454 983		CLAMP	2	
-38	407 568		WASHER - (NAS1149F0763P)	2	
	477 629		NUT - (AS5178-04)	2	

When ordering, always specify Part Number, Description, and Serial Number of Aircraft

Revised: March 10, 2009

PIPER AIRCRAFT  
PA-34-220T  
AIRPLANE PARTS CATALOG

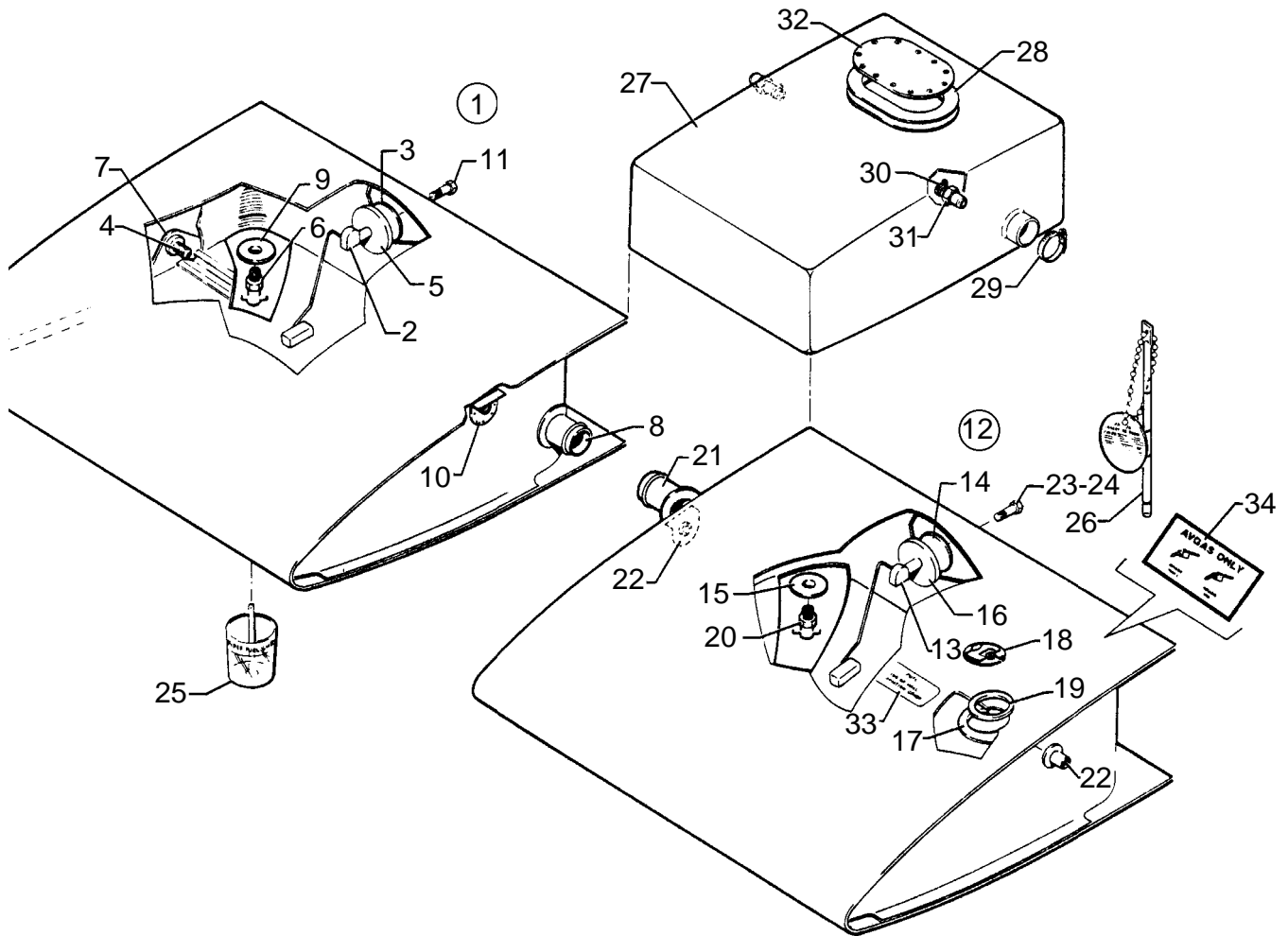


Figure 61. Fuel Tank Assemblies

Reissued: November 29, 1993



**PIPER AIRCRAFT  
PA-34-220T  
AIRPLANE PARTS CATALOG**

---

CODE EXPLANATIONS FOR FIGURE 61

- A - Used if optional center fuel cell is installed.
- B - Used with fuel cap assembly p/n 38599-02.
- C - Used with fuel cap assembly p/n 39824-02.

# PIPER AIRCRAFT PA-34-220T AIRPLANE PARTS CATALOG

Figure and Index Number	Part Number	Code	Nomenclature	No. Req.	Serial Numbers Affected
61-	37093		DRAWING - Wing Assembly (Complete)		
-1	95071-08		TANK ASSEMBLY - Fuel, inboard, left	1	
	95071-09		TANK ASSEMBLY - Fuel, inboard, right	1	
-2	550 503		* SENDER - Fuel (PS10013-5)	1	
-3	755 049		** GASKET - Fuel sender (15-716)	1	
-4	87714-02		* STRAINER - Fuel tank finger	1	
-5	62044-00		* PLATE - Fuel tank	1	
-6	491 806		* DRAIN - Fuel (F391-187B)	1	
-7	96871-00		* OUTLET ASSEMBLY - Fuel tank, left	1	
	96871-01		* OUTLET ASSEMBLY - Fuel tank, right	1	
-8	37745-02		* FITTING ASSEMBLY - Tank interconnect	1	
-9	87248-02		* PLATE - Strainer Assy	2	
-10	37765-02		* TUBE ASSEMBLY - Fuel tank vent	1	
-11	401 266		* BOLT - (AN3-5A)	5	
	407 043		* WASHER - (MS35338-43)	5	
	690 612		* WASHER - (NAS1149F0363P)	5	
-12	95070-08		TANK ASSEMBLY - Fuel, outboard, left	1	
	95070-09		TANK ASSEMBLY - Fuel, outboard, right	1	
-13	550 504		* SENDER - Fuel (PS10023-6)	1	
-14	755 049		** GASKET - Fuel sender (15-716)	1	
-15	62033-00		* PLATE - Drain	1	
-16	62044-00		* PLATE - Fuel tank	1	
-17	87241-08		* NECK ASSEMBLY - Filler	1	
-18	654 557		* CAP ASSEMBLY - Fuel Filler, non-locking with vent valve	1	
	654 556		* CAP ASSEMBLY - Fuel filler, locking with vent valve	1	
-19	66815-00	B,C	** GASKET - Fuel cap	1	
	66814-02	B	** GASKET - Fuel cap	1	
	66814-00	B	** GASKET - Fuel cap	1	
	39822-02	C	** GASKET - Fuel cap	1	
	39822-03	C	** GASKET - Fuel cap	1	
-20	491 806		* DRAIN - Fuel (F391-187B)	1	
-21	37745-02		* FITTING ASSEMBLY - Tank interconnect	1	
-22	37765-02		* FITTING ASSEMBLY - Tank vent	2	
-23	401 266		* BOLT - (AN3-5A)	5	
	407 043		* WASHER - (MS35338-43)	5	
	690 612		* WASHER - (NAS1149F0363P)	5	
-24	494 191		* WASHER - Fiber (PS10063-4)	5	
-25	67728-00		SAMPLER ASSEMBLY - Fuel	1	
-26	37780-02		GAUGE ASSEMBLY - Fuel tank	1	
-27	461 705		TANK ASSEMBLY - Fuel, center (2F1-6-41832-3)	2	
-28	755 044		* GASKET - (5C805)	2	
-29	654 047	A	CLAMP - (9432)	4	
-30	654 048	A	CLAMP - (8 HL)	4	
-31	451 859	A	ADAPTER - (AN840-8D)	4	
-32	37788-02	A	COVER - Fuel tank	2	
	416 801	A	SCREW - (MS24693S296)	12	
-33	35669-163		PLACARD - Fuel	2	34-8133001 thru 34-8433028
-34	456 682		DECAL - Avgas (000002)	2	

When ordering, always specify Part Number, Description, and Serial Number of Aircraft

**PIPER AIRCRAFT  
PA-34-220T  
AIRPLANE PARTS CATALOG**

---

THIS PAGE INTENTIONALLY LEFT BLANK

**PIPER AIRCRAFT  
PA-34-220T  
AIRPLANE PARTS CATALOG**

---

THIS PAGE INTENTIONALLY LEFT BLANK

PIPER AIRCRAFT  
PA-34-220T  
AIRPLANE PARTS CATALOG

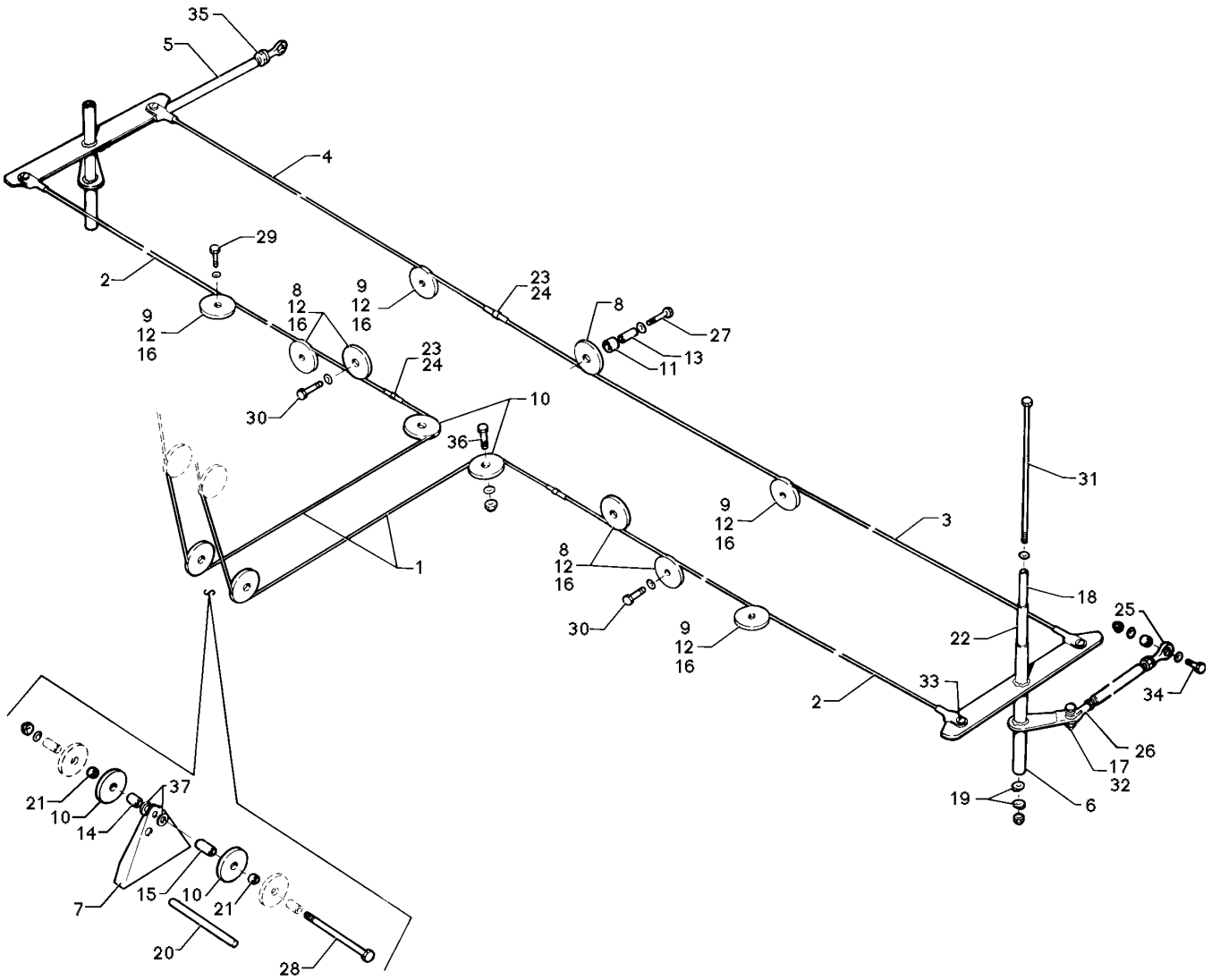


Figure 62. Aileron Control Installation

Reissued: November 29, 1993

**PIPER AIRCRAFT  
PA-34-220T  
AIRPLANE PARTS CATALOG**

---

CODE EXPLANATIONS FOR FIGURE 62

- A - Reference Piper Service Bulletin #1048, - latest revision.
- B - Reference Piper Service Letter #1069, - latest revision.

**PIPER AIRCRAFT  
PA-34-220T  
AIRPLANE PARTS CATALOG**

Figure and Index Number	Part Number	Code	Nomenclature	No. Req.	Serial Numbers Affected
62-	37300		DRAWING - Control System Installation		
-1	62701-228	A,B	CABLE ASSEMBLY - Aileron, forward	2	
-2	62701-127	A,B	CABLE ASSEMBLY - Aileron, wing	2	
-3	62701-125	A,B	CABLE ASSEMBLY - Aileron, balance, left	1	
-4	62701-126	A,B	CABLE ASSEMBLY - Aileron, balance, right	1	
-5	37293-00		ROD - Aileron	2	
-6	37290-00		BELLCRANK ASSEMBLY - Aileron, left	1	
	37290-01		BELLCRANK ASSEMBLY - Aileron, right	1	
-7	96185-00		BRACKET - Shaft support	1	
-8	62711-02		PULLEY	5	
-9	62711-05		PULLEY	4	
-10	41001-10		PULLEY	4	
-11	62713-03		BEARING - Pulley, outer	1	
-12	62713-04		BEARING - Pulley, outer	8	
-13	62712-03		BEARING - Pulley, inner	1	
-14	95061-59		BUSHING	1	
-15	95061-71		BUSHING	1	
-16	65003-47		BUSHING - Inner	8	
-17	63900-119		BUSHING	2	
-18	95061-54		BUSHING	2	
-19	95675-00		WASHER - Aileron bellcrank	4	
-20	62710-02		PIN - Cable guard	1	
-21	62743-02		SPACER - Bushing	2	
-22	63882-41		SLEEVE	2	
-23	489 910		TURNBUCKLE - (MS21251-B5S)	3	
-24	554 979		CLIP - (MS21256-1 )	6	
-25	452 335		BEARING - Rod end (PS10020-2-1RX)	2	
-26	554 687		CLEVIS - (MS35812-2)	2	
-27	400 008		BOLT - (AN4-13A)	1	
	690 628		WASHER - (NAS1149F0563P)	2	
	690 611		WASHER - (NAS1149F0463P)	1	
	404 530		NUT - (MS21042-4)	1	
-28	401 385		BOLT - (AN5-64A)	1	
	690 628		WASHER - (NAS1149F0563P)	4	
	404 531		NUT - (MS21042-5)	1	
-29	401 316		BOLT - (AN4-H15A)	2	
	690 611		WASHER - (NAS1149F0463P)	2	
-30	401 315		BOLT - (AN4-15A)	6	
	690 611		WASHER - (NAS1149F0463P)	6	
-31	400 496		BOLT - (AN3-73A)	2	
	690 612		WASHER - (NAS1149F0363P)	2	
	404 526		NUT - (MS21042-3)	2	
-32	400 055		BOLT - (AN3-10)	2	
	690 612		WASHER - (NAS1149F0363P)	2	
	404 100		NUT - (AN310-3)	2	
	424 051		COTTER PIN - (MS24665-132)	2	
-33	400 674		BOLT - (AN23-12)	4	
	63900-31		BUSHING	4	
	690 612		WASHER - (NAS1149F0363P)	8	
	404 392		NUT - (AN320-3)	4	
	424 051		COTTER PIN - (MS24665-132)	4	
-34	401 270		BOLT - (AN3-11A)	2	
	690 609		WASHER - (NAS1149F0332P)	4	
	404 526		NUT - (MS21042-3)	2	
-35	404 322		NUT - (AN316-4R)	4	

When ordering, always specify Part Number, Description, and Serial Number of Aircraft

Revised: March 10, 2009

**PIPER AIRCRAFT  
PA-34-220T  
AIRPLANE PARTS CATALOG**

---

<b>Figure and Index Number</b>	<b>Part Number</b>	<b>Code</b>	<b>Nomenclature</b>	<b>No. Req.</b>	<b>Serial Numbers Affected</b>
62-36	401 188		BOLT - (AN5-10A)	2	
	690 619		WASHER - (NAS1149F0532P)	6	
	404 531		NUT - (MS21042-5)	2	
-37	690 628		WASHER - (NAS1149F0563P)	2	

---

When ordering, always specify Part Number, Description, and Serial Number of Aircraft

Revised: March 10, 2009



PIPER AIRCRAFT  
PA-34-220T  
AIRPLANE PARTS CATALOG

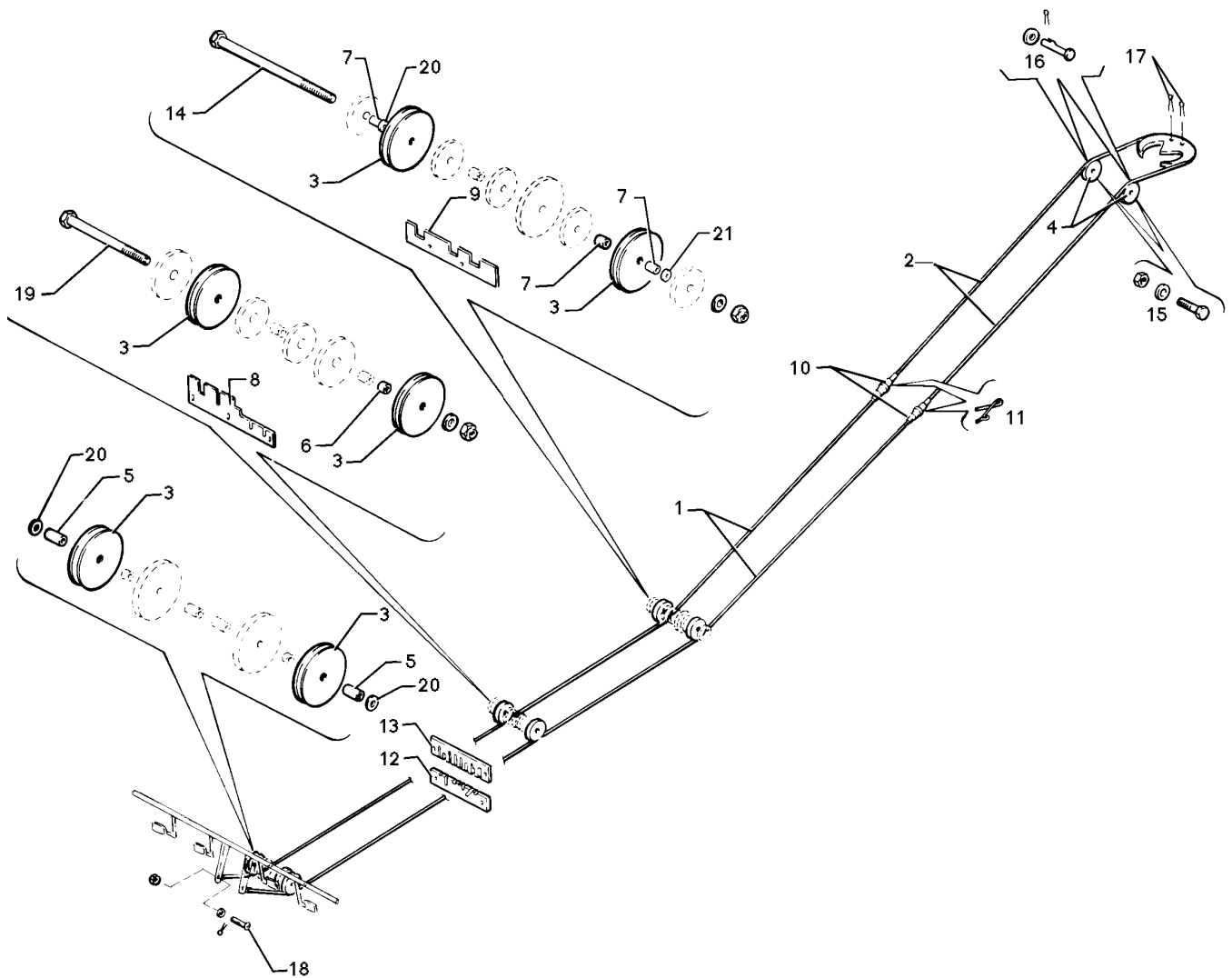


Figure 63. Rudder Control Installation

Reissued: November 29, 1993

**PIPER AIRCRAFT  
PA-34-220T  
AIRPLANE PARTS CATALOG**

---

CODE EXPLANATIONS FOR FIGURE 63

- A - Reference Piper Service Bulletin #1048, - latest revision.
- B - Reference Piper Service Letter #1069, - latest revision.

**PIPER AIRCRAFT  
PA-34-220T  
AIRPLANE PARTS CATALOG**

Figure and Index Number	Part Number	Code	Nomenclature	No. Req.	Serial Numbers Affected
63-	37300		DRAWING - Control System Installation		
-1	62701-81	A,B	CABLE ASSEMBLY - Rudder control, forward	2	
-2	62701-72	A,B	CABLE ASSEMBLY - Rudder control, aft	1	
-3	41001-10		PULLEY - Rudder control	6	
-4	41001-03		PULLEY - Rudder control	2	
-5	86700-09		SPACER - Rudder control	2	
-6	62743-02		SPACER - Rudder control	1	
-7	95061-44		BUSHING - Rudder control	2	
-8	95942-02		FAIRLEAD - Pulley guard	1	
-9	96265-00		FAIRLEAD - Pulley guard	1	
-10	489 910		TURNBUCKLE - Rudder cable (MS21251B5S)	2	
-11	554 979		CLIP - Rudder cable (MS21256-1)	4	
-12	95561-00		FAIRLEAD - Spar box	1	
-13	95562-00		FAIRLEAD - Spar box	1	
-14	401 387		BOLT - (AN5-70A)	1	
	690 628		WASHER - (NAS1149F0563P)	1	
	404 531		NUT - (MS21042-5)	1	
-15	400 004		BOLT - (AN4-7A)	2	
	690 613		WASHER - (NAS1149F0432P)	2	
	404 530		NUT - (MS21042-4)	2	
-16	424 182		PIN - (MS20392-2C27)	2	
	690 609		WASHER - (NAS1149F0332P)	2	
	424 032		COTTER PIN - (MS24665-170)	2	
-17	424 059		COTTER PIN - (MS24665-283)	2	
-18	400 672		BOLT - (AN23-10)	2	
	690 612		WASHER - (NAS1149F0363P)	2	
	404 392		NUT - (AN320-3)	2	
	424 051		COTTER PIN (MS24665-132)	2	
-19	401 374		BOLT - (AN5-52A)	1	
	690 628		WASHER - (NAS1149F0563P)	1	
	404 531		NUT - (MS21042-5)	1	
-20	690 628		WASHER - (NAS1149F0563P)	3	
-21	690 619		WASHER - (NAS1149F0532P)	1	

When ordering, always specify Part Number, Description, and Serial Number of Aircraft

Revised: March 10, 2009

PIPER AIRCRAFT  
PA-34-220T  
AIRPLANE PARTS CATALOG

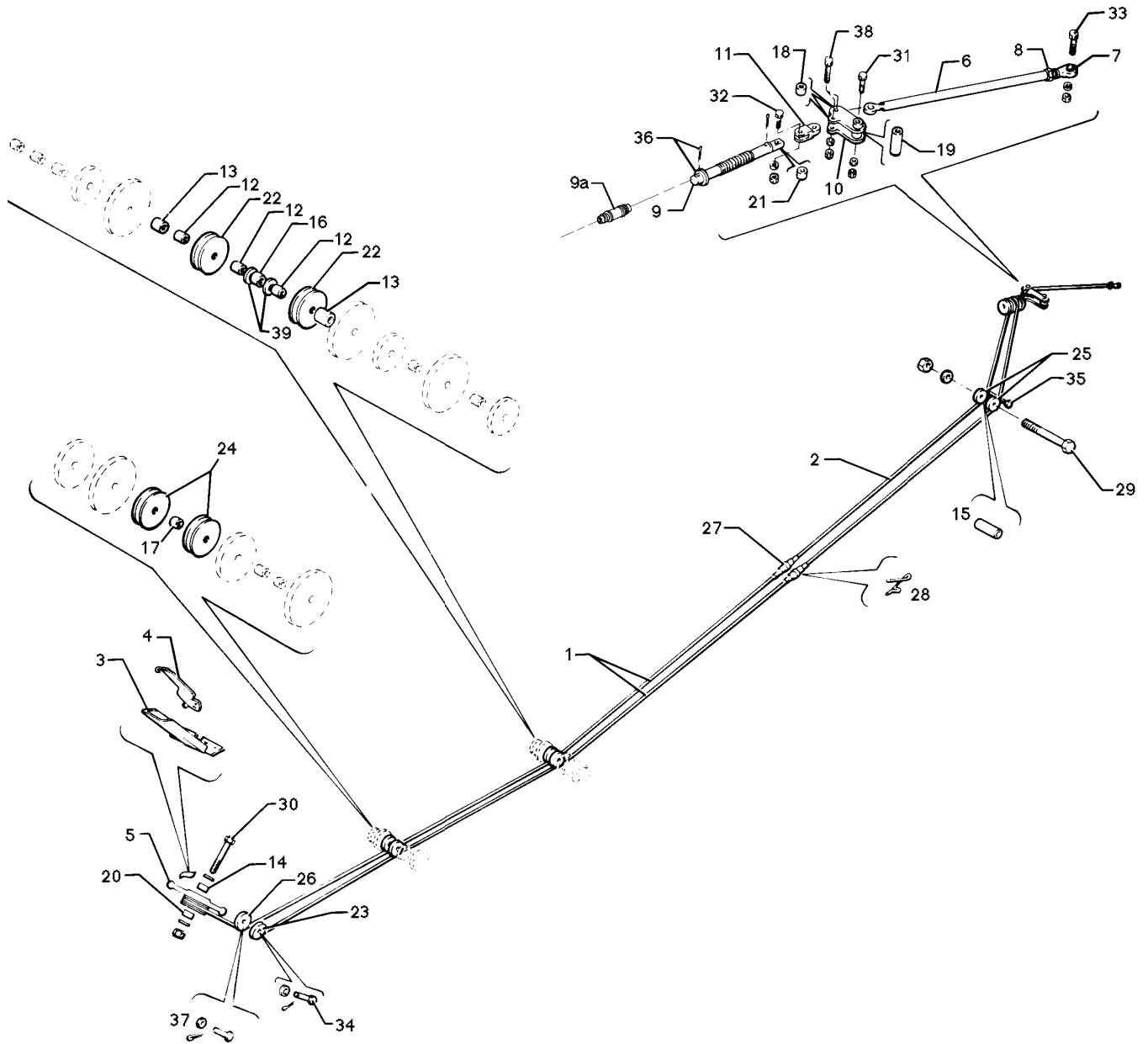


Figure 64. Rudder Trim Installation

**PIPER AIRCRAFT  
PA-34-220T  
AIRPLANE PARTS CATALOG**

---

CODE EXPLANATIONS FOR FIGURE 64

- A - Reference Piper Service Bulletin #1048, - latest revision.
- B - Reference Piper Service Letter #1069, - latest revision.

# PIPER AIRCRAFT PA-34-220T AIRPLANE PARTS CATALOG

Figure and Index Number	Part Number	Code	Nomenclature	No. Req.	Serial Numbers Affected
64-	37300		DRAWING - Control System Installation		
-1	62701-69	A,B	CABLE ASSEMBLY - Rudder trim control, forward	2	
-2	62701-70	A,B	CABLE ASSEMBLY - Rudder trim control, aft	1	
-3	95556-00		BRACKET ASSEMBLY - Rudder trim	1	
-4	78001-00		* INDICATOR ASSEMBLY - Rudder trim	1	
-5	96008-00		WHEEL ASSEMBLY - Rudder trim	1	
-6	95573-03		ROD ASSEMBLY - Rudder trim	1	
-7	452 334		* BEARING - Rod end (PS10020-1-6RX)	1	
-8	404 321		* NUT - (AN316-C4R)	1	
-9	37424-00		SHAFT ASSEMBLY - Trim adjustment	1	
-9a	96596-02		BARREL - Rudder trim	1	
-10	37422-00		ARM ASSEMBLY - Travel control	1	
-11	37423-00		LINK ASSEMBLY - Trim travel	1	
-12	62714-04		BEARING - Pulley, inner	2	
-13	62715-02		BEARING - Pulley, outer	2	
-14	63900-157		BEARING - Rudder trim wheel	2	
-15	95061-40		BUSHING - Spacer	1	
-16	95061-44		BUSHING - Spacer	1	
-17	63900-121		BUSHING - Spacer	1	
-18	95061-114		BUSHING	2	
-19	95061-112		BUSHING	1	
-20	63900-61		BUSHING	1	
-21	95061-113		BUSHING	1	
-22	62711-03		PULLEY - Rudder trim	2	
-23	481 640		PULLEY - Rudder trim (MS24566-1B)	1	
-24	481 651		PULLEY - Rudder trim (MS20220-1)	2	
-25	481 626		PULLEY - Rudder trim (MS20219-2)	2	
-26	96925-00		PULLEY - Rudder trim	1	
-27	489 873		TURNBUCKLE - (MS21251-B2S)	2	
-28	554 979		CLIP - (MS21256-1)	4	
-29	400 019		BOLT - (AN4-26A)	1	
	690 611		WASHER - (NAS1149F0463P)	1	
	404 530		NUT - (MS21042-4)	1	
-30	400 451		BOLT - (AN3-20A)	1	
	690 612		WASHER - (NAS1149F0363P)	1	
	690 620		WASHER - (NAS1149F0632P)	1	
	690 609		WASHER - (NAS1149F0332P)	1	
	404 526		NUT - (MS21042-3)	1	
-31	400 451		BOLT - (AN3-20A)	1	
	690 612		WASHER - (NAS1149F0363P)	1	
	690 611		WASHER - (NAS1149F0463P)	1	
	404 526		NUT - (MS21042-3)	1	
-32	401 269		BOLT - (AN3-10A)	1	
	690 612		WASHER - (NAS1149F0363P)	3	
	404 526		NUT - (MS21042-3)	1	
-33	691 348		BOLT - (NAS6603-8)	1	
	690 609		WASHER - (NAS1149F0332P)	1	
	404 526		NUT - (MS21042-3)	1	
-34	424 178		PIN - (MS20392-2C19)	1	
	690 612		WASHER - (NAS1149F0363P)	2	
	690 609		WASHER - (NAS1149F0332P)	1	
	424 051		COTTER PIN - (MS24665-132)	1	
-35	524 183		PIN - (MS20392-2C81)	1	
	690 609		WASHER - (NAS1149F0332P)	1	
	424 095		COTTER PIN - (MS24665-151)	1	

When ordering, always specify Part Number, Description, and Serial Number of Aircraft

**PIPER AIRCRAFT  
PA-34-220T  
AIRPLANE PARTS CATALOG**

<b>Figure and Index Number</b>	<b>Part Number</b>	<b>Code</b>	<b>Nomenclature</b>	<b>No. Req.</b>	<b>Serial Numbers Affected</b>
64-36	690 631		WASHER - (NAS1149F0863P)	AR	
	690 627		WASHER - (NAS1149F0832P)	AR	
-37	424 123		COTTER PIN - (MS24665-368)	2	
	424 176		PIN - (MS20392-2C15)	1	
	690 609		WASHER - (NAS1149F0332P)	1	
-38	424 051		COTTER PIN - (MS24665-132)	1	
	401 269		BOLT - (AN3-10A)	2	
	690 612		WASHER - (NAS1149F0363P)	4	
-39	404 526		NUT - (MS21042-3)	2	
	690 628		WASHER - (NAS1149F0563P)	2	
	690 619		WASHER - (NAS1149F0532P)	2	

When ordering, always specify Part Number, Description, and Serial Number of Aircraft

Revised: March 10, 2009

**PIPER AIRCRAFT  
PA-34-220T  
AIRPLANE PARTS CATALOG**

---

THIS PAGE INTENTIONALLY LEFT BLANK



**PIPER AIRCRAFT  
PA-34-220T  
AIRPLANE PARTS CATALOG**

---

THIS PAGE INTENTIONALLY LEFT BLANK

PIPER AIRCRAFT  
PA-34-220T  
AIRPLANE PARTS CATALOG

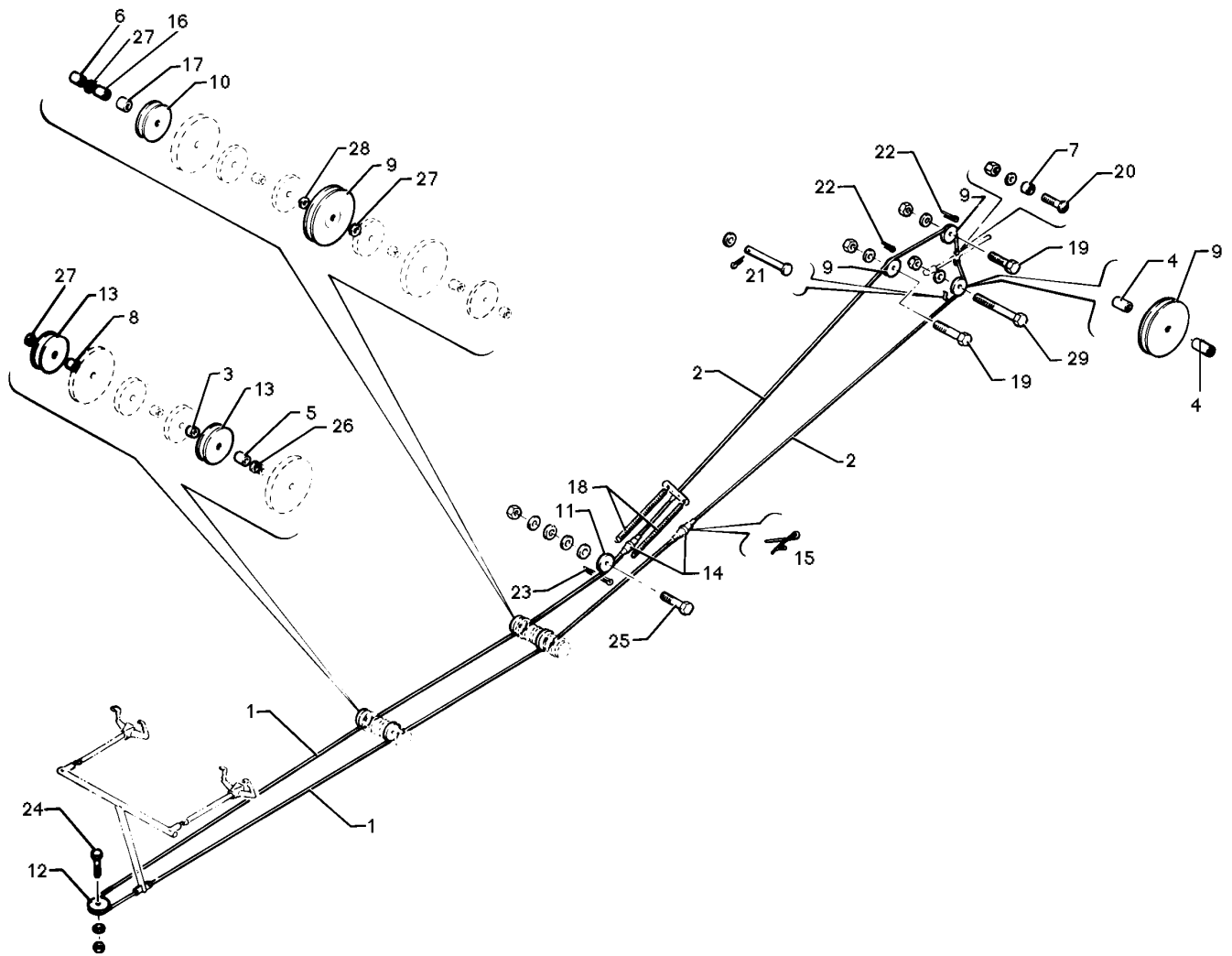


Figure 65. Stabilator Control Installation

Reissued: November 29, 1993

**PIPER AIRCRAFT  
PA-34-220T  
AIRPLANE PARTS CATALOG**

---

CODE EXPLANATIONS FOR FIGURE 65

- A - Reference Piper Service Bulletin #1048, - latest revision.
- B - Reference Piper Service Letter #1069, - latest revision.

**PIPER AIRCRAFT  
PA-34-220T  
AIRPLANE PARTS CATALOG**

Figure and Index Number	Part Number	Code	Nomenclature	No. Req.	Serial Numbers Affected
65-	37300		DRAWING - Control System Installation		
-1	62701-78	A,B	CABLE ASSEMBLY - Stabilator control, forward, left	1	
	62701-37	A,B	CABLE ASSEMBLY - Stabilator control, forward, right	1	
-2	62701-129	A,B	CABLE ASSEMBLY - Stabilator control, aft, upper	1	
	62701-80	A,B	CABLE ASSEMBLY - Stabilator control, aft, lower	1	
-3	95061-124		BUSHING	1	
-4	95061-39		BUSHING - Spacer	2	
-5	80012-105		BUSHING - Spacer	1	
-6	95061-45		BUSHING - Spacer	1	
-7	63900-31		BUSHING - Spacer	2	
-8	63900-36		BUSHING - Spacer	1	
-9	41001-10		PULLEY - Stabilator control	4	
-10	62711-03		PULLEY - Stabilator control	1	
-11	481 651		PULLEY - Stabilator control (MS20220-1)	1	
-12	481 652		PULLEY - Stabilator control (MS20220-2)	1	
-13	41001-11		PULLEY - Stabilator control	2	
-14	489 910		TURNBUCKLE - (MS21251-B5S)	2	
-15	554 979		CLIP - (MS21256-1)	4	
-16	62714-04		BEARING - Pulley, inner	1	
-17	62715-02		BEARING - Pulley, outer	1	
-18	37523-00		SPRING - Expansion	2	
-19	401 188		BOLT - (AN5-10A)	2	
	690 628		WASHER - (NAS1149F0563P)	2	
	404 531		NUT - (MS21042-5)	2	
-20	400 674		BOLT - (AN23-12)	2	
	690 612		WASHER - (NAS1149F0363P)	2	
	404 392		NUT - (AN320-3)	2	
	424 052		COTTER PIN - (MS24665-134)	2	
-21	424 231		PIN - (MS20392-3C81)	1	
	690 613		WASHER - (NAS1149F0432P)	1	
	424 051		COTTER PIN - (MS24665-132)	1	
-22	424 053		COTTER PIN - (MS24665-136)	2	
-23	424 061		COTTER PIN - (MS24665-287)	1	
-24	401 353		BOLT - (AN5-12A)	1	
	690 628		WASHER - (NAS1149F0563P)	1	
	404 531		NUT - (MS21042-5)	1	
-25	401 354		BOLT - (AN5-13A)	1	
	690 628		WASHER - (NAS1149F0563P)	4	
	404 531		NUT - (MS21042-5)	1	
-26	690 628		WASHER - (NAS1149F0563P)	1	
-27	690 619		WASHER - (NAS1149F0532P)	4	
-28	690 628		WASHER - (NAS1149F0563P)	2	
	690 619		WASHER - (NAS1149F0532P)	1	
-29	401 365		BOLT - (AN5-26A)	1	
	690 628		WASHER - (NAS1149F0563P)	1	
	404 531		NUT - (MS21042-5)	1	

When ordering, always specify Part Number, Description, and Serial Number of Aircraft

Revised: March 10, 2009

**2B20**

PIPER AIRCRAFT  
PA-34-220T  
AIRPLANE PARTS CATALOG

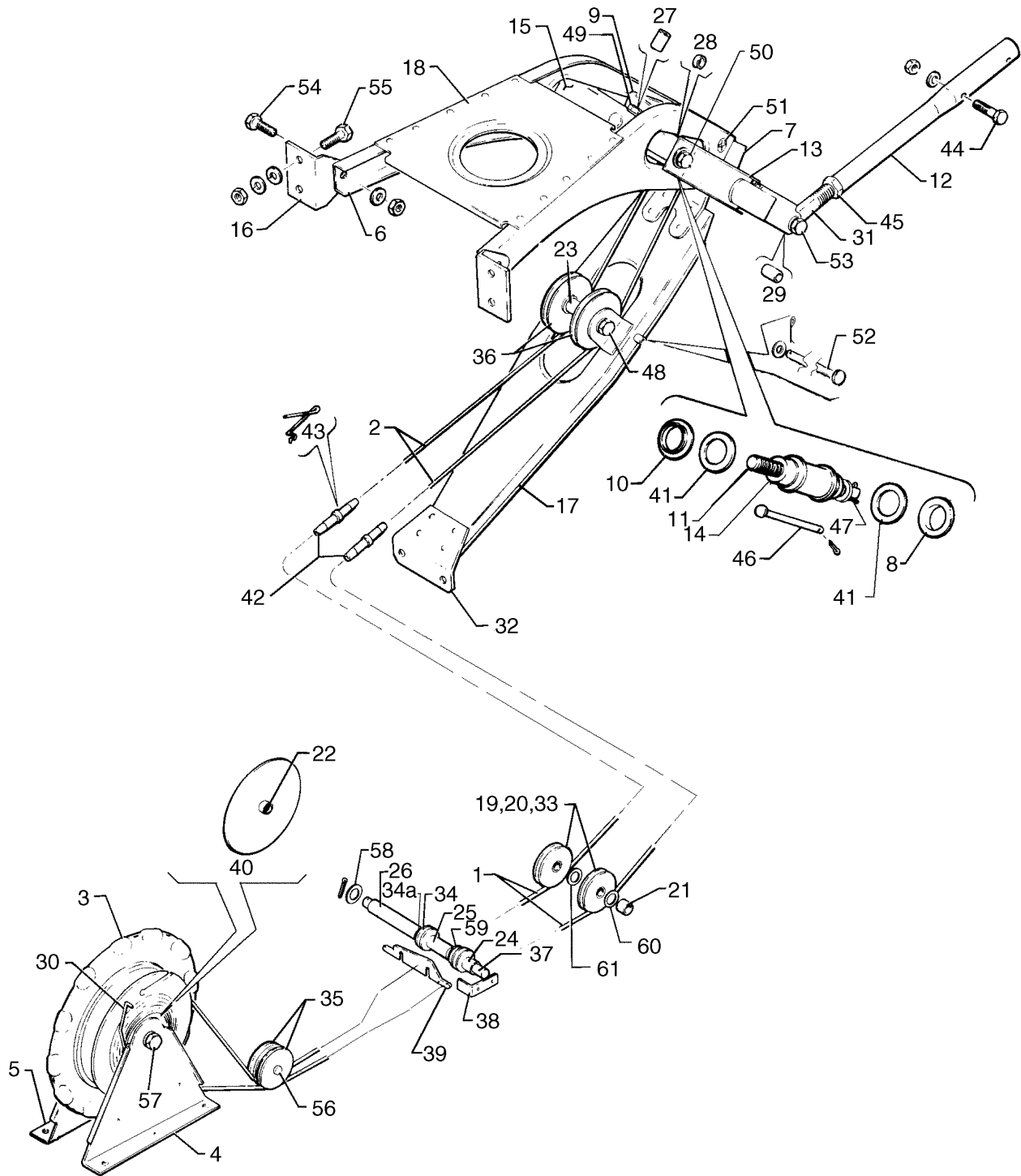


Figure 66. Stabilator Trim Installation

Revised: March 10, 2009

**PIPER AIRCRAFT  
PA-34-220T  
AIRPLANE PARTS CATALOG**

---

CODE EXPLANATIONS FOR FIGURE 66

- A - Reference Piper Service Bulletin #1048, - latest revision.
- B - Reference Piper Service Bulletin #1100, - latest revision.
- C - Reference Piper Service Letter #1069, - latest revision.

# PIPER AIRCRAFT PA-34-220T AIRPLANE PARTS CATALOG

Figure and Index Number	Part Number	Code	Nomenclature	No. Req.	Serial Numbers Affected
66-	37300		DRAWING - Control System Installation		
	95990		DRAWING - Stabilator Trim Installation		
	85200		DRAWING - Interior Installation		
-1	62701-77	A,C	CABLE ASSEMBLY - Stabilator trim, forward	2	
-2	62701-73	A,C	CABLE ASSEMBLY - Stabilator trim, aft	2	
-3	68414-03		WHEEL ASSEMBLY - Stabilator trim	1	
-4	68739-00		BRACKET ASSEMBLY - Stabilator trim	1	
-5	68486-00		BRACKET - Stabilator trim	1	
-6	95991-00		BRACKET - Stabilator trim, left	1	
	95991-01		BRACKET - Stabilator trim, right	1	
-7	95999-00		BRACKET ASSEMBLY - Stabilator trim	1	
-8	452 413		* BEARING - Barrel mount (KZ02902)	1	
-9	96001-00		BRACKET ASSEMBLY - Stabilator trim	1	
-10	452 413		* BEARING - Barrel mount (KZ02902)	1	
	65246-02		SHAFT - Stabilator trim	1	
-12	96574-00		ROD ASSEMBLY - Stabilator trim	1	
-13	96003-00	B	LINK ASSEMBLY - Stabilator trim	1	
-14	96596-02		BARREL - Stabilator trim	1	
-15	96332-00		YOKE ASSEMBLY - Stabilator trim	1	
-16	95996-00		ANGLE - Stabilator trim, left	1	
	95996-01		ANGLE - Stabilator trim, right	1	
-17	95266-00		RIB ASSEMBLY - Stabilator trim	1	
-18	96269-00		COVER - Stabilator trim mount	1	
-19	62715-02		BEARING - Pulley, outer	2	
-20	62714-04		BEARING - Pulley, inner	2	
-21	95061-45		BUSHING - Spacer	1	
-22	63900-61		BUSHING	1	
-23	86102-33		BUSHING	1	
-24	63900-62		BUSHING	1	
-25	86700-13		BUSHING	1	
-26	63882-67		BUSHING	1	
-27	453 878		BUSHING - (NAS76A3-023)	1	
-28	63900-119		BUSHING	2	
-29	453 879		BUSHING - (NAS76A3-019)	1	
-30	68488-02		INDICATOR - Stabilator trim	1	
-31	65254-02		EYE BOLT - Stabilator trim	1	
-32	96002-00		CLIP - Stabilator trim	1	
-33	62711-03		PULLEY - Stabilator trim	2	
-34	62711-04		PULLEY - Stabilator trim	2	
-34a	690 613		WASHER - (NAS1149F0432P)	1	
-35	481 640		PULLEY - (MS24566-1B)	2	
-36	481 626		PULLEY - (MS20219-2)	2	
-37	96482-00		SHAFT - Pulley	1	
-38	99834-00		ANGLE ASSEMBLY - Cable guard	1	
-39	96479-02		GUARD - Cable	1	
-40	62833-37		WASHER	1	
-41	62833-63		WASHER	2	
-42	489 873		TURNBUCKLE - (MS21251-B2S)	2	
-43	554 979		CLIP - (MS21256-1)	4	
-44	401 269		BOLT - (AN3-10A)	2	
	690 657		WASHER - (NAS1149D0363H)	2	
	404 526		NUT - (MS21042-3)	2	
-45	404 325		NUT - (AN316-7R)	1	
-46	524 185		PIN - (MS20392-2C85)	2	
	424 051		COTTER PIN - (MS24665-132)	2	

When ordering, always specify Part Number, Description, and Serial Number of Aircraft

Revised: March 10, 2009

# PIPER AIRCRAFT PA-34-220T AIRPLANE PARTS CATALOG

Figure and Index Number	Part Number	Code	Nomenclature	No. Req.	Serial Numbers Affected
66-47	690 630		WASHER - (NAS1149F0763P)	1	
	424 123		COTTER PIN - (MS24665-368)	1	
-48	400 014		BOLT - (AN4-21A)	1	
	690 611		WASHER - (NAS1149F0463P)	2	
	404 530		NUT - (MS21042-4)	1	
-49	402 889		BOLT - (NAS464P3-14)	1	
	690 612		WASHER - (NAS1149F0363P)	2	
	690 609		WASHER - (NAS1149F0332P)	1	
	407 800		WASHER - (AN970-3)	2	
	404 392		NUT - (AN320-3)	1	
	424 051		COTTER PIN - (MS24665-132)	1	
-50	402 890		BOLT - (NAS464P3A5)	2	
	690 609		WASHER - (NAS1149F0332P)	4	
-51	410 039		SCREW - (MS24694-S51)	4	
	603 358		NUT PLATE - (MS21073L3)	4	
-52	424 192		PIN - (MS20392-2C93)	1	
	690 609		WASHER - (AN960-10L)	1	
	424 051		COTTER PIN - (MS24665-132)	1	
-53	402 891		BOLT - (NAS464P3-10)	1	
	690 612		WASHER - (NAS1149F0363P)	1	
	690 609		WASHER - (NAS1149F0332P)	2	
	404 392		NUT - (AN320-3)	1	
	424 051		COTTER PIN - (MS24665-132)	1	
	681 121		COTTER PIN - (MS20392-2C95)	1	3448005 & up
-54	401 266		BOLT - (AN3-5A)	2	
	690 612		WASHER - (NAS1149F0363P)	2	
	690 609		WASHER - (NAS1149F0332P)	2	
	404 526		NUT - (MS21042-3)	2	
-55	401 266		BOLT - (AN3-5A)	4	
	690 612		WASHER - (NAS1149F0363P)	4	
	404 526		NUT - (MS21042-3)	4	
-56	424 180		PIN - (MS20392-2C23)	1	
	690 609		WASHER - (NAS1149F0332P)	1	
	424 051		COTTER PIN - (MS24665-132)	1	
-57	400 450		BOLT - (AN3-17A)	1	
	690 609		WASHER - (NAS1149F0332P)	1	
	690 612		WASHER - (NAS1149F0363P)	1	
	404 526		NUT - (MS21042-3)	1	
-58	690 611		WASHER - (NAS1149F0463P)	AR	
	424 052		COTTER PIN - (MS24665-134)	2	
-59	690 611		WASHER - (NAS1149F0463P)	1	
-60	690 628		WASHER - (NAS1149F0563P)	1	
	690 619		WASHER - (NAS1149F0532P)	1	
-61	690 619		WASHER - (NAS1149F0532P)	1	

When ordering, always specify Part Number, Description, and Serial Number of Aircraft



**PIPER AIRCRAFT  
PA-34-220T  
AIRPLANE PARTS CATALOG**

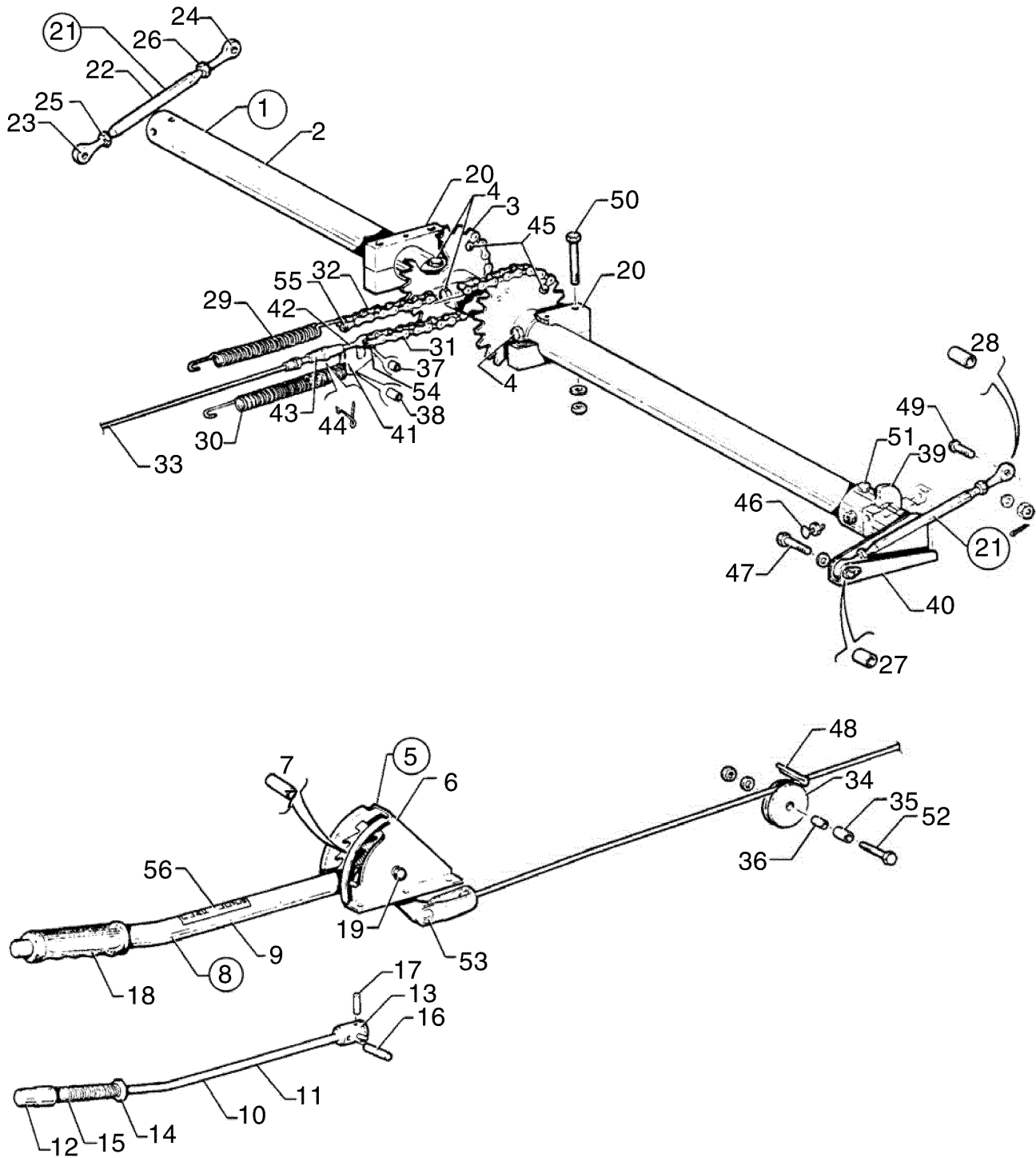


Figure 67. Flap Control Installation  
(s/n 34-8133001 thru 34-8433086)

Revised: March 10, 2009

**PIPER AIRCRAFT  
PA-34-220T  
AIRPLANE PARTS CATALOG**

---

CODE EXPLANATIONS FOR FIGURE 67

A - See latest revision of Piper Service Bulletin 965.

# PIPER AIRCRAFT PA-34-220T AIRPLANE PARTS CATALOG

Figure and Index Number	Part Number	Code	Nomenclature	No. Req.	Serial Numbers Affected
67 -	37300		DRAWING - Control System Installation		
-1	68451-02		FLAP TORQUE TUBE ASSEMBLY - Complete	1	
-2	68452-03		* TORQUE TUBE - Flap	1	
-3	62789-00		* SPROCKET ASSEMBLY - Flap torque tube	2	
-4	400 011		* BOLT - (AN4-16A)	4	
	690 613		* WASHER - (NAS1149F0432P)	4	
	404 530		* NUT - (MS21042-4)	4	
-5	62706-03		LEVER ASSEMBLY - Flap control	1	
-6	95504-00		* BRACKET - Flap lever	1	
-7	62740-00		* BUSHING - Flap lever	1	
-8	63782-04		* HANDLE ASSEMBLY - Flap lever	1	
-9	63781-00		** TUBE ASSEMBLY - Flap lever	1	
-10	63391-03		** PLUNGER ASSEMBLY - Flap lever	1	
-11	63391-02		*** TUBE - Plunger	1	
-12	62733-00		*** PLUG - Plunger, upper	1	
-13	62734-02		*** PLUG - Plunger, lower	1	
-14	62736-00		*** WASHER	1	
-15	50111-00		*** SPRING	1	
-16	480 696		*** PIN - Roll (59-022-094-0625)	2	
-17	63782-03		** ROD - (.250 x 1.50)	1	
-18	63779-00		** GRIP - Flap lever	1	
-19	401 274		* BOLT - (AN3-15A)	1	
	690 612		* WASHER - (NAS1149F0363P)	2	
	404 526		* NUT - (MS21042-3)	1	
-20	62745-00		PILLOW BLOCK ASSEMBLY - Torque shaft support	2	
-21	62764-00		ROD ASSEMBLY - Flap tube	2	
-22	62764-02		* TUBE - Flap	1	
-23	452 335		* BEARING	1	
-24	452 336		* BEARING	1	
-25	404 322		* NUT - (AN316-4R)	1	
-26	404 320		* NUT - (AN316-4L)	1	
-27	63900-38		BUSHING - Flap rod end	2	
-28	63900-39		BUSHING - Flap rod end	2	
-29	62820-00		SPRING - Flap return	1	
-30	62821-00		SPRING - Flap cable tension	1	
-31	62858-03		CHAIN - length 8.5"	1	
-32	62858-04		CHAIN - length 6.0"	1	
-33	62701-71		CABLE ASSEMBLY - Flap	1	
-34	62711-02		PULLEY - Flap	1	
-35	62713-02		BUSHING - Outer	1	
-36	62712-02		BUSHING - Inner	1	
-37	82732-76		BUSHING	1	
-38	95061-76		BUSHING	1	
-39	62856-00		FITTING ASSEMBLY - Left	1	
	62856-01		FITTING ASSEMBLY - Right	1	
-40	62727-00		TUBE ASSEMBLY - Flap torque tube, left	1	
	62727-01		TUBE ASSEMBLY - Flap torque tube, right	1	
-41	96681-00		CLIP - Flap cable tension spring, left	1	
	96681-01		CLIP - Flap cable tension spring, right	1	
-42	62840-03		EYE - Turnbuckle	1	
-43	489 910		TURNBUCKLE - (MS21251-B5S)	1	
-44	554 979		CLIP - (MS21256-1)	2	
-45	400 653		BOLT - Clevis (AN21-9)	2	
	690 640		WASHER - (NAS1149FN632P)	8	
	404 391		NUT - (AN320-1)	2	
	424 041		COTTER PIN - (MS24665-5)	2	

When ordering, always specify Part Number, Description, and Serial Number of Aircraft

Revised: March 10, 2009

**PIPER AIRCRAFT  
PA-34-220T  
AIRPLANE PARTS CATALOG**

Figure and Index Number	Part Number	Code	Nomenclature	No. Req.	Serial Numbers Affected
67-46	411 538		SCREW - (MS35207-269)	2	
	404 224		NUT - (AN315-3R)	2	
-47	400 443		BOLT - (AN3-12A)	2	
	690 612		WASHER - (NAS1149F0363P)	2	
-48	424 052		COTTER PIN - (MS24665-134)	1	
-49	400 680		BOLT - (AN23-18)	2	
	690 612		WASHER - (NAS1149F0363P)	2	
	404 100		NUT - Castle(AN310-3)	2	
	424 051		COTTER PIN - (MS24665-132)	2	
-50	400 448		BOLT - (AN3-22A)	4	
	690 612		WASHER - (NAS1149F0363P)	4	
	404 526		NUT - (MS21042-3)	4	
-51	401 318		BOLT - (AN4-20A)	4	
	690 611		WASHER - (NAS1149F0463P)	4	
	404 530		NUT - (MS21042-4)	4	
-52	400 004		BOLT - (AN4-7A)	1	
	690 613		WASHER - (NAS1149F0432P)	1	
	404 530		NUT - (MS21042-4)	1	
-53	400 673	A	BOLT - Clevis (AN23-11)	1	
	63900-174	A	BUSHING	1	
	690 612	A	WASHER - (NAS1149F0363P)	1	
	404 392	A	NUT - (AN320-3)	1	
	424 051	A	COTTER PIN - (MS24665-132)	1	
-54	400 656		BOLT - (AN21-11)	1	
	690 640		WASHER - (NAS1149FN632P)	3	
	404 391		NUT - (AN320-1)	1	
	424 041		COTTER PIN - (MS24665-5)	1	
-55	400 652		BOLT - Clevis (AN21-8)	1	
	690 640		WASHER - (NAS1149FN632P)	1	
	404 391		NUT - (AN320-1)	1	
	424 041		COTTER PIN - (MS24665-5)	1	
-56	35669-27		PLACARD - Flap lever	1	

When ordering, always specify Part Number, Description, and Serial Number of Aircraft

PIPER AIRCRAFT  
PA-34-220T  
AIRPLANE PARTS CATALOG

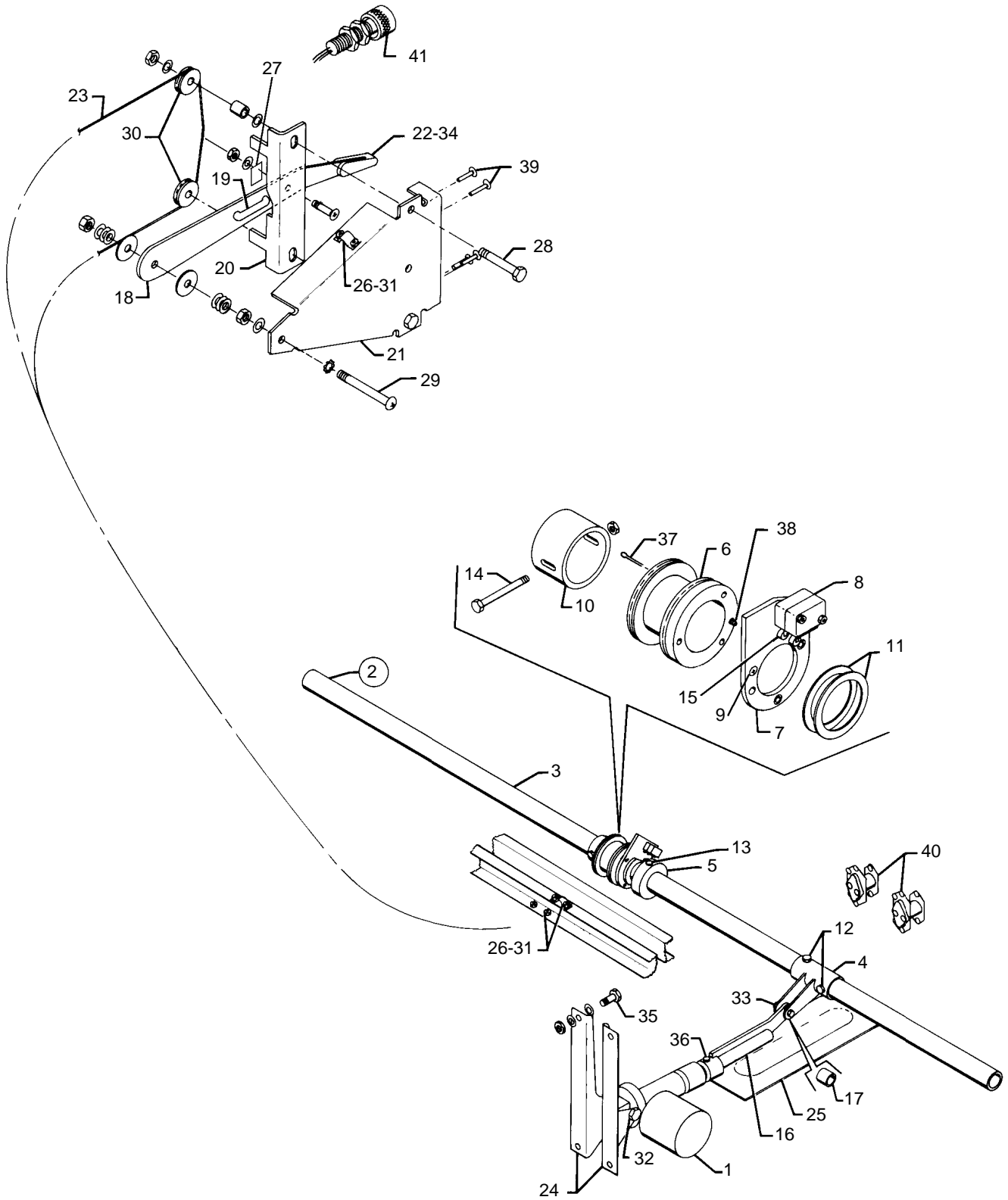


Figure 67A. Flap Control Installation  
(s/n 34-8533001 and up, 3448001 and up)

Reissued: November 29, 1993

**PIPER AIRCRAFT  
PA-34-220T  
AIRPLANE PARTS CATALOG**

---

CODE EXPLANATIONS FOR FIGURE 67A

A - Used on 28 volt system.

B - Not used on 28 volt system. The flap indicator light on the 28 volt system is located on the annunciator panel.

# PIPER AIRCRAFT PA-34-220T AIRPLANE PARTS CATALOG

Figure and Index Number	Part Number	Code	Nomenclature	No. Req.	Serial Numbers Affected
67A-	87766		DRAWING - Electric Flaps Installation		
-1	552 605		ACTUATOR - Flap (PS50052-2-4)	1	
	552 615	A	ACTUATOR - Flap (PS50052-2-6)	1	
-2	68451-03		TUBE ASSEMBLY - Flap torque, complete	1	
-3	68452-04		* TORQUE TUBE - Flap	1	
-4	87765-03		* BELLCRANK ASSEMBLY - Flap torque tube	1	
-5	87765-32		* CAM - Flap torque tube	1	
-6	87765-12		* PULLEY - Flap torque tube	1	
-7	87765-34		* LEVER - Switch, flap torque tube	1	
-8	487 925		* SWITCH - Flap torque tube (V3-1)	2	
-9	414 748		* SCREW - Pulley attachment (MS24693-S28)	3	
-10	87765-35		* RETAINER - Flap torque tube	1	
-11	87765-40		* WASHER	2	
-12	400 012		* BOLT - Bellcrank attachment (AN4-17A)	2	
	690 613		* WASHER - (NAS1149F0432P)	AR	
	404 530		* NUT - (MS21042-4)	2	
-13	486 304		* SCREW - Set (MS51966-112)	2	
	408 044		* WASHER - (MS35333-39)	2	
-14	400 446		* BOLT - Retainer attachment (AN3-16A)	1	
	404 892		* NUT - (MS20365-1032A)	1	
-15	451 841		* ACTUATOR - Switch (JV-5)	2	
-16	87765-02		ROD ASSEMBLY - Flap actuator	1	
-17	452 744		* BEARING - Actuator rod end (MS27641-4)	1	
-18	87765-26		LEVER - Flap selector	1	
-19	87765-25		BAR - Detent, flap lever	1	
-20	87765-16		BRACKET - Detent, flap selector	1	
	87765-45		BRACKET - Detent, flap selector	1	34-8633001 and up
-21	87765-18		BRACKET ASSEMBLY - Flap selector	1	
-22	85096-02		KNOB - Flap selector lever	1	
-23	87765-41		CABLE - Flap selector	1	
-24	87765-05		BRACKET - Actuator mounting, left	1	
	87765-06		BRACKET - Actuator mounting, right	1	
-25	87765-13		COVER - Flap actuator	1	
-26	66853-00		CLAMP - Cable	4	
-27	106735-04		CLAMP	1	
	401 266		BOLT - (AN3-5A)	1	
	690 609		WASHER - (NAS1149F0332P)	1	
	404 526		NUT - (MS21042-3)	1	
-28	400 444		BOLT - (AN3-13A)	2	
	690 609		WASHER - (NAS1149F0332P)	4	
	95061-192		SPACER	2	
	404 526		NUT - (MS21042-3)	2	
-29	411 537		SCREW - Lever assembly retaining (MS35207-268)	1	
	408 100		WASHER - (MS35335-32)	2	
	404 224		NUT - (AN315-3R)	2	
	690 612		WASHER - (NAS1149F0363P)	2	
	690 609		WASHER - (NAS1149F0332P)	1	
	407 800		WASHER - (AN970-3)	2	
	408 813		WASHER - Spring (3502-10-79-0511)	2	
	404 526		NUT - (MS21042-3)	1	
-30	62711-04		PULLEY - Flap selector cable	2	
-31	415 533		SCREW - Clamp attachment (MS35206-243)	4	
	690 618		WASHER - (NAS1149FN816P)	4	
	404 489		NUT - (MS21044N08)	4	

When ordering, always specify Part Number, Description, and Serial Number of Aircraft

Revised: March 10, 2009

**PIPER AIRCRAFT  
PA-34-220T  
AIRPLANE PARTS CATALOG**

Figure and Index Number	Part Number	Code	Nomenclature	No. Req.	Serial Numbers Affected
67A-32	400 012		BOLT - (AN4-17A)	1	
	690 611		WASHER - (NAS1149F0463P)	2	
	63900-172		BUSHING	1	
	690 629		WASHER - (NAS1149F0663P)	3	
	404 888		NUT - (MS20365-428C)	1	
-33	401 310		BOLT - (AN4-10A)	1	
	690 611		WASHER - Inner (NAS1149F0463P)	2	
	690 613		WASHER - (NAS1149F0432P) (under nut)	1	
	690 629		NUT - (NAS1149F0663P)	1	
-34	414 748		SCREW - Knob attachment (MS24693-S28)	2	
-35	400 003		BOLT - Actuator mounting bracket attachment (AN4-6A)	4	
	690 611		WASHER - (NAS1149F0463P)	8	
	404 888		NUT - (MS20365-428C)	4	
-36	486 304		SCREW - Set (MS51966-112)	2	
-37	424 052		COTTER PIN - Cable guard (MS24665-134)	1	
-38	424 053		COTTER PIN - Cable guard (MS24665-136)	1	
-39	414 762		SCREW - Flap selector bracket attachment (MS24693-S51)	4	
-40	584 350		RELAY - Flap actuator (6041H53)	2	
	584 017	A	RELAY - Flap actuator (6041H220)	2	
-41	472 607	B	LIGHT ASSEMBLY - Flap indicator	1	

When ordering, always specify Part Number, Description, and Serial Number of Aircraft



PIPER AIRCRAFT  
PA-34-220T  
AIRPLANE PARTS CATALOG

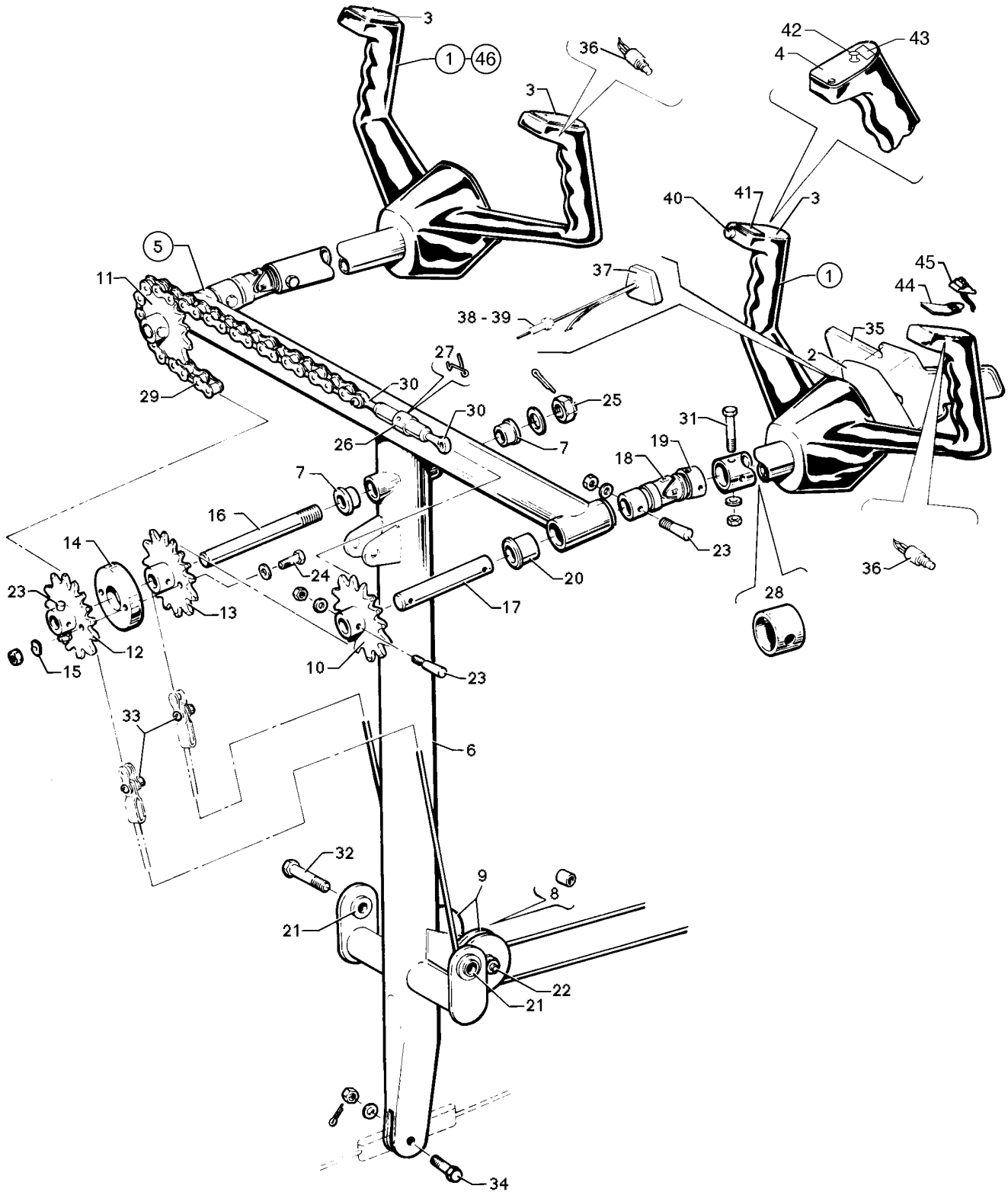


Figure 68. Control Wheel Installation

Reissued: November 29, 1993

**PIPER AIRCRAFT  
PA-34-220T  
AIRPLANE PARTS CATALOG**

---

CODE EXPLANATIONS FOR FIGURE 68

- A - Control wheel assembly does not include switches. Order desired switches separately.
- B - Used if remote transponder identification switch is installed on right grip of control wheel.
- C - Used if Century 41 AutoPilot is installed.
- D - Used if Electric Pitch Trim is installed.
- E - Used on serial numbers 34-8133001 and up, 3433001 and up, and 3448005 thru 3448037.
- F - For Control Wheel Assembly on serial numbers 3448038 and up, see Index Number 46.
- G - Cover Assembly includes Bracket Assembly, Screws, and Leather Cover.

**PIPER AIRCRAFT  
PA-34-220T  
AIRPLANE PARTS CATALOG**

Figure and Index Number	Part Number	Code	Nomenclature	No. Req.	Serial Numbers Affected
68-	37300 37907		DRAWING - Control System Installation DRAWING - Map Clip Installation		
-1	79276-00 79276-017	A,E,F A,B,E,F	WHEEL ASSEMBLY - Control (left grip cored) WHEEL ASSEMBLY - Control (both grips cored)	2 2	
-2	79275-00	E	* MEDALLION - Piper	1	
-3	67491-00	E	* PLATE - Control wheel cover (standard)	2	
-4	67491-03	C	PLATE - Control wheel cover	1	
-5	62019-06		CONTROL COLUMN ASSEMBLY	1	
-6	62703-38		* TEE BAR ASSEMBLY - Control column	1	
-7	452 372		* * BEARING - (KZ03716)	2	
-8	62712-04		* BUSHING - Aileron control pulley, inner	2	
-9	481 651		* PULLEY - Aileron control (MS20220-1)	2	
-10	62839-00		* SPROCKET ASSEMBLY - Aileron control	1	
-11	62845-02		* SPROCKET - Aileron control	1	
-12	63404-00		* SPROCKET - Aileron control	1	
-13	62778-00		* SPROCKET - Aileron control	1	
-14	62782-00		* SPACER - Aileron control sprocket	1	
-15	62784-00		* WASHER - Aileron control sprocket	2	
-16	69077-00		* SHAFT- Aileron control sprocket	1	
-17	62716-07		* SHAFT - Aileron control sprocket	2	
-18	62834-02		* UNIVERSAL JOINT	2	
-19	68557-00		* BUSHING - Control column	2	
-20	452 389		* BUSHING - (KZ03137)	4	
-21	452 388		* BEARING - (F4DD)	2	
-22	401 333 690 611 404 530		* BOLT - (AN4-35A) * WASHER - (NAS1149F0463P) * NUT - (MS21042-4)	1 4 1	
-23	480 730 494 093 404 526		* PIN - (AN386-1-6A) * WASHER - (AN975-3) * NUT - (MS21042-3)	5 5 5	
-24	401 269 690 609 690 612 404 526		* BOLT - (AN3-10A) * WASHER - (NAS1149F0332P) * WASHER - (NAS1149F0363P) * NUT - (MS21042-3)	2 2 2 2	
-25	690 630 404 104 424 060		* WASHER - (NAS1149F0763P) * NUT - (AN310-7) * COTTER PIN - (MS24665-285)	1 1 1	
-26	489 910		TURNBUCKLE - (MS21251-B5S)	1	
-27	554 979		CLIP - (MS21256-1)	2	
-28	67193-05		STOP - Tee bar, left	1	
-29	62858-06		CHAIN - Aileron, control	2	
-30	62840-02 62840-03		EYE BOLT - Turnbuckle, left EYE BOLT - Turnbuckle, right	1 1	
-31	66546-00 690 609 404 526		BOLT - Special WASHER - (NAS1149F0332P) NUT - (MS21042-3)	4 4 4	
-32	401 310 62833-85 62833-86 404 530		BOLT - (AN4-10A) WASHER - Control column attachment, left WASHER - Control column attachment, right NUT - (MS21042-4)	2 2 2 2	
-33	400 653 82732-76 404 391 424 041		BOLT - (AN21-9) BUSHING NUT - (AN320-1) COTTER PIN - (MS24665-5)	2 2 2 2	

When ordering, always specify Part Number, Description, and Serial Number of Aircraft

Revised: March 10, 2009

**PIPER AIRCRAFT  
PA-34-220T  
AIRPLANE PARTS CATALOG**

Figure and Index Number	Part Number	Code	Nomenclature	No. Req.	Serial Numbers Affected
68-34	400 056		BOLT - (AN3-11)	1	
	690 612		WASHER - (NAS1149F0363P)	1	
	404 392		NUT - (AN320-3)	1	
	424 051		COTTER PIN - (MS24665-132)	1	
-35	67984-02		CLIP ASSEMBLY - Map	1	
-36	487 904		SWITCH - Boom mike (39-1)	2	
-37	548 561		CLOCK - Control wheel	1	
-38	465 258		FUSEHOLDER - (155020)	1	
-39	461 629		FUSE - (311005)	1	
-40	487 904		SWITCH - Remote transponder identifier (39-1)	1	
-41	35669-188		PLACARD - Transponder identifier	1	
-42	67463-02	C	SWITCH ASSEMBLY - Century 41 AutoPilot	1	34-8133010 and up
-43	87369-16	C	PLACARD - Pitch sync	1	34-8133010 and up
-44	37729-00	D	BRACKET ASSEMBLY - Switch	1	34-8433050 and up
-45	96994-06	D	SWITCH ASSEMBLY - Pitch trim	1	
-46	85292-06		WHEEL ASSEMBLY - Control, pilot and copilot (no switches)	2	3448038 and up
	89940-06	G	* COVER ASSEMBLY	1	3448038 and up
	85292-05		WHEEL ASSEMBLY - Control, copilot	1	3448038 and up
	84549-04		* SWITCH ASSEMBLY - Mic	1	3448038 and up
	89940-06	G	* COVER ASSEMBLY	1	3448038 and up
	85292-04		WHEEL ASSEMBLY - Control, pilot (with KFC-150)	1	3448038 and up
	84549-04		* SWITCH ASSEMBLY - Mic	1	3448038 and up
	84549-06		* SWITCH ASSEMBLY - A/P disc	1	3448038 and up
	84549-07		* SWITCH ASSEMBLY - Trim and CWS	1	3448038 and up
	89940-06	G	* COVER ASSEMBLY	1	3448038 and up

When ordering, always specify Part Number, Description, and Serial Number of Aircraft

PIPER AIRCRAFT  
PA-34-220T  
AIRPLANE PARTS CATALOG

---

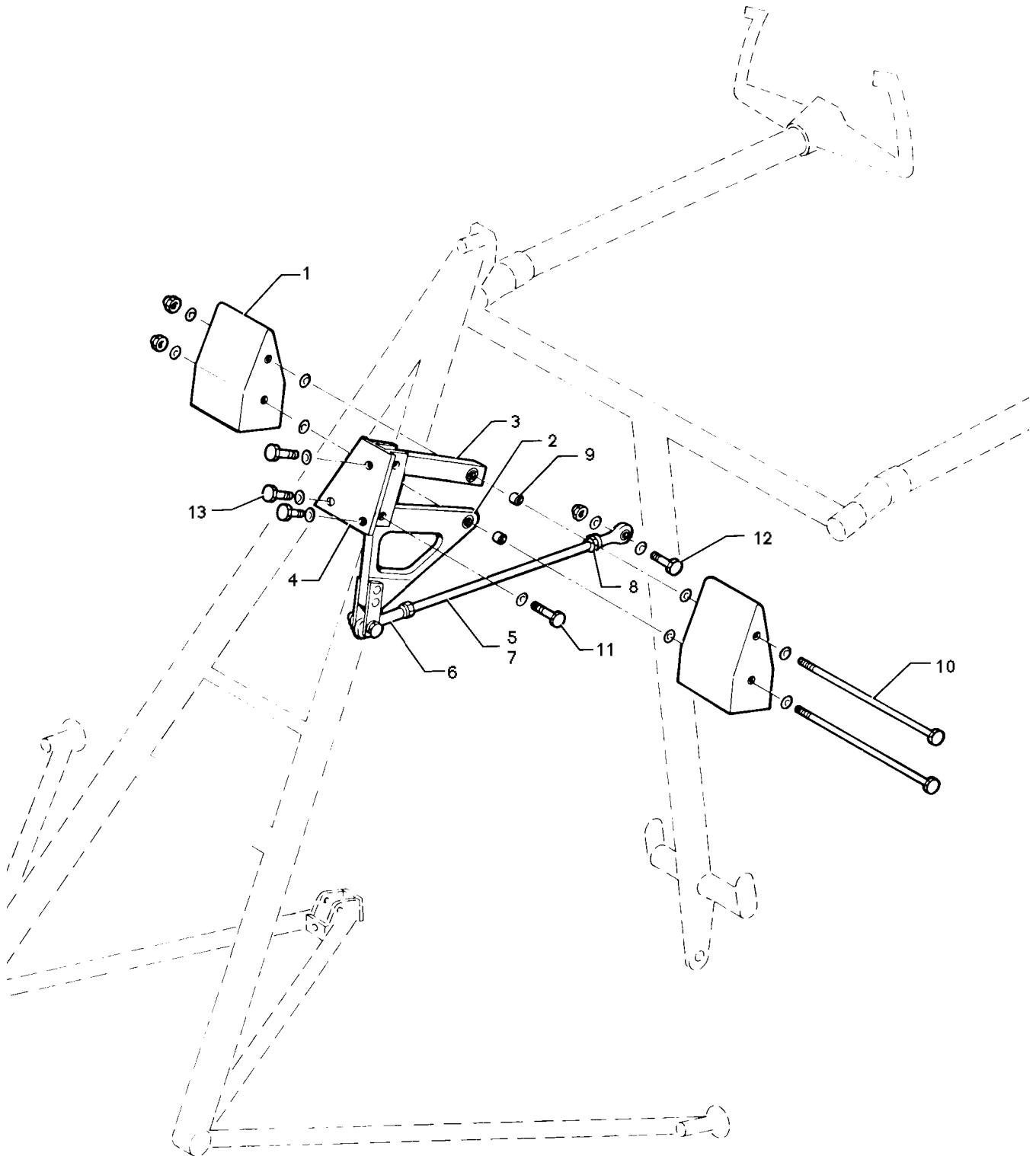


Figure 69. Bobweight Installation

Reissued: November 29, 1993

**PIPER AIRCRAFT  
PA-34-220T  
AIRPLANE PARTS CATALOG**

---

CODE EXPLANATIONS FOR FIGURE 69

**PIPER AIRCRAFT  
PA-34-220T  
AIRPLANE PARTS CATALOG**

Figure and Index Number	Part Number	Code	Nomenclature	No. Req.	Serial Numbers Affected
69-	37300		DRAWING - Control System Installation		
-1	37638-06		BOBWEIGHT ASSEMBLY	2	
-2	37643-00		LINK ASSEMBLY - Bobweight	1	
-3	37641-05		LINK ASSEMBLY - Bobweight	1	
-4	37635-03		SUPPORT ASSEMBLY - Bobweight	1	
-5	37633-00		PUSHROD ASSEMBLY - Bobweight	1	
-6	452 616		* BEARING - Rod end (REPB3N-FS464)	2	
-7	37633-02		* ROD - Bobweight	1	
-8	404 225		* NUT - (AN315-4R)	2	
-9	95061-122		BUSHING	4	
-10	400 485		BOLT - (AN3-62A)	2	
	690 609		WASHER - (NAS1149F0332P)	AR	
	404 526		NUT - (MS21042-3)	2	
-11	400 870		BOLT - (AN23-18A)	2	
	690 612		WASHER - (NAS1149F0363P)	2	
	404 526		NUT - (MS21042-3)	2	
-12	401 269		BOLT - (AN3-10A)	2	
	690 609		WASHER - (NAS1149F0332P)	AR	
	404 526		NUT - (MS21042-3)	2	
-13	401 266		BOLT - (AN3-5A)	3	
	690 612		WASHER - (NAS1149F0363P)	3	

When ordering, always specify Part Number, Description, and Serial Number of Aircraft

Revised: March 10, 2009

**PIPER AIRCRAFT  
PA-34-220T  
AIRPLANE PARTS CATALOG**

---

THIS PAGE INTENTIONALLY LEFT BLANK



**PIPER AIRCRAFT  
PA-34-220T  
AIRPLANE PARTS CATALOG**

---

THIS PAGE INTENTIONALLY LEFT BLANK

PIPER AIRCRAFT  
PA-34-220T  
AIRPLANE PARTS CATALOG

---

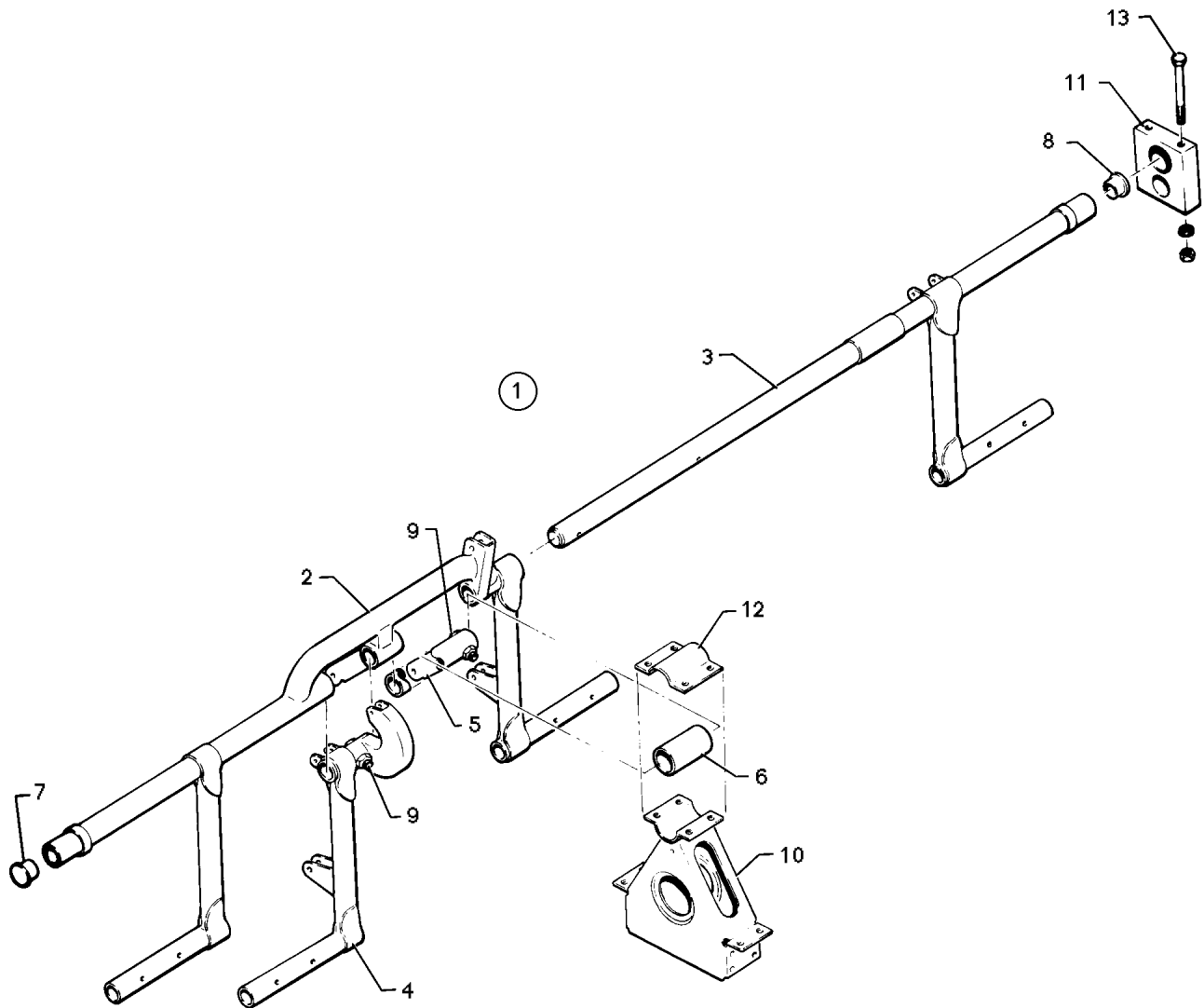


Figure 70. Rudder Pedal Installation

**PIPER AIRCRAFT  
PA-34-220T  
AIRPLANE PARTS CATALOG**

---

CODE EXPLANATIONS FOR FIGURE 70

**PIPER AIRCRAFT  
PA-34-220T  
AIRPLANE PARTS CATALOG**

Figure and Index Number	Part Number	Code	Nomenclature	No. Req.	Serial Numbers Affected
70-	37300 95391		DRAWING - Control System Installation DRAWING - Rudder Dual Toe Brake - Bar Assembly		
-1	95385-04		RUDDER PEDAL ASSEMBLY - Complete	1	
-2	63420-10		* BAR ASSEMBLY - Rudder control, left	1	
-3	63419-03		* BAR ASSEMBLY - Rudder control, right	1	
-4	63458-07		* TUBE ASSEMBLY - Rudder control	1	
-5	95386-00		* ARM ASSEMBLY - Rudder control	1	
-6	95882-00		* BEARING - Self lubricating	1	
-7	581 330		* PLUG - (WW-9) Left	1	
-8	581 332		* PLUG - (WW-7) Right	1	
-9	691 310		* BOLT - (NAS6604-17)	2	
	690 613		* WASHER - (NAS1149F0432P)	4	
	404 530		* NUT - (MS21042-4)	2	
-10	95877-04		SUPPORT ASSEMBLY - Rudder control, center	1	
-11	95885-00		BEARING ASSEMBLY - Rudder bar support	2	
-12	95441-02		CLAMP- Bearing	1	
-13	400 457		BOLT - (AN3-32A)	4	
	690 612		WASHER - (NAS1149F0363P)	4	
	404 526		NUT - (MS21042-3)	4	

When ordering, always specify Part Number, Description, and Serial Number of Aircraft

**PIPER AIRCRAFT  
PA-34-220T  
AIRPLANE PARTS CATALOG**

---

THIS PAGE INTENTIONALLY LEFT BLANK

**PIPER AIRCRAFT  
PA-34-220T  
AIRPLANE PARTS CATALOG**

---

THIS PAGE INTENTIONALLY LEFT BLANK

PIPER AIRCRAFT  
PA-34-220T  
AIRPLANE PARTS CATALOG

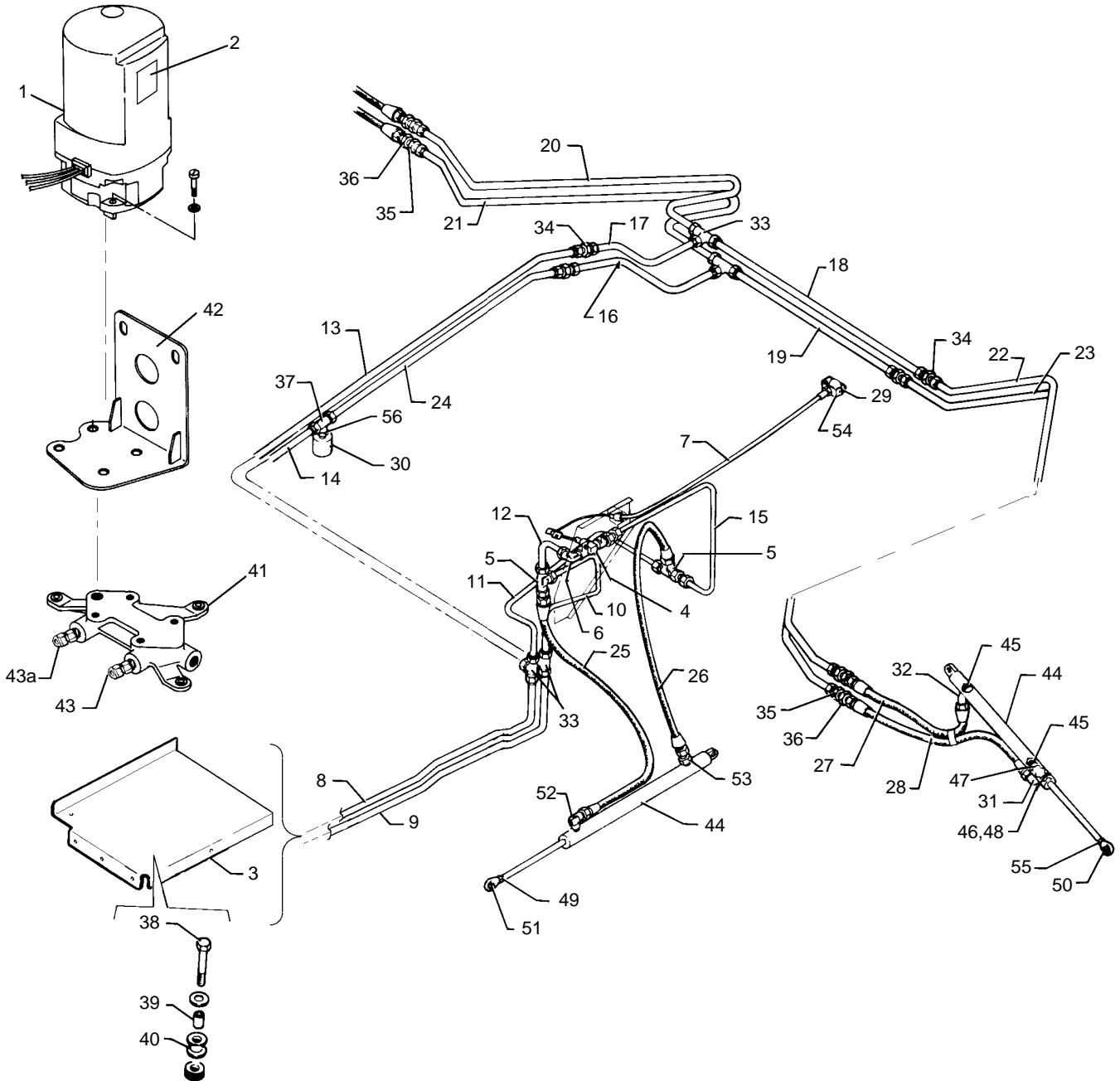


Figure 71. Hydraulic System Installation

Reissued: November 29, 1993

**PIPER AIRCRAFT  
PA-34-220T  
AIRPLANE PARTS CATALOG**

---

CODE EXPLANATIONS FOR FIGURE 71

- A - Used on hydraulic cylinder p/n 96860-00 (Syncro Devices p/n SFA232-3 or SFA232-4) only.
- B - Used on hydraulic cylinder p/n 96860-02 (Syncro Devices p/n SFA232-5) only.
- C - Used on 28 volt system.
- D - Prestolite hydraulic pump no longer available. For first time replacement with Oildyne, order p/n 96110-04(14v) or p/n 96110-05(24v); (assembly includes Oildyne pump, Oildyne pump deck, and Oildyne lines).
- E - This part is the same for both Prestolite and Oildyne pumps.
- F - Reference Piper Service Bulletin #1023, - latest revision.
- G - Reference Piper Service Bulletin #906, - latest revision.



**PIPER AIRCRAFT  
PA-34-220T  
AIRPLANE PARTS CATALOG**

Figure and Index Number	Part Number	Code	Nomenclature	No. Req.	Serial Numbers Affected
71-	79854		DRAWING - Hydraulic System Installation		
-1	481 879	D,G	PUMP - Hydraulic (Oildyne 636294) (38998-05)	1	
	481 880	C,D,G	PUMP - Hydraulic (Oildyne 636029)	1	
	96110-04	C,G	PUMP - Hydraulic	1	
	761 834	D	MOTOR ASSEMBLY - Hydraulic pump (Oildyne 774205)	1	
	761 847	C,D	MOTOR ASSEMBLY - Hydraulic pump (Oildyne 774248)	1	
	763 061	D	ADAPTER ASSEMBLY - Hydraulic pump (Oildyne 636407)	1	
	762 676	D,G	RESERVOIR ASSEMBLY - Hydraulic pump (Oildyne 774213)	1	
-2	87369-72		* PLACARD	1	
-3	95741-00	E	DECK ASSEMBLY - Hydraulic pump	1	
-4	492 303		VALVE ASSEMBLY - Landing gear free fall, complete (P100-717)	1	
-5	488 311		TEE - (AN804-4D)	2	
-6	458 894		ELBOW - (MS20822-4D)	1	
-7	63902-31		CABLE ASSEMBLY - Landing gear free fall valve	1	
-8	95153-39		TUBE ASSEMBLY - Gear extension line	1	
-9	95153-40		TUBE ASSEMBLY - Gear retraction line	1	
-10	86238-50		TUBE ASSEMBLY - Nose gear extension line	1	
-11	86238-51		TUBE ASSEMBLY - Nose gear retraction line	1	
-12	86238-53		TUBE ASSEMBLY - Nose gear extension line	1	
-13	67700-161		TUBE ASSEMBLY - Main gear extension line	1	
-14	67700-162		TUBE ASSEMBLY - Main gear retraction line	1	
-15	86238-52		TUBE ASSEMBLY - Nose gear retraction line	1	
-16	95153-45		TUBE ASSEMBLY - Main gear retraction line	1	
-17	95153-46		TUBE ASSEMBLY - Main gear extension line	1	
-18	95153-47		TUBE ASSEMBLY - Main gear extension line	1	
-19	95153-48		TUBE ASSEMBLY - Main gear retraction line	1	
-20	95153-49		TUBE ASSEMBLY - Main gear extension line	1	
-21	95153-50		TUBE ASSEMBLY - Main gear retraction line	1	
-22	95153-51		TUBE ASSEMBLY - Main gear extension line	1	
-23	95153-52		TUBE ASSEMBLY - Main gear retraction line	1	
-24	95153-73		TUBE ASSEMBLY - Main gear retraction line	1	
-25	63901-09		HOSE ASSEMBLY - Nose gear extension port	1	
-26	63901-30		HOSE ASSEMBLY - Nose gear retraction port	1	
-27	63901-09		HOSE ASSEMBLY - Main gear cylinder extension ports	2	
-28	63901-28		HOSE ASSEMBLY - Main gear cylinder retraction ports	2	
-29	96167-00		RETAINER - Cable knob	1	
-30	587 847		SWITCH - Pressure (211C243-12)	1	
-31	458 894		ELBOW - (MS20822-4D)	2	
-32	558 806		ELBOW - (MS20823-4D)	2	
-33	488 320		TEE - (AN824-4D)	4	
-34	491 050		UNION - (AN815-4D)	4	
-35	491 060		UNION - (AN832-4D)	4	
-36	477 618		NUT - (AS5178D04)	4	
	690 630		WASHER - (NAS1149F0763P)	8	
-37	691 220		TEE - (AS5197W040402)	1	
-38	401 269	E	BOLT - (AN3-10A)	3	
	494 192	E	WASHER - (5712-45)	12	
-39	65003-30	E	BUSHING	3	
-40	434 120	E	GROMMET - (MS35489-64)	3	
-41	38995-02		PAD - Hydraulic pump mount	1	
-42	38996-02		BRACKET ASSEMBLY - Hydraulic pump mount	1	
-43	476 648		NIPPLE - (AN816-4D)	2	
-43a	67600-00		RESTRICTOR	1	
-44	96860-03	F	CYLINDER- Hydraulic - (558-010)	3	
-45	752 584		* O-RING - (MS28775-113)	2	

When ordering, always specify Part Number, Description, and Serial Number of Aircraft

Revised: March 10, 2009

**PIPER AIRCRAFT  
PA-34-220T  
AIRPLANE PARTS CATALOG**

<b>Figure and Index Number</b>	<b>Part Number</b>	<b>Code</b>	<b>Nomenclature</b>	<b>No. Req.</b>	<b>Serial Numbers Affected</b>
71-46	485 114	A	* O-RING - (MS28775-110)	1	
	762 084	B	* T-SEAL - (101-274)	1	
-47	755 997		* RETAINER - Main gear cylinder (SFD1400-1)	1	
-48	756 053	A	* RING - Back up (MS28782-8)	1	
-49	404 321		NUT - Nose gear cylinder (AN316-C4R)	1	
-50	452 334		BEARING - Main gear cylinder (PS10020-1-6RX)	2	
-51	452 729		BEARING - Nose gear cylinder (PS10020-1-7RX)	1	
-52	79847-02		ELBOW - Restricted	1	
-53	79846-02		NIPPLE - Restricted	1	
-54	96166-00		CLIP - Retainer	1	
-55	404 225		NUT - Main gear cylinder (AN315-4R)	2	
-56	455 173		COUPLING - (AN910-1D)	1	

When ordering, always specify Part Number, Description, and Serial Number of Aircraft

**PIPER AIRCRAFT  
PA-34-220T  
AIRPLANE PARTS CATALOG**

---

THIS PAGE INTENTIONALLY LEFT BLANK

**PIPER AIRCRAFT  
PA-34-220T  
AIRPLANE PARTS CATALOG**

---

THIS PAGE INTENTIONALLY LEFT BLANK

PIPER AIRCRAFT  
PA-34-220T  
AIRPLANE PARTS CATALOG

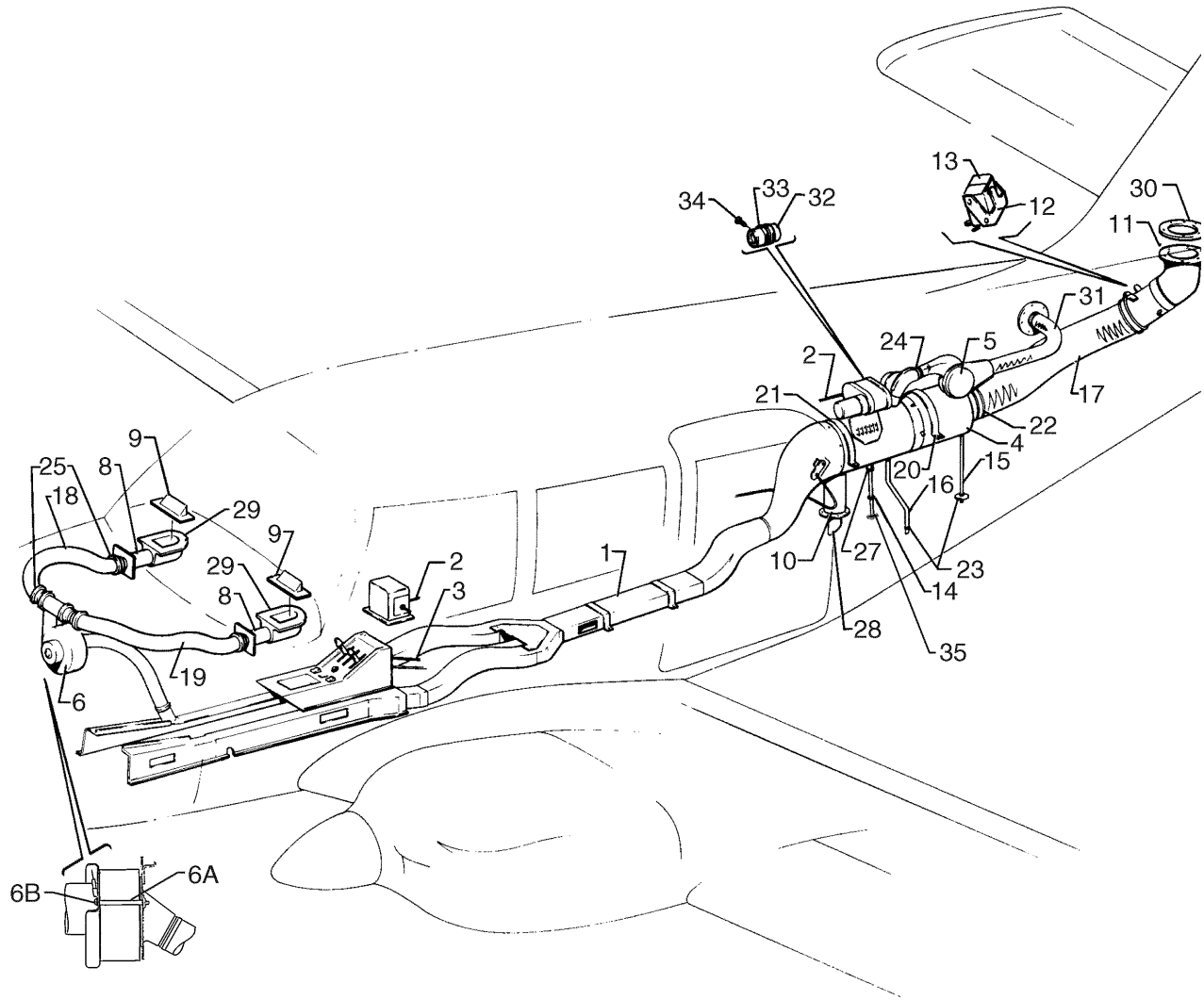


Figure 72. Heat and Defrost System Installation

Revised: March 10, 2009

**PIPER AIRCRAFT  
PA-34-220T  
AIRPLANE PARTS CATALOG**

---

CODE EXPLANATIONS FOR FIGURE 72

- A - See figure 75 for component parts.
- B - See figure 76 for component parts.
- C - See figure 77 for component parts.
- D - See figure 73 for component parts.
- E - See figure 74 for component parts.
- F - Used on serial numbers 34-8133004 and up and 3448001 and up. Also used on serial numbers 34-8133001, 34-8133002, and 34-8133003 if Janitrol Heater Hour Meter Installation Kit 764 094 has been installed per Service Spares Letter 380.
- G - Used on 28 volt system.
- H - Reference Piper Service Bulletin #884, - latest revision.

# PIPER AIRCRAFT PA-34-220T AIRPLANE PARTS CATALOG

Figure and Index Number	Part Number	Code	Nomenclature	No. Req.	Serial Numbers Affected
72-	37069 36736	H	DRAWING - Heat and Defrost System Installation (Complete) DRAWING - Defroster Blower Installation		
-1		A	HEATER DUCT INSTALLATION	1	
-2		B	HEATER FUEL SYSTEM INSTALLATION	1	
-3		C	HEATER CONTROLS INSTALLATION	1	
-4	464 401 689 940	D D,G	JANITROL HEATER ASSEMBLY - (90D38-1) JANITROL HEATER ASSEMBLY - (91E88-1)	1 1	
-5	452 955  689 941	E  E,G	COMBUSTION AIR BLOWER AND MOTOR ASSEMBLY (90D39-1) COMBUSTION AIR BLOWER AND MOTOR ASSEMBLY (90D39-2)	1  1	
-6	84280-04 84280-02		BLOWER ASSEMBLY - Defroster BLOWER ASSEMBLY - Defroster	1 1	
-6A	36736-15		SPACER	2	
-6B	411-544		SCREW - (MS35207-275)	2	
-7	DELETED				
-8	36736-05 36736-13		TUBE - Defroster air TUBE - Defroster air	2 2	3448038 and up
-9	65318-00		OUTLET - Defrost air	2	
-10	78444-00		SHROUD - Heater exhaust	1	
-11	37491-00		INLET ASSEMBLY - Heater air	1	
-12	451 827		* ACTUATOR - (JV-82)	1	
-13	487 925		* SWITCH - (V3-1)	2	
-14	95153-119		TUBE ASSEMBLY - Heater drain	1	
-15	63904-82		HOSE - Heater drain	1	
-16	63904-81		HOSE - Heater drain	1	
-17	63633-140		HOSE - Air duct	1	
-18	63633-112		HOSE - Defrost duct	3	
-19	63633-191		HOSE - Defrost duct	1	
-20	37164-02		CLAMP - Heater	1	
-21	37164-03		CLAMP - Heater	1	
-22	554 719		CLAMP	2	
-23	554 575		CLAMP	4	
-24	554 945		CLAMP	1	
-25	554 865		CLAMP	4	
-26	DELETED				
-27	476 648		NIPPLE - (AN816-4D)	1	
-28	37164-10		TUBE - Heater exhaust	1	
-29	36736-07 36736-14		DUCT - Defroster air DUCT - Defroster air	2 2	3448038 and up
-30	37493-00		GASKET - Air inlet, heater	1	
-31	78442-02		TUBE - Air inlet, heater	1	
-32	602 218		INDICATOR - Heater hour meter (731-0004)	1	
-33	654 104		CLAMP - (MS21919-WDG32)	2	
-34	415 533		SCREW - (MS35206-243)	1	
-35	434 155		GROMMET - (MS35489-7S)	1	

When ordering, always specify Part Number, Description, and Serial Number of Aircraft

Revised: March 10, 2009

PIPER AIRCRAFT  
PA-34-220T  
AIRPLANE PARTS CATALOG

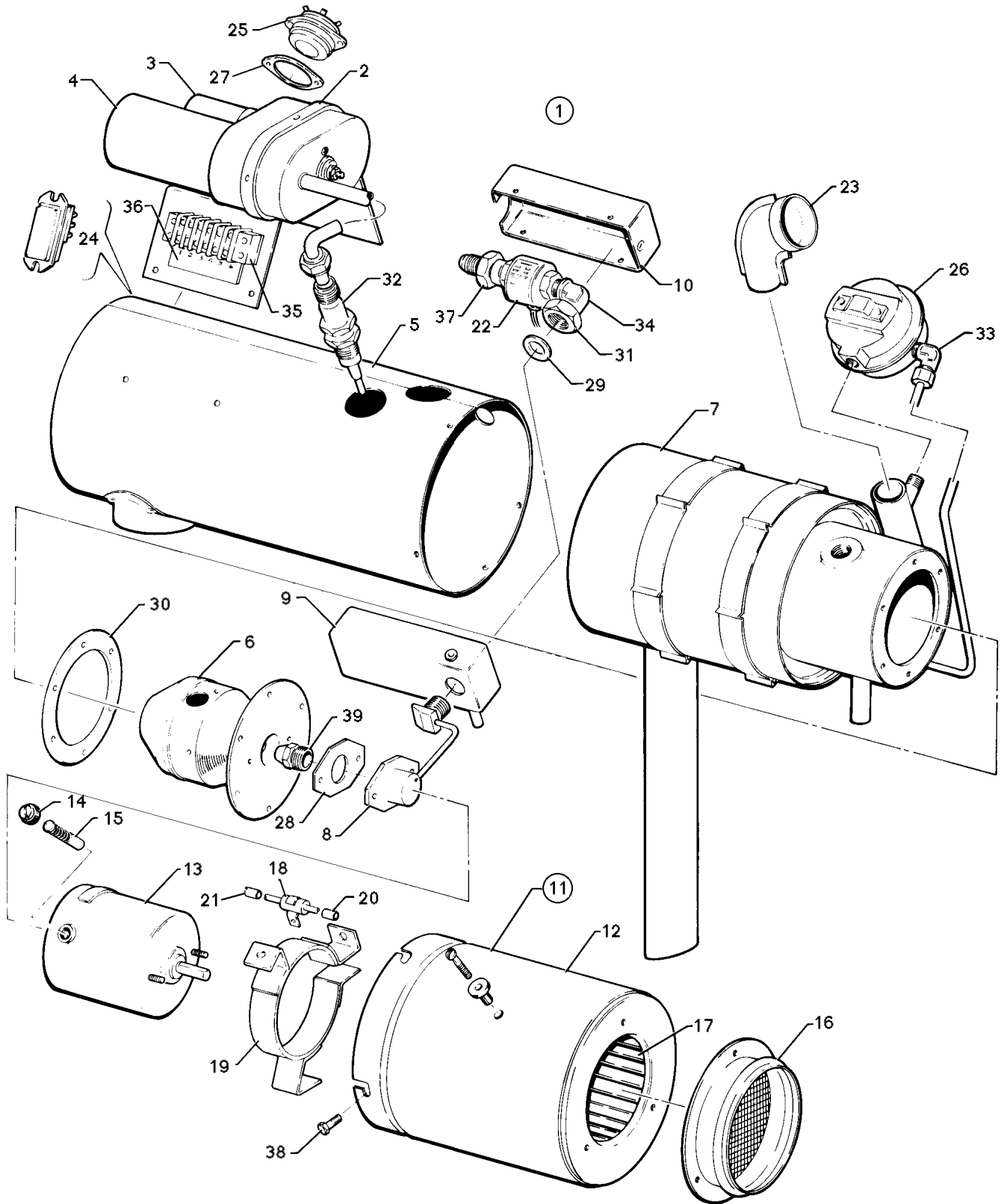


Figure 73. Janitrol Heater Assembly



**PIPER AIRCRAFT  
PA-34-220T  
AIRPLANE PARTS CATALOG**

---

CODE EXPLANATIONS FOR FIGURE 73

A - Used on 28 volt system.

**PIPER AIRCRAFT  
PA-34-220T  
AIRPLANE PARTS CATALOG**

Figure and Index Number	Part Number	Code	Nomenclature	No. Req.	Serial Numbers Affected
73-1	464 401		HEATER ASSEMBLY - (90D38-1)	1	
	689 940	A	HEATER ASSEMBLY - (91E88-1)	1	
-2	755 456		* IGNITION ASSEMBLY - (90E12-2)	1	
	755 458	A	* IGNITION ASSEMBLY - (17E24-4)	1	
-3	756 577		** VIBRATOR - Ignition (solid state)	1	
-4	757 982		** COIL - Ignition (65C65)	1	
	757 888	A	** COIL - Ignition (93C31)	1	
-5	752 135		* JACKET ASSEMBLY - (87D36-6)	1	
-6	755 243		* HEAD ASSEMBLY - Combustion (83D55-1)	1	
-7	761 945		* TUBE ASSEMBLY - Combustion (88D93-4)	1	
-8	754 833		* FUEL FEED AND NOZZLE HOLDER ASSEMBLY (83D41-1)	1	
-9	758 299		* BOX ASSEMBLY - Fuel shroud, lower (87D77-1)	1	
-10	758 300		* BOX - Fuel shroud upper (87D69-1)	1	
-11	758 301		* BLOWER ASSEMBLY - Vent air (86D65-4)	1	
	758 304	A	* BLOWER ASSEMBLY - Vent air (86D65-5)	1	
-12	755 255		** HOUSING - Blower (86D75-1)	1	
-13	761 808		** MOTOR ASSEMBLY - Vent air blower (90E80-2)	1	
	761 608	A	** MOTOR ASSEMBLY - Vent air blower (86D64-2)	1	
-14	764 759		*** CAP - Brush assembly (14P29-1)	2	
-15	758 679		*** BRUSH ASSEMBLY - Motor (25T57-3-1)	2	
-16	751 324		** ADAPTER - (83D79-1)	1	
-17	753 201		** FAN - Vent air blower (07D38)	1	
-18	758 013		** CAPACITOR ASSEMBLY (D07D77)	1	
-19	758 305		* BRACKET ASSEMBLY - Motor (86D73-1)	1	
-20	762 455		** SLEEVE - High temperature (C34D81)	1	
-21	762 456		** SLEEVE - High temperature (D34D81)	1	
-22	757 792		* SOLENOID ASSEMBLY - Fuel (85D42-2)	1	
	762 215	A	* SOLENOID ASSEMBLY - Fuel (85D42-1)	1	
-23	763 035		* ADAPTER - Elbow (96D20-1)	1	
-24	756 178		* SWITCH - Cycling (A-07D32)	1	
-25	756 177		* SWITCH - Limit (A-07D29)	1	
-26	757 756		* SWITCH - Pressure (94E42-3)	1	
-27	751 874		* GASKET - Limit switch (14D29)	2	
-28	751 922		* GASKET - (A09D77)	1	
-29	755 022		* GASKET - (F44A06)	1	
-30	751 920		* GASKET - (29D28)	1	
-31	752 563		* NUT - (MS35691-45)	1	
-32	757 334		* PLUG - Spark (39D18)	1	
-33	754 771		* ELBOW - (A14D92)	1	
-34	754 779		* ELBOW - (83D50-1)	1	
-35	761 946		* STRIP - Terminal (07D44)	1	
-36	755 401		* INSULATOR - Terminal strip (43D05)	1	
-37	755 615		* NIPPLE - (16E07-3)	1	
-38	754 811		* FASTENER	4	
-39	752 529		* NOZZLE - Fuel (C08D09)	1	

When ordering, always specify Part Number, Description, and Serial Number of Aircraft

PIPER AIRCRAFT  
PA-34-220T  
AIRPLANE PARTS CATALOG

---

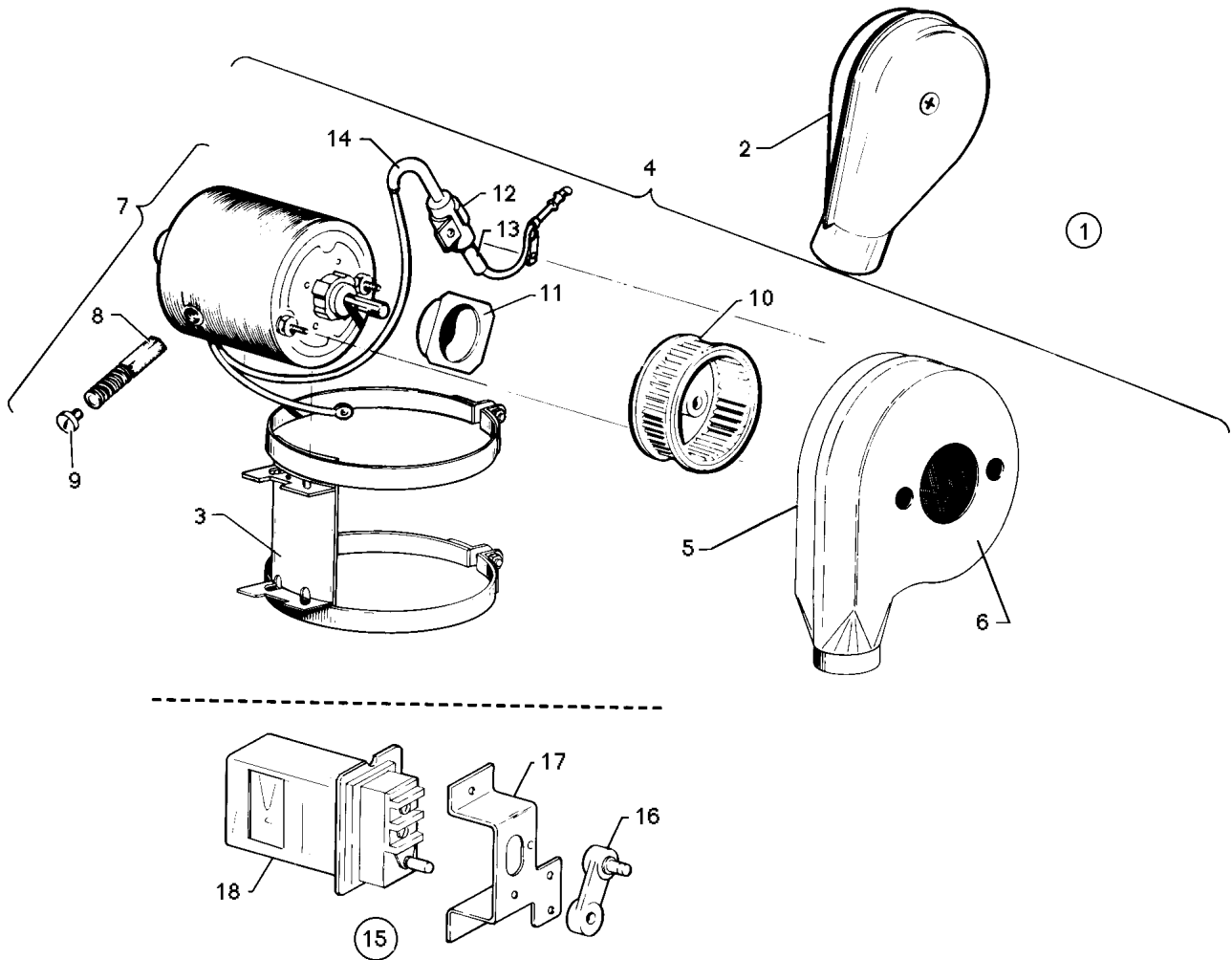


Figure 74. Janitrol Heater Components

Reissued: November 29, 1993

**PIPER AIRCRAFT  
PA-34-220T  
AIRPLANE PARTS CATALOG**

---

CODE EXPLANATIONS FOR FIGURE 74

- A - Used on 28 volt system.
- B - Reference Piper Service Bulletin #884, - latest revision.

**PIPER AIRCRAFT  
PA-34-220T  
AIRPLANE PARTS CATALOG**

Figure and Index Number	Part Number	Code	Nomenclature	No. Req.	Serial Numbers Affected
74-1	452 955	B	COMBUSTION AIR BLOWER AND MOTOR ASSEMBLY - (90D39-1)	1	
	689 941	A,B	COMBUSTION AIR BLOWER AND MOTOR ASSEMBLY - (90D39-2)	1	
-2	751 332		* ADAPTER ASSEMBLY - Blower inlet	1	
-3	761 605		* MOUNT - Combustion air blower support (87D01-1)	1	
-4	758 017		* COMBUSTION AIR BLOWER AND MOTOR (89D34-1)	1	
	764 793	A	* COMBUSTION AIR BLOWER AND MOTOR (89D34-2)	1	
-5	755 252		** HOUSING - Blower (motor attachment half) (84D41-5)	1	
-6	755 253		** HOUSING - Blower (blower inlet adapter attachment half) (89D35-1)	1	
-7	761 808		** MOTOR ASSEMBLY - Combustion air blower (90E80-2)	1	
	761 608	A	** MOTOR ASSEMBLY - Combustion air blower (86D64-2)	1	
-8	758 681		*** BRUSH ASSEMBLY - (25T57-3-1)	2	
-9	764 759		*** CAP - Brush assembly (14P29-1)	2	
-10	751 817		** FAN - Combustion air blower (B07D67)	1	
-11	756 184		** SPACER - (10D64)	1	
-12	758 013		** CAPACITOR - (D07D77)	1	
-13	762 455		** SLEEVE - High temperature (C34D81)	1	
-14	762 456		** SLEEVE - High temperature (D34D81)	1	
-15	757 573		SWITCH ASSEMBLY - Adjustable duct (250°) (52D43)	1	
-16	752 367		* LEVER - Switch (60D90)	1	
-17	758 127		* BRACKET ASSEMBLY - Switch (51D76)	1	
-18	756 262		* SWITCH - Adjustable duct (A-14D25)	1	

When ordering, always specify Part Number, Description, and Serial Number of Aircraft

Revised: March 10, 2009

PIPER AIRCRAFT  
PA-34-220T  
AIRPLANE PARTS CATALOG

---

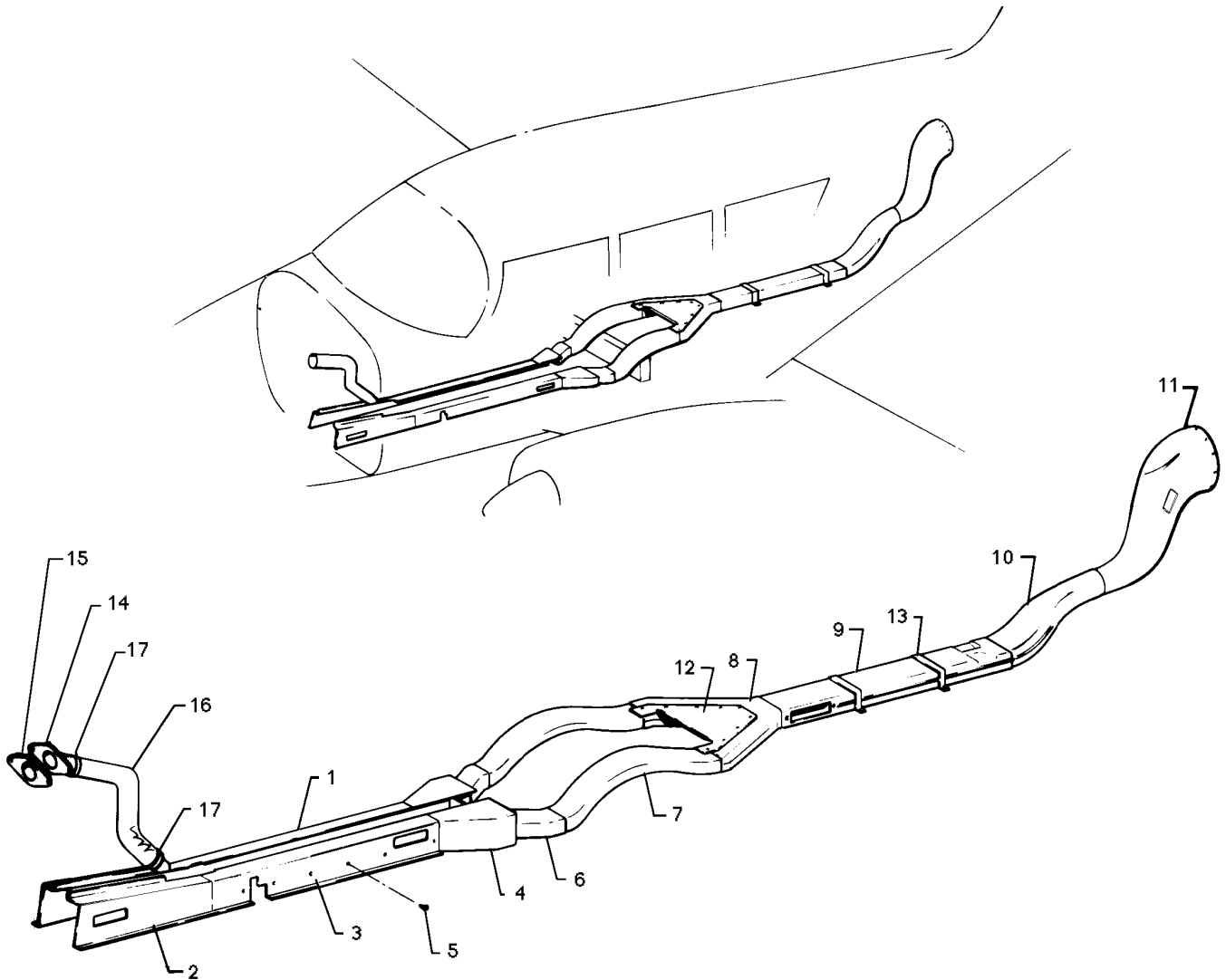


Figure 75. Heater Duct Installation

**PIPER AIRCRAFT  
PA-34-220T  
AIRPLANE PARTS CATALOG**

---

CODE EXPLANATIONS FOR FIGURE 75

A - Not used on serial numbers 3448038 and up.

**PIPER AIRCRAFT  
PA-34-220T  
AIRPLANE PARTS CATALOG**

Figure and Index Number	Part Number	Code	Nomenclature	No. Req.	Serial Numbers Affected
75-	37165		DRAWING - Ventilation Air and Heater Duct Installation		
-1	37161-00		DUCT ASSEMBLY - Cabin heat, left	1	
	37161-01		DUCT ASSEMBLY - Cabin heat, right	1	
	37161-08		DUCT ASSEMBLY - Cabin heat, left	1	3448038 and up
	37161-09		DUCT ASSEMBLY - Cabin heat, right	1	3448038 and up
-2	37161-04		* DUCT - Cabin heat, forward, left	1	
	37161-07		* DUCT ASSEMBLY - Cabin heat, forward, right	1	
-3	37161-02		* DUCT - Cabin heat, center, left	1	
	37161-03		* DUCT - Cabin heat, center, right	1	
-4	68923-06		* DUCT - Cabin heat, rear, left	1	
	68923-07		* DUCT - Cabin heat, rear, right	1	
-5	487 560	A	* STUD - (93XX-103624-2A)	11	
-6	37165-39		DUCT ASSEMBLY - Heat	2	
-7	37165-16		DUCT ASSEMBLY - Heat, left	1	
	87736-02		DUCT ASSEMBLY - Heat, right	1	
-8	37165-59		DUCT ASSEMBLY - Heat	1	
-9	37165-60		DUCT ASSEMBLY - Heat	1	
-10	37165-03		DUCT ASSEMBLY - Heat	1	
-11	37165-09		DUCT ASSEMBLY - Heat	1	
-12	37165-46		PLATE	1	
-13	37165-47		STRAP	2	
-14	36736-03		INLET ASSEMBLY	1	
-15	36736-08		GASKET	1	
-16	63633-120		HOSE	1	
-17	454 994		CLAMP	2	

When ordering, always specify Part Number, Description, and Serial Number of Aircraft



# PIPER AIRCRAFT PA-34-220T AIRPLANE PARTS CATALOG

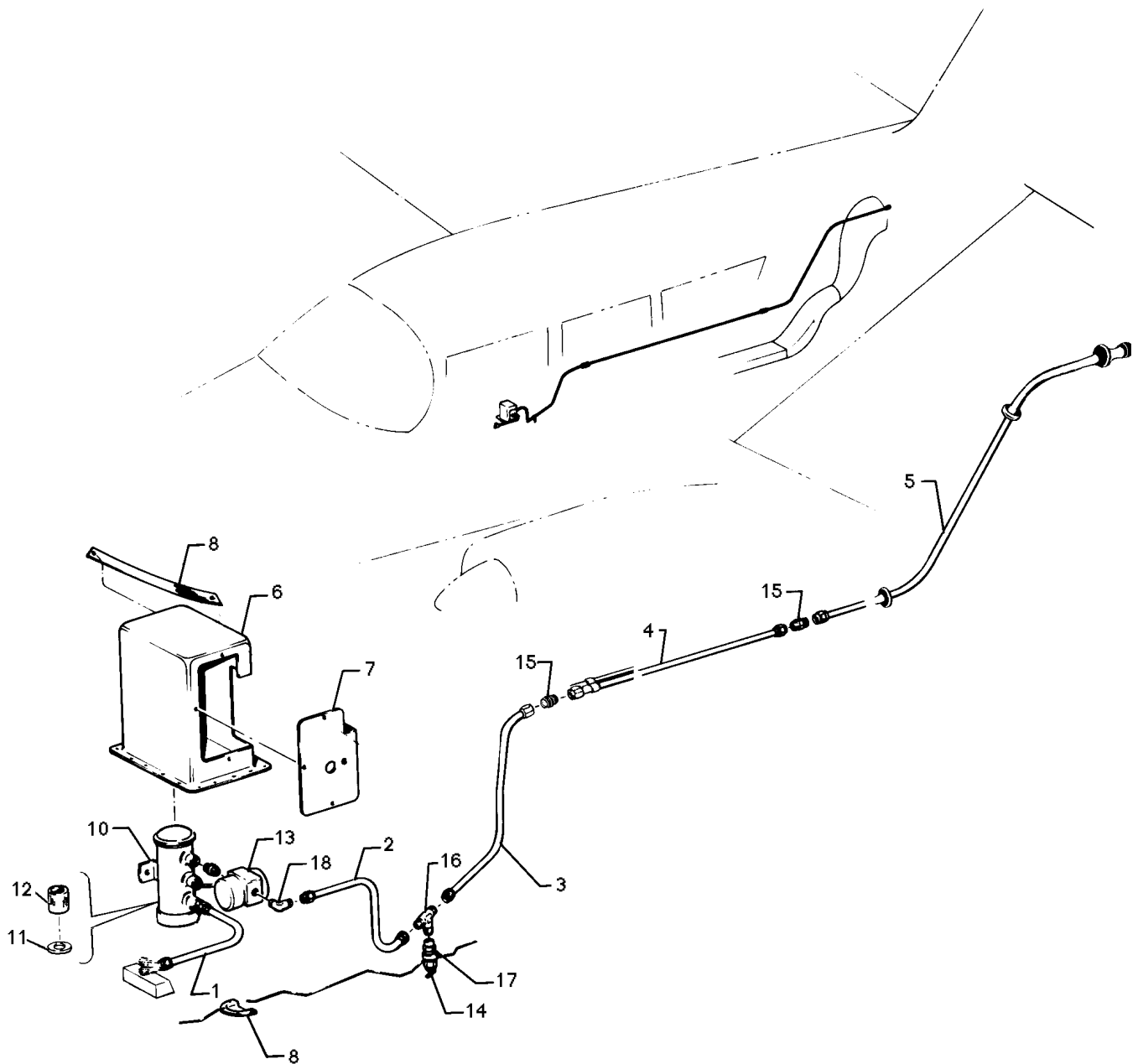


Figure 76. Heater Fuel System Installation

Reissued: November 29, 1993

**PIPER AIRCRAFT  
PA-34-220T  
AIRPLANE PARTS CATALOG**

---

CODE EXPLANATIONS FOR FIGURE 76

- A - Used on 28 volt system.
- B - Grommet is installed in 37167-51 Cover around 83744-158 Tube Assembly.
- C - Reference Piper Service Bulletin #1127, - latest revision.
- D - Reference Piper Service Bulletin #884, - latest revision.

# PIPER AIRCRAFT PA-34-220T AIRPLANE PARTS CATALOG

Figure and Index Number	Part Number	Code	Nomenclature	No. Req.	Serial Numbers Affected
76-	37167	D	DRAWING - Heat and Defrost System Installation		
-1	83744-157		TUBE ASSEMBLY	1	
-2	37167-19		TUBE ASSEMBLY	1	
-3	37167-25		TUBE ASSEMBLY	1	
-4	37167-35		TUBE ASSEMBLY	1	
-5	37167-37		TUBE ASSEMBLY	1	
-6	37167-46		BOX ASSEMBLY	1	
-7	37167-23		COVER	1	
-8	63890-07		CABLE ASSEMBLY - Ground	1	
-9	22482-00		SCOOP	1	
-10	84251-02	C	PUMP ASSEMBLY - Fuel	1	
	84251-03	A,C	PUMP ASSEMBLY - Fuel	1	
-11	755 134		* GASKET - Cover (92E04-1)	1	
-12	754 902		* FILTER - Fuel pump (91E94-1)	1	
-13	492 228		FUEL REGULATOR AND SHUTOFF VALVE - (23D04-7.5)	1	
	461 731	A	FUEL REGULATOR AND SHUTOFF VALVE - (A23D04-7.5)	1	
-14	492 202		VALVE - (PS50036-2-1)	1	
-15	491 050		UNION - (AN815-4D)	2	
-16	691 220		TEE - (AS5197W040402)	1	
-17	455 173		COUPLING - (AN910-1D)	1	
-18	458 894		ELBOW - (MS20822-4D)	1	
<u>ALTERNATE INSTALLATION (C &amp; D AIRMOTIVE)</u>					
-1	83744-159		TUBE ASSEMBLY	1	
-2	83744-158		TUBE ASSEMBLY	1	
-3	37167-25		TUBE ASSEMBLY	1	
-4	37167-35		TUBE ASSEMBLY	1	
-5	37167-37		TUBE ASSEMBLY	1	
-6	37167-50		BOX ASSEMBLY	1	
-7	37167-51		COVER	1	
	41586-00	B	GROMMET	1	
-8	63890-07		CABLE ASSEMBLY - Ground	1	
-9	22482-00		SCOOP	1	
-10	84251-02		PUMP ASSEMBLY - Fuel	1	
	84251-03	A	PUMP ASSEMBLY - Fuel	1	
-11	755 134		* GASKET - Cover (92E04-1)	1	
-12	754 902		* FILTER - Fuel pump (91E94-1)	1	
-13	599 404		FUEL REGULATOR AND SHUTOFF VALVE - (3169)	1	
	599 403	A	FUEL REGULATOR AND SHUTOFF VALVE - (3021)	1	
-14	492 202		VALVE - (PS50036-2-1)	1	
-15	491 050		UNION - (AN815-4D)	2	
-16	691 220		TEE - (AS5197W040402)	1	
-17	455 173		COUPLING - (AN910-1D)	1	
-18	476 648		NIPPLE - (AN816-4D)	1	

When ordering, always specify Part Number, Description, and Serial Number of Aircraft

Revised: March 10, 2009

**PIPER AIRCRAFT  
PA-34-220T  
AIRPLANE PARTS CATALOG**

---

THIS PAGE INTENTIONALLY LEFT BLANK

**PIPER AIRCRAFT  
PA-34-220T  
AIRPLANE PARTS CATALOG**

---

THIS PAGE INTENTIONALLY LEFT BLANK

PIPER AIRCRAFT  
PA-34-220T  
AIRPLANE PARTS CATALOG

---

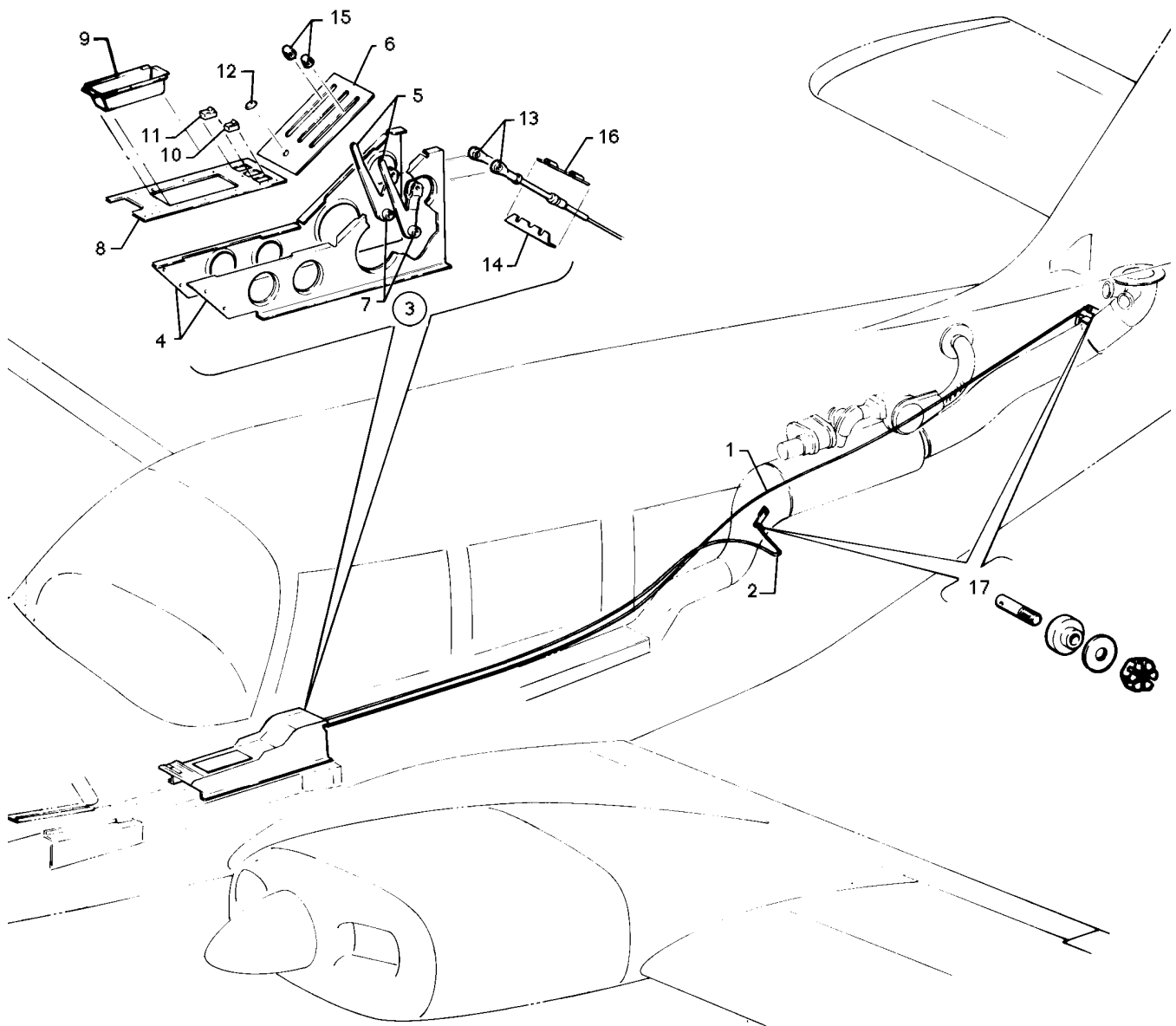


Figure 77. Heater Controls Installation

**PIPER AIRCRAFT  
PA-34-220T  
AIRPLANE PARTS CATALOG**

---

CODE EXPLANATIONS FOR FIGURE 77

**PIPER AIRCRAFT  
PA-34-220T  
AIRPLANE PARTS CATALOG**

Figure and Index Number	Part Number	Code	Nomenclature	No. Req.	Serial Numbers Affected
77-	37167	A	DRAWING - Heat and Defrost Systems Installation		
-1	554 260		CABLE ASSEMBLY - Air inlet control (PS50146-11-2)	1	
-2	554 259		CABLE ASSEMBLY - Switch control (PS50146-11-1)	1	
-3	37556-02		CONTROL ASSEMBLY - Heater (complete)	1	
	37556-03		CONTROL ASSEMBLY - Heater (complete)	1	3448038 and up
-4	78381-00		* BRACKET - Heater control, left	1	
	78381-01		* BRACKET - Heater control, right	1	
-5	78339-00		* LEVER ASSEMBLY - Heater control	2	
-6	78379-00		* PLATE - Heater control	1	
-7	96691-00		* BEARING - Heater control	2	
-8	78380-00		* PLATE - Heater control	1	
	78380-02		* PLATE - Heater control	1	3448038 and up
-9	96044-00		* BOX - Selector valve lever	1	
-10	688 181		* SWITCH - Heater and fan (99377-61)	1	
	688 298		* SWITCH - Heater and fan (8941K700)	1	3448038 and up
	472 200		* LAMP	2	3448038 and up
	561 022		* FILTER - (1813/31 LW-1)	2	3448038 and up
	688 377		* CAP - Switch (Cabin heat - fan) (84622-69)	1	3448038 and up
-11	688 182		* SWITCH - Defrost (99377-62)	1	
	688 296		* SWITCH - Defrost (8941K699)	1	3448038 and up
	472 200		* LAMP	2	3448038 and up
	561 022		* FILTER - (1813/31 LW-1)	2	3448038 and up
	654 504		* CAP - Switch (Off-defrost) (84622-92)	1	3448038 and up
-12	453 709		* BUTTON - Plug (SS48152)	1	
-13	452 606		BEARING - (PS10020-16-2)	2	
-14	78338-00		RETAINER - Control cable	1	
-15	571 132		KNOB - Heater control (66980-00)	2	
-16	78337-00		CLAMP - Control cable	1	
-17	70371-02		FITTING - Swivel	2	
	70371-03		STUD - Swivel fitting	2	
	408 428		WASHER - Swivel fitting (81342-18)	2	
	404 392		NUT - (AN320-3)	2	

When ordering, always specify Part Number, Description, and Serial Number of Aircraft



# PIPER AIRCRAFT PA-34-220T AIRPLANE PARTS CATALOG

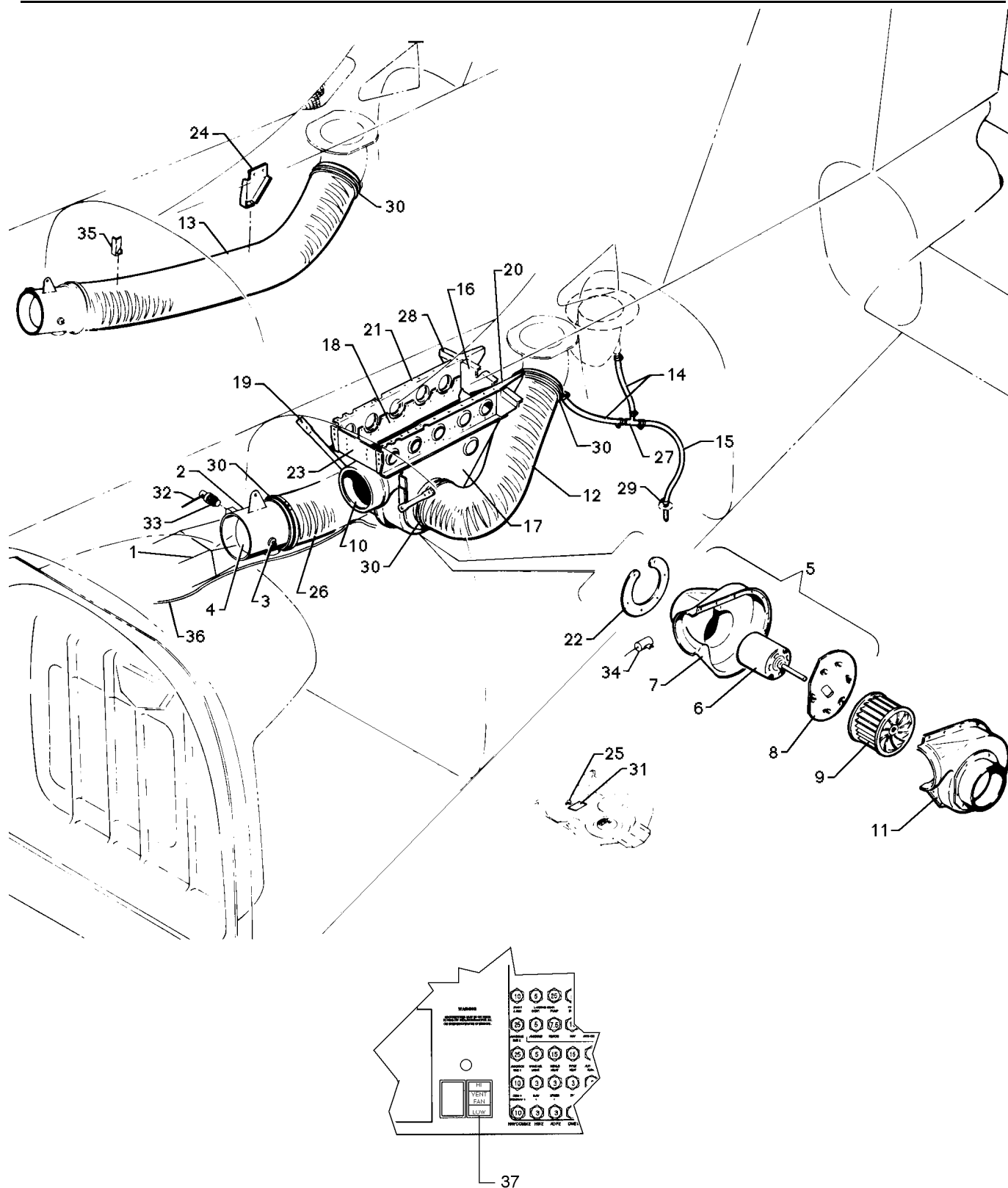


Figure 78. Aft Fresh Air Duct Installation

Reissued: November 29, 1993

**PIPER AIRCRAFT  
PA-34-220T  
AIRPLANE PARTS CATALOG**

---

CODE EXPLANATIONS FOR FIGURE 78

- A - Used on 28 volt system.
- B - Not used on serial numbers 3448038 and up.

# PIPER AIRCRAFT PA-34-220T AIRPLANE PARTS CATALOG

Figure and Index Number	Part Number	Code	Nomenclature	No. Req.	Serial Numbers Affected
78-	78629 78630		DRAWING - Ram Air Ventilation Installation DRAWING - Blower Ventilation Installation		
-1	69992-02		DUCT AND FLAPPER VALVE ASSEMBLY - Aft	1	
-2	69885-12		* FLAPPER VALVE ASSEMBLY - Fresh air intake	1	
-3	69885-02		** SHAFT ASSEMBLY	1	
-4	69885-03		** FLAPPER ASSEMBLY	1	
-5	99642-03		BLOWER ASSEMBLY - Fresh air	1	
	99642-04	A	BLOWER ASSEMBLY - Fresh air	1	
-6	475 210		* MOTOR ASSEMBLY - Fresh air blower (89423-02)	1	
	761 778	A	* MOTOR ASSEMBLY - Fresh air blower (1482-22-1)	1	
-7	37997-02		* COVER - Fresh air blower	1	
-8	99641-00		* PLATE ASSEMBLY - Motor mounting	1	
-9	452 935		BLOWER - (AE424-316-1-1M)	1	
-10	99633-00		DUCT - Hose connect	1	
-11	79264-00		COVER ASSEMBLY - Fresh air blower	1	
-12	63633-138		HOSE	1	
-13	63633-155		HOSE	1	
-14	63913-91		HOSE- Drain	2	
-15	63913-90		HOSE- Drain	1	
-16	79286-00		BRACKET - Intercostal, aft	1	
-17	79281-00		HANGER ASSEMBLY - Blower, left	1	
-18	79282-00		HANGER ASSEMBLY - Blower, right	1	
-19	79303-00		BRACE - Hanger	2	
-20	78603-00		INTERCOSTAL - Blower bracket support, left	1	
-21	78604-00		INTERCOSTAL - Blower bracket support, right	1	
-22	79284-00		RETAINER - Housing	1	
-23	79285-00		BRACKET - Intercostal, forward	1	
-24	78637-00		BRACKET - Duct support, aft	1	
-25	588 109	B	SWITCH - Fan (MS35058-21) (3 position)	1	
-26	63633-124		HOSE	1	
-27	78629-03		TEE	1	
-28	79035-00		GUSSET ASSEMBLY - Intercostal	2	
-29	554 575		CLAMP	2	
-30	554 640		CLAMP	4	
-31	87369-30	B	PLACARD - Vent fan (3 position)	1	
-32	554 361		CABLE ASSEMBLY - Fresh air flapper (PS50146-2-5)	1	
-33	70371-02		FITTING - Swivel	1	
	70371-03		STUD - Swivel fitting	1	
	690 612		WASHER - (NAS1149F0363P)	1	
	404 392		NUT - (AN320-3)	1	
	424 051		COTTER PIN - (MS24665-132)	1	
-34	63897-06		CAPACITOR	1	
-35	78636-00		BRACKET - Duct support, aft	1	
-36	79293-06		CABLE - Blower	1	
-37	688 298		SWITCH - (8941K700)	1	3448038 and up
	472 200		LAMP	2	3448038 and up
	561 022		FILTER - (1813/31 LW-1)	2	3448038 and up
	654 505		CAP - Switch (Vent fan - hi low) (84622-93)	1	3448038 and up

When ordering, always specify Part Number, Description, and Serial Number of Aircraft

Revised: March 10, 2009

PIPER AIRCRAFT  
PA-34-220T  
AIRPLANE PARTS CATALOG

---

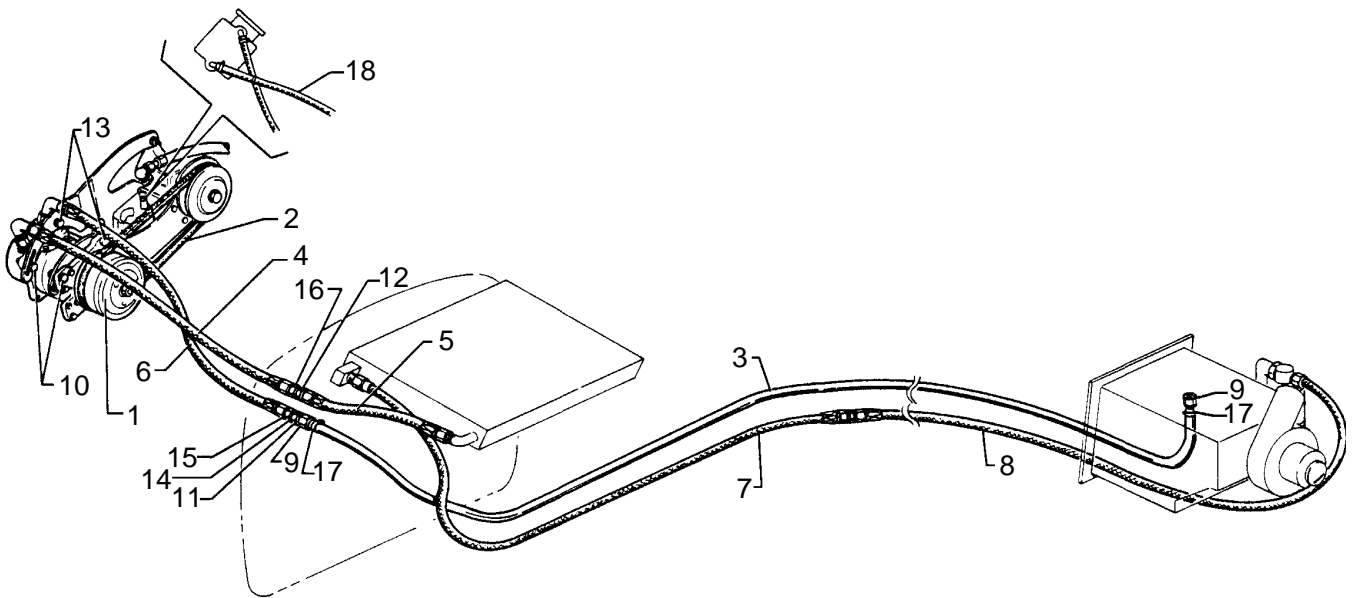


Figure 79. Air Conditioning Compressor and Refrigerant Lines Installation

**PIPER AIRCRAFT  
PA-34-220T  
AIRPLANE PARTS CATALOG**

---

CODE EXPLANATIONS FOR FIGURE 79

- A - Used if Refrigerant Line Fitting Replacement Kit 764 251 has not been installed.
- B - Order parts listed for serial numbers 34-8233053 and up if Refrigerant Line Fitting Replacement Kit 764 251 has been installed per Service Spares Letter 387.
- C - Used on 28 volt system.

**PIPER AIRCRAFT  
PA-34-220T  
AIRPLANE PARTS CATALOG**

Figure and Index Number	Part Number	Code	Nomenclature	No. Req.	Serial Numbers Affected
79-	35785 36830		DRAWING - Air Conditioning Compressor Installation DRAWING - Refrigerant Lines Installation		
-1	555 919 689 928	C	COMPRESSOR ASSEMBLY - (507E9173) COMPRESSOR ASSEMBLY - (5111,#507)	1 1	
-2	452 651		BELT - Compressor	1	
-3	63904-102		HOSE ASSEMBLY - Suction	1	
-4	99592-14		HOSE ASSEMBLY - Discharge	1	
-5	99592-15		HOSE ASSEMBLY - Discharge	1	
-6	99592-16		HOSE ASSEMBLY - Suction	1	
-7	99592-18		HOSE ASSEMBLY - Condenser to receiver dehydrator, forward	1	
-8	99592-19		HOSE ASSEMBLY - Condenser to receiver dehydrator, aft	1	
-9	451 906 561 012 584 258	B	ADAPTER - (PS10022-6-4) FITTING - (FC9158-0808S) REDUCER - (661FHD-8-10)	2 2 2	34-8133001 thru 34-8233052 34-8233053 and up 34-8233053 and up
-10	401 394 690 629 404 532		BOLT - (AN6-13A) WASHER - (NAS1149F0663P) NUT - (MS21042-6)	2 2 2	
-11	67982-03		UNION - Bulkhead (491 109)	1	
-12	67982-04		UNION - Bulkhead (491 110)	1	
-13	401 393 690 629 404 532		BOLT - (AN6-12A) WASHER - (NAS1149F0663P) NUT - (MS21042-6)	2 4 2	
-14	690 636		WASHER - (NAS1149F1490P)	2	
-15	477 703		NUT - (AS5178-10)	1	
-16	690 635 477 691		WASHER - (NAS1149F1290P) NUT - (AS5178-08)	2 1	
-17	554 678	A	CLAMP - (PS10017-23-6)	2	34-8133001 thru 34-8233052
-18	69015-23		HOSE	1	

When ordering, always specify Part Number, Description, and Serial Number of Aircraft

PIPER AIRCRAFT  
PA-34-220T  
AIRPLANE PARTS CATALOG

---

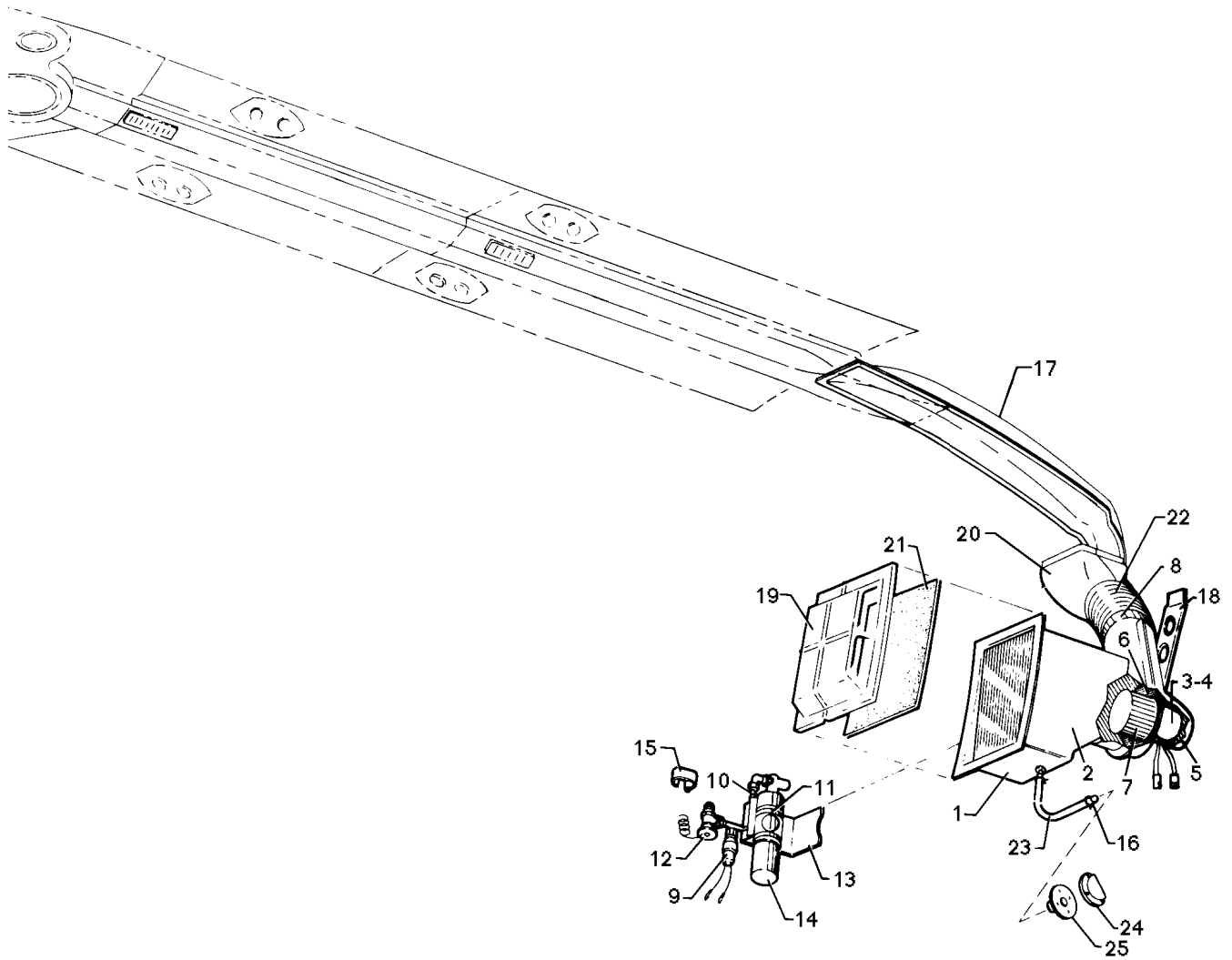


Figure 80. Air Conditioning Duct and Evaporator Installation

Reissued: November 29, 1993

**PIPER AIRCRAFT  
PA-34-220T  
AIRPLANE PARTS CATALOG**

---

CODE EXPLANATIONS FOR FIGURE 80

A - Used on 28 volt system.



# PIPER AIRCRAFT PA-34-220T AIRPLANE PARTS CATALOG

Figure and Index Number	Part Number	Code	Nomenclature	No. Req.	Serial Numbers Affected
80-	69988 79849		DRAWING - Air Conditioning Duct Installation DRAWING - Evaporator Bulkhead Assembly		
-1	99640-00 99640-07	A	EVAPORATOR ASSEMBLY - Air conditioning EVAPORATOR ASSEMBLY - Air conditioning	1 1	
-2	99640-03		* EVAPORATOR AND HOUSING ASSEMBLY - Air conditioning	1	
-3	99642-03 99642-04	A	* BLOWER ASSEMBLY - Evaporator * BLOWER ASSEMBLY - Evaporator	1 1	
-4	475 210 761 778	A	** MOTOR ASSEMBLY - Evaporator blower (89423-02) ** MOTOR ASSEMBLY - Evaporator blower (1482-22-1)	1 1	
-5	37997-02		** COVER - Evaporator blower	1	
-6	99641-00		** PLATE ASSEMBLY - Motor mounting	1	
-7	452 935		* BLOWER - (AE424-316-1-1M)	1	
-8	99633-00		* DUCT - Hose connect	1	
-9	587 941		* SWITCH ASSEMBLY - Pressure (99646-02)	1	
-10	589 688		* LINE ASSEMBLY - Evaporator inlet (37245-6-6S)	1	
-11	654 001		* CLAMP	2	
-12	99648-00		* VALVE ASSEMBLY - Evaporator expansion (492 197)	1	
-13	99650-00		* BRACKET - Receiver dehydrator	1	
-14	456 615		* RECEIVER DEHYDRATOR - (1106)	1	
-15	554 732		* CLAMP - Bulb, expansion valve (99661-00)	1	
-16	554 678		CLAMP - (PS10017-23-6)	2	
-17	79839-03		DUCT ASSEMBLY - Aft cabin bulkhead	1	
-18	99539-00		SUPPORT ASSEMBLY - Evaporator box	1	
-19	99550-02		COVER - Evaporator filter	1	
-20	79840-04		DUCT ASSEMBLY - Interconnect	1	
-21	99644-00		FILTER - Evaporator	1	
-22	63633-100		HOSE - Air conditioning	1	
-23	63913-199		HOSE - Evaporator drain	1	
-24	22482-00		SCOOP - Air conditioning	1	
-25	99609-00		VENT ASSEMBLY - Air conditioning	1	

When ordering, always specify Part Number, Description, and Serial Number of Aircraft

Revised: March 10, 2009

**PIPER AIRCRAFT  
PA-34-220T  
AIRPLANE PARTS CATALOG**

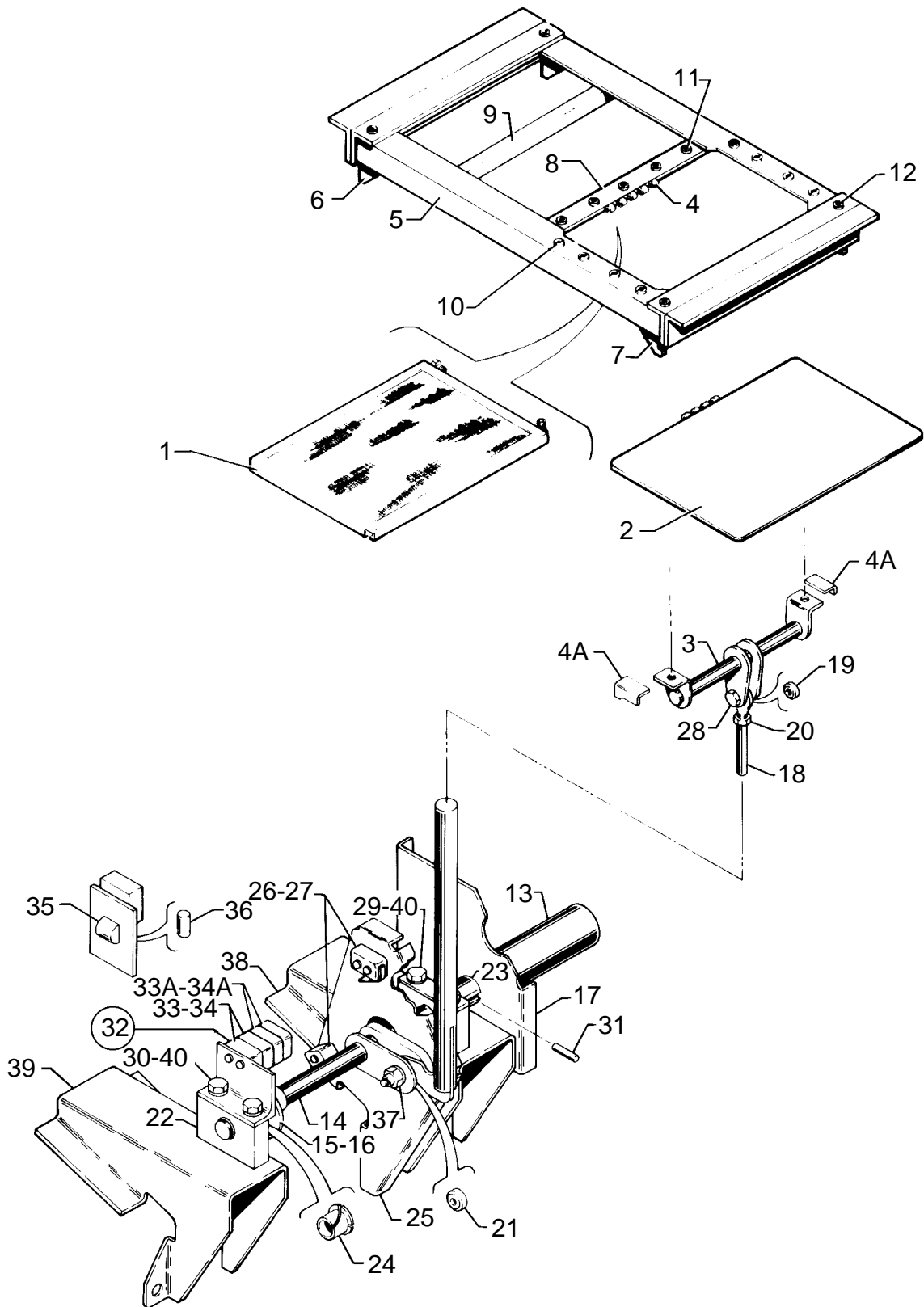


Figure 81. Air Conditioning Condenser and Scoop Installation  
(14 volt system)

**PIPER AIRCRAFT  
PA-34-220T  
AIRPLANE PARTS CATALOG**

---

CODE EXPLANATIONS FOR FIGURE 81

- A - Used on serial numbers 34-8133001 thru 34-8133228, and 34-8133230 thru 34-8433036 if Air Conditioning Condenser Door Limit Switch Improvement Kit 764 955 has not been installed.
- B - If Air Conditioning Condenser Door Limit Switch Improvement Kit 764 955 has been installed, order part for serial numbers 34-8133229, 34-8433037 and up.
- C - Used on serial numbers 34-8133229, and 34-8433037 and up.

# PIPER AIRCRAFT PA-34-220T AIRPLANE PARTS CATALOG

Figure and Index Number	Part Number	Code	Nomenclature	No. Req.	Serial Numbers Affected
81-	36810		DRAWING - Condenser Scoop Installation		
	36814		DRAWING - Condenser Installation		
	87749	A,B	DRAWING - Condenser Scoop Motor and Torque Tube Installation		
	87763	C	DRAWING - Condenser Scoop Motor and Torque Tube Installation		
-1	557 449		CONDENSER - (1250345)	1	
-2	36811-02		SCOOP ASSEMBLY - Condenser	1	
-3	36884-02		* SUPPORT ASSEMBLY - Actuator	1	
-4	36881-16		* HINGE ASSEMBLY - Condenser scoop	1	
-4a	87393-02		* BRACKET - Door, inboard	1	
	87393-03		* BRACKET - Door, outboard	1	
-5	36812-02		SUPPORT ASSEMBLY - Condenser scoop, left	1	
	36812-03		SUPPORT ASSEMBLY - Condenser scoop, right	1	
-6	36812-04		BRACKET - Condenser scoop, left rear	1	
	36812-05		BRACKET - Condenser scoop, right rear	1	
-7	36812-06		BRACKET - Condenser scoop, left forward	1	
	36812-07		BRACKET - Condenser scoop, right forward	1	
-8	36813-03		SUPPORT - Scoop	1	
-9	36860-02		BAFFLE ASSEMBLY - Condenser scoop	1	
-10	584 019		RECEPTACLE - (1142700)	8	
-11	484 293		RECEPTACLE - (1142701)	5	
-12	484 342		RECEPTACLE - (1127702)	4	
-13	691 411		MOTOR - Condenser scoop	1	
-14	87747-02	A,B	TUBE ASSEMBLY - Scoop, torque	1	
	87747-07	C	TUBE ASSEMBLY - Scoop, torque	1	
-15	87395-02	A,B	* CAM - Switch	1	
-16	87762-02	C	CAM - Switch	1	
-17	36828-03		BRACKET - Torque tube motor	1	
-18	87748-02		ROD ASSEMBLY - Scoop	1	
-19	452 334		* BEARING - (PS10020-1-6RX)	1	
-20	404 322		* NUT - (AN316-4R)	1	
-21	452 387		* BEARING - (PS10020-18-1)	1	
-22	36825-02		BLOCK - Torque tube bearing	2	
-23	36823-03		SLEEVE - Torque tube	1	
-24	452 706		BEARING - (PS10065-31)	2	
-25	87394-02	A	BRACKET ASSEMBLY - Micro switch	1	
-26	487 922	A	SWITCH - (1SE1)	2	
-27	451 848	A	ACTUATOR - (JE-6)	2	
-28	401 269		BOLT - (AN3-10A)	1	
	690 638	A,B	WASHER - (NAS1149FN332P)	1	
	690 612	C	WASHER - (NAS1149F0363P)	1	
	690 637	A,B	WASHER - (NAS1149FN316P)	3	
	690 609	C	WASHER - (NAS1149F0332P)	3	
	404 526		NUT - (MS21042-3)	1	
-29	401 274		BOLT - (AN3-15A)	4	
-30	400 446		BOLT - (AN3-16A)	2	
-31	86092-96		PIN - Torque tube	1	
-32	87751-02	A,B	SWITCH ASSEMBLY	1	
	87751-04	C	SWITCH ASSEMBLY	1	
-33	487 922		* SWITCH - (1SE1)	2	
-33a	487 922	C	* SWITCH - (1SE1)	2	
-34	451 835		* ACTUATOR - (JE-5)	2	
-34a	451 835	C	* ACTUATOR - (JE-5)	4	
-35	489 491		* TRANSISTOR - (2N4401)	1	
-36	584 249		* RESISTOR - (RC20-GF-471-J)	1	

When ordering, always specify Part Number, Description, and Serial Number of Aircraft

**PIPER AIRCRAFT  
PA-34-220T  
AIRPLANE PARTS CATALOG**

<b>Figure and Index Number</b>	<b>Part Number</b>	<b>Code</b>	<b>Nomenclature</b>	<b>No. Req.</b>	<b>Serial Numbers Affected</b>
81-37	410 047		SCREW - (MS24694S60)	1	
	690 612		WASHER - (NAS1149F0363P)	3	
	404 526		NUT - (MS21042-3)	1	
-38	36822-02		SUPPORT ASSEMBLY - Torque tube motor bracket	1	
-39	36822-03		SUPPORT ASSEMBLY - Torque tube motor bracket	1	
-40	690 612	C	WASHER - (NAS1149F0363P)	4	

When ordering, always specify Part Number, Description, and Serial Number of Aircraft

Revised: March 10, 2009

PIPER AIRCRAFT  
PA-34-220T  
AIRPLANE PARTS CATALOG

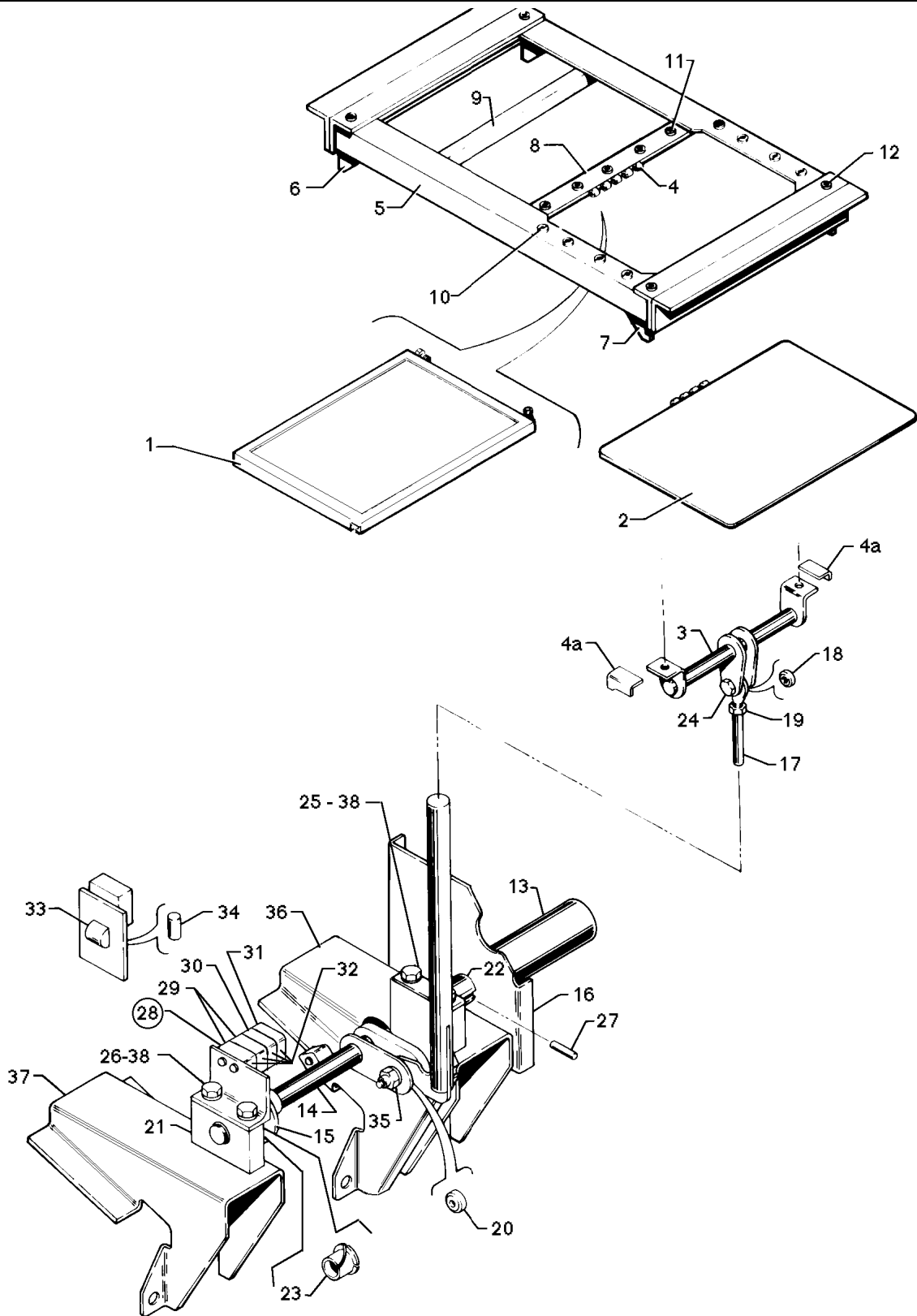


Figure 81A. Air Conditioning Condenser and Scoop Installation  
(28 volt system)

**PIPER AIRCRAFT  
PA-34-220T  
AIRPLANE PARTS CATALOG**

---

CODE EXPLANATIONS FOR FIGURE 81A

Reissued: November 29, 1993

**2E15**

# PIPER AIRCRAFT PA-34-220T AIRPLANE PARTS CATALOG

Figure and Index Number	Part Number	Code	Nomenclature	No. Req.	Serial Numbers Affected
81A-	36810		DRAWING - Condenser Scoop Installation		
	36814		DRAWING - Condenser Installation		
	87763		DRAWING - Condenser Scoop Motor and Torque Tube Installation		
-1	557 449		CONDENSER - (1250345)	1	
-2	36811-02		SCOOP ASSEMBLY - Condenser	1	
-3	36884-02		* SUPPORT ASSEMBLY - Actuator	1	
-4	36881-16		* HINGE ASSEMBLY - Condenser scoop	1	
-4a	87393-02		* BRACKET - Door, inboard	1	
	87393-03		* BRACKET - Door, outboard	1	
-5	36812-02		SUPPORT ASSEMBLY - Condenser scoop, left	1	
	36812-03		SUPPORT ASSEMBLY - Condenser scoop, right	1	
-6	36812-04		BRACKET - Condenser scoop, left rear	1	
	36812-05		BRACKET - Condenser scoop, right rear	1	
-7	36812-06		BRACKET - Condenser scoop, left forward	1	
	36812-07		BRACKET - Condenser scoop, right forward	1	
-8	36813-03		SUPPORT - Scoop	1	
-9	36860-02		BAFFLE ASSEMBLY - Condenser scoop	1	
-10	584 019		RECEPTACLE - (1142700)	8	
-11	484 293		RECEPTACLE - (1142701)	5	
-12	484 342		RECEPTACLE - (1127702)	4	
-13	691 411		MOTOR - Condenser scoop	1	
-14	87747-07		TUBE ASSEMBLY - Scoop, torque	1	
-15	87762-02		CAM - Switch	1	
-16	36828-03		BRACKET - Torque tube motor	1	
-17	87748-02		ROD ASSEMBLY - Scoop	1	
-18	452 334		* BEARING - (PS10020-1-6RX)	1	
-19	404 322		* NUT - (AN316-4R)	1	
-20	452 387		* BEARING - (PS10020-18-1)	1	
-21	36825-02		BLOCK - Torque tube bearing	2	
-22	36823-03		SLEEVE - Torque tube	1	
-23	452 706		BEARING - (PS10065-31)	2	
-24	401 269		BOLT - (AN3-10A)	1	
	690 612		WASHER - (NAS1149F0363P)	1	
	690 609		WASHER - (NAS1149F0332P)	3	
	404 526		NUT - (MS21042-3)	1	
-25	401 274		BOLT - (AN3-15A)	4	
-26	400 446		BOLT - (AN3-16A)	2	
-27	86092-96		PIN - Torque tube	1	
-28	87751-05		SWITCH ASSEMBLY	1	3448001 thru 3448004
	83332-02		SWITCH ASSEMBLY	1	3448005 and up
-29	487 922		* SWITCH - (1SE1)	2	
-30	89485-03		* SWITCH ASSEMBLY	2	3448001 thru 3448004
	487 922		* SWITCH - (1SE1)	1	3448005 and up
-31	89485-02		* SWITCH ASSEMBLY	2	3448001 thru 3448004
	487 922		* SWITCH - (1SE1)	1	3448005 and up
-32	451 835		* ACTUATOR - (JE-5)	4	
-33	489 491		* TRANSISTOR - (2N4401)	1	3448001 thru 3448004
-34	484 527		* RESISTOR - (1500 ohm, 1/2 watt, 10%)	1	3448001 thru 3448004
-35	410 047		SCREW - (MS24694S60)	1	
	690 612		WASHER - (NAS1149F0363P)	3	
	404 526		NUT - (MS21042-3)	1	
-36	36822-02		SUPPORT ASSEMBLY - Torque tube motor bracket	1	
-37	36822-03		SUPPORT ASSEMBLY - Torque tube motor bracket	1	
-38	690 612		WASHER - (NAS1149F0363P)	4	

When ordering, always specify Part Number, Description, and Serial Number of Aircraft



**PIPER AIRCRAFT  
PA-34-220T  
AIRPLANE PARTS CATALOG**

---

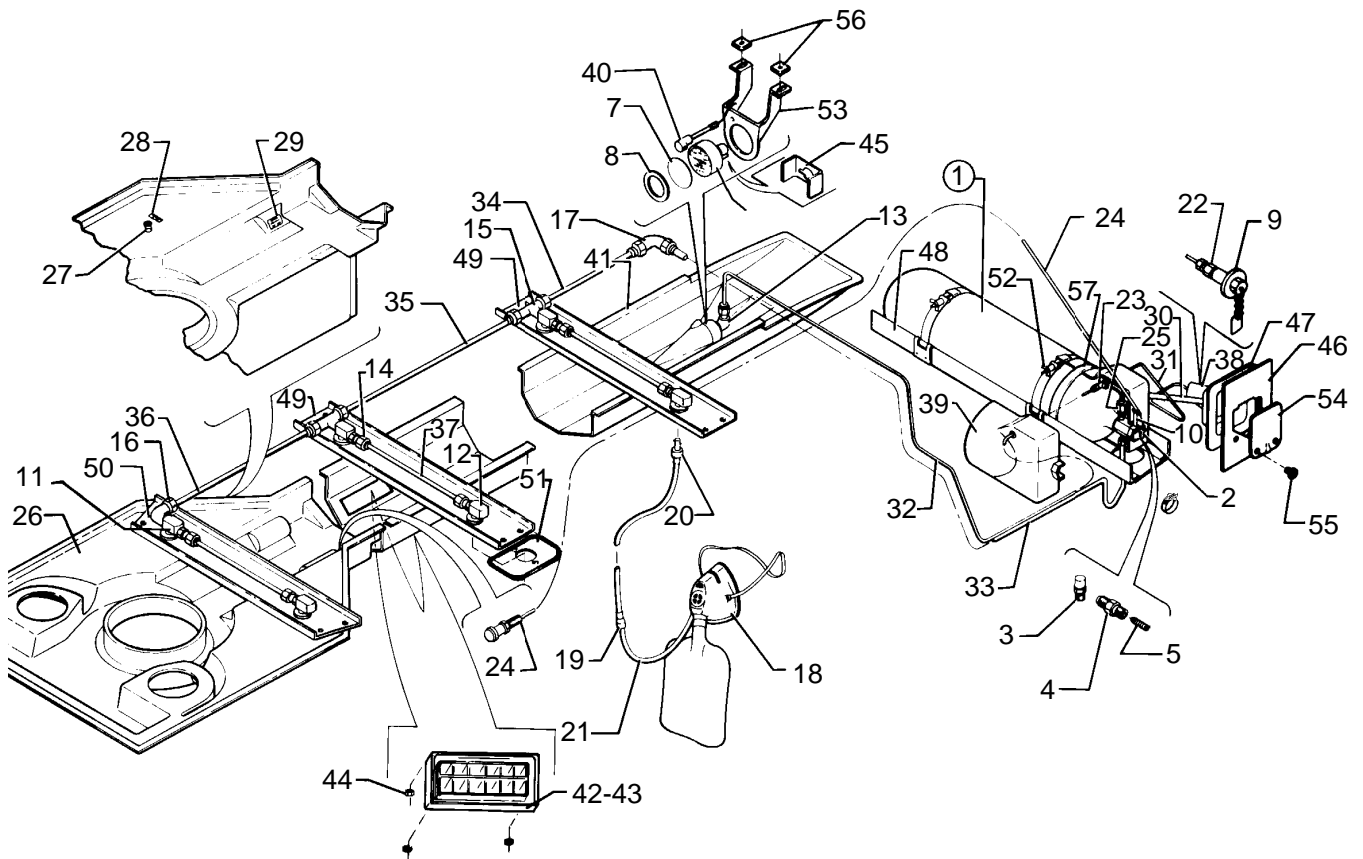


Figure 82. Oxygen System Installation (Fixed)  
(See Code A)

Reissued: November 29, 1993

**PIPER AIRCRAFT  
PA-34-220T  
AIRPLANE PARTS CATALOG**

---

CODE EXPLANATIONS FOR FIGURE 82

A - Used on serial numbers 34-8133001 thru 34-8333129, 34-8433003 thru 34-8433009, 34-8433011, 34-8433014 thru 34-8433024.

# PIPER AIRCRAFT PA-34-220T AIRPLANE PARTS CATALOG

Figure and Index Number	Part Number	Code	Nomenclature	No. Req.	Serial Numbers Affected
82-	36960		DRAWING - Oxygen System Installation		
-1	763 312		CYLINDER AND REGULATOR ASSEMBLY - (800112-21)	1	
-2	762 584		* REGULATOR ASSEMBLY - Oxygen (800114-03)	1	
-3	756 507		** RELIEF VALVE-Regulator assembly (5043-14)	1	
-4	756 505		** VALVE ASSEMBLY - Charging (800216)	1	
-5	753 947		*** CORE - Valve assembly (57524)	1	
-6	751 896		GAUGE ASSEMBLY - Oxygen (includes mounting bracket) (800435)	1	
-7	752 355		* LENS - Oxygen gauge (13753)	1	
-8	753 433		* BEZEL - Oxygen gauge (8808-1)	1	
-9	756 504		VALVE ASSEMBLY - Recharge (26875-63)	1	
-10	753 437		BRACKET ASSEMBLY - Control cable (800356)	1	
-11	752 610		OUTLET ASSEMBLY - Right (23599-12)	3	
-12	752 609		OUTLET ASSEMBLY - Left (23599-11)	3	
-13	754 798		ELBOW - High pressure (33521-403)	1	
-14	753 944		CONNECTOR - Low pressure (33529-009)	6	
-15	756 301		TEE - Low pressure (33529-805)	2	
-16	754 761		ELBOW - Low pressure (33529-106)	1	
-17	754 762		ELBOW - Low pressure (33529-704)	1	
-18	474 124		MASK ASSEMBLY - Oxygen, sky mask (passenger) (28314-11)	4	
	474 122		MASK ASSEMBLY - Oxygen, duo-seal mask (crew) (28312-11)	1	
	761 744		MASK ASSEMBLY - Oxygen, duo-seal mask with microphone (crew) (28316-11)	1	
-19	755 122		* FLOW - Indicator (8540)	1	
-20	753 939		* COUPLING - Oxygen plug-in (8570-00)	1	
-21	754 928		* TUBING - Plastic, oxygen mask (5' length)	1	
-22	763 310		CONNECTOR - Female (33525-202)	1	
-23	762 023		TEE - (1/8" dia.) (33521-002)	1	
-24	753 938		CABLE - Push-pull control (800177-00)	1	
-25	762 024		TUBE ASSEMBLY - High pressure (800214-06)	1	
-26	87226-04		PANEL ASSEMBLY - Overhead (without speaker hole)	1	
	87226-05		PANEL ASSEMBLY - Overhead (with speaker hole)	1	
-27	36965-02		SWITCH ASSEMBLY - Oxygen gauge light	1	
-28	35669-137		PLACARD - Oxygen gauge light	1	
-29	35669-157		PLACARD - Oxygen	1	
-30	36960-10		TUBE - Vent	1	
-31	36960-13		TUBE - High pressure	1	
-32	36960-21		TUBE - High pressure	1	
-33	36960-11		TUBE - Low pressure	1	
-34	36960-09		TUBE - Low pressure	1	
-35	36960-08		TUBE - Low pressure	1	
-36	36960-07		TUBE - Low pressure	1	
-37	36960-06		TUBE - Low pressure	3	
-38	36959-02		SHROUD ASSEMBLY - Charging valve	1	
-39	36962-02		SHROUD ASSEMBLY - Oxygen bottle, aft	1	
	36962-03		SHROUD ASSEMBLY - Oxygen bottle, forward	1	
-40	572 514		LIGHT - Bolt (5952-8ND-CW-12) (Glar-Ban)	1	
-41	69991-07		DUCT ASSEMBLY - Oxygen gauge	1	
-42	473 195		* LOUVER - (441AHS)	2	
-43	461 391		* FRAME - (655A)	2	
-44	406 424		* NUT - (C-2733-040-4)	8	

When ordering, always specify Part Number, Description, and Serial Number of Aircraft

Revised: March 10, 2009

**PIPER AIRCRAFT  
PA-34-220T  
AIRPLANE PARTS CATALOG**

<b>Figure and Index Number</b>	<b>Part Number</b>	<b>Code</b>	<b>Nomenclature</b>	<b>No. Req.</b>	<b>Serial Numbers Affected</b>
82 -45	62833-131		SHIM - Oxygen gauge	1	
-46	36957-05		DOUBLER - Access, oxygen recharge	1	
-47	36957-06		DISH ASSEMBLY - Access, oxygen recharge	1	
-48	36956-02		SHELF ASSEMBLY - Oxygen bottle	1	
-49	36951-02		CHANNEL - Outlet	2	
-50	36950-02		CHANNEL - Outlet, overhead panel	1	
-51	452 813		BEZEL - Oxygen outlet (A320)	4	
-52	654 117		CLAMP-(C31123C-62-750-S1)	2	
-53	39789-02		BRACKET - Gauge mount	1	
-54	36957-04		DOOR ASSEMBLY - Access, oxygen recharge	1	
-55	487 573		* STUD - (1126000-2)	2	
	494 060		* LOCKWASHER - (1127700)	2	
-56	39789-06		SHIM - Gauge mount	2	
-57	654 119		CLAMP - (SAE TY F-116)	1	

When ordering, always specify Part Number, Description, and Serial Number of Aircraft

Revised: March 10, 2008

**PIPER AIRCRAFT  
PA-34-220T  
AIRPLANE PARTS CATALOG**

---

THIS PAGE INTENTIONALLY LEFT BLANK

**PIPER AIRCRAFT  
PA-34-220T  
AIRPLANE PARTS CATALOG**

---

THIS PAGE INTENTIONALLY LEFT BLANK

**PIPER AIRCRAFT  
PA-34-220T  
AIRPLANE PARTS CATALOG**

---

THIS PAGE INTENTIONALLY LEFT BLANK

**PIPER AIRCRAFT  
PA-34-220T  
AIRPLANE PARTS CATALOG**

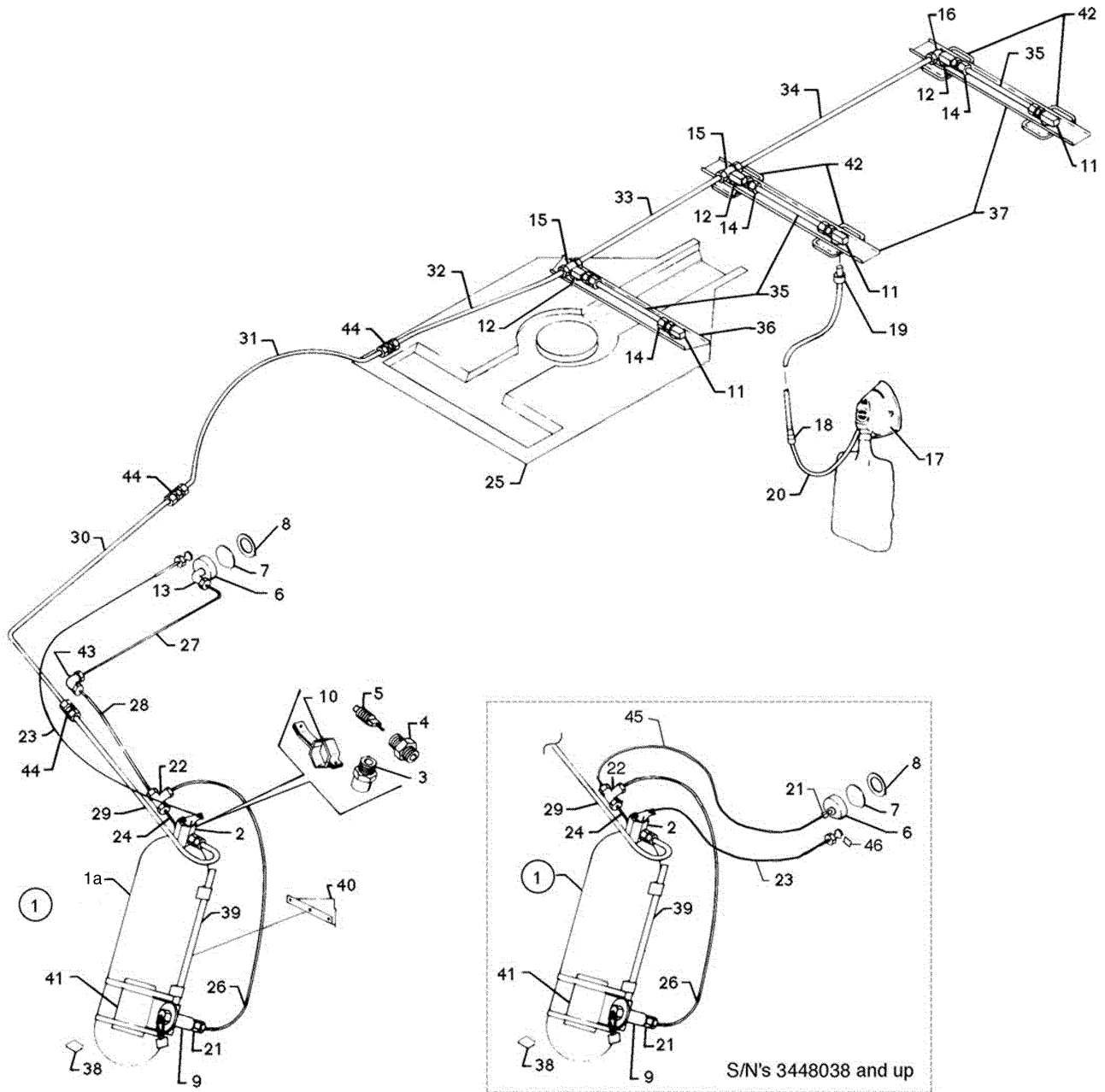


Figure 82A. Oxygen System Installation  
(See Code A)

Revised: March 10, 2009



**PIPER AIRCRAFT  
PA-34-220T  
AIRPLANE PARTS CATALOG**

---

CODE EXPLANATIONS FOR FIGURE 82A

- A - Used on serial numbers 34-8433001, 34-8433002, 34-8433010, 34-8433012, 34-8433013, 34-8433025 and up, and 3448001 and up.
- B - Number required is two for serial numbers 3448038 and up.

# PIPER AIRCRAFT PA-34-220T AIRPLANE PARTS CATALOG

Figure and Index Number	Part Number	Code	Nomenclature	No. Req.	Serial Numbers Affected
82A-	87441		DRAWING - Oxygen System Installation		
-1	470 619		OXYGEN KIT - (36964-03)	1	
-1A	763 312		* CYLINDER AND REGULATOR ASSEMBLY - (800112-21)	1	
-2	762 584		** REGULATOR ASSEMBLY - Oxygen (800114-03)	1	
-3	756 507		*** RELIEF VALVE - Regulator assembly (5043-14)	1	
-4	756 505		*** VALVE ASSEMBLY - Charging (800216)	1	
-5	753 947		**** CORE - Valve assembly (57524)	1	
-6	755 101		* GAUGE ASSEMBLY - Oxygen (includes mounting bracket) (800435-01)	1	
-7	752 355		** LENS - Oxygen gauge (13753)	1	
-8	758 558		** BEZEL - Oxygen gauge (802818-01)	1	
-9	756 504		* VALVE ASSEMBLY - Recharge (26875-63)	1	
-10	753 437		* BRACKET ASSEMBLY - Control cable (800356-00)	1	
-11	752 609		* OUTLET ASSEMBLY - Oxygen, left (23599-11)	3	
-12	752 610		* OUTLET ASSEMBLY - Oxygen, right (23599-12)	3	
-13	754 798		* ELBOW - High pressure (33521-403)	1	
-14	753 944		* CONNECTOR - Low pressure (33529-009)	6	
-15	756 301		* TEE - Low pressure (33529-805)	2	
-16	754 761		* ELBOW - Low pressure (33529-106)	1	
-17	474 124		* MASK ASSEMBLY - Oxygen, sky mask (passenger) (28314-11)	5	
	761 744		* MASK ASSEMBLY - Oxygen, duo-seal mask with microphone (crew) (28316-11)	1	
-18	755 122		** FLOW - Indicator (8540)	1	
-19	753 939		** COUPLING - Oxygen plug-in (8570-00)	1	
-20	753 047		** TUBING - Plastic, oxygen mask (5' length)	1	
-21	763 310	B	* CONNECTOR - Female (33525-202)	1	
-22	762 023		* TEE - (1/8" diameter) (33521-002)	1	
-23	753 938		* CABLE - Push-pull control (800177-00)	1	
-24	762 024		* TUBE ASSEMBLY - High pressure (800214-06)	1	
-25	87226-13		PANEL ASSEMBLY - Overhead (without speaker hole)	1	
	87226-14		PANEL ASSEMBLY - Overhead (with speaker hole)	1	
-26	86238-150		TUBE - High pressure, recharge valve to tee	1	
-27	86238-147		TUBE - High pressure	1	
-28	86238-149		TUBE - High pressure	1	
-29	86238-146		TUBE - Low pressure	1	
-30	86238-145		TUBE - Low pressure	1	
-31	86238-144		TUBE - Low pressure	1	
-32	86238-143		TUBE - Low pressure	1	
-33	36960-07		TUBE - Low pressure	1	
-34	36960-08		TUBE - Low pressure	1	
-35	36960-06		TUBE - Low pressure	3	
-36	36950-02		CHANNEL - Outlet, overhead panel	1	
-37	36951-02		CHANNEL - Outlet	2	
-38	87369-42		PLACARD - Oxygen cylinder installation	1	
-39	87435-02		SHELF ASSEMBLY - Oxygen tank support	1	
-40	87437-02		BRACKET - Oxygen tank shelf support	1	
-41	87761-02		SUPPORT - Oxygen filler line	1	
-42	452 813		BEZEL - Oxygen outlet (A320)	4	
-43	559 067		ELBOW - (74011-042)	1	
-44	491 164		UNION - (74011-02)	3	
-45	86238-152		TUBE - High pressure	1	3448038 and up
-46	84967-155		PLACARD - Oxygen Pull On	1	3448038 and up

When ordering, always specify Part Number, Description, and Serial Number of Aircraft

PIPER AIRCRAFT  
PA-34-220T  
AIRPLANE PARTS CATALOG

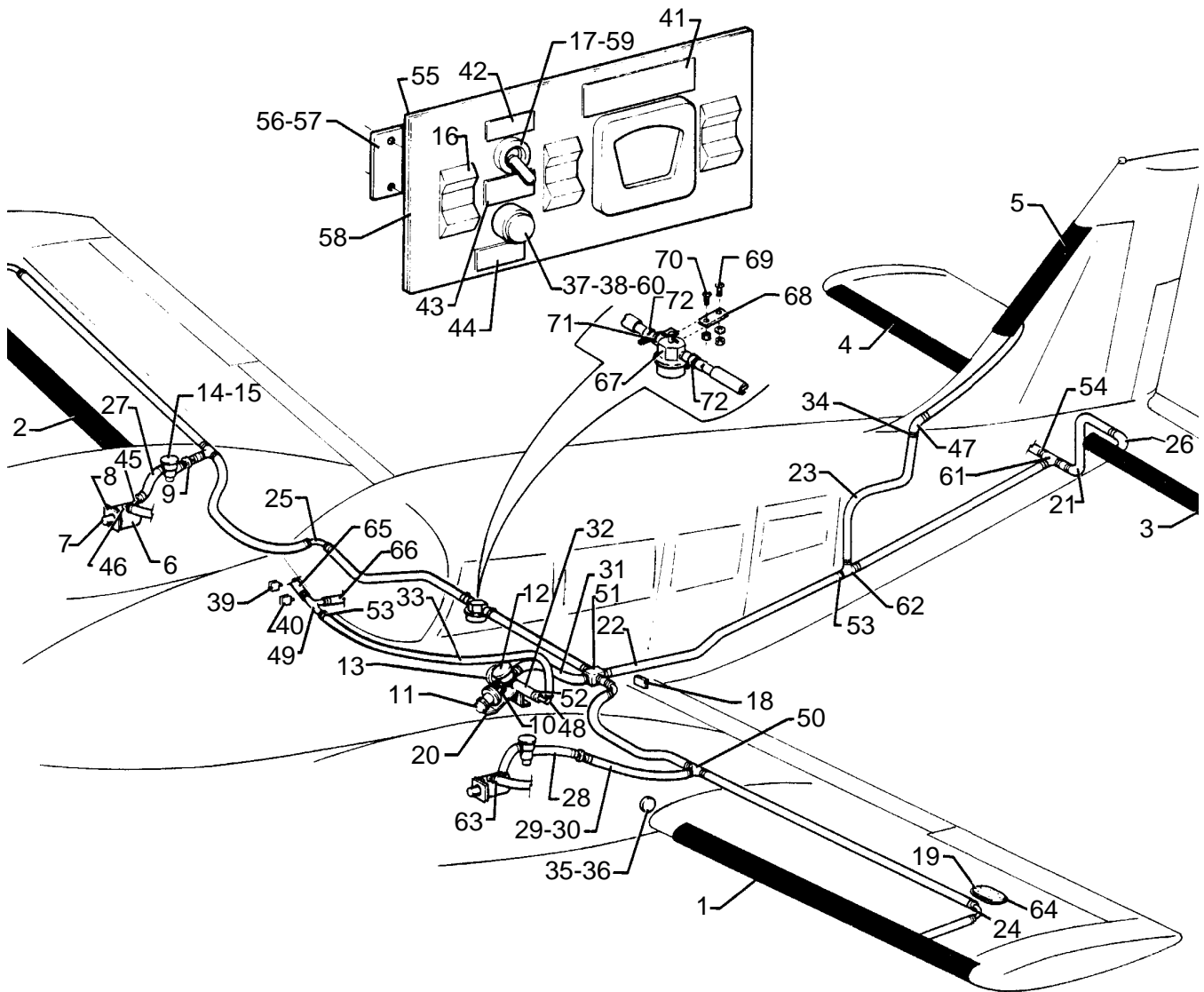


Figure 83. Pneumatic Deicer Installation  
(14 volt system)

Reissued: November 29, 1993

**PIPER AIRCRAFT  
PA-34-220T  
AIRPLANE PARTS CATALOG**

---

CODE EXPLANATIONS FOR FIGURE 83

- A - See figure 90 or 91 if electric deicer is installed.
- B - Also used on serial numbers 34-8133001 thru 34-8133249 if Ice Protection System Modification Kit 764 222 has been installed per Service Bulletin 718A.
- C - Reference Piper Service Bulletin #988, - latest revision.

# PIPER AIRCRAFT PA-34-220T AIRPLANE PARTS CATALOG

Figure and Index Number	Part Number	Code	Nomenclature	No. Req.	Serial Numbers Affected
83-	37700 87291		DRAWING - Ice Protection System Installation DRAWING - Wing Ice Light and Stall Warning Heat		
-1	553 604		DEICER - Wing, left (25S-7D5036-07)	1	
-2	553 603		DEICER - Wing, right (25S-7D5036-08)	1	
-3	456 427		DEICER - Horizontal stabilizer, left (25S-7D5036-03)	1	
-4	456 428		DEICER - Horizontal stabilizer, right (25S-7D5036-04)	1	
-5	456 429		DEICER - Vertical fin (25S-7D5036-05)	1	
-6	26749-09		PUMP - Pressure (441CC-7) left (481 777)	1	
	26749-10		PUMP - Pressure (442CW-6) right (481 778)	1	
-7	757 865		* COUPLING ASSEMBLY KIT - Vacuum pump drive (No. 352)	1	
-8	751 859		* GASKET - Pump mounting (B3-1-2)	1	
-9	492 299		VALVE - Check (1H37-1)	2	
-10	491 974	C	VALVE - Deicer deflate (1H44-20)	1	
-11	762 249		* SOLENOID - (1E15-7)	1	
-12	762 448	C	* SWITCH - (F7-7-3)	1	
-13	762 449		* SWITCH - (F7-7-1)	1	
-14	491 966		VALVE - Control (1H43-20)	2	
-15	762 249		* SOLENOID - (1E15-7)	1	
-16	588 065		SWITCH - Surface deice (99377-35)	1	
-17	587 923		SWITCH - Ice inspection light (PS10095-1)	1	
-18	475 175		TIME MODULE - Deicer (3D2498-02)	1	
-19	62109-00		COVER - Wing deice access	2	
-20	39620-02		BRACKET ASSEMBLY - Deicer	1	
-21	95153-156		TUBE	2	
-22	589 664		TUBE - 1/2" I.D.	AR	
-23	589 665		TUBE - 3/8" I.D.	AR	
-24	95153-159		TUBE	3	
-25	86238-140		TUBE	2	
-26	63913-01		HOSE	2	
-27	69015-24		HOSE	2	
-28	69015-25		HOSE	2	
-29	69015-26		HOSE - Left	1	
-30	69015-27		HOSE - Right	1	
-31	69015-28		HOSE	1	
-32	69015-29		HOSE	1	
-33	69015-30		HOSE	1	
-34	690 672		WASHER - (NAS1149D0963H)	2	
	477 620		NUT - (AS5178D06)	1	
-35	472 900		LIGHT ASSEMBLY - Ice inspection (3D2554-01), less lamp	1	
-36	472 172		* LAMP	1	
-37	472 054		LAMP - (PS10008-330)	1	
-38	472 901		LIGHT - Indicator (MS25041-3)	1	
-39	454 715		CIRCUIT BREAKER - (PS50120-2-3) 10 amp	1	
-40	454 714		CIRCUIT BREAKER - (PS50120-2-1) 5 amp	1	
-41	69669-02		PLACARD - Not approved for flight in icing conditions	1	
-42	582 362		PLACARD - "ON" (2D1294-1)	1	
-43	582 363		PLACARD - Wing ice light (2D1294-2)	1	
-44	582 364		PLACARD - Wing, tail deicers (2D1294-3)	1	
-45	558 925		ELBOW - (1K1-8-12)	2	
-46	558 923		ELBOW - (1K1-8-10)	1	
-47	558 840		ELBOW - (AN846-6D)	1	
-48	86238-108		TUBE ASSY	1	
-49	87378-03		TEE	1	
-50	588 523		TEE - (1K30-8-8-10)	2	

When ordering, always specify Part Number, Description, and Serial Number of Aircraft

Revised: March 10, 2009

# PIPER AIRCRAFT PA-34-220T AIRPLANE PARTS CATALOG

Figure and Index Number	Part Number	Code	Nomenclature	No. Req.	Serial Numbers Affected
83-51	455 404		CROSS - (1K38-10-8-8-8)	1	
-52	554 575		CLAMP	3	
-53	554 678		CLAMP	39	
-54	554 664		CLAMP	10	
-55	37704-19		PANEL - Ice protection system control	1	
-56	66713-00		PLATE - Switch Cover	1	
-57	66713-00	A	PLATE - Switch Cover	1	
-58	37704-18	A	COVER - Panel assembly	1	
-59	453 691		BUTTON - Plug (SS48151)	1	
-60	453 709		BUTTON - Plug (SS48152)	1	
-61	37715-00		TEE	1	
-62	37716-00		TEE	1	
-63	554 639		CLAMP	4	
-64	35362-00		DOUBLER - Wing access cover	2	
-65	69015-66		HOSE	1	
-66	63913-52		HOSE	1	
-67	491 800		VALVE - Pressure relief (2H30-27)	1	
-68	87755-02	B	STANDOFF - Valve	1	34-8133250 and up
-69	411 532	B	SCREW - (MS35207-263)	1	34-8133250 and up
	690 612	B	WASHER - (NAS1149F0363P)	1	34-8133250 and up
	404 526	B	NUT - (MS21042-3)	1	34-8133250 and up
-70	411 532	B	SCREW - (MS35207-263)	1	34-8133250 and up
	404 526	B	NUT - (MS21042-3)	1	34-8133250 and up
-71	454 935	B	CLAMP - (PS10017-2-10)	1	34-8133250 and up
-72	554 575	B	CLAMP	2	34-8133250 and up

When ordering, always specify Part Number, Description, and Serial Number of Aircraft

PIPER AIRCRAFT  
PA-34-220T  
AIRPLANE PARTS CATALOG

SEE FIGURE 85D FOR  
ICE PROTECTION CONTROLS  
ON SERIAL NUMBERS  
3448038 AND UP.

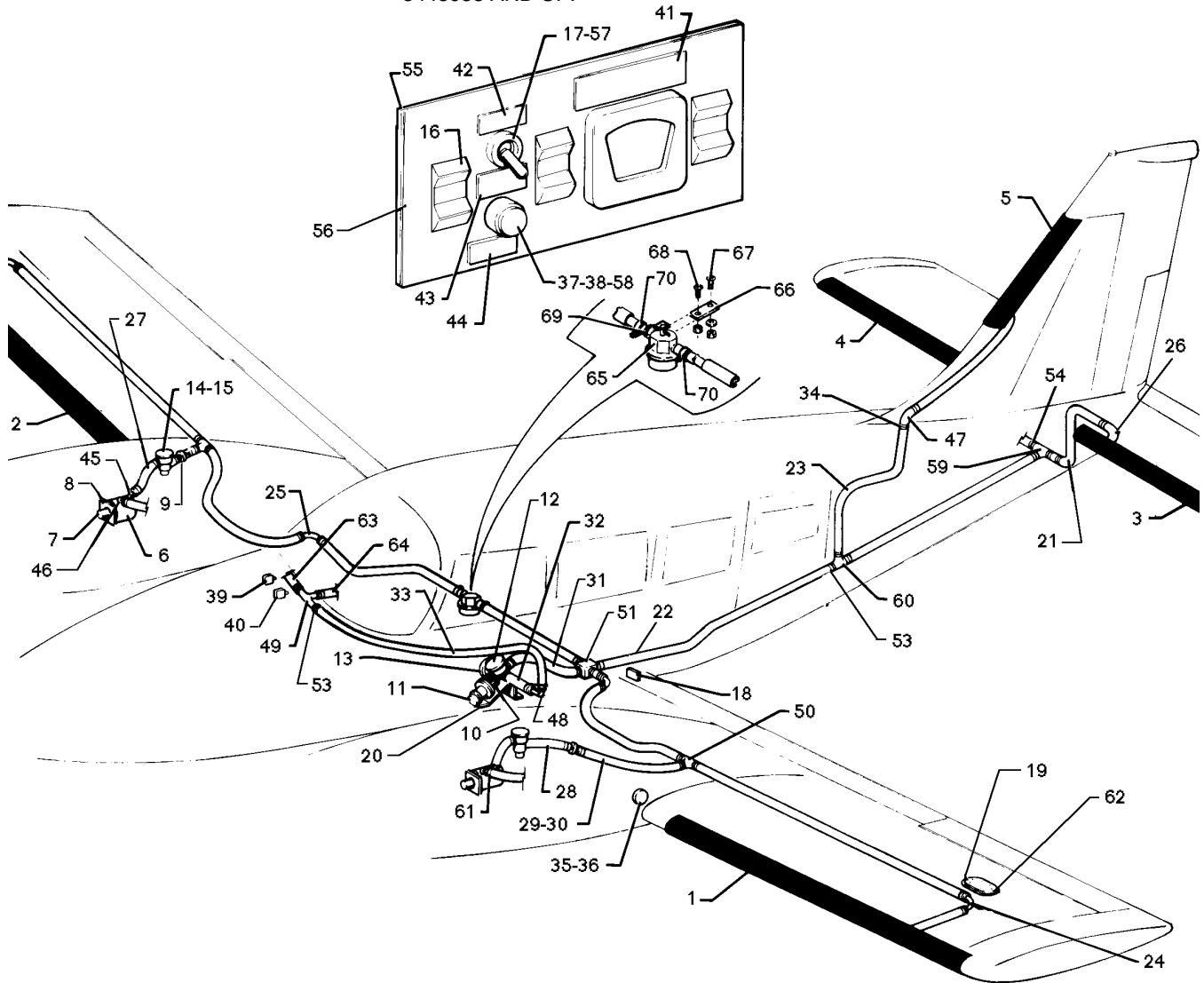


Figure 83A. Pneumatic Deicer Installation  
(28 volt system)

Reissued: November 29, 1993

**PIPER AIRCRAFT  
PA-34-220T  
AIRPLANE PARTS CATALOG**

---

CODE EXPLANATIONS FOR FIGURE 83A

A - See figure 90 or 91 if electric deicer is installed.



**PIPER AIRCRAFT  
PA-34-220T  
AIRPLANE PARTS CATALOG**

Figure and Index Number	Part Number	Code	Nomenclature	No. Req.	Serial Numbers Affected
83A-	37700 87291		DRAWING - Ice Protection System Installation DRAWING - Wing Ice Light and Stall Warning Heat		
-1	553 604		DEICER - Wing, left (25S-7D5036-07)	1	
-2	553 603		DEICER - Wing, right (25S-7D5036-08)	1	
-3	456 427		DEICER - Horizontal stabilizer, left (25S-7D5036-03)	1	
-4	456 428		DEICER - Horizontal stabilizer, right (25S-7D5036-04)	1	
-5	456 429		DEICER - Vertical fin (25S-7D5036-05)	1	
-6	26749-09		PUMP - Pressure (441CC-7) left (481 777)	1	
	26749-10		PUMP - Pressure (442CW-6) right (481 778)	1	
-7	757 865		* COUPLING ASSEMBLY KIT - Vacuum pump drive (No. 352)	1	
-8	751 859		* GASKET - Pump mounting (B3-1-2)	1	
-9	492 299		VALVE - Check (1H37-1)	2	
-10	689 932		VALVE - Deicer deflate (1H44-21)	1	
-11	765 491		* SOLENOID - (1E15-6)	1	
-12	762 448		* SWITCH - (F7-7-3)	1	
-13	762 449		* SWITCH - (F7-7-1)	1	
-14	689 931		VALVE - Control (1H43-21)	2	
-15	765 491		* SOLENOID - (1E15-6)	1	
-16	688 297		SWITCH - (8941K701)	1	
	653 529		CAP - Switch (84622-36)	1	
	472 200		LAMP - (PS10008-85)	2	
-17	587 923		SWITCH - Ice inspection light (PS10095-1)	1	
-18	689 933		TIME MODULE - Deicer (3D2495-02)	1	
-19	62109-00		COVER - Wing deice access	2	
-20	39620-02		BRACKET ASSEMBLY - Deicer	1	
-21	95153-156		TUBE	2	
-22	589 664		TUBE - 1/2" I.D.	AR	
-23	589 665		TUBE - 3/8" I.D.	AR	
-24	95153-159		TUBE	3	
-25	86238-140		TUBE	2	
-26	63913-01		HOSE	2	
-27	69015-24		HOSE	2	
-28	69015-25		HOSE	2	
-29	69015-26		HOSE - Left	1	
-30	69015-27		HOSE - Right	1	
-31	69015-28		HOSE	1	
-32	69015-29		HOSE	1	
-33	69015-30		HOSE	1	
-34	690 672		WASHER - (NAS1149D0963H)	2	
	477 620		NUT - (AS5178D06)	1	
-35	472 900		LIGHT ASSEMBLY - Ice inspection (3D2554-01), less lamp	1	
-36	472 125		LAMP - (PS10008-1385)	1	
-37	472 028		LAMP - (PS10008-327)	1	
-38	472 901		LIGHT - Indicator (MS25041-3)	1	
-39	454 732		CIRCUIT BREAKER - (PS50120-4-73) 10 amp	1	
-40	454 738		CIRCUIT BREAKER - (PS50120-4-71) 5 amp	1	
-41	69669-02		PLACARD - Not approved for flight in icing conditions	1	
-42	582 362		PLACARD - "ON" (2D1294-1)	1	
-43	582 363		PLACARD - Wing ice light (2D1294-2)	1	
-44	582 364		PLACARD - Wing, tail deicers (2D1294-3)	1	
-45	558 925		ELBOW - (1K1-8-12)	2	
-46	558 923		ELBOW - (1K1-8-10)	1	
-47	558 840		ELBOW - (AN846-6D)	1	
-48	86238-108		TUBE ASSY	1	
-49	87378-03		TEE	1	

When ordering, always specify Part Number, Description, and Serial Number of Aircraft

Revised: March 10, 2009

**PIPER AIRCRAFT  
PA-34-220T  
AIRPLANE PARTS CATALOG**

Figure and Index Number	Part Number	Code	Nomenclature	No. Req.	Serial Numbers Affected
83A-50	588 523		TEE - (1K30-8-8-10)	2	
-51	455 404		CROSS - (1K38-10-8-8-8)	1	
-52	554 575		CLAMP	3	
-53	554 678		CLAMP	39	
-54	554 664		CLAMP	10	
-55	37704-21		PANEL - Ice protection system control	1	
-56	37704-18	A	COVER - Panel assembly	1	
-57	453 691		BUTTON - Plug (SS48151)	1	
-58	453 709		BUTTON - Plug (SS48152)	1	
-59	37715-00		TEE	1	
-60	37716-00		TEE	1	
-61	554 639		CLAMP	4	
-62	35362-00		DOUBLER - Wing access cover	2	
-63	69015-66		HOSE	1	
-64	63913-52		HOSE	1	
-65	491 800		VALVE - Pressure relief (2H30-27)	1	
-66	87755-02		STANDOFF - Valve	1	
-67	411 532		SCREW - (MS35207-263)	1	
	690 612		WASHER - (NAS1149F0363P)	1	
	404 526		NUT - (MS21042-3)	1	
-68	411 532		SCREW - (MS35207-263)	1	
	404 526		NUT - (MS21042-3)	1	
-69	454 935		CLAMP - (PS10017-2-10)	1	
-70	554 575		CLAMP	2	

When ordering, always specify Part Number, Description, and Serial Number of Aircraft

Revised: March 10, 2009

PIPER AIRCRAFT  
PA-34-220T  
AIRPLANE PARTS CATALOG

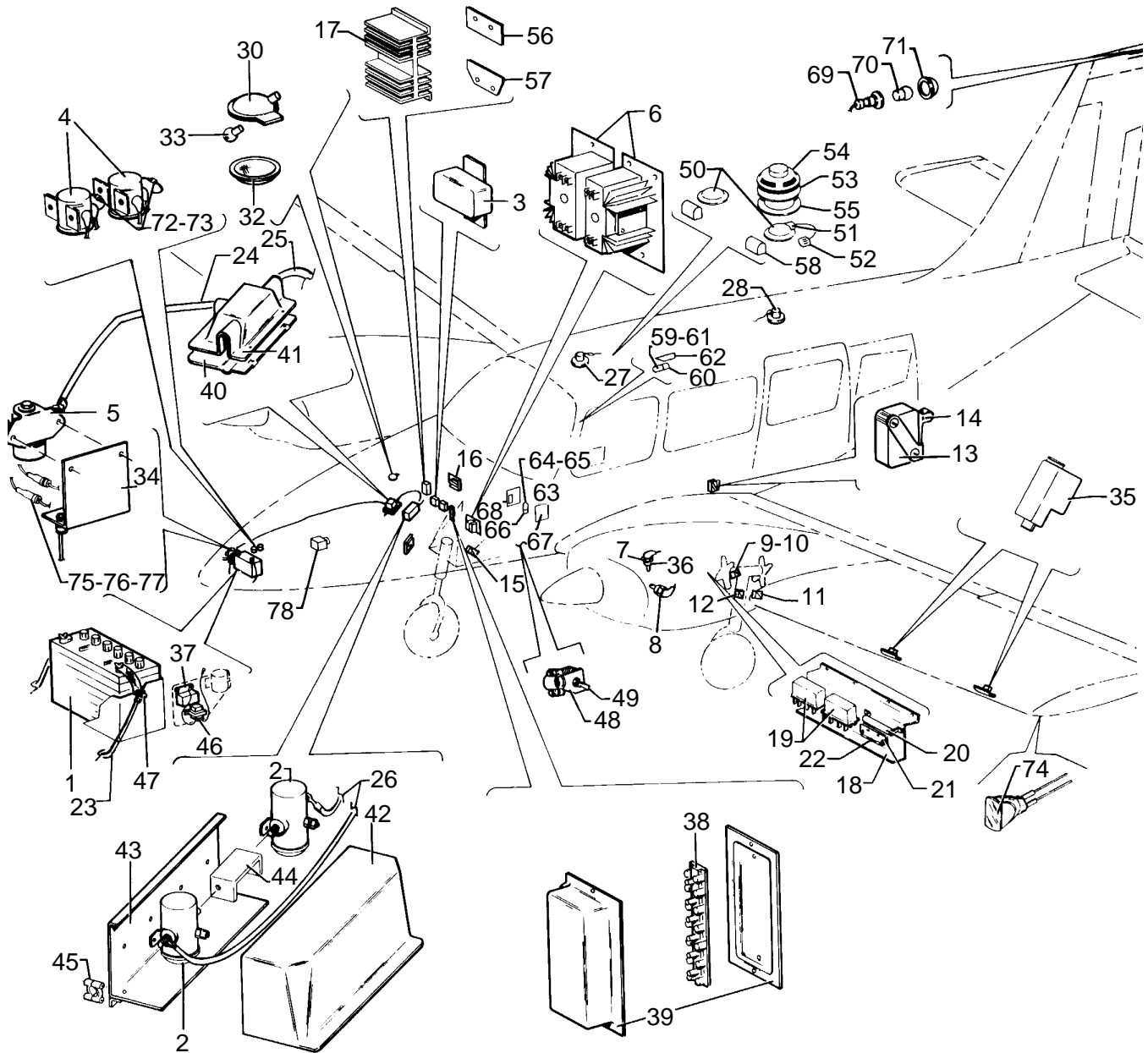


Figure 84. Electrical System Installation  
(14 volt system)

Reissued: November 29, 1993

**PIPER AIRCRAFT  
PA-34-220T  
AIRPLANE PARTS CATALOG**

---

CODE EXPLANATIONS FOR FIGURE 84

- A - Used if optional engine primer system is installed.
- B - Used on aircraft that comply with United Kingdom requirements.
- C - Determine light assembly color before ordering. If existing light assemblies are red, order two p/n 572 582. If existing light assemblies are blue order quantity as desired. Do not intermix red and blue lights in aircraft.
- D - Used if wing recognition lights are installed.
- E - Used if Radio Master Relay Retrofit Kit 764 918 has not been installed.
- F - Also used on serial numbers 34-8133001 thru 34-8233215 if Radio Master Relay Retrofit Kit 764 918 has been installed per Service Bulletin 758.
- G - Reference Piper Service Bulletin #836, - latest revision.

# PIPER AIRCRAFT PA-34-220T AIRPLANE PARTS CATALOG

Figure and Index Number	Part Number	Code	Nomenclature	No. Req.	Serial Numbers Affected
84-	39603		DRAWING - Electrical System Installation		
	37874		DRAWING - Courtesy Lights Installation		
	87291		DRAWING - Wing Ice Light and Stall Warning Heat		
	36549		DRAWING - Baggage Compartment Light Installation		
	87506		DRAWING - Baggage Door Annunciator Light Installation		34-8333001 and up
-1	450 035	G	BATTERY - (PS50133)	1	
-2	99130-02		SOLENOID - Starter (487 169)	2	
-3	450 397		RELAY - Overvoltage (PS50034-1)	2	
-4	484 373		RELAY - Landing gear power (PS50053-5-2))	2	
-5	455 151		RELAY - Power (6041H105)	1	
-6	550 393		REGULATOR - Voltage (B-00288-1)	2	
-7	550 487		SENDER - Oil temperature gauge (362-EW)	2	
-8	553 673		SENDER - Cylinder head temperature	2	
-9	67411-02		SWITCH ASSEMBLY - Down limit, main gear, left	1	
	67411-04		SWITCH ASSEMBLY - Down limit, main gear, right	1	
-10	36742-15		SWITCH ASSEMBLY - Ground operation fan, right	1	
-11	36742-15		SWITCH ASSEMBLY - Up limit, main gear, left	1	
	36742-14		SWITCH ASSEMBLY - Up limit, main gear, right	1	
-12	36742-13		SWITCH ASSEMBLY - Squat and stall warning prevention, main gear, left	2	
-13	487 925		SWITCH - Stall warning horn (V3-1)	1	
-14	451 841		ACTUATOR - Stall warning switch (JV-5)	1	
-15	36742-15		SWITCH ASSEMBLY - Up limit, nose gear	1	
-16	36742-13		SWITCH ASSEMBLY - Down limit, nose gear	1	
-17	37409-03		DIODE AND COOLER ASSEMBLY	1	
-18	37753-00		CONTROL ASSEMBLY - Auxiliary fuel	2	
	37753-02	A	CONTROL ASSEMBLY - Auxiliary fuel	2	
-19	484 209		* RELAY ASSEMBLY - (PS50053-2-2)	2	
-20	484 522		* RESISTOR - (VP-50-KA)	1	
-21	38255-02	A	* BLOCK ASSEMBLY	1	
-22	67487-02	A	* DIODE ASSEMBLY	1	
-23	79653-149	G	WIRE ASSEMBLY - Positive (23.0") copper	1	
	79653-148		WIRE ASSEMBLY - Ground (73.3") copper	1	
-24	95270-82		WIRE ASSEMBLY - Power relay to electrical buss (51.5")	1	
-25	95270-11		WIRE ASSEMBLY - Electrical buss to starter solenoid (10.0")	1	
-26	78140-190	G	WIRE ASSEMBLY - Starter solenoid to starter, left (147.0")	1	
	78140-191	G	WIRE ASSEMBLY - Starter solenoid to starter, right (132.0")	1	
-27	37871-05		LIGHT ASSEMBLY - Courtesy, forward	1	
-28	37871-04		LIGHT ASSEMBLY - Courtesy, aft	1	
-29	-----				
-30	572 646		LIGHT ASSEMBLY - Baggage compartment, with switch (01-0770339-03)	1	
-31	-----				
-32	12715-00		LENS - Forward baggage light	1	
-33	472 034		LAMP - Baggage light	1	
-34	62279-00		DIODE ASSEMBLY - Master relay	1	
-35	548 564		DETECTOR - Lift (186-2) unheated	2	
	472 890		DETECTOR - Lift (186-1) heated	2	
-36	462 003		GASKET - (Type 10)	2	
-37	484 209	E	RELAY - Radio bus (PS50039-2-2)	1	34-8133001 thru 34-8233215
	584 279	F	RELAY - Radio bus (6041H298)	1	34-8333001 and up
-38	588 362		STRIP - Terminal (MS27212-1-6)	1	
-39	95213-02		COVER - Terminal strip, forward	1	
	95213-00		COVER - Terminal strip, aft	1	
-40	96525-00		COVER ASSEMBLY - Electric bus	1	
-41	96525-02		COVER - Electric bus	1	

When ordering, always specify Part Number, Description, and Serial Number of Aircraft

Revised: March 10, 2009

# PIPER AIRCRAFT PA-34-220T AIRPLANE PARTS CATALOG

Figure and Index Number	Part Number	Code	Nomenclature	No. Req.	Serial Numbers Affected
84-42	96600-00		COVER - Starter solenoid	1	34-8133001 thru 34-8133091
	96600-02		COVER - Starter solenoid	1	34-8133092 and up
-43	96599-00		FRAME ASSEMBLY - Starter solenoid	1	34-8133001 thru 34-8133091
	96599-05		FRAME ASSEMBLY - Starter solenoid	1	34-8133092 and up
-44	96601-00		LINK - Copper, solenoid	1	
-45	96597-00		CLAMP ASSEMBLY - Solenoid frame support	2	
-46	78298-04	E	INDUCTOR	1	34-8133001 thru 34-8233215
-47	66616-02		TERMINAL - Battery box	2	
-48	96592-00		BRACKET ASSEMBLY - Landing light switch, nose gear	1	
-49	588 014		* SWITCH - (MS25307-292)	1	
-50	572 582	C	LIGHT ASSEMBLY - Panel (01-0770104-30)	2	
-51	95228-03		* DIMMER - Overhead light (484 532)	1	
-52	571 136		KNOB - (PS10067-4-1)	2	
-53	68441-00		GRILL - Speaker	1	
-54	487 242		SPEAKER - Radio, circular (6EU1937)	1	
-55	68440-00		RING - Speaker	1	
-56	87215-03		PLATE - Diode insulator, top	1	
-57	87215-04		PLATE - Diode insulator, bottom	1	
-58	572 581		LIGHT ASSEMBLY - Overhead panel (01-0770107-04)	2	
-59	472 179		LAMP - Side (PS10008-192)	2	
-60	69960-03		SOCKET ASSEMBLY - Lamp	2	
-61	560 840		FILTER - Lamp (1813/8 LW-1)	2	
-62	87237-02		CLIP - Panel light, left	1	
	87237-03		CLIP - Panel light, right	1	
-63	87288-02		LIGHT ASSEMBLY - Side panel	1	
-64	472 179		* LAMP - Side panel (PS10008-192)	1	
-65	560 840		* FILTER - Lamp (1813/8 LW-I)	1	
-66	69960-03		* SOCKET ASSEMBLY - Lamp	1	
-67	87287-02		* PLATE - Side panel	1	
-68	87286-02		COVER - Light	1	
-69	472 736	B	LIGHT - Tail, white (01-0770034-08)	1	
-70	753 431	B	* BULB - (1073)	1	
-71	751 203	B	* LENS - White	1	
-72	67487-03		WIRE ASSEMBLY - Diode	2	
-73	456 703		* DIODE - (IN2071A)	1	
-74	87742-02	D	LAMP ASSEMBLY - Recognition	1	34-8233001 and up
-75	87502-03		FUSE ASSEMBLY - Ground clearance switch	1	34-8333001 and up
-76	461 648		* FUSE - Com/Nav 1 (312010, 10 amp)	1	34-8333001 and up
-77	461 629		* FUSE - Audio Panel (311005, 5 amp)	1	34-8333001 and up
-78	37873-04		SWITCH ASSEMBLY - Baggage light	1	34-8333001 and up

When ordering, always specify Part Number, Description, and Serial Number of Aircraft

PIPER AIRCRAFT  
PA-34-220T  
AIRPLANE PARTS CATALOG

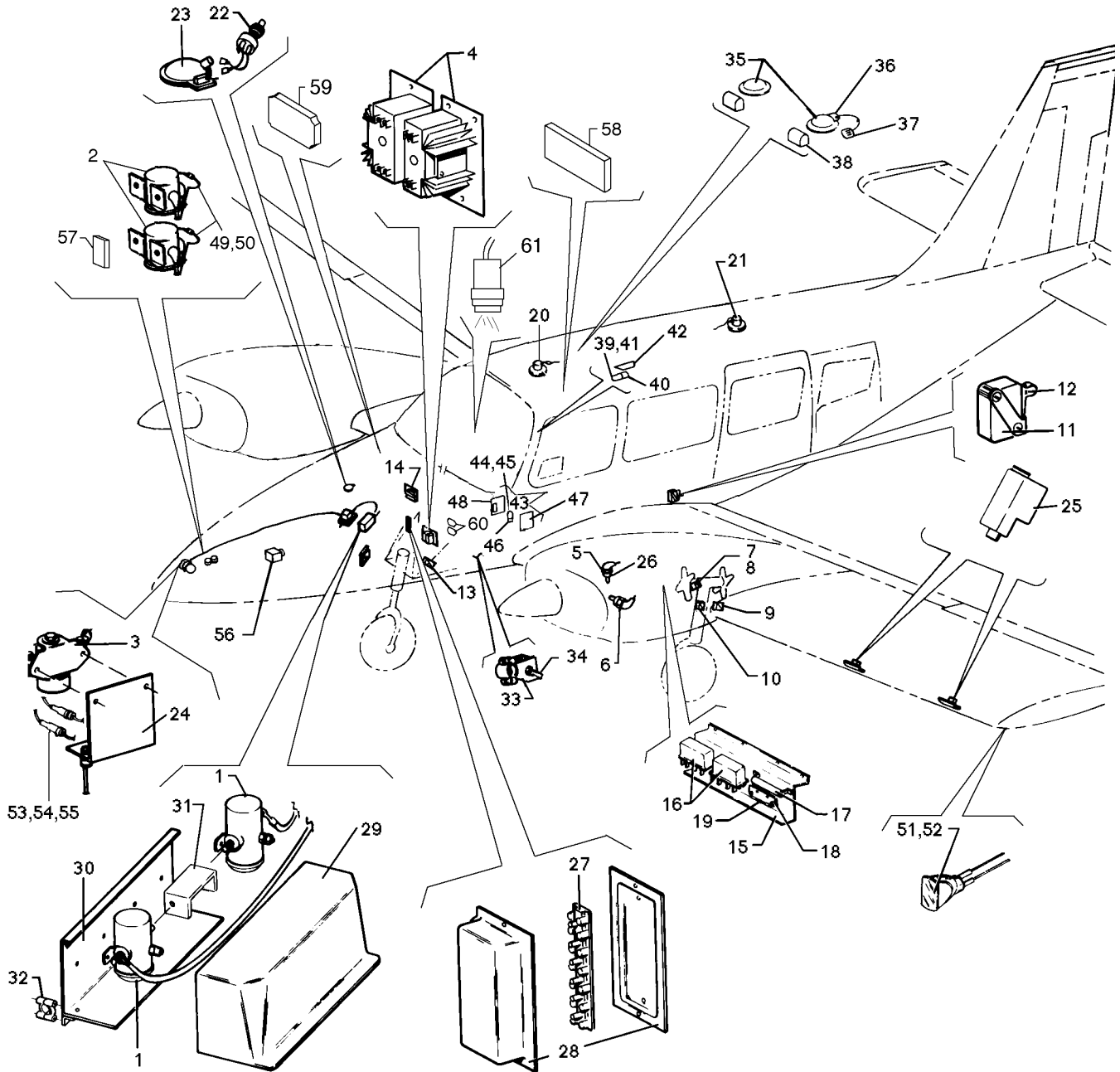


Figure 84A. Electrical System Installation  
(28 volt system)

Reissued: November 29, 1993

**PIPER AIRCRAFT  
PA-34-220T  
AIRPLANE PARTS CATALOG**

---

CODE EXPLANATIONS FOR FIGURE 84A

- A - Used if optional engine primer system is installed.
- B - See figure 87B for battery installation.
- C - May be substituted for 584 297.
- D - For Cabin Courtesy Lights on serial numbers 3448038 and up, see Figure 39, Forward Fresh Air Duct and Headliner Installation.
- E - Reference Piper Service Bulletin #1017, - latest revision.
- F - Reference Piper Service Bulletin #1014, - latest revision.
- G - Reference Piper Service Bulletin #938, - latest revision.



# PIPER AIRCRAFT PA-34-220T AIRPLANE PARTS CATALOG

Figure and Index Number	Part Number	Code	Nomenclature	No. Req.	Serial Numbers Affected
84A-	89425		DRAWING - Electrical System Installation		
	37874		DRAWING - Courtesy Lights Installation		
	87291		DRAWING - Wing Ice Light and Stall Warning Heat		
	36549		DRAWING - Baggage Compartment Light Installation		
	87506		DRAWING - Baggage Door Annunciator Light Installation		
	83352		DRAWING - Electrical System Installation (Seneca IV)		3448038 and up
	-----	B,F	BATTERY INSTALLATION	1	
-1	26898-03		SOLENOID - Starter (487 152)	2	
-2	26898-05		RELAY - Hydraulic pump	2	
-3	455 211		CONTACTOR - Battery master (6041H202A)	1	
-4	84199-04	E	REGULATOR ASSEMBLY- Voltage	2	
	588-794	E	* PIN TERMINAL	1	
	89771-02		HARNESS ASSY - Left, nose	1	
	101166-07	E	FUSE ASSY	1	
	89772-02		HARNESS ASSY - Right, nose	1	
	101166-06	E	FUSE ASSY	1	
-5	553 672		SENDER - Oil temperature gauge	2	
-6	553 673		SENDER - Cylinder head temperature	2	
-7	67411-02		SWITCH ASSEMBLY - Down limit, main gear, left	1	
	67411-04		SWITCH ASSEMBLY - Down limit, main gear, right	1	
-8	36742-15		SWITCH ASSEMBLY - Ground operation fan, right	1	
-9	36742-15		SWITCH ASSEMBLY - Up limit, main gear, left	1	
	36742-14		SWITCH ASSEMBLY - Up limit, main gear, right	1	
-10	36742-13	G	SWITCH ASSEMBLY - Squat and stall warning prevention, main gear, left	2	
-11	487 925		SWITCH - Stall warning horn (V3-1)	1	
-12	451 841		ACTUATOR - Stall warning switch (JV-5)	1	
-13	36742-15		SWITCH ASSEMBLY - Up limit, nose gear	1	
-14	36742-13		SWITCH ASSEMBLY - Down limit, nose gear	1	
-15	85582-03		CONTROL ASSEMBLY - Auxiliary fuel	2	
-16	584 280		* RELAY ASSEMBLY - (150 903)	2	
-17	473 642		* RESISTOR - (OHM260-55TE-B)	1	
-18	38255-02	A	* BLOCK ASSEMBLY	1	
-19	67487-02	A	* DIODE ASSEMBLY	1	
-20	37871-07	D	LIGHT ASSEMBLY - Courtesy, forward	1	
-21	37871-06	D	LIGHT ASSEMBLY - Courtesy, aft	1	
-22	37873-02		SWITCH ASSEMBLY - Baggage light, automatic	1	
-23	87499-07		LIGHT ASSEMBLY - Forward baggage (without light switch)	1	
	87499-06		LIGHT ASSEMBLY - Forward baggage (with light switch)	1	
-24	62279-00		DIODE ASSEMBLY - Master relay	1	
-25	548 895		DETECTOR - Lift (186-18) heated	2	
	548 564		DETECTOR - Lift (186-2) unheated	2	
-26	462 003		GASKET - (Type 10)	2	
-27	588 362		STRIP - Terminal (MS27212-1-6)	1	
-28	95213-02		COVER - Terminal strip, forward	1	
	95213-00		COVER - Terminal strip, aft	1	
-29	96600-02		COVER - Starter solenoid	1	
-30	96599-05		FRAME ASSEMBLY - Starter solenoid	1	
-31	96601-00		LINK - Copper, solenoid	1	
-32	96597-00		CLAMP ASSEMBLY - Solenoid frame support	2	
-33	96592-00		BRACKET ASSEMBLY - Landing light switch, nose gear	1	
-34	587 854		* SWITCH - (MS35059-29)	1	
-35	572 610	D	LIGHT ASSEMBLY - Panel (A300-W-28)	2	
-36	95228-03		* DIMMER - Overhead light (484 532)	1	
-37	571 136		KNOB - (PS10067-4-1)	2	
-38	572 675	D	LIGHT ASSEMBLY - Overhead panel (A315-HI-B-28)	2	
-39	572 673		LAMP - Side (PS10008-464)	2	

When ordering, always specify Part Number, Description, and Serial Number of Aircraft

Revised: September 10, 2007

**PIPER AIRCRAFT  
PA-34-220T  
AIRPLANE PARTS CATALOG**

Figure and Index Number	Part Number	Code	Nomenclature	No. Req.	Serial Numbers Affected
84A					
-40	69960-03		SOCKET ASSEMBLY - Lamp	2	
-41	560 840		FILTER - Lamp (1813/8 LW-1)	2	
-42	87237-02		CLIP - Panel light, left	1	
	87237-03		CLIP - Panel light, right	1	
-43	87288-04		LIGHT ASSEMBLY - Side panel	1	
-44	572 673		* LAMP - Side panel (PS10008-464)	1	
-45	560 840		* FILTER - Lamp (1813/8 LW-1)	1	
-46	69960-03		* SOCKET ASSEMBLY - Lamp	1	
-47	87287-02		* PLATE - Side panel	1	
-48	87286-02		COVER - Light	1	
-49	67487-03		WIRE ASSEMBLY - Diode	2	
-50	456 703		* DIODE - (IN2071A)	1	
-51	87742-03		LAMP ASSEMBLY - Recognition	1	
-52	572 583		* LIGHT - Recognition - (01-0770110-02)	1	
-53	87502-03		FUSE ASSEMBLY - Ground clearance switch	1	
-54	461 648		* FUSE - Com/Nav 1 (312010, 10 amp)	1	
-55	461 629		* FUSE - Audio Panel (311005, 5 amp)	1	
-56	37873-04		SWITCH ASSEMBLY - Baggage light	1	
-57	472 600		LIMITER - Current, 80 Amp (ANL80)	1	
-58	83358-02		DIMMER ASSEMBLY - Annunciator box	1	3448038 and up
	584 297		* RELAY	6	3448038 and up
	686 812	C	* RELAY	6	3448038 and up
	686 813	C	* RELAY	6	3448038 and up
	686 814		* RELAY	2	3448038 and up
	456 703		* DIODE - (IN2071A)	8	3448038 and up
	599 179		* RESISTOR	21	3448038 and up
	83357-02		* BASE	1	3448038 and up
	83357-03		* COVER	1	3448038 and up
-59	85299-04		CONTROL ASSEMBLY - Ammeter	1	3448038 and up
	686 814		* RELAY	1	3448038 and up
-60	584 278		CONTACTOR - Avionics (6041H299)	2	
-61	39595-38		LIGHT ASSEMBLY - (part of Engine Controls Cover Assembly)	1	
	472 824		* LIGHT	1	
	472 028		* LAMP	1	
	556 044		* CONNECTOR	1	

When ordering, always specify Part Number, Description, and Serial Number of Aircraft

PIPER AIRCRAFT  
PA-34-220T  
AIRPLANE PARTS CATALOG

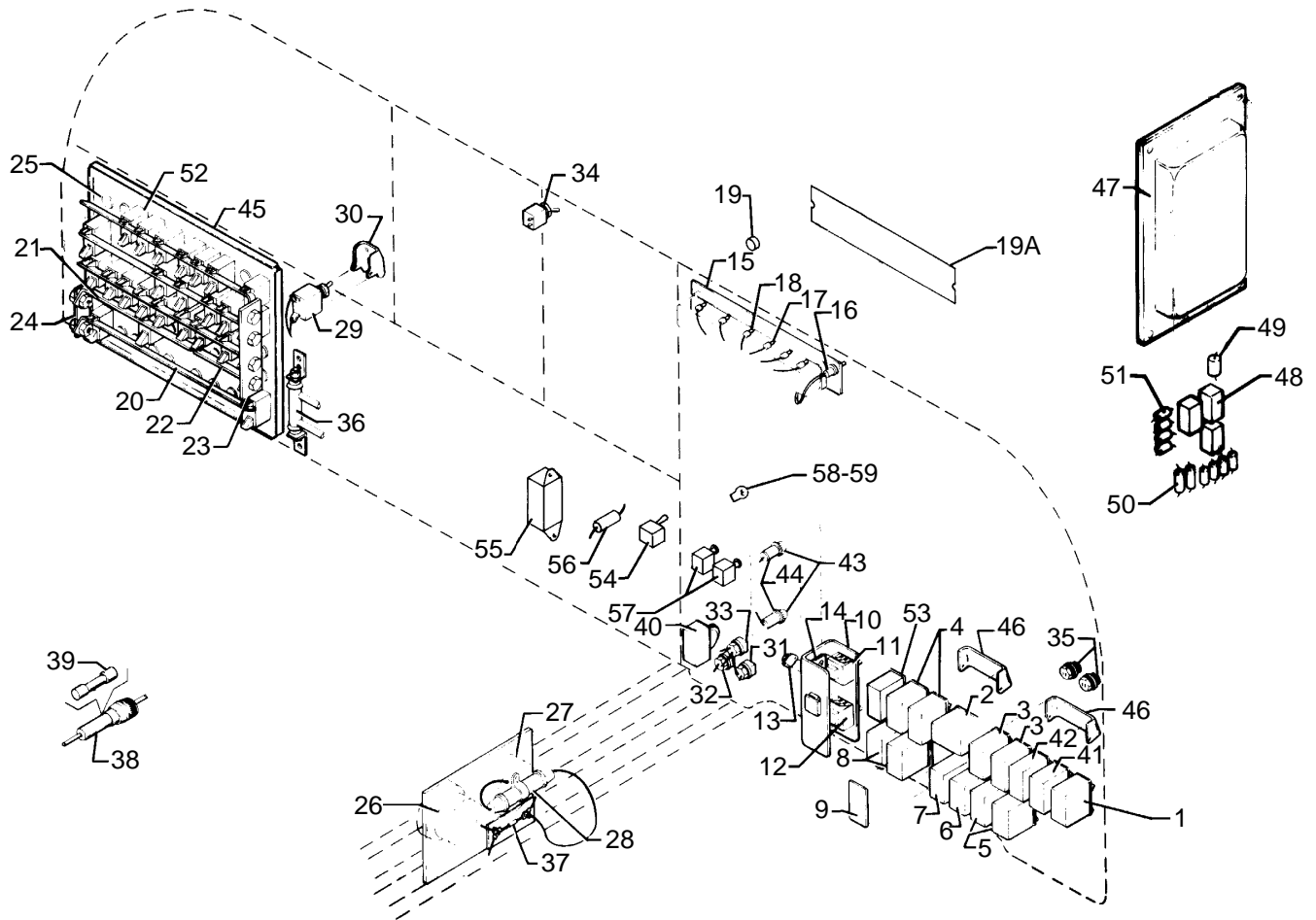


Figure 85. Instrument Panel Electrical Installation  
(14 volt system)

Reissued: November 29, 1993

**PIPER AIRCRAFT  
PA-34-220T  
AIRPLANE PARTS CATALOG**

---

CODE EXPLANATIONS FOR FIGURE 85

- A - Used if Bonzer Radar Altimeter is installed.
- B - Used if electric flaps are installed.
- C - See latest revision of Piper Service Bulletin 905.
- D - For first time replacement ONLY, kit 88416-02 is required.

# PIPER AIRCRAFT PA-34-220T AIRPLANE PARTS CATALOG

Figure and Index Number	Part Number	Code	Nomenclature	No. Req.	Serial Numbers Affected
85-	39603 87457		DRAWING - Electrical System Installation DRAWING - Ground Clearance Switch Installation		34-8333001 and up
-1	99377-57		SWITCH - Master	1	
-2	99377-49		SWITCH - Start	1	
-3	688 121		SWITCH - Left magneto (99377-44)	2	
-4	99377-45		SWITCH - Right magneto	2	
-5	688 118		SWITCH - Landing light (99377-41)	2	
-6	688-124		SWITCH - Navigation lights (99377-47)	1	
-7	688 120		SWITCH - Anti-collision lights (99377-43)	1	
-8	39639-03		SWITCH - Auxiliary fuel control	2	
-9	583 496		PLATE - Switch (47-21851-3)	3	
-10	39576-02		CONTROL ASSEMBLY - Dimmer	2	
-11	587 779		* SWITCH - Potentiometer (67436-04)	2	
-12	587 977		* SWITCH - Potentiometer (67436-06)	1	
-13	489 400		* TRANSISTOR - (2N3055)	2	
-14	584 149		* RESISTOR - (22 ohm, 1 watt)	2	
-15	39632-02		PANEL ASSEMBLY - Annunciator	1	34-8133001 thru 34-8233215
	39632-03		PANEL ASSEMBLY - Annunciator	1	34-8333001 and up
	39632-04	A	PANEL ASSEMBLY - Annunciator	1	34-8333001 and up
-16	487 904		* SWITCH - (39-1)	1	
-17	472 151		* LAMP - (PS10008-37)	9	
-18	472 181		* LAMP - (PS10008-86)	1	
-19	472 912	A	* LIGHT - Radar altimeter (148L05J62B)	1	34-8333001 and up
-19a	39630-02		* FACEPLATE - Annunciator panel (with Decision Height Light)	1	34-8133001 thru 34-8233215
	39630-03		* FACEPLATE - Annunciator panel (with baggage door light)	1	34-8333001 and up
-20	37206-04		BUS BAR - Strip (7.18" long)	4	
-21	37206-05		BUS BAR - Strip (4.38" long)	1	
-22	37206-06		BUS BAR - Strip (2.76" long)	1	
-23	37365-02		STRAP - Bus tie	1	
-24	37365-03		STRAP - Bus tie	1	
-25	453 709		BUTTON - Plug (SS48152)	AR	
-26	565 407		HORN - Stall warning (PS50178-3)	1	
-27	565 288		HORN - Gear warning	1	
-28	38149-06	D	FLASHER ASSEMBLY - Gear warning	1	
-29	36935-04		SWITCH ASSEMBLY - Emergency bus	1	
-30	463 615		GUARD - Switch (MS25224-1)	1	
-31	472 764		LIGHT - Indicator (left gear) (67422-05)	1	
-32	472 765		LIGHT - Indicator (right gear) (67422-06)	1	
-33	472 766		LIGHT - Indicator (nose gear) (67422-07)	1	
-34	587 923		SWITCH - Radio master (PS10095-1)	1	
-35	688 366	C	SWITCH - Fuel primer (MPE-406R)	2	
-36	484 438		RESISTOR - (75 ohm)	1	
-37	67487-02		DIODE ASSEMBLY	1	
-38	79595-19		FUSE ASSEMBLY - Digital clock	1	
-39	461 657		* FUSE - (312001) 1 amp	1	
-40	688 131		SWITCH - Gear select (PS50037-1-3)	1	
-41	99377-58		SWITCH - Alternator, left	1	
-42	99377-59		SWITCH - Alternator, right	1	
-43	472 086		LAMP - Instrument cluster (PS10008-336)	4	
-44	86414-13		HOLDER ASSEMBLY - Lamp	1	
-45	39511-02		PANEL - Circuit breaker (with silkscreen lettering)	1	34-8133001 thru 34-8433086
	39511-05	B	PANEL - Circuit breaker (with silkscreen lettering)	1	34-8533001 and up
-46	87256-02		COVER ASSEMBLY - Switch	2	
	87254-02		* SPRING - Left (585 124)	1	
	87254-03		* SPRING - Right (585 125)	1	

When ordering, always specify Part Number, Description, and Serial Number of Aircraft

Revised: March 10, 2009

**PIPER AIRCRAFT  
PA-34-220T  
AIRPLANE PARTS CATALOG**

Figure and Index Number	Part Number	Code	Nomenclature	No. Req.	Serial Numbers Affected
85-47	87209-02		BOX ASSEMBLY - Annunciator panel, remote	1	
-48	584 212		* RELAY - Press to test (HB2-DC12V)	3	
-49	584 213		* RESISTOR - Air condition door (50 ohm, 3 1/4 watt)	1	
-50	484 494		* RESISTOR - Alt (VC5E, 50 ohm)	2	
-51	456 714		* DIODE - (IN4001)	18	
-52	454 714		CIRCUIT BREAKER - (PS50120-2-1) 5 amp	AR	
	454 720		CIRCUIT BREAKER - (PS50120-2-2) 8 amp	AR	
	454 715		CIRCUIT BREAKER - (PS50120-2-3) 10 amp	AR	
	454 716		CIRCUIT BREAKER - (PS50120-2-4) 15 amp	AR	
	454 718		CIRCUIT BREAKER - (PS50120-2-6) 25 amp	AR	
	454 752		CIRCUIT BREAKER - (PS50120-2-9) 2 amp	AR	
-53	99377-64		SWITCH -Wing recognition light	1	
-54	765 343		KIT - Ground clearance switch	1	34-8333001 and up
	688 139		* SWITCH - Ground clearance (AML21CBA2AB)	1	34-8333001 and up
	688 194		* LENS - Ground clearance	1	34-8333001 and up
	472 151		* LAMP - Ground clearance	1	34-8333001 and up
-55	584 291		RELAY - Ground clearance switch (20607-81)	1	34-8333001 and up
-56	456 703		DIODE - Ground clearance switch (IN2071A)	1	34-8333001 and up
-57	487 938		SWITCH - Ammeter (46-200B)	1	34-8333001 and up
-58	472 056		LAMP - Alternator (PS10008-53)	1	34-8333001 and up
-59	460 602		FILTER - Lamp (1813/26)	1	34-8333001 and up

When ordering, always specify Part Number, Description, and Serial Number of Aircraft

**PIPER AIRCRAFT  
PA-34-220T  
AIRPLANE PARTS CATALOG**

---

THIS PAGE INTENTIONALLY LEFT BLANK

**PIPER AIRCRAFT  
PA-34-220T  
AIRPLANE PARTS CATALOG**

---

THIS PAGE INTENTIONALLY LEFT BLANK



**PIPER AIRCRAFT  
PA-34-220T  
AIRPLANE PARTS CATALOG**

---

THIS PAGE INTENTIONALLY LEFT BLANK

**PIPER AIRCRAFT  
PA-34-220T  
AIRPLANE PARTS CATALOG**

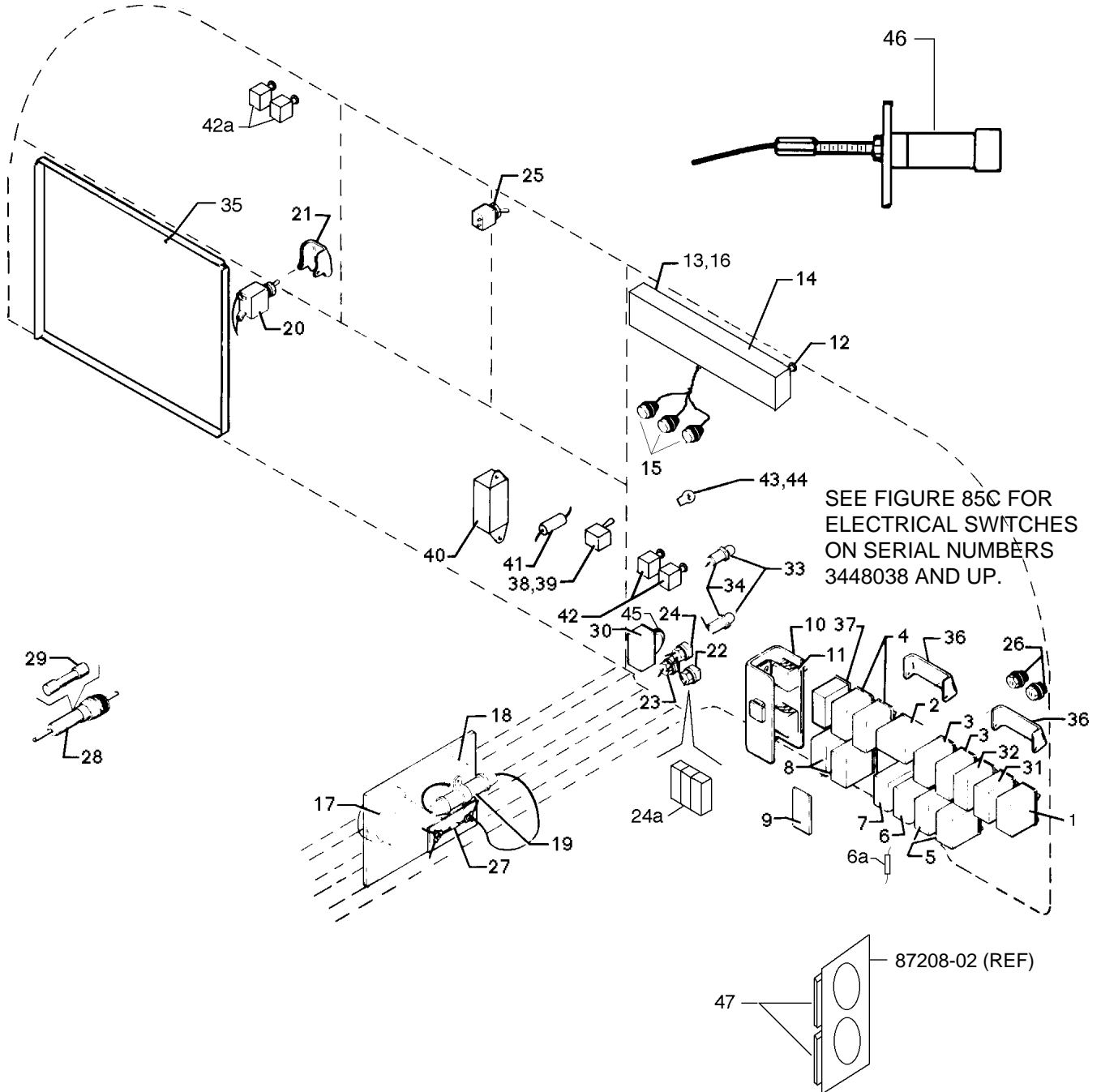


Figure 85A. Instrument Panel Electrical Installation  
(28 volt system)

**PIPER AIRCRAFT  
PA-34-220T  
AIRPLANE PARTS CATALOG**

---

CODE EXPLANATIONS FOR FIGURE 85A

- A - See figure 85B for circuit breaker panel assembly component parts.
- B - Diodes are mounted in connector backshell.
- C - This cap is for an optional system and must be purchased individually.
- D - Used on 89452-02 Indicator Light Assembly only.
- E - Used on 89452-03 Indicator Light Assembly only.
- F - Number required on 83356-02 Annunciator Panel Assembly is 42.
- G - See figure 85C for electrical switches on serial numbers 3448038 and up.
- H - Serial numbers 3448038 and up use a Dual Warning Horn Assembly, P/N 565 852.
- J - See Index Number 47 for serial numbers 3448038 and up.
- K - On serial numbers 3448038 and up, two 557 122 Dimmer Controls are mounted on the 87208-02 Mounting Plate Assembly as illustrated, and one is mounted on the forward side of the Frame Assembly at FS 49.50.

# PIPER AIRCRAFT PA-34-220T AIRPLANE PARTS CATALOG

Figure and Index Number	Part Number	Code	Nomenclature	No. Req.	Serial Numbers Affected
85A-	89425		DRAWING - Electrical System Installation		
	83352		DRAWING - Electrical System Installation (Seneca IV)		3448038 and up
-1	99377-57	G	SWITCH - Master	1	
-2	99377-49	G	SWITCH - Start	1	
-3	688 121	G	SWITCH - Left magneto (99377-44)	2	
-4	99377-45	G	SWITCH - Right magneto	2	
-5	688 118	G	SWITCH - Landing light (99377-41)	2	
-6	688 124	G	SWITCH - Navigation lights (99377-47)	1	
-6a	484 489		RESISTOR - Gear light dimming (270 Ohm, 2 Watt)	1	
-7	688 120	G	SWITCH - Anti-collision lights (99377-43)	1	
-8	39639-03	G	SWITCH - Auxiliary fuel control	2	
-9	583 496		PLATE - Switch (47-21851-3)	3	
-10	557 122	J	CONTROL - Dimmer	2	
-11	481 239		SWITCH - Potentiometer	2	
-12	588 178		SWITCH - Annunciator test (MPA-206R)	1	
	653 588		CAP - Switch, black (C-22)	1	
	83359-02		SWITCH ASSEMBLY - Annunciator panel	1	3448038 and up
	688 175		* SWITCH - Press to test (MPA-106F)	1	3448038 and up
	688 426		* SWITCH - Day/night (MTA106D)	1	3448038 and up
	653 588		* CAP - Switch, black (for press to test switch) (C-22)	1	3448038 and up
-13	89453-02		PANEL ASSEMBLY - Annunciator	1	
	83356-02		PANEL ASSEMBLY - Annunciator	1	3448038 and up
-14	472 028		* LAMP - (PS10008-327)	30	
-15	456 703	B,F	* DIODE - (IN2071A)	37	
-16	89452-02		* LIGHT ASSEMBLY - Indicator (599 323)	1	
	89452-03		* LIGHT ASSEMBLY - Indicator (599 548)	1	3448038 and up
	89452-11		** CAP - Left Overboost, amber	1	
	89452-12		** CAP - Gear warn, red	1	
	89452-13		** CAP - Alternator, red	1	
	89452-14		** CAP - Heater overheat, red	1	
	89452-15		** CAP - Right overboost, amber	1	
	89452-16		** CAP - Left aux fuel on, amber	1	
	89452-17	D	** CAP - Left vacuum low, amber	1	
	89452-18	C	** CAP - Low bus voltage, red (653 631)	1	
	89452-19	D	** CAP - Right vacuum low, amber	1	
	89452-20		** CAP - Right aux fuel on, amber	1	
	89452-21		** CAP - Oil pressure, amber	1	
	89452-22		** CAP - Flaps, amber	1	
	89452-23		** CAP - Baggage door, amber	1	
	89452-24	C,D	** CAP - Starter engage, amber (653 632)	1	
	89452-25	C	** CAP - Air cond door open, amber (653 633)	1	
	89452-26		** CAP - Black line, green (653 464)	AR	
	89452-27	C	** CAP - Wing tail de-ice, green (654 497)	1	
	89452-28	E	** CAP - Left start engage, amber	1	
	89452-28		** CAP - Left start engage, red	1	3448038 and up
	89452-29	E	** CAP - Right start engage, amber	1	
	89452-29		** CAP - Right start engage, red	1	3448038 and up
	89452-30	E	** CAP - Left vacuum inop, amber	1	
	89452-31	E	** CAP - Right vacuum inop, amber	1	
-17	565 407	H	HORN - Stall warning (PS50178-3)	1	
-18	565 288	H	HORN - Gear warning (02054-3)	1	
	565 852		HORN ASSEMBLY - Dual warning	1	3448038 and up
-19	38149-06		FLASHER ASSEMBLY - Gear warning	1	
-20	36935-04		SWITCH ASSEMBLY - Emergency bus	1	
-21	463 615		GUARD - Switch (MS25224-1)	1	
-22	67422-05		LIGHT - Indicator (left gear)	1	
	472 028		LAMP - (PS10008-327)	1	

When ordering, always specify Part Number, Description, and Serial Number of Aircraft

**PIPER AIRCRAFT  
PA-34-220T  
AIRPLANE PARTS CATALOG**

Figure and Index Number	Part Number	Code	Nomenclature	No. Req.	Serial Numbers Affected
85A-23	472 765		LIGHT - Indicator (right gear) (67422-06)	1	
	472 028		LAMP - (PS10008-327)	1	
-24	472 766		LIGHT - Indicator (nose gear) (67422-07)	1	
	472 028		LAMP - (PS10008-327)	1	
-24a	85315-03		LIGHT ASSEMBLY - Landing gear	1	3448038 and up
	572 607		* LIGHT ASSEMBLY - Landing gear	1	3448038 and up
	456 703		* DIODE	6	3448038 and up
-25	688 410	G	SWITCH - Radio master (AML21CBA2AD)	1	
	472 200	G	LAMP - (PS10008-85)	1	
-26	688 366		SWITCH - Fuel primer (MPE406R)	2	
-27	67487-02		DIODE ASSEMBLY	1	
-28	79595-19		FUSE ASSEMBLY - Digital clock	1	
-29	461 657		* FUSE - (312001) 1 amp	1	
-30	487 936		SWITCH - Gear select (PS50037-1-1)	1	
-31	99377-67	G	SWITCH - Alternator, left	1	
-32	99377-68	G	SWITCH - Alternator, right	1	
-33	472 055		LAMP - Instrument cluster (PS10008-334)	4	
-34	86414-13		HOLDER ASSEMBLY - Lamp	1	
-35	89416-02	A	PANEL ASSEMBLY - Circuit breaker	1	
-36	87256-02		COVER ASSEMBLY - Switch	2	
	87254-02		* SPRING - Left (585 124)	1	
	87254-03		* SPRING - Right (585 125)	1	
-37	99377-64	G	SWITCH - Wing recognition light	1	
-38	688 139	G	SWITCH - Ground clearance (AML21CBA2AB)	1	
-39	472 200	G	LAMP - Ground clearance (PS10008-85)	1	
-40	584 315		RELAY - Ground clearance switch (187-32C200)	1	
-41	456 703		DIODE - Ground clearance switch (IN2071A)	1	
-42	487 938		SWITCH - Ammeter select (46-200B)	2	
-42a	588 178		SWITCH - Ammeter select (MPA-206R)	2	3448038 and up
	653 588		CAP - Switch, black (C-22)	2	3448038 and up
-43	453 791		LAMP - Alternator (PS10008-356)	1	
-44	460 602		FILTER - Lamp (1813/26)	1	
-45	571 233		KNOB - Landing gear switch (67439-02)	1	
-46	572 615		LIGHT - Instrument post (360° illumination)	5	3448038 and up
	572 590		LIGHT - Instrument post (directional illumination)	22	3448038 and up
	472 028		LAMP - (PS10008-327)	27	3448038 and up
-47	557 122	K	CONTROL - Dimmer	3	3448038 and up

When ordering, always specify Part Number, Description, and Serial Number of Aircraft

Revised: March 10, 2009

PIPER AIRCRAFT  
PA-34-220T  
AIRPLANE PARTS CATALOG

---

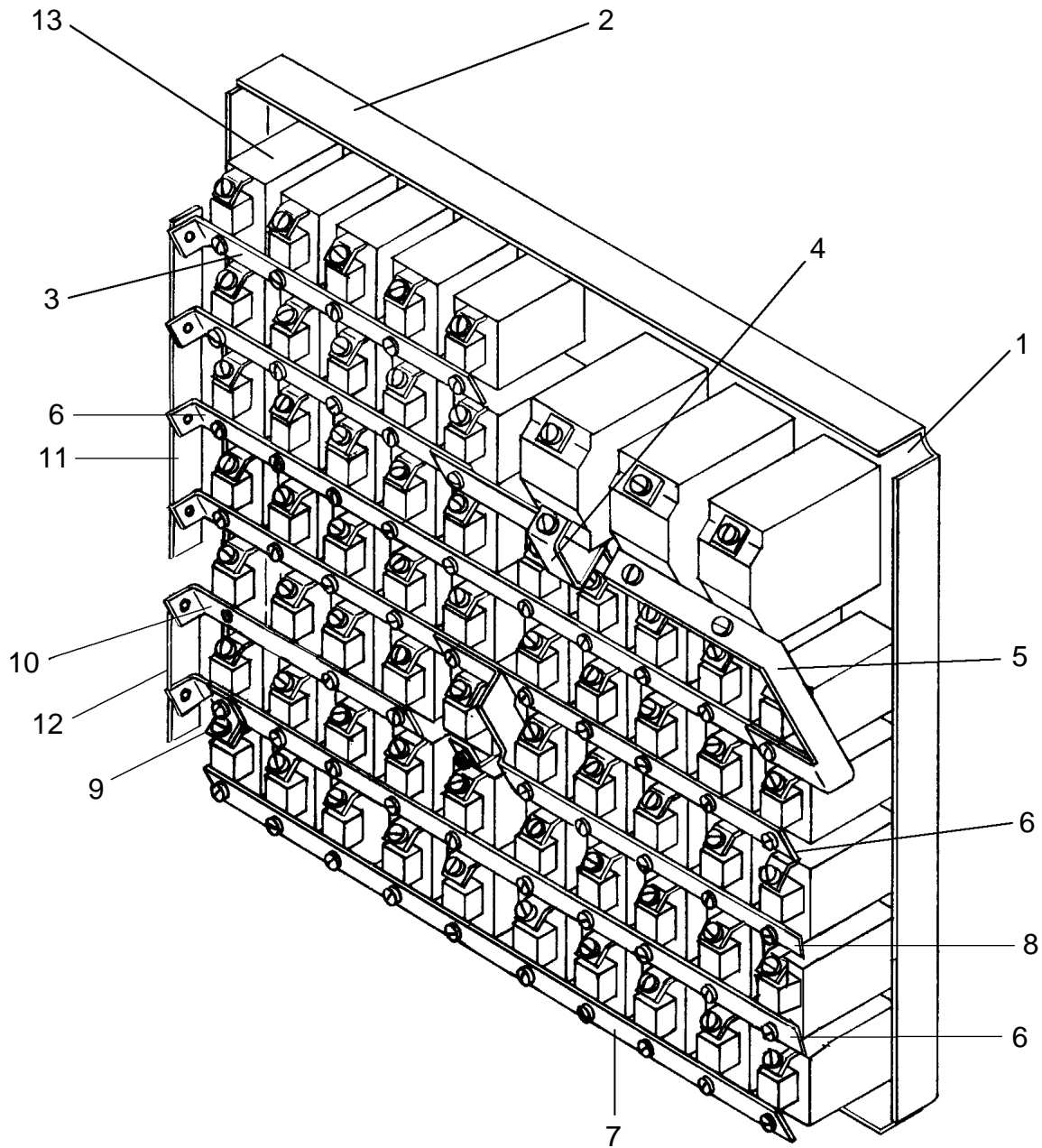


Figure 85B. Circuit Breaker Panel Assembly  
(28 volt system)

**PIPER AIRCRAFT  
PA-34-220T  
AIRPLANE PARTS CATALOG**

---

CODE EXPLANATIONS FOR FIGURE 85B

# PIPER AIRCRAFT PA-34-220T AIRPLANE PARTS CATALOG

Figure and Index Number	Part Number	Code	Nomenclature	No. Req.	Serial Numbers Affected
85B-	89416		DRAWING - Circuit Breaker Panel Assembly		
-1	89416-02		PANEL ASSEMBLY - Circuit breaker	1	
	89416-04		PANEL ASSEMBLY - Circuit breaker	1	3448038 and up
-2	89417-02		* PANEL ASSEMBLY - Plate, circuit breaker	1	
	89417-04		* PANEL ASSEMBLY - Plate, circuit breaker	1	3448038 and up
-3	89418-03		* BUS	2	
-4	89418-07		* STRAP - Bus	1	
-5	89418-08		* STRAP - Bus	1	
-6	89418-02		* BUS	3	
-7	89418-11		* BUS	1	
-8	89418-06		* BUS	1	
-9	89418-10		* LINK - Bus	1	
-10	89418-04		* BUS	1	
-11	89418-15		* STRAP - Bus	1	
-12	89418-14		* BUS	1	
-13	454 738		* CIRCUIT BREAKER - (PS50120-4-71) 5 amp	AR	
	454 739		* CIRCUIT BREAKER - (PS50120-4-72) 7.5 amp	AR	
	454 732		* CIRCUIT BREAKER - (PS50120-4-73) 10 amp	AR	
	564 002		* CIRCUIT BREAKER - (PS50120-4-85) 15 amp	AR	
	652 409		* CIRCUIT BREAKER - (PS50120-4-86) 25 amp	AR	
	454 758		* CIRCUIT BREAKER - (PS50120-5-3) 60 amp	1	
	687 800		* CIRCUIT BREAKER - (PS50120-5-7) 70 amp	2	

When ordering, always specify Part Number, Description, and Serial Number of Aircraft



# PIPER AIRCRAFT PA-34-220T AIRPLANE PARTS CATALOG

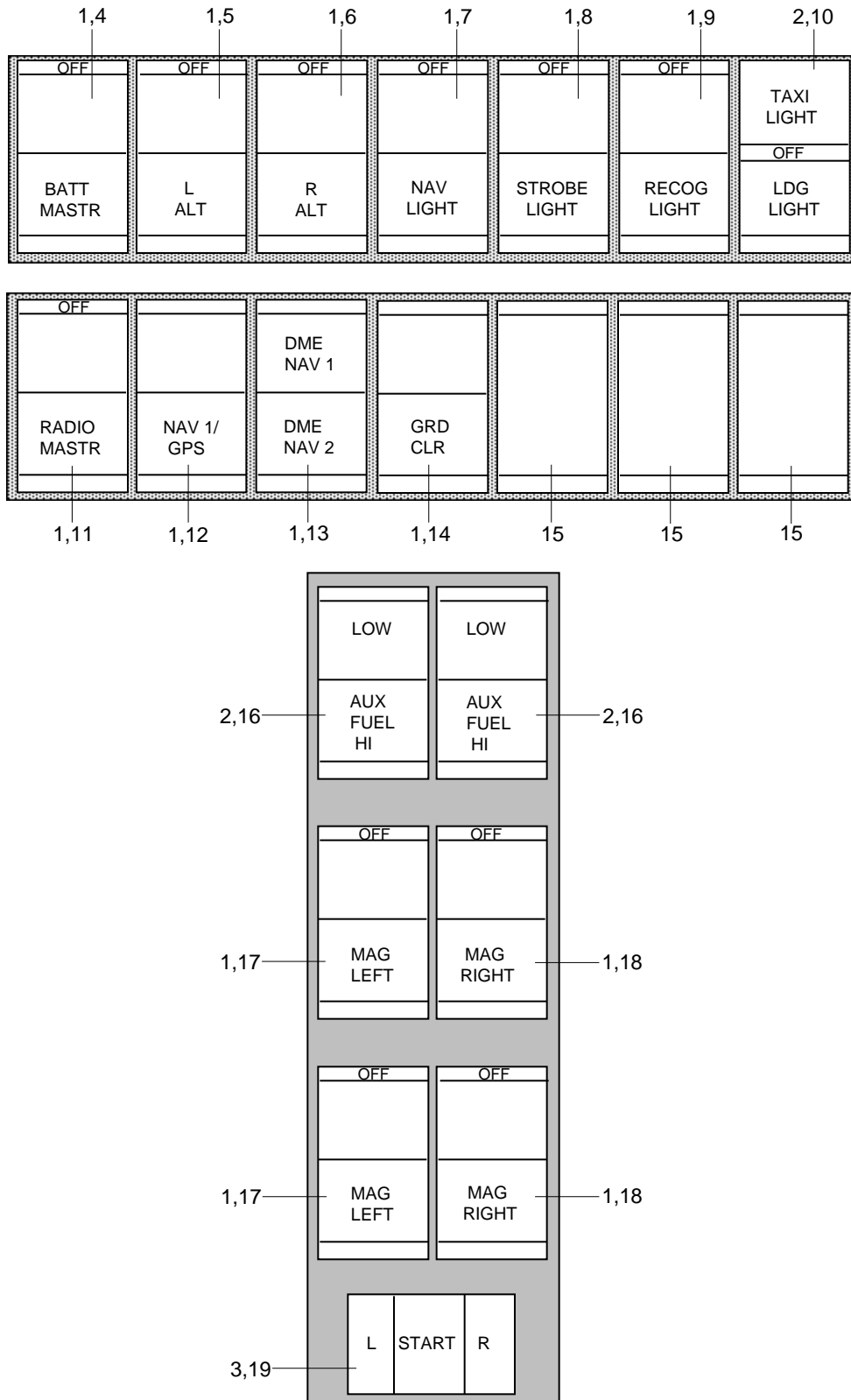


Figure 85C. Electrical/Avionics Switches  
(Serial Numbers 3448038 and up)

**PIPER AIRCRAFT  
PA-34-220T  
AIRPLANE PARTS CATALOG**

---

CODE EXPLANATIONS FOR FIGURE 85C

**PIPER AIRCRAFT  
PA-34-220T  
AIRPLANE PARTS CATALOG**

Figure and Index Number	Part Number	Code	Nomenclature	No. Req.	Serial Numbers Affected
85C-	83352		DRAWING - Electrical Installation (Seneca IV)		3448038 and up
-1	688 296		SWITCH - (8941K699)	14	3448038 and up
	472 200		LAMP	28	3448038 and up
	561 027		FILTER - (1813/31 LW-1)	28	3448038 and up
-2	688 298		SWITCH - (8941K700)	3	3448038 and up
	472 200		LAMP	6	3448038 and up
	561 027		FILTER - (1813/31 LW-1)	6	3448038 and up
-3	688 381		SWITCH - (8941K879)	1	3448038 and up
-4	84622-84		CAP - Switch	1	3448038 and up
-5	84622-86		CAP - Switch	1	3448038 and up
-6	84622-87		CAP - Switch	1	3448038 and up
-7	653 512		CAP - Switch (84622-13)	1	3448038 and up
-8	653 511		CAP - Switch (84622-12)	1	3448038 and up
-9	653 566		CAP - Switch (84622-52)	1	3448038 and up
-10	84622-54		CAP - Switch	1	3448038 and up
-11	653 516		CAP - Switch (84622-17)	1	3448038 and up
-12	84622-83		CAP - Switch	1	3448038 and up
-13	653 540		CAP - Switch (84622-39)	1	3448038 and up
-14	84622-20		CAP - Switch	1	3448038 and up
-15	687 211		PLUG - (47-21971)	3	3448038 and up
-16	84622-89		CAP - Switch	2	3448038 and up
	463 630		GUARD - Switch (49-5473)	2	3448038 and up
-17	653 507		CAP - Switch (84622-08)	2	3448038 and up
	559 836		GUARD - Switch (49-7334)	2	3448038 and up
-18	653 508		CAP - Switch (84622-09)	2	3448038 and up
	559 837		GUARD - Switch (49-7334-2)	2	3448038 and up
-19	84622-88		CAP - Switch	1	3448038 and up

When ordering, always specify Part Number, Description, and Serial Number of Aircraft

Revised: March 10, 2009

PIPER AIRCRAFT  
PA-34-220T  
AIRPLANE PARTS CATALOG

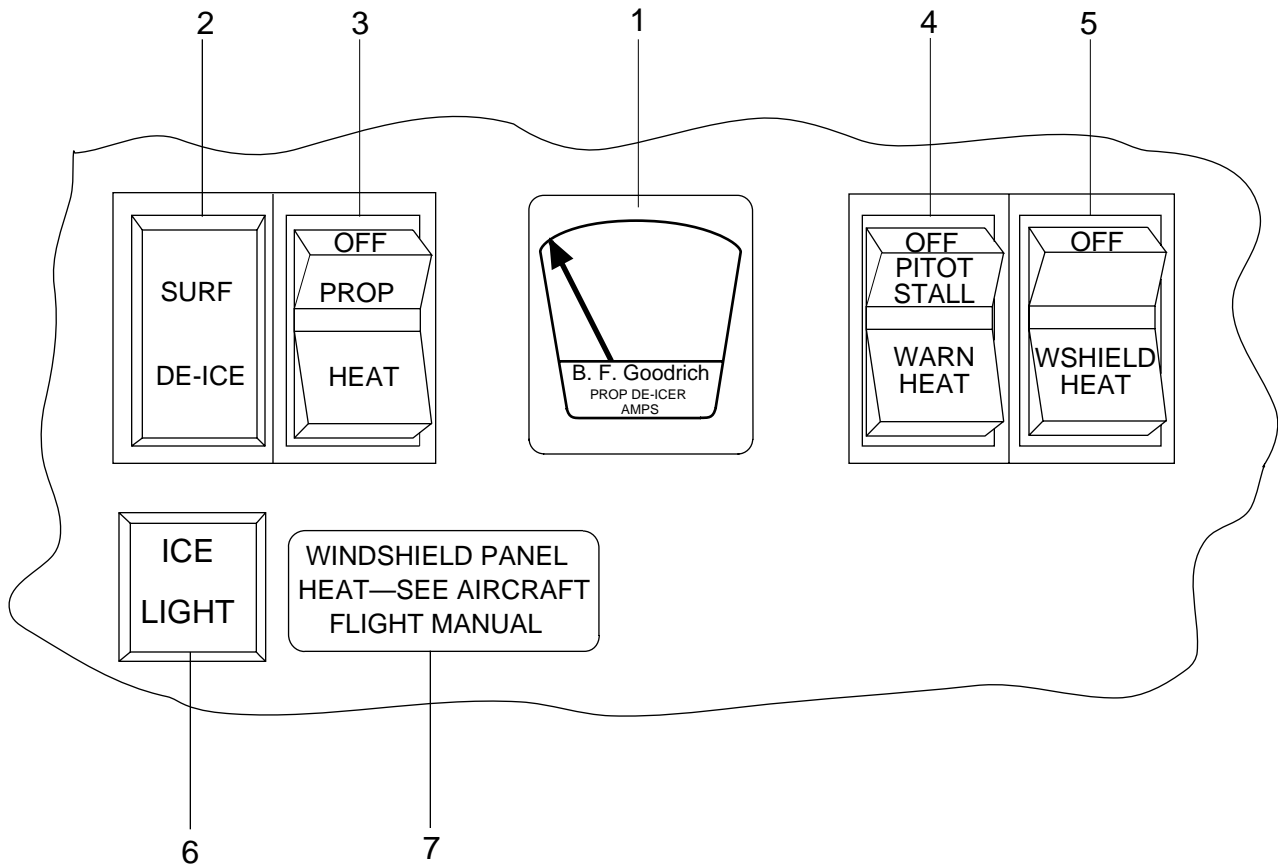


Figure 85D. Ice Protection System Controls  
(Serial Numbers 3448038 and up)

**PIPER AIRCRAFT  
PA-34-220T  
AIRPLANE PARTS CATALOG**

---

CODE EXPLANATIONS FOR FIGURE 85D

- A - Used with three-bladed propeller.
- B - Used with two-bladed propeller.

# PIPER AIRCRAFT PA-34-220T AIRPLANE PARTS CATALOG

Figure and Index Number	Part Number	Code	Nomenclature	No. Req.	Serial Numbers Affected
85D-	85186 89426 87291		DRAWING - Ice Protection System (Complete) DRAWING - Ice Protection System - Propeller DRAWING - Stall Warning Heat and Wing Ice Light		
-1	751 298 751 286	A B	AMMETER - (3E1389-2) AMMETER - (3E1389-3)	1 1	3448038 and up 3448038 and up
-2	688 297 653 529 472 200 561 022		SWITCH - (8941K701) CAP - (84622-36) LAMP FILTER - (1813/31 LW-1)	1 1 2 2	3448038 and up 3448038 and up 3448038 and up 3448038 and up
-3	688 296 653 521 472 200 561 022		SWITCH - (8941K699) CAP - (84622-22) LAMP FILTER - (1813/31 LW-1)	1 1 2 2	3448038 and up 3448038 and up 3448038 and up 3448038 and up
-4	688 296 84622-91 472 200 561 022		SWITCH - (8941K699) CAP LAMP FILTER - (1813/31 LW-1)	1 1 2 2	3448038 and up 3448038 and up 3448038 and up 3448038 and up
-5	688 296 653 525 472 200 561 022		SWITCH - (8941K699) CAP - (84622-26) LAMP FILTER - (1813/31 LW-1)	1 1 2 2	3448038 and up 3448038 and up 3448038 and up 3448038 and up
-6	83387-02 688 139 688 602 472 200 561 022		SWITCH ASSEMBLY * SWITCH * BUTTON * LAMP * FILTER - (1813/31 LW-1)	1 1 1 1 1	3448038 and up 3448038 and up 3448038 and up 3448038 and up 3448038 and up
-7	84967-161		PLACARD	1	3448038 and up

When ordering, always specify Part Number, Description, and Serial Number of Aircraft

PIPER AIRCRAFT  
PA-34-220T  
AIRPLANE PARTS CATALOG

---

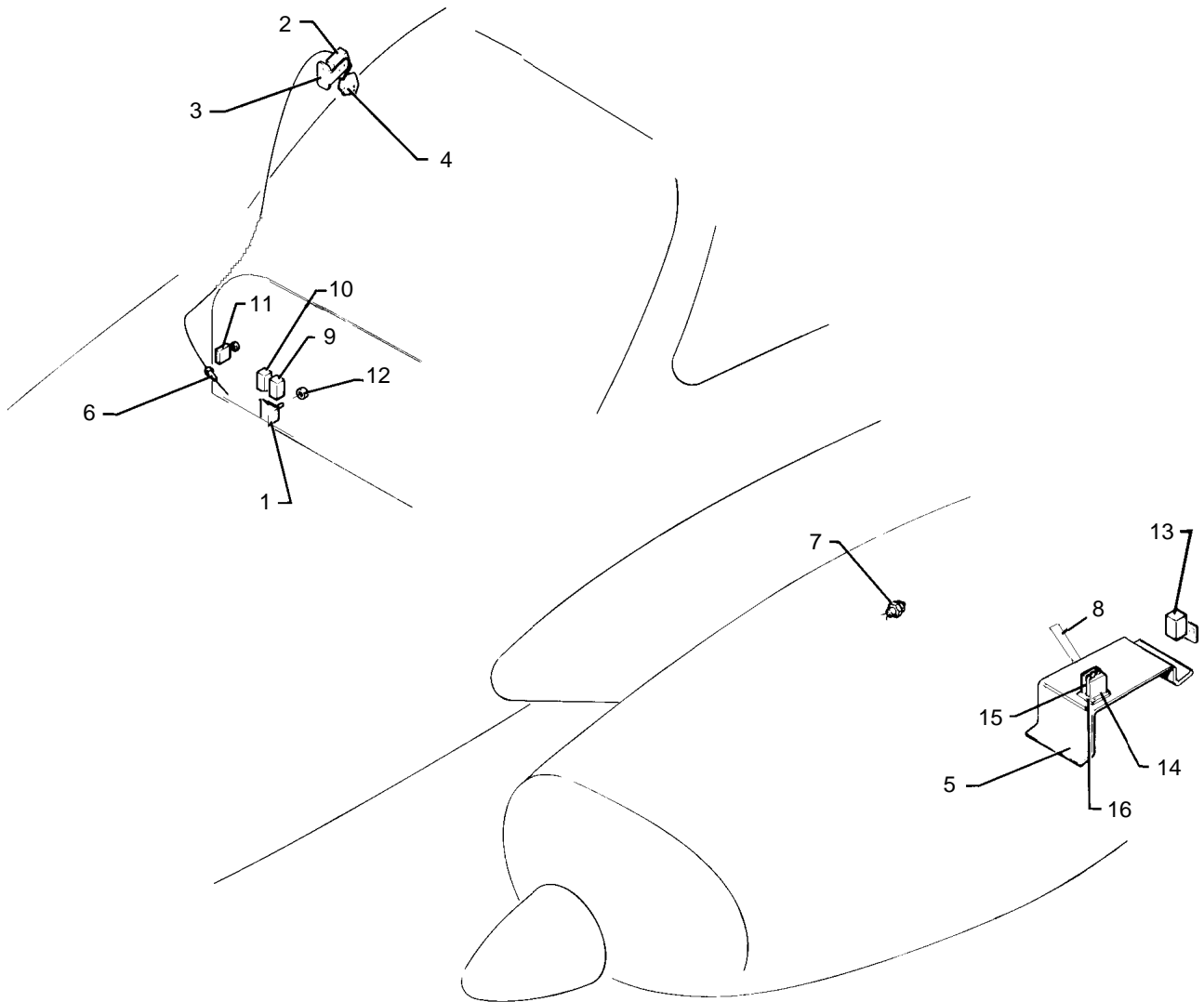


Figure 86. Air Conditioning Electrical Installation

Reissued: November 29, 1993

**PIPER AIRCRAFT  
PA-34-220T  
AIRPLANE PARTS CATALOG**

---

CODE EXPLANATIONS FOR FIGURE 86

A - Used on 28 volt system.



**PIPER AIRCRAFT  
PA-34-220T  
AIRPLANE PARTS CATALOG**

Figure and Index Number	Part Number	Code	Nomenclature	No. Req.	Serial Numbers Affected
86-	39656		DRAWING - Air Conditioning Electrical Installation		
-1	488 585		THERMOSTAT - Air conditioning (99717-00)	1	
-2	36742-13		SWITCH - Squat	1	
-3	36750-03		BRACKET - Squat switch	1	
	36750-05		BRACKET - Squat switch	1	3448038 and up
-4	67023-01		BRACKET - Squat switch	1	
	83384-02		BRACKET - Squat switch	1	3448038 and up
-5	39655-02		BRACKET ASSEMBLY - Relay	1	
-6	461 629		FUSE - (311005) 5 amp	2	
-7	456 793		DIODE - (5871)	1	
-8	36882-02		STRAP - Clamp	1	
-9	99377-50		SWITCH - Air cond., "On-Off"	1	
	688 296		SWITCH - Air cond., "On-Off" (8941K699)	1	3448038 and up
	654 502		CAP - Switch (84622-90)	1	3448038 and up
	561 027		FILTER - (1813/31 LW-1)	2	3448038 and up
	472 200		LAMP - (PS10008-85)	2	3448038 and up
-10	99377-51		SWITCH - Fan, "Hi-Lo"	1	
	688 298		SWITCH - Fan, "Hi-Lo" (8941K700)	1	3448038 and up
	84622-48		CAP - Switch	1	3448038 and up
	561 027		FILTER - (1813/31 LW-1)	2	3448038 and up
	472 200		LAMP - (PS10008-85)	2	3448038 and up
-11	454 717		CIRCUIT BREAKER - (PS50120-2-5) 20 amp	1	
	454 797	A	CIRCUIT BREAKER - (PS50120-4-81) 20 amp	1	
-12	571 162		KNOB - Thermostat (RB67-1-SB-M)	1	
-13	584 429		RELAY	1	
	584 430		RELAY	1	3448005 and up
	584 281	A	RELAY - (150-9)	1	
-14	584 015		RELAY - (KUP-11D15-12)	1	
	89463-02	A	RELAY	1	
-15	587 488		SPRING - (20C228)	1	
-16	487 081		SOCKET - (27E067)	1	

When ordering, always specify Part Number, Description, and Serial Number of Aircraft

Revised: March 10, 2009

PIPER AIRCRAFT  
PA-34-220T  
AIRPLANE PARTS CATALOG

---

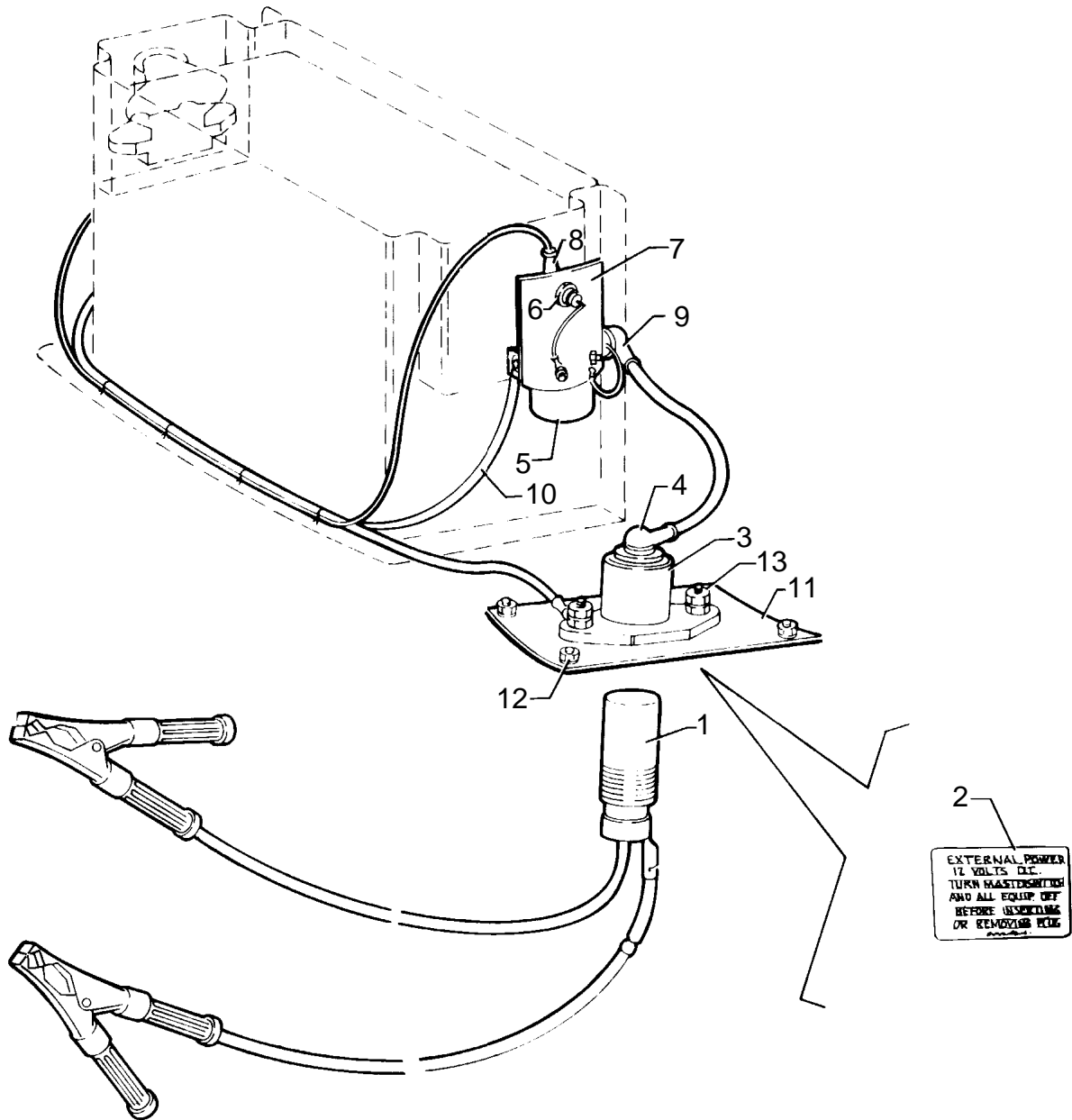


Figure 87. External Power Supply Installation  
(14 volt system)

**PIPER AIRCRAFT  
PA-34-220T  
AIRPLANE PARTS CATALOG**

---

CODE EXPLANATIONS FOR FIGURE 87

**PIPER AIRCRAFT  
PA-34-220T  
AIRPLANE PARTS CATALOG**

Figure and Index Number	Part Number	Code	Nomenclature	No. Req.	Serial Numbers Affected
87-	95231		DRAWING - External Power Supply Installation		
-1	62355-02		PLUG ASSEMBLY - Power connector	1	
	89097-02		PLUG ASSEMBLY - Power connector	1	3433088 and up
-2	69669-173		PLACARD - External power	1	
-3	62355-08		SOCKET ASSEMBLY - Power connector	1	
	89097-05		SOCKET ASSEMBLY - Power connector	1	3433088 and up
-4	23969-04		* NIPPLE	1	
-5	484 373		SOLENOID - (PS50053-5-2)	1	
-6	456 728		DIODE - (IN3208)	1	
-7	68198-00		SUPPORT - Diode	1	
-8	476 673		NIPPLE - Diode (23969-02)	1	
-9	23969-04		NIPPLE - Solenoid	1	
-10	79653-19		CABLE ASSEMBLY - Solenoid to battery box	1	
-11	95203-00		PLATE ASSEMBLY - External power	1	
-12	416 633		SCREW - (MS24693-S273)	4	
	494 087		WASHER - (A3235-020-1)	4	
	690 612		WASHER - (NAS1149F0363P)	4	
	404 526		NUT - (MS21042-3)	4	
-13	405 515		NUT - (MS51967-5)	2	
	407 045		WASHER - (MS35338-45)	2	

When ordering, always specify Part Number, Description, and Serial Number of Aircraft

Revised: March 10, 2009

PIPER AIRCRAFT  
PA-34-220T  
AIRPLANE PARTS CATALOG

---

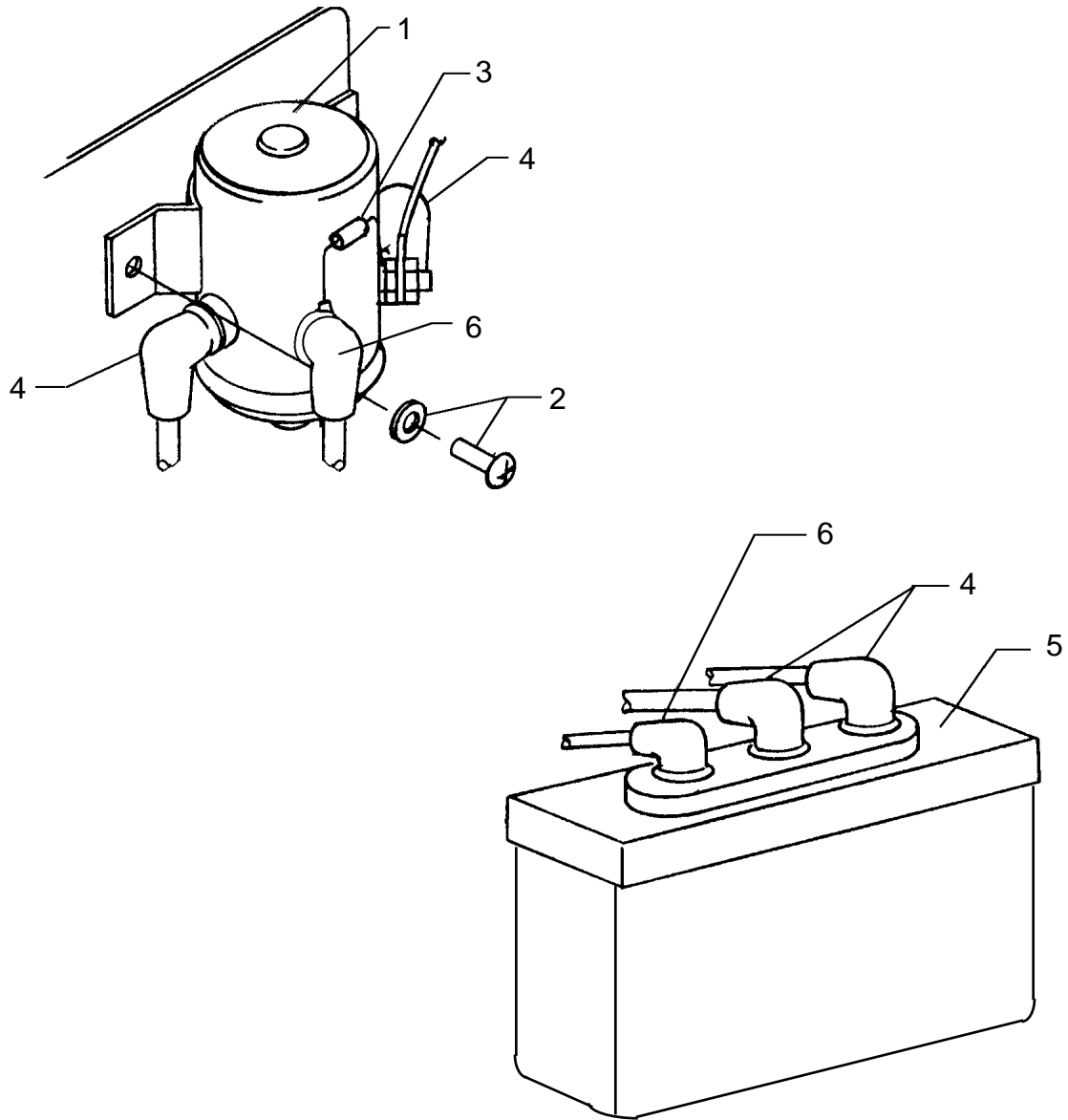


Figure 87A. External Power Supply Installation  
(28 volt system)

Reissued: November 29, 1993

**PIPER AIRCRAFT  
PA-34-220T  
AIRPLANE PARTS CATALOG**

---

CODE EXPLANATIONS FOR FIGURE 87A

**PIPER AIRCRAFT  
PA-34-220T  
AIRPLANE PARTS CATALOG**

<b>Figure and Index Number</b>	<b>Part Number</b>	<b>Code</b>	<b>Nomenclature</b>	<b>No. Req.</b>	<b>Serial Numbers Affected</b>
87A-	89343		DRAWING - External Power Supply Installation		
-1	26898-05		CONTACTOR - External power (487 167)	1	
-2	411 532		SCREW - (MS35207-263)	2	
	690 612		WASHER - (NAS1149F0363P)	2	
-3	67487-04		DIODE ASSEMBLY	1	
-4	23969-02		NIPPLE - (476 680)	4	
-5	84563-03		RECEPTACLE - External power supply	1	
-6	476 675		NIPPLE - (MS25171-2S)	3	

When ordering, always specify Part Number, Description, and Serial Number of Aircraft

Revised: March 10, 2009

PIPER AIRCRAFT  
PA-34-220T  
AIRPLANE PARTS CATALOG

---

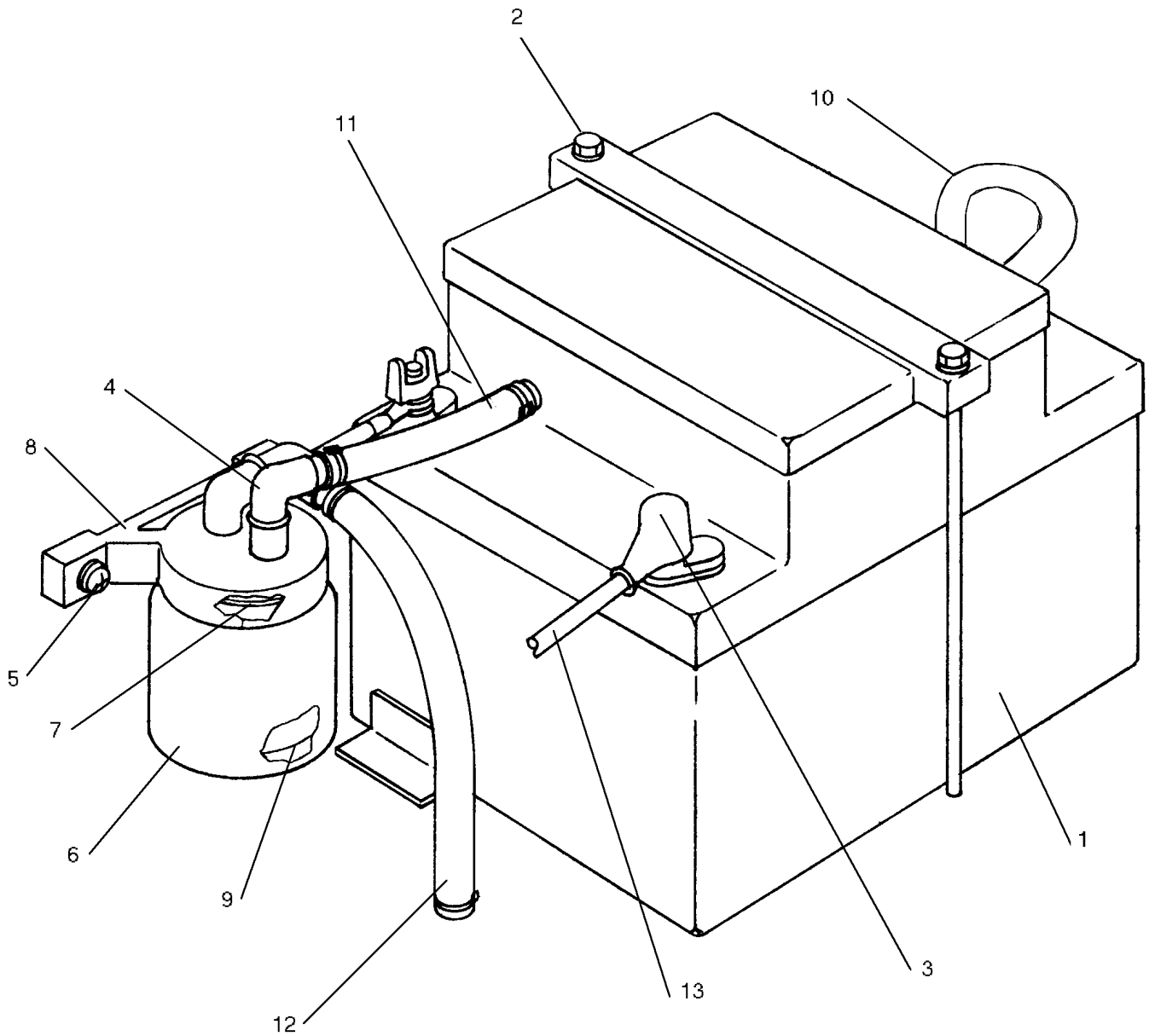


Figure 87B. Battery Installation  
(28 volt system)

Reissued: November 29, 1993



**PIPER AIRCRAFT  
PA-34-220T  
AIRPLANE PARTS CATALOG**

---

CODE EXPLANATIONS FOR FIGURE 87B

**PIPER AIRCRAFT  
PA-34-220T  
AIRPLANE PARTS CATALOG**

<b>Figure and Index Number</b>	<b>Part Number</b>	<b>Code</b>	<b>Nomenclature</b>	<b>No. Req.</b>	<b>Serial Numbers Affected</b>
87B-	89344		DRAWING - Battery Installation		
-1	450 052		BATTERY - (G-247)	1	
-2	89472-02		BOLT ASSEMBLY - Battery tiedown	2	
-3	476 695		BOOT - (66580-02)	2	
-4	559 031		ELBOW - (TBP3621)	2	
-5	411 533		SCREW - (MS35207-264)	2	
	690 612		WASHER - (NAS1149F0363P)	2	
-6	487 768		JAR - Sump (TBP3675)	1	
-7	686 046		SEAL - Cover (TBP3607)	1	
-8	557 370		COVER ASSEMBLY - Sump jar (TBP3676)	1	
-9	680 145		PAD - Felt (TBP3679)	1	
-10	89344-03		TUBE - Positive vent	1	
-11	89344-04		TUBE - Battery to sump jar	1	
-12	89344-05		TUBE - Negative vent	1	
-13	79653-192		WIRE ASSEMBLY - Battery to battery master	1	

When ordering, always specify Part Number, Description, and Serial Number of Aircraft

PIPER AIRCRAFT  
PA-34-220T  
AIRPLANE PARTS CATALOG

---

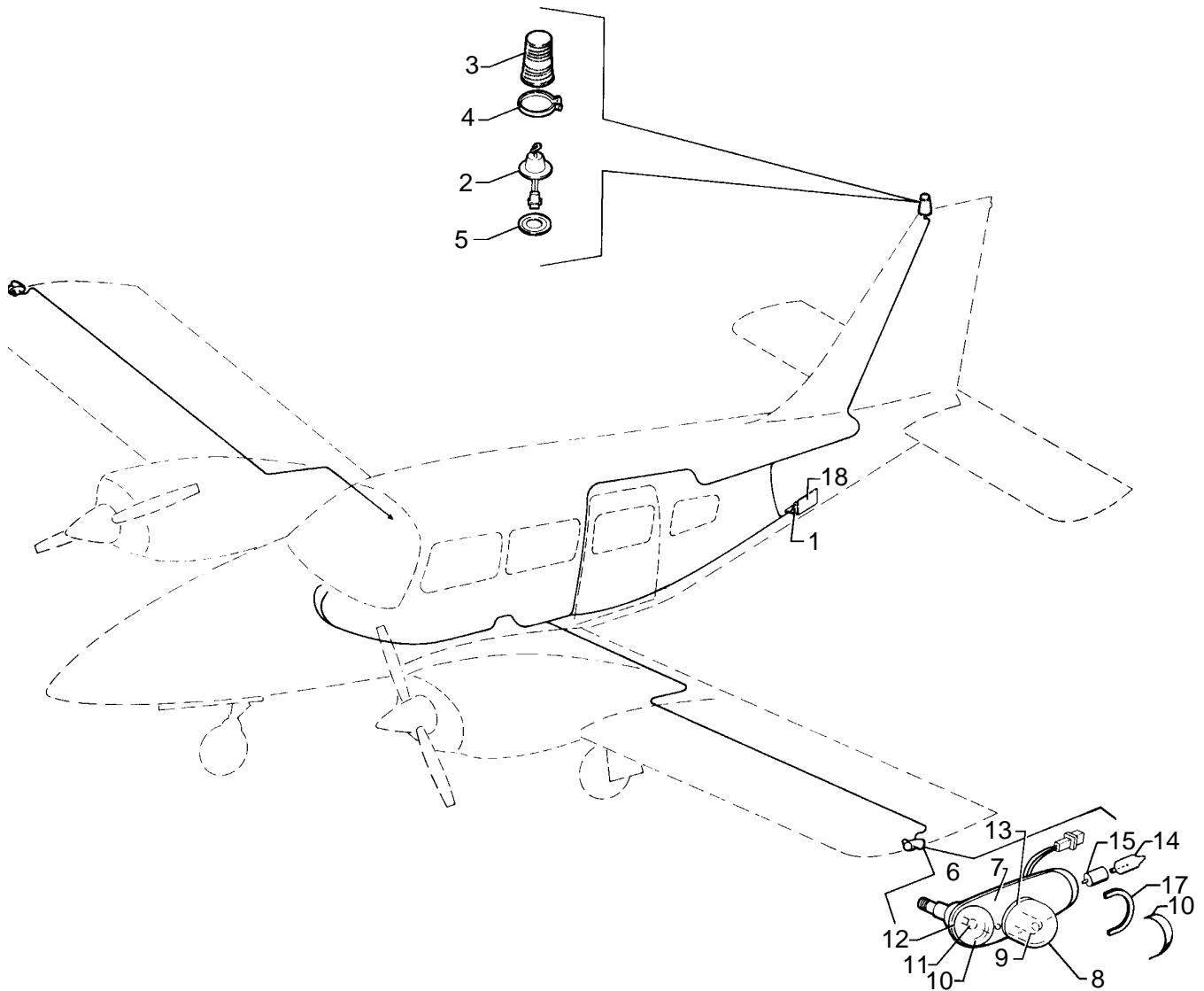


Figure 88. Strobe Lights Installation  
(14 volt system)

Reissued: November 29, 1993

**PIPER AIRCRAFT  
PA-34-220T  
AIRPLANE PARTS CATALOG**

---

CODE EXPLANATIONS FOR FIGURE 88

- A - Used if strobe wing tip lights are not installed.
- B - Used if strobe wing tip lights are installed.
- C - Used with white wing tip strobe only.
- D - Used with red wing tip strobe only.

**PIPER AIRCRAFT  
PA-34-220T  
AIRPLANE PARTS CATALOG**

Figure and Index Number	Part Number	Code	Nomenclature	No. Req.	Serial Numbers Affected
88-	36789		DRAWING - Strobe Lights Installation		
-1	481 214	A	POWER SUPPLY - Strobe lights	1	
	481 247	B	POWER SUPPLY - Strobe lights	1	
-2	757 762		LIGHT ASSEMBLY - Strobe, fin (unshielded)	1	
	761 189		LIGHT ASSEMBLY - Strobe, fin (shielded)	1	
-3	761 161		LENS - Strobe Light, red (unshielded)	1	
	761 194		LENS - Strobe Light, red (shielded)	1	
-4	755 200		CLAMP ASSEMBLY - Ring	1	
-5	755 042		GASKET - Strobe light	1	
-6	572 557		LIGHT ASSEMBLY - Red navigation and white strobe, wing tip (shielded)	1	
	572 558		LIGHT ASSEMBLY - Red navigation and red strobe, wing tip (shielded)	1	
	572 561		LIGHT ASSEMBLY - Green navigation and white strobe, wing tip (shielded)	1	
	572 560		LIGHT ASSEMBLY - Green navigation and red strobe, wing tip (shielded)	1	
-7	762 616		* RETAINER - Light lens (A606)	1	
-8	761 253	C	* LENS AND RETAINER ASSEMBLY - Wing tip strobe (shielded)	1	
	761 254	D	* LENS AND RETAINER ASSEMBLY - Wing tip strobe (shielded)	1	
-9	762 003		* TUBE ASSEMBLY - Flash, tip	1	
-10	751 202		* LENS - Navigation, red	1	
	751 201		* LENS - Navigation, green	1	
-11	751 381		* BULB - (1512) 14 volt	1	
-12	755 075		* GASKET - Navigation light (W1283)	1	
-13	755 076		* GASKET - Wing strobe (A-427-4)	1	
-14	761 256		* LAMP - Navigation light assembly, 14 volt (A508)	1	
-15	762 426		* SOCKET ASSEMBLY - Navigation light (A507)	1	
-16	761 255		* LENS - Navigation light (A615)	1	
-17	755 096		* GASKET - Navigation light (A616)	1	
-18	99031-00		BRACKET ASSEMBLY - Strobe unit mount	1	

When ordering, always specify Part Number, Description, and Serial Number of Aircraft

Revised: December 10, 2006

**PIPER AIRCRAFT  
PA-34-220T  
AIRPLANE PARTS CATALOG**

---

THIS PAGE INTENTIONALLY LEFT BLANK

**PIPER AIRCRAFT  
PA-34-220T  
AIRPLANE PARTS CATALOG**

---

THIS PAGE INTENTIONALLY LEFT BLANK

**PIPER AIRCRAFT  
PA-34-220T  
AIRPLANE PARTS CATALOG**

---

THIS PAGE INTENTIONALLY LEFT BLANK



PIPER AIRCRAFT  
PA-34-220T  
AIRPLANE PARTS CATALOG

---

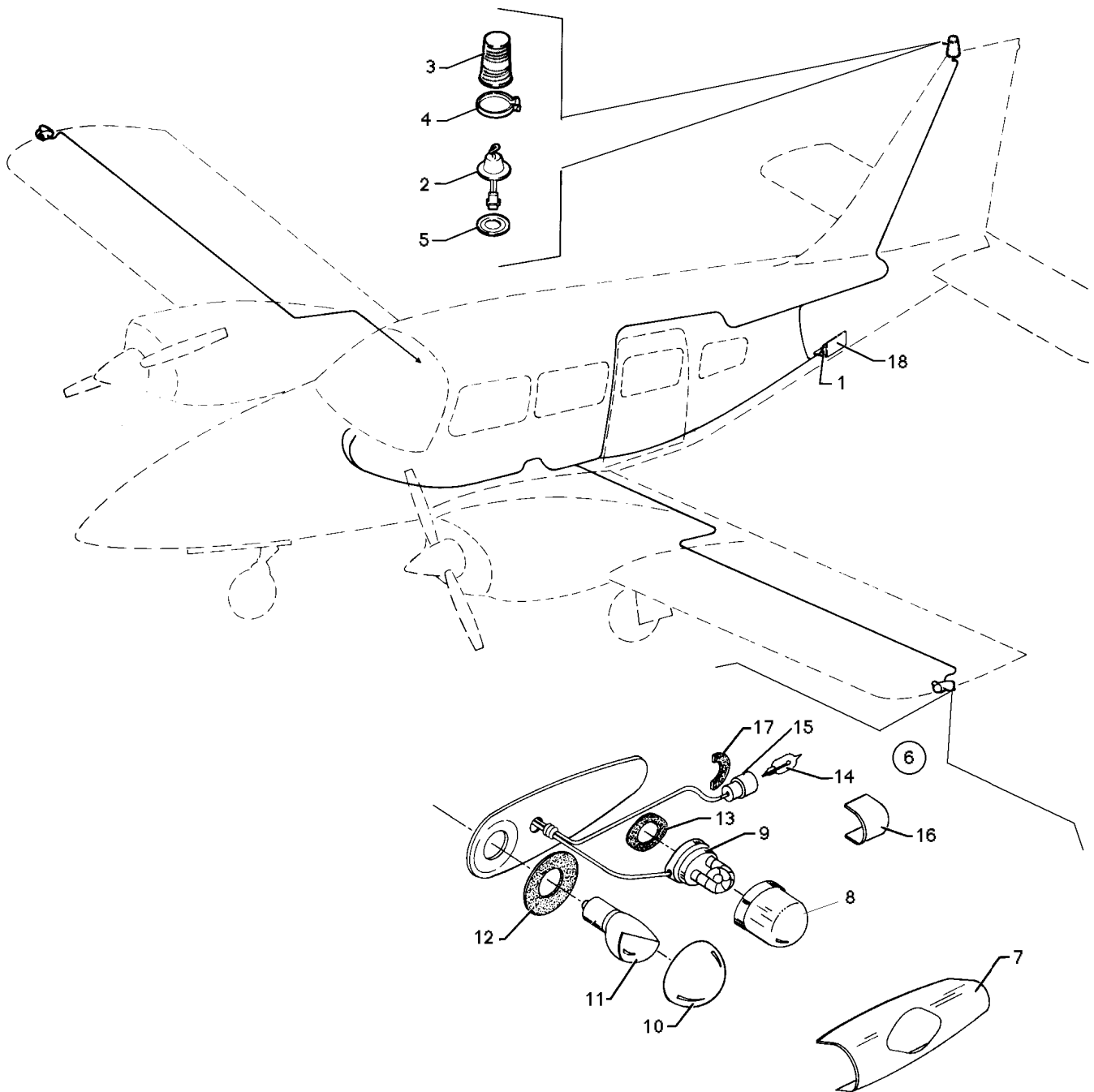


Figure 88A. Strobe Lights Installation  
(28 volt system)

Reissued: November 29, 1993

**PIPER AIRCRAFT  
PA-34-220T  
AIRPLANE PARTS CATALOG**

---

CODE EXPLANATIONS FOR FIGURE 88A

**PIPER AIRCRAFT  
PA-34-220T  
AIRPLANE PARTS CATALOG**

Figure and Index Number	Part Number	Code	Nomenclature	No. Req.	Serial Numbers Affected
88A-	89424		DRAWING - External Wing and Fin Lighting Installation		
-1	481 203		POWER SUPPLY - Strobe lights (A413A-HDA-DF-28)	1	
	481 247		POWER SUPPLY - Strobe lights (A413A-HDA-CF-14/28)	1	3448038 and up
-2	472 904		LIGHT - Strobe, fin (A470-D-R-S)	1	
-3	761 190		LENS - Strobe light, red (shielded) (A402RS)	1	
-4	755 200		CLAMP ASSEMBLY - Ring	1	
-5	755 042		GASKET - Strobe light	1	
-6	572 593		LIGHT ASSEMBLY - Red navigation and white strobe, wing tip (shielded) (90071-00)	1	
	572 592		LIGHT ASSEMBLY - Green navigation and white strobe, wing tip (shielded) (90071-01)	1	
-7	762 616		* RETAINER - Light lens (A606)	1	
-8	761 253		* LENS AND RETAINER ASSEMBLY - Wing tip strobe (shielded) (A612D)	1	
-9	762 003		* TUBE ASSEMBLY - Flash, tip	1	
-10	751 202		* LENS - Navigation, red	1	
	751 201		* LENS - Navigation, green	1	
-11	553 494		* LAMP - (34-0428020-65)	1	
-12	755 075		* GASKET - Navigation light (W1283)	1	
-13	755 076		* GASKET - Wing strobe (A-427-4)	1	
-14	761 208		* LAMP - Navigation light assembly, (A508-28)	1	
-15	762 426		* SOCKET ASSEMBLY - Navigation light (A507)	1	
-16	761 255		* LENS - Navigation light (A615)	1	
-17	755 096		* GASKET - Navigation light (A616)	1	
-18	99031-00		BRACKET ASSEMBLY - Strobe unit mount	1	

When ordering, always specify Part Number, Description, and Serial Number of Aircraft

Revised: March 10, 2009

PIPER AIRCRAFT  
PA-34-220T  
AIRPLANE PARTS CATALOG

---

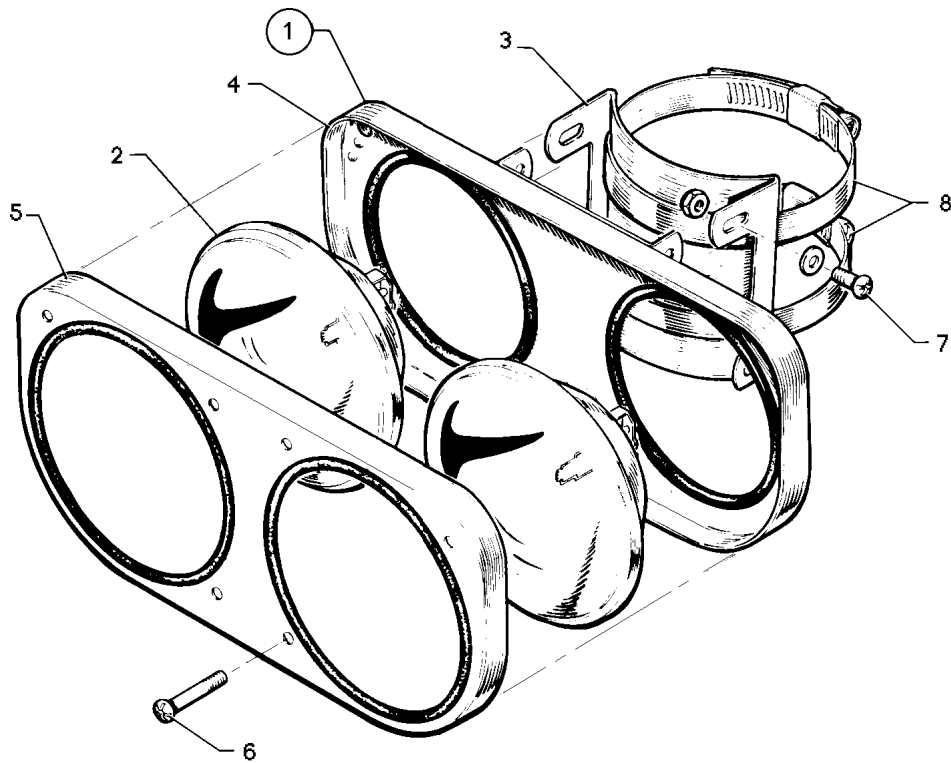


Figure 89. Landing Light Installation

**PIPER AIRCRAFT  
PA-34-220T  
AIRPLANE PARTS CATALOG**

---

CODE EXPLANATIONS FOR FIGURE 89

A - Used on 28 volt system.

Reissued: November 29, 1993

**PIPER AIRCRAFT  
PA-34-220T  
AIRPLANE PARTS CATALOG**

<b>Figure and Index Number</b>	<b>Part Number</b>	<b>Code</b>	<b>Nomenclature</b>	<b>No. Req.</b>	<b>Serial Numbers Affected</b>
89-1	96240-00		LIGHT ASSEMBLY - Landing	1	
	96240-02	A	LIGHT ASSEMBLY - Landing	1	
-2	472 661		* LIGHT - Landing (4509-100W,12V)	2	
	472 071	A	* LIGHT - Landing (PS10008-4594)	2	
-3	43020-00		* BRACKET - Landing light assembly	1	
-4	96241-00		* PLATE ASSEMBLY - Landing light	1	
-5	43022-00		* PLATE ASSEMBLY - Landing light face	1	
-6	415 628		* SCREW - (MS35206-328)	6	
-7	415-519		* SCREW - (MS35206-229)	4	
	690 640		* WASHER - (NAS1149FN632P)	8	
	404 528		* NUT - (MS21042-06)	4	
-8	554 769		CLAMP - (GS-52SS)	2	

When ordering, always specify Part Number, Description, and Serial Number of Aircraft

Revised: March 10, 2009

**2H14**

**PIPER AIRCRAFT  
PA-34-220T  
AIRPLANE PARTS CATALOG**

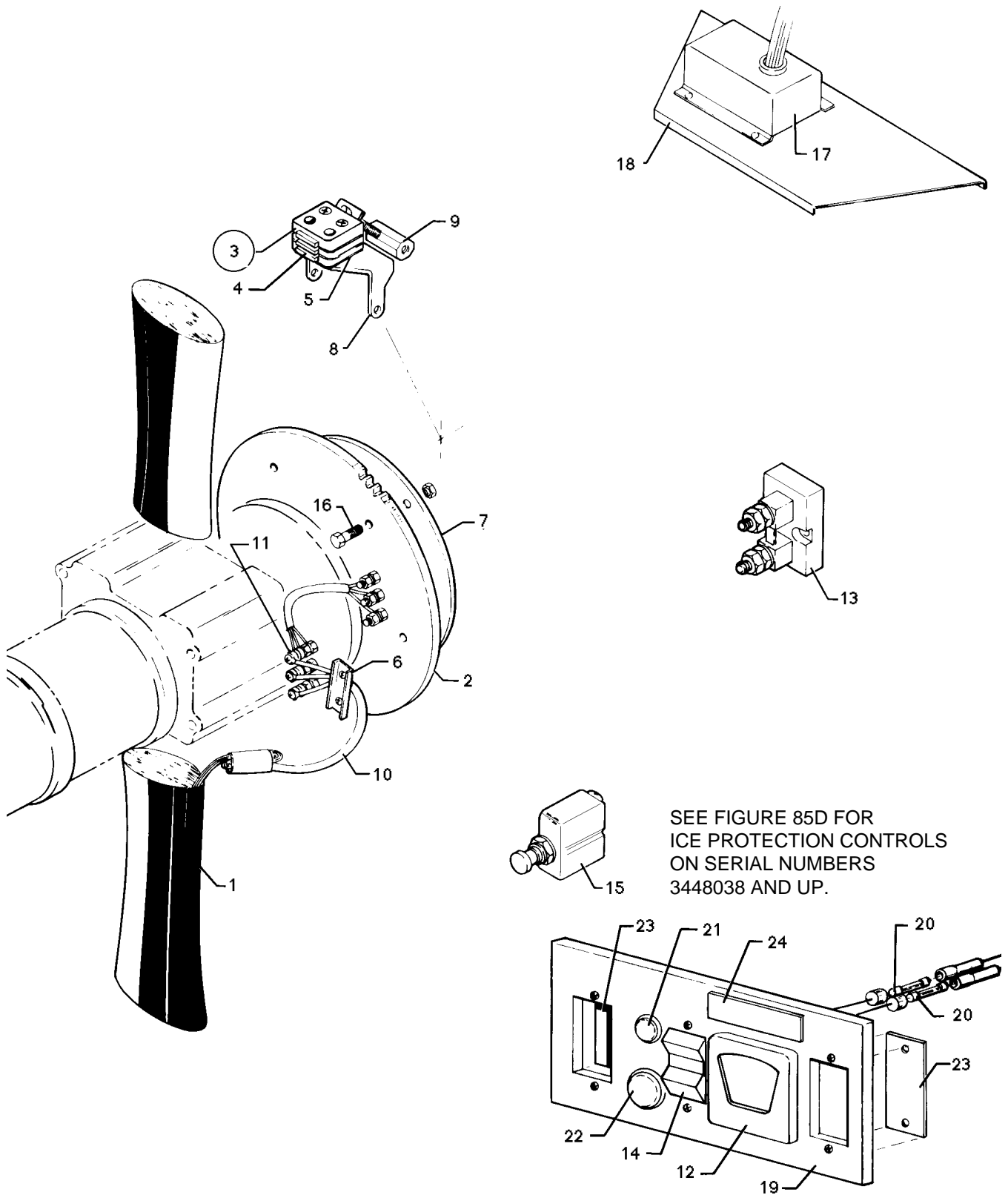


Figure 90. Two Blade Propeller Electric Deicer Installation

Reissued: November 29, 1993

**PIPER AIRCRAFT  
PA-34-220T  
AIRPLANE PARTS CATALOG**

---

CODE EXPLANATIONS FOR FIGURE 90

- A - Used on 28 volt system.
- B - Reference Piper Service Bulletin #987, - latest revision.
- C - Reference Piper Service Letter #1086, - latest revision.



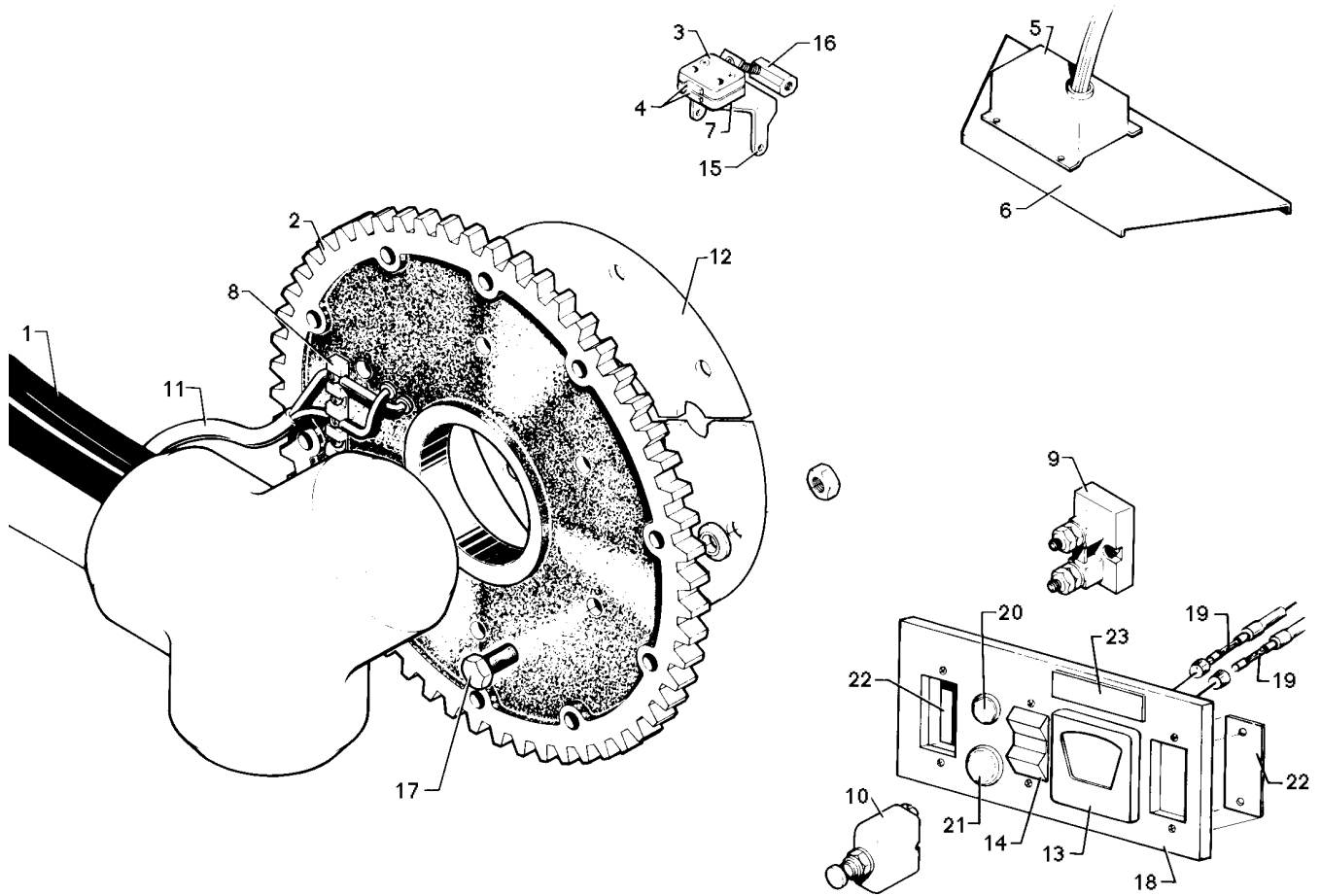
# PIPER AIRCRAFT PA-34-220T AIRPLANE PARTS CATALOG

Figure and Index Number	Part Number	Code	Nomenclature	No. Req.	Serial Numbers Affected
90-	87281 89426	A	DRAWING - Propeller Ice Protection System Installation DRAWING - Propeller Ice Protection System Installation		
-1	553 216 758 570 553 215 758 571 766 853 758 686	C C C C A,C A,C	BOOT - Propeller deicer, left (4E1895-7) BOOT - Propeller deicer, left (4E1895-10) BOOT - Propeller deicer, right (4E1214-7) BOOT - Propeller deicer, right (4E1214-10) BOOT - Propeller deicer, left (4E1601-10) BOOT - Propeller deicer, right (4E1188-10)	2 2 2 2 2 2	34-8133001 thru 34-8333001 34-8333002 and up 34-8133001 thru 34-8333001 34-8333002 and up
-2	484 853		SLIP RING ASSEMBLY - (4E1923-3)	2	
-3	758 431		MODULAR BRUSH ASSEMBLY - (3E2042-1)	2	
-4	758 434 758 435 758 436		* BRUSH MODULE ASSEMBLY - (3E2011-1) * BRUSH MODULE ASSEMBLY - (3E2011-2) * BRUSH MODULE ASSEMBLY - (3E2011-3)	1 1 1	
-5	486 557		SHIM - (1E1157)	2	
-6	554 637		CLIP - Lead (3E1271-2)	4	
-7	582 448		PLATE - Mounting, split (4E2058)	4	
-8	453 452		BRACKET - Brush block mounting (4E2032)	2	
-9	587 702		ARM ASSEMBLY - Support (3E1935)	2	
-10	464 097 755 338 755 339		HARNESS - Deicer, (4E1967-1) HARNESS - Deicer, left (4E1967-3) HARNESS - Deicer, right (4E2235-3)	4 2 2	34-8133001 thru 34-8333001 34-8333002 and up 34-8333002 and up
-11	453 996		BUSHING - (2E1260)	24	
-12	548 084 751 286		AMMETER - (3E1389-8) AMMETER - (3E1389-3)	1 1	
-13	486 636		SHUNT - Ammeter (MS91586-1)	1	
-14	588 064 688 296 653 521 472 200	A A A	SWITCH - Prop deicer (99377-34) SWITCH - (8941K699) CAP - Switch (84622-22) LAMP - (PS10008-85)	1 1 1 2	
-15	454 718 564 002	A	CIRCUIT BREAKER - (PS50120-2-6) 25 amp CIRCUIT BREAKER - (PS50120-4-85) 15 amp	1 1	
-16	758 559 756 664 404 561		BOLT - (1/4-28UNF-3) WASHER - (4-M-52) NUT - (MS21045-4)	12 12 12	
-17	761 990	B	TIMER - Propeller deicer (3E1150-10)	1	
-18	37710-00		BRACKET - Timer mounting	1	
-19	37704-19 37704-21	A	PANEL - Ice protection system control PANEL - Ice protection system control	1 1	
-20	461 629		FUSE - (311005) 5 amp	2	
-21	453 691		BUTTON - Plug (SS48151)	1	
-22	453 709		BUTTON - Plug (SS48152)	1	
-23	66713-00		PLATE - Cover	2	
-24	69669-02		PLACARD - Not approved for flight in icing conditions	1	

When ordering, always specify Part Number, Description, and Serial Number of Aircraft

Revised: March 10, 2009

PIPER AIRCRAFT  
PA-34-220T  
AIRPLANE PARTS CATALOG



SEE FIGURE 85D FOR  
ICE PROTECTION CONTROLS  
ON SERIAL NUMBERS  
3448038 AND UP.

Figure 91. Three Blade Propeller Electric Deicer Installation

**PIPER AIRCRAFT  
PA-34-220T  
AIRPLANE PARTS CATALOG**

---

CODE EXPLANATIONS FOR FIGURE 91

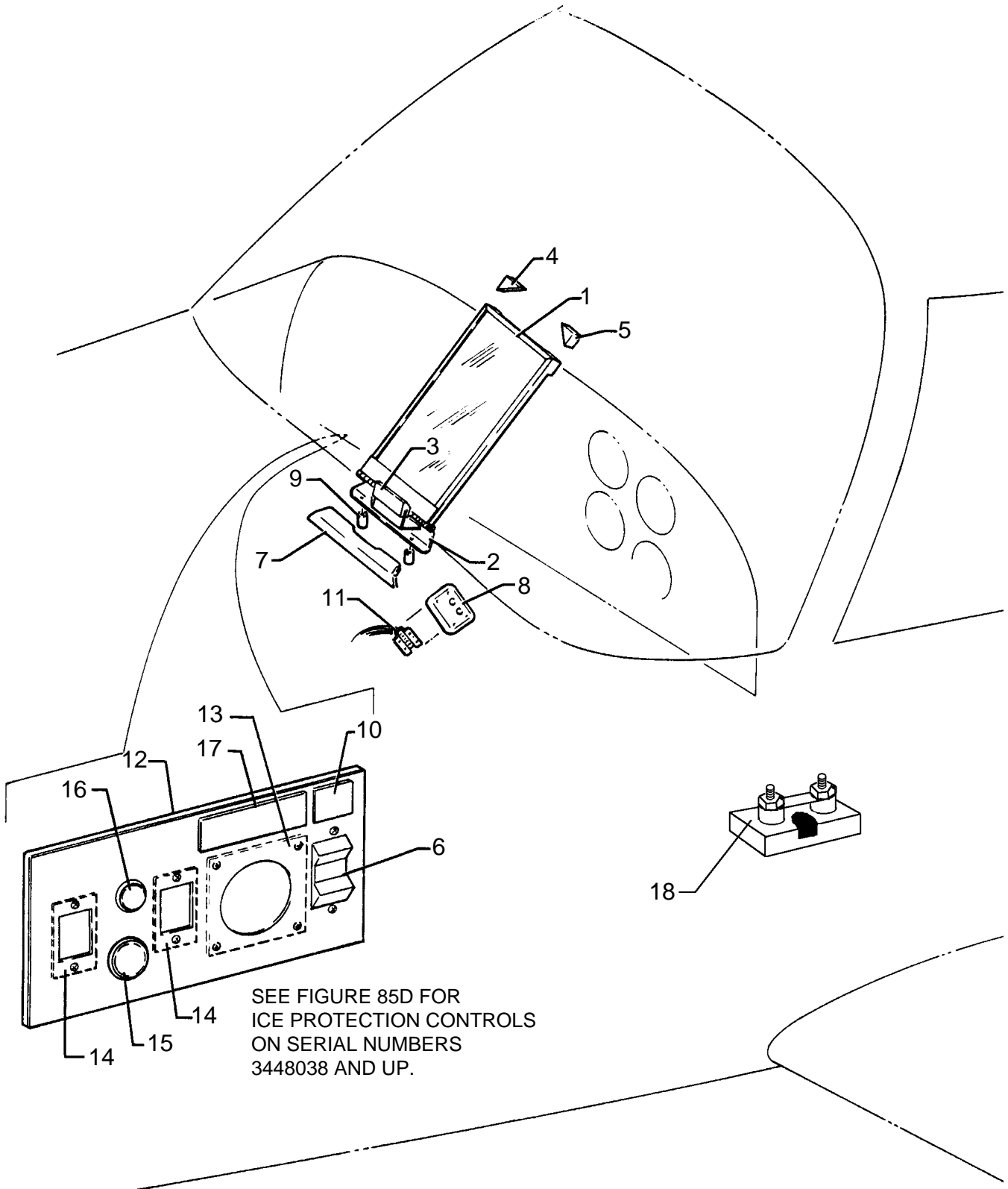
A - Used on 28 volt system.

# PIPER AIRCRAFT PA-34-220T AIRPLANE PARTS CATALOG

Figure and Index Number	Part Number	Code	Nomenclature	No. Req.	Serial Numbers Affected
91-	87281 89426	A	DRAWING - Propeller Ice Protection System Installation DRAWING - Propeller Ice Protection System Installation		
-1	758 463 758 464 758 593 758 568	A A	BOOT - Propeller deicer, left (4E2303-10) BOOT - Propeller deicer, right (4E2292-10) BOOT - Propeller deicer, left (4E2271-10) BOOT - Propeller deicer, right (4E2200-10)	3 3 3 3	
-2	762 376		SLIP RING ASSEMBLY - (4E2362)	2	
-3	758 462		MODULAR BRUSH ASSEMBLY - (3E2062-2)	2	
-4	758 435 758 436		* BRUSH MODULE ASSEMBLY - (3E2011-2) * BRUSH MODULE ASSEMBLY - (3E2011-3)	1 1	
-5	762 006		TIMER - Propeller deicer (3E1964-3)	1	
-6	37710-00		BRACKET - Timer mounting	1	
-7	486 557		SHIM - (1E1157)	2	
-8	762 375		STRIP - Terminal (1E1150-3)	6	
-9	486 636		SHUNT - Ammeter (MS91586-1)	1	
-10	454 724 454 797	A	CIRCUIT BREAKER - (PS50120-5-2) 35 amp CIRCUIT BREAKER - (PS50120-4-81) 20 amp	1 1	
-11	755 302		HARNESS - Deicer (3E2092-5)	6	
-12	582 448		PLATE - Mounting, split (4E2058)	4	
-13	763 025 751 298	A	AMMETER - (3E1389-7) AMMETER - (3E1389-2)	1 1	
-14	588 064 688 296 653 521 472 200	A A A	SWITCH - Prop deice (99377-34) SWITCH - (8941K699) CAP - Switch (84622-22) LAMP - (PS10008-85)	1 1 1 2	
-15	453 452		MOUNTING BRACKET - Brush (4E2032)	2	
-16	587 702		ARM ASSEMBLY - Support (3E1935)	2	
-17	758 559 756 664 404 561		BOLT - (1/4-28UNF-3) WASHER - (4-M-52) NUT - (MS21045-4)	12 12 12	
-18	37704-19 37704-21	A	PANEL - Ice protection system control PANEL - Ice protection system control	1 1	
-19	461 629		FUSE - (311005) 5amp	2	
-20	453 691		BUTTON - (SS48151)	1	
-21	453 709		BUTTON - (SS48152)	1	
-22	66713-00		PLATE - Switch cover	2	
-23	69669-02		PLACARD - Not approved for flight in icing conditions	1	

When ordering, always specify Part Number, Description, and Serial Number of Aircraft

PIPER AIRCRAFT  
PA-34-220T  
AIRPLANE PARTS CATALOG



SEE FIGURE 85D FOR  
ICE PROTECTION CONTROLS  
ON SERIAL NUMBERS  
3448038 AND UP.

Figure 92. Heated Glass Panel Installation

Reissued: November 29, 1993

**PIPER AIRCRAFT  
PA-34-220T  
AIRPLANE PARTS CATALOG**

---

CODE EXPLANATIONS FOR FIGURE 92

- A - Used on 28 volt system.
- B - Reference Piper Service Letter #948, - latest revision.

**PIPER AIRCRAFT  
PA-34-220T  
AIRPLANE PARTS CATALOG**

Figure and Index Number	Part Number	Code	Nomenclature	No. Req.	Serial Numbers Affected
92-	37700		DRAWING - Ice Protection System Installation		
-1	78148-00	B	PANEL ASSEMBLY - Heated glass, complete	1	
	78148-02	A,B	PANEL ASSEMBLY - Heated glass, complete	1	
-2	31997-00		* PLATE ASSEMBLY - Heated glass panel hinge	1	
-3	33034-00		* BLOCK - Rubber	1	
-4	31637-02		* PLATE - Heated glass panel	1	
-5	31637-03		* PLATE - Heated glass panel	1	
-6	454 640		SWITCH - Circuit breaker (PS50120-4-60)	1	
	688 296	A	SWITCH - (8941K699)	1	
	653 525	A	CAP - Switch (84622-26)	1	
	472 200	A	LAMP - (PS10008-85)	2	
-7	78180-02		SKIRT - Glass panel, hinge	1	
-8	87429-02	B	PLATE ASSEMBLY - Heated glass receptacle	1	
-9	63900-163		BUSHING	2	
-10	69669-69		PLACARD - Windshield panel heat	1	
-11	78150-00		RECEPTACLE ASSEMBLY - Windshield panel	1	
	83711-02		RECEPTACLE ASSEMBLY - Windshield panel	1	3448005 and up
-12	37704-19		PANEL - Control	1	
	37704-21	A	PANEL - Control	1	
-13	37704-18		COVER - Panel assembly	1	
-14	66713-00		COVER - Switch cover	2	
-15	453 709		BUTTON - Plug (SS48152)	1	
-16	453 691		BUTTON - Plug (SS48151)	1	
-17	69669-02		PLACARD - Not approved for flight into icing conditions	1	
-18	486 624		SHUNT - Ammeter (MS91586-2)	1	

When ordering, always specify Part Number, Description, and Serial Number of Aircraft

Revised: March 10, 2009

**PIPER AIRCRAFT  
PA-34-220T  
AIRPLANE PARTS CATALOG**

---

THIS PAGE INTENTIONALLY LEFT BLANK



PIPER AIRCRAFT  
PA-34-220T  
AIRPLANE PARTS CATALOG

---

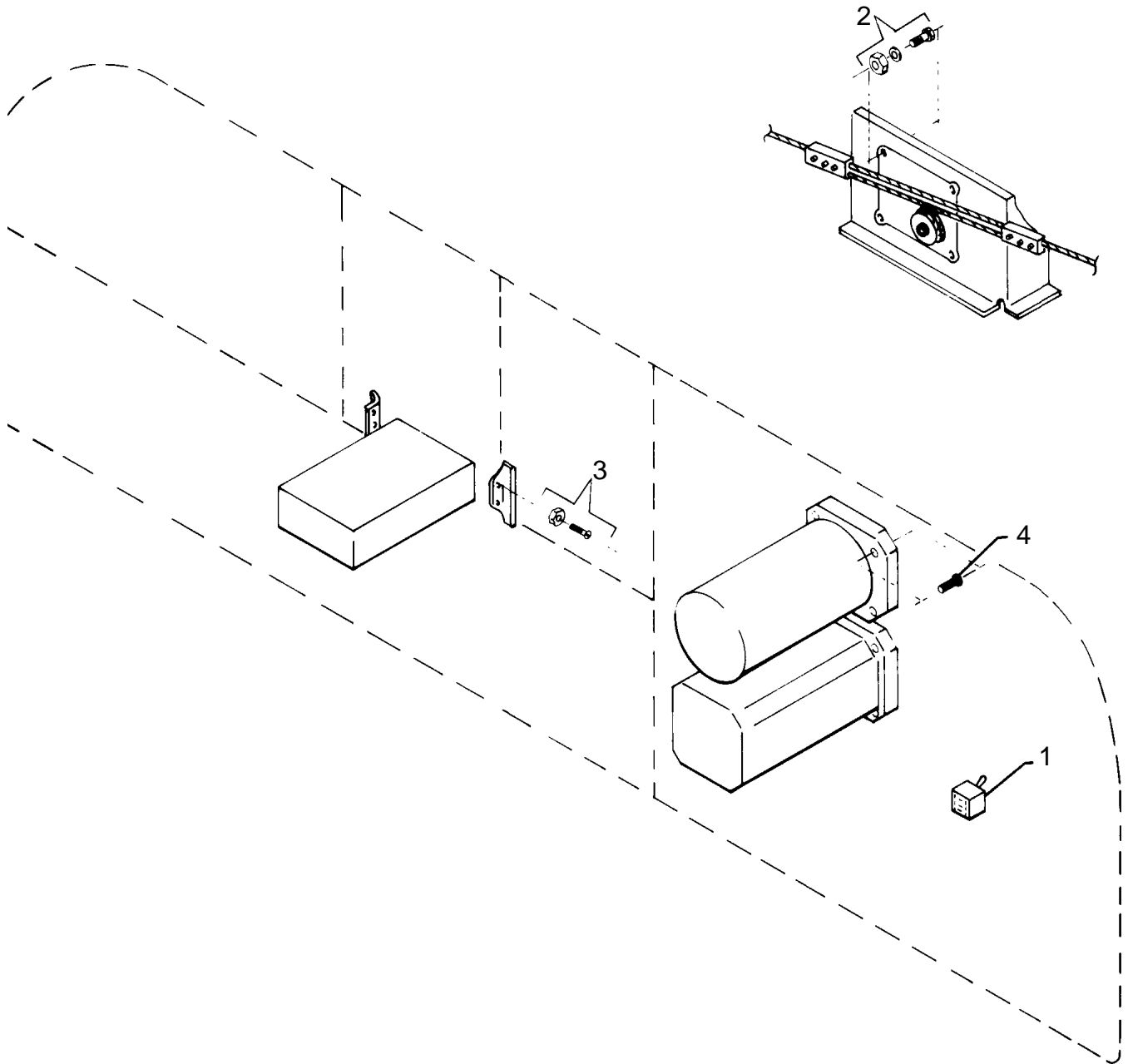


Figure 93. Century 21 AutoPilot Installation  
(See Code A)

Reissued: November 29, 1993

**PIPER AIRCRAFT  
PA-34-220T  
AIRPLANE PARTS CATALOG**

---

CODE EXPLANATIONS FOR FIGURE 93

- A - This installation is relative only to associated Piper Aircraft Corporation parts that are used when installing Mitchell Century 21 AutoPilot. All Mitchell equipment and components must be procured from an authorized Mitchell Service Center or from Edo-Aire Mitchell, Post Office Box 610, Municipal Airport, Mineral Wells, Texas 76067.

**PIPER AIRCRAFT  
PA-34-220T  
AIRPLANE PARTS CATALOG**

<b>Figure and Index Number</b>	<b>Part Number</b>	<b>Code</b>	<b>Nomenclature</b>	<b>No. Req.</b>	<b>Serial Numbers Affected</b>
93-	39796		DRAWING - Century 21 AutoPilot Installation		
-1	688 153		SWITCH - AutoPilot (SF3GBX191)	1	
-2	400 438		BOLT - (AN3-4A)	4	
	690 612		WASHER - (NAS1149F0363P)	4	
	404 526		NUT - (MS21042-3)	4	
-3	414 693		SCREW - (MS24693-S3)	6	
	603 376		NUT - (NAS679A04W)	6	
-4	514 749		SCREW - (PS10084-26-2)	8	

When ordering, always specify Part Number, Description, and Serial Number of Aircraft

Revised: March 10, 2009

PIPER AIRCRAFT  
PA-34-220T  
AIRPLANE PARTS CATALOG

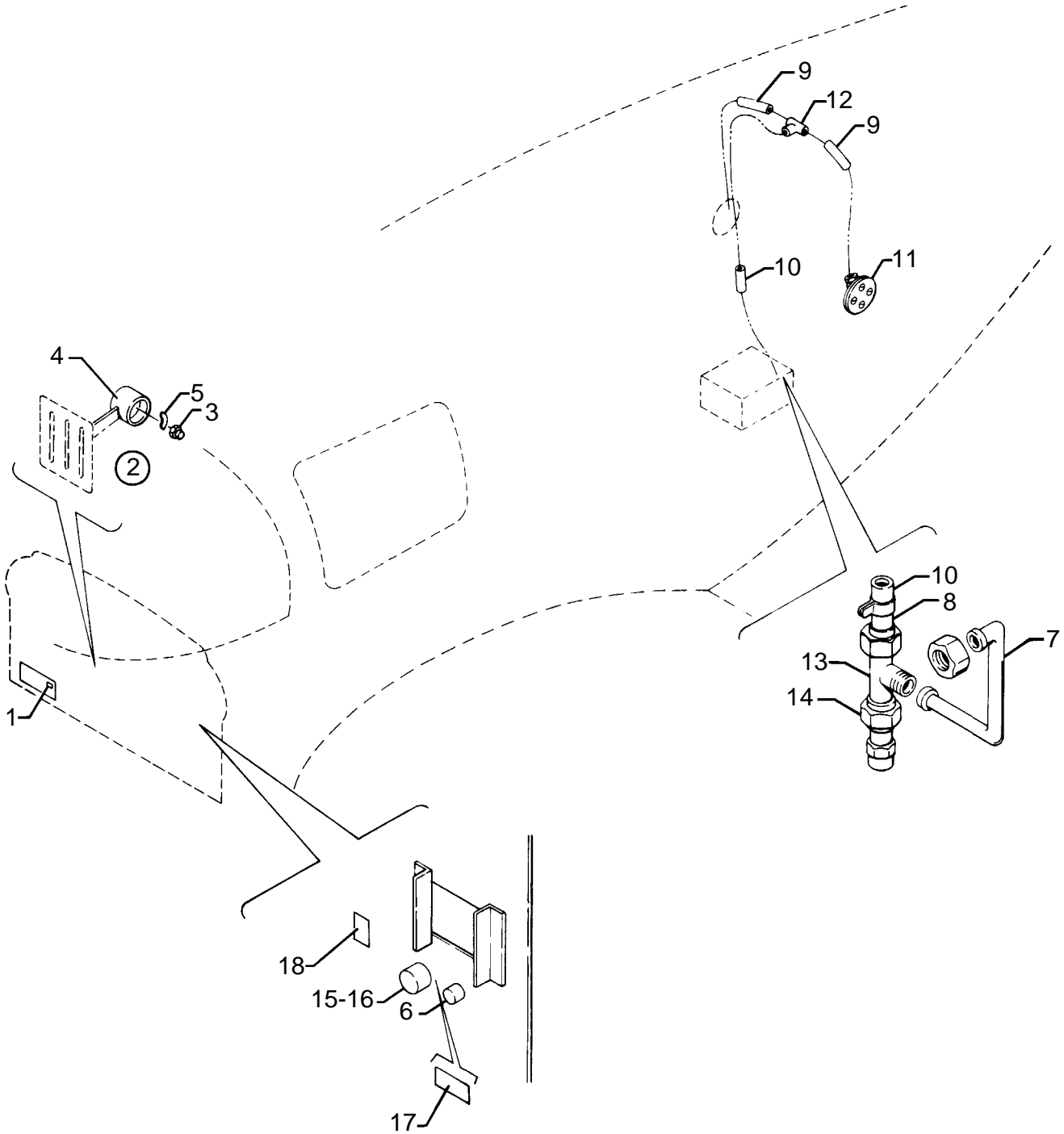


Figure 93A. Century 41 AutoPilot Installation  
(s/n 34-8133010 and up) (See Code A)

**PIPER AIRCRAFT  
PA-34-220T  
AIRPLANE PARTS CATALOG**

---

CODE EXPLANATIONS FOR FIGURE 93A

- A - This installation is relative only to associated Piper Aircraft Corporation parts that are used when installing Mitchell Century 41 AutoPilot. All Mitchell equipment and components must be procured from an authorized Mitchell Service Center or from Edo-Aire Mitchell, Post Office Box 610, Municipal Airport, Mineral Wells, Texas 76067.
- B - Used with single cue or double cue artificial horizon.
- C - Used with single cue artificial horizon.
- D - Used on serial numbers 34-8233180 and up. Also used on serial numbers 34-8133001 thru 34-8233179 if Pitch Trim Switch Replacement Kit 764 401 has been installed.

# PIPER AIRCRAFT PA-34-220T AIRPLANE PARTS CATALOG

Figure and Index Number	Part Number	Code	Nomenclature	No. Req.	Serial Numbers Affected
93A-	39795		DRAWING - Century 41 AutoPilot Installation		
-1	454 714		CIRCUIT BREAKER - (PS50120-2-1) 5 amp	1	
-2	78233-06	B	SWITCH ASSEMBLY - Go-around	1	
-3	588 085	B	* SWITCH - (39-3)	1	
-4	78234-00	B	* KNOB - Throttle	1	
-5	78237-00	B	* PLACARD - Go-around	1	
-6	39802-02	C	SWITCH ASSEMBLY - Flight director	1	
-7	95153-158		TUBE ASSEMBLY - Pitot pressure	1	
-8	67700-160		TUBE ASSEMBLY - Static air	1	
-9	86238-138		TUBE ASSEMBLY - Pitot static	2	
-10	63913-36		HOSE - Static air	1	
-11	78039-00		FITTING ASSEMBLY - Static line vent	2	
-12	488 315		TEE - (AN824-3D)	1	
-13	691 225		TEE - (MS20826-3D)	1	
-14	455 173		COUPLING - (AN910-1D)	1	
-15	764 401		PITCH TRIM SWITCH REPLACEMENT KIT	1	34-8133001 thru 34-8233179
-16	587 923	D	* SWITCH - Pitch trim (PS10095-1)	1	
-17	87369-38	D	* PLACARD - Electric pitch trim (583 850)	1	
-18	87369-39	D	* PLACARD - On-off (583 851)	1	

When ordering, always specify Part Number, Description, and Serial Number of Aircraft

PIPER AIRCRAFT  
PA-34-220T  
AIRPLANE PARTS CATALOG

---

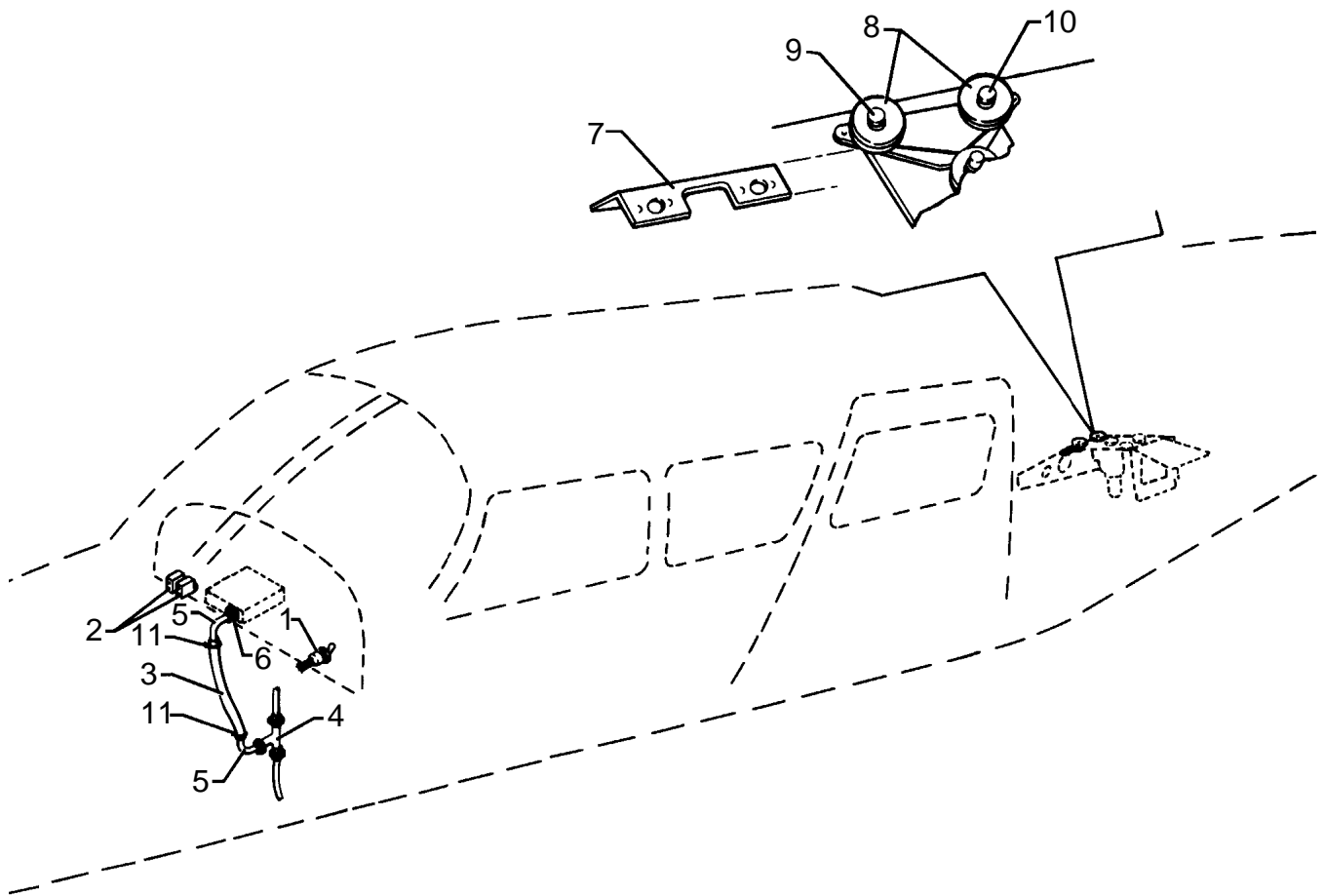


Figure 93B. Century 31 AutoPilot Installation  
(s/n 34-8433001 and up) (See Code A)

Reissued: November 29, 1993

**PIPER AIRCRAFT  
PA-34-220T  
AIRPLANE PARTS CATALOG**

---

CODE EXPLANATIONS FOR FIGURE 93B

- A - This installation is relative only to associated Piper Aircraft Corporation parts that are used when installing Mitchell Century 31 AutoPilot. All Mitchell equipment and components must be procured from an authorized Mitchell Service Center or from Edo-Aire Mitchell, Post Office Box 610, Municipal Airport, Mineral Wells, Texas 76067.



**PIPER AIRCRAFT  
PA-34-220T  
AIRPLANE PARTS CATALOG**

<b>Figure and Index Number</b>	<b>Part Number</b>	<b>Code</b>	<b>Nomenclature</b>	<b>No. Req.</b>	<b>Serial Numbers Affected</b>
93B-	87476		DRAWING - Century 31 AutoPilot Installation		
-1	587 923		SWITCH - Pitch trim master (PS10095-1)	1	
-2	454 714		CIRCUIT BREAKER - Trim and autopilot (PS50120-2-1)	2	
-3	69015-76		HOSE - Static air to controller	1	
-4	488 315		TEE - (AN824-3D)	1	
-5	63211-00		TUBE ASSEMBLY - Static air	2	
-6	476 647		ADAPTER - (AN816-3D)	1	
-7	96616-00		BRACKET - Pitch trim servo	1	
-8	481 640		PULLEY - Pitch trim servo (MS24566-1B)	2	
-9	400 443		BOLT - (AN3-12A)	1	
	95061-115		SPACER	1	
-10	401 270		BOLT - (AN3-11A)	1	
	95061-118		SPACER	1	
-11	554 575		CLAMP	2	

When ordering, always specify Part Number, Description, and Serial Number of Aircraft

Revised: March 10, 2009

PIPER AIRCRAFT  
PA-34-220T  
AIRPLANE PARTS CATALOG

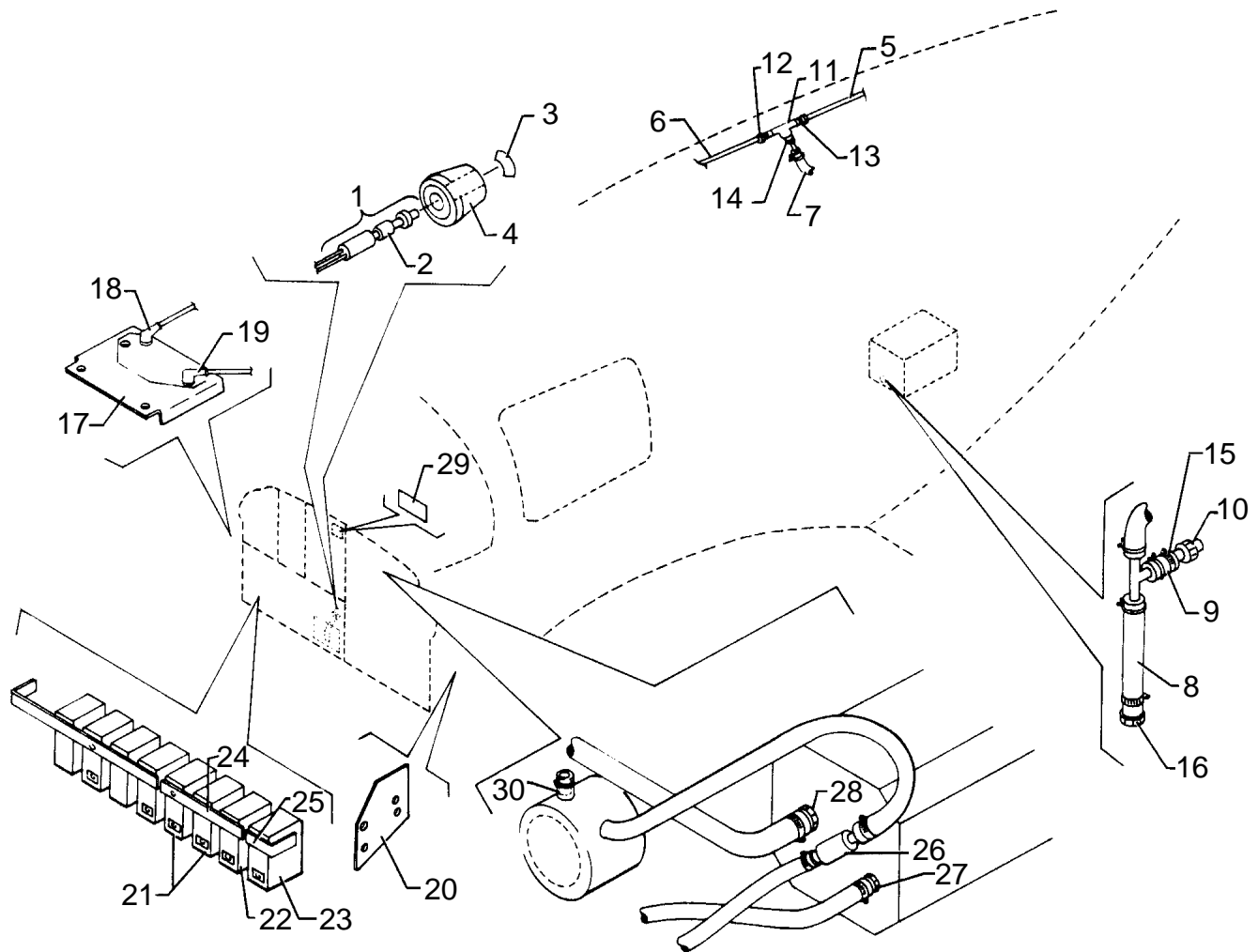


Figure 93C. King KFC-200 AutoPilot/Flight Director Installation  
(See Code A)

**PIPER AIRCRAFT  
PA-34-220T  
AIRPLANE PARTS CATALOG**

---

CODE EXPLANATIONS FOR FIGURE 93C

- A - This installation is relative only to associated Piper Aircraft Corporation parts that are used when installing King KFC-200 AutoPilot/Flight Director. All King equipment and components must be procured from King Radio Corporation, 400 N. Rogers Road, Olathe, Kansas 66061.

# PIPER AIRCRAFT PA-34-220T AIRPLANE PARTS CATALOG

Figure and Index Number	Part Number	Code	Nomenclature	No. Req.	Serial Numbers Affected
93C-	36840		DRAWING - King KFC-200 AutoPilot/Flight Director Installation		
-1	78233-04		SWITCH ASSEMBLY - Go-around	1	
-2	487 904		* SWITCH - (39-1)	1	
-3	78237-00		* PLACARD - Go-around	1	
-4	78234-00		* KNOB - Throttle	1	
-5	95153-20		TUBE ASSEMBLY - Pitot line	1	
-6	37343-64		TUBE ASSEMBLY - Static line	1	
-7	63913-49		HOSE - Flexible	1	
-8	63913-191		HOSE - Flexible	1	
-9	63913-12		HOSE - Flexible	1	
-10	67700-393		TUBE ASSEMBLY	1	
-11	488 474		TEE - (AN917-1D)	1	
-12	477 611		COUPLING - (AN818-3D)	2	
-13	476 647		NIPPLE - (AN816-3D)	1	
-14	451 857		UNION - (AN840-4D)	1	
-15	554 678		CLAMP	1	
-16	401 310		BOLT - (AN4-10A)	1	
-17	87257-02		BRACKET - Relay mounting	1	
-18	476 673		NIPPLE - Electrical (23969-02)	1	
-19	476 675		NIPPLE - Electrical (23969-03)	2	
-20	87733-02		BRACKET - Relay	1	
-21	454 714		CIRCUIT BREAKER - (PS50120-2-1) 5 amp	2	
-22	454 715		CIRCUIT BREAKER - (PS50120-2-3) 10 amp	1	
-23	453 475		CIRCUIT BREAKER - (PS50120-2-7) 1 amp	1	
-24	37206-03		BUS BAR - Strip	1	
-25	37206-07		BUS BAR - Strip	1	
-26	560 835		FITTING - (1K31-4-6-4)	1	
-27	451 881		FITTING - (1K10-2-4)	1	
-28	451 939		FITTING - (1K10-4-6)	1	
-29	35669-175		PLACARD - Autopilot inoperative	1	
-30	96268-00		PLUG ASSEMBLY	1	

When ordering, always specify Part Number, Description, and Serial Number of Aircraft

**PIPER AIRCRAFT  
PA-34-220T  
AIRPLANE PARTS CATALOG**

---

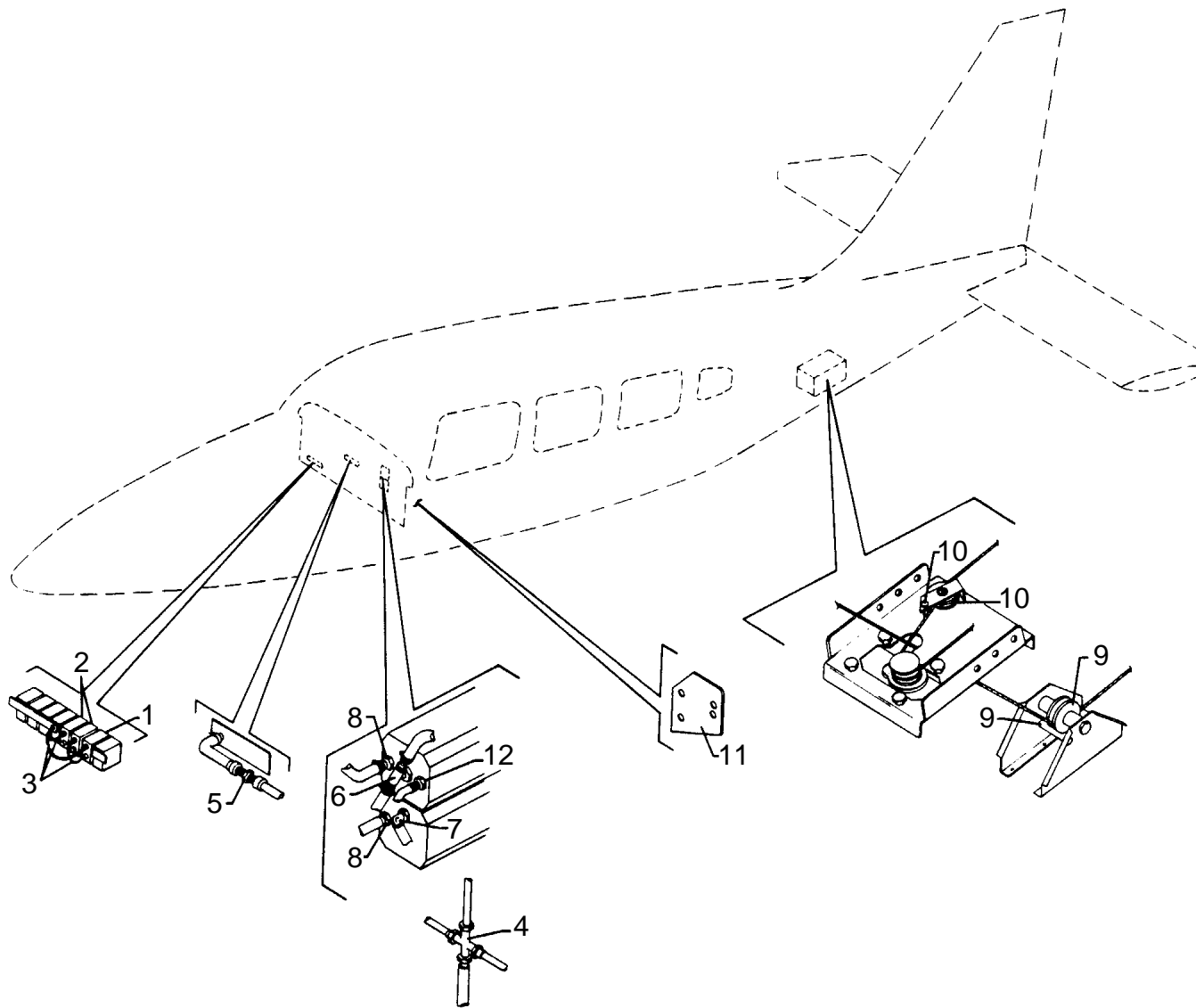


Figure 93D. King KAP 150/KFC 150 AutoPilot/Flight Director Installation  
(s/n 34-8433001 and up) (See Code A)

Reissued: November 29, 1993

**PIPER AIRCRAFT  
PA-34-220T  
AIRPLANE PARTS CATALOG**

---

CODE EXPLANATIONS FOR FIGURE 93D

- A - This installation is relative only to associated Piper Aircraft Corporation parts that are used when installing King KAP 150/KFC 150 AutoPilot/Flight Director. All King equipment and components must be procured from King Radio Corporation, 400 N. Rogers Road, Olathe, Kansas, 66061.
- B - Used if Horizontal Situation Indicator is installed.
- C - Used if Horizontal Situation Indicator is not installed.
- D - Used if Yaw Damper is installed.
- E - Reference Piper Service Bulletin #801, - latest revision.

**PIPER AIRCRAFT  
PA-34-220T  
AIRPLANE PARTS CATALOG**

Figure and Index Number	Part Number	Code	Nomenclature	No. Req.	Serial Numbers Affected
93D-	87517	E	DRAWING - King KAP 150/KFC 150 AutoPilot/Flight Director Installation		
-1	454 715		CIRCUIT BREAKER - (PS50120-2-3) 10 amp	1	
-2	454 714	C	CIRCUIT BREAKER - (PS50120-2-1) 5 amp	1	
	454 714	B	CIRCUIT BREAKER - (PS50120-2-1) 5 amp	2	
-3	99983-109	C	JUMPER - Circuit breaker	2	
	99983-109	B	JUMPER - Circuit breaker	3	
-4	455 417		FITTING - Cross (AN827-3D)	1	
-5	491 049		UNION - (AN815-3D)	1	
-6	560 878		FITTING - (1K72-4-6-4)	1	
-7	451 881		FITTING - (1K10-2-4)	1	
-8	451 939	C	FITTING - (1K10-4-6)	2	
	451 939	B	FITTING - (1K10-4-6)	1	
-9	481 640		PULLEY - (MS24566-1B)	1	
	424 543		PIN - (NAS427K-42)	1	
-10	481 626	D	PULLEY - (MS20219-02)	1	
	424 509	D	PIN - (NAS427K-15)	1	
-11	87733-02	D	BRACKET - Yaw relay	1	
-12	558 913	C	ELBOW - (1K9-4-6)	1	

When ordering, always specify Part Number, Description, and Serial Number of Aircraft

Revised: September 10, 2007

PIPER AIRCRAFT  
PA-34-220T  
AIRPLANE PARTS CATALOG

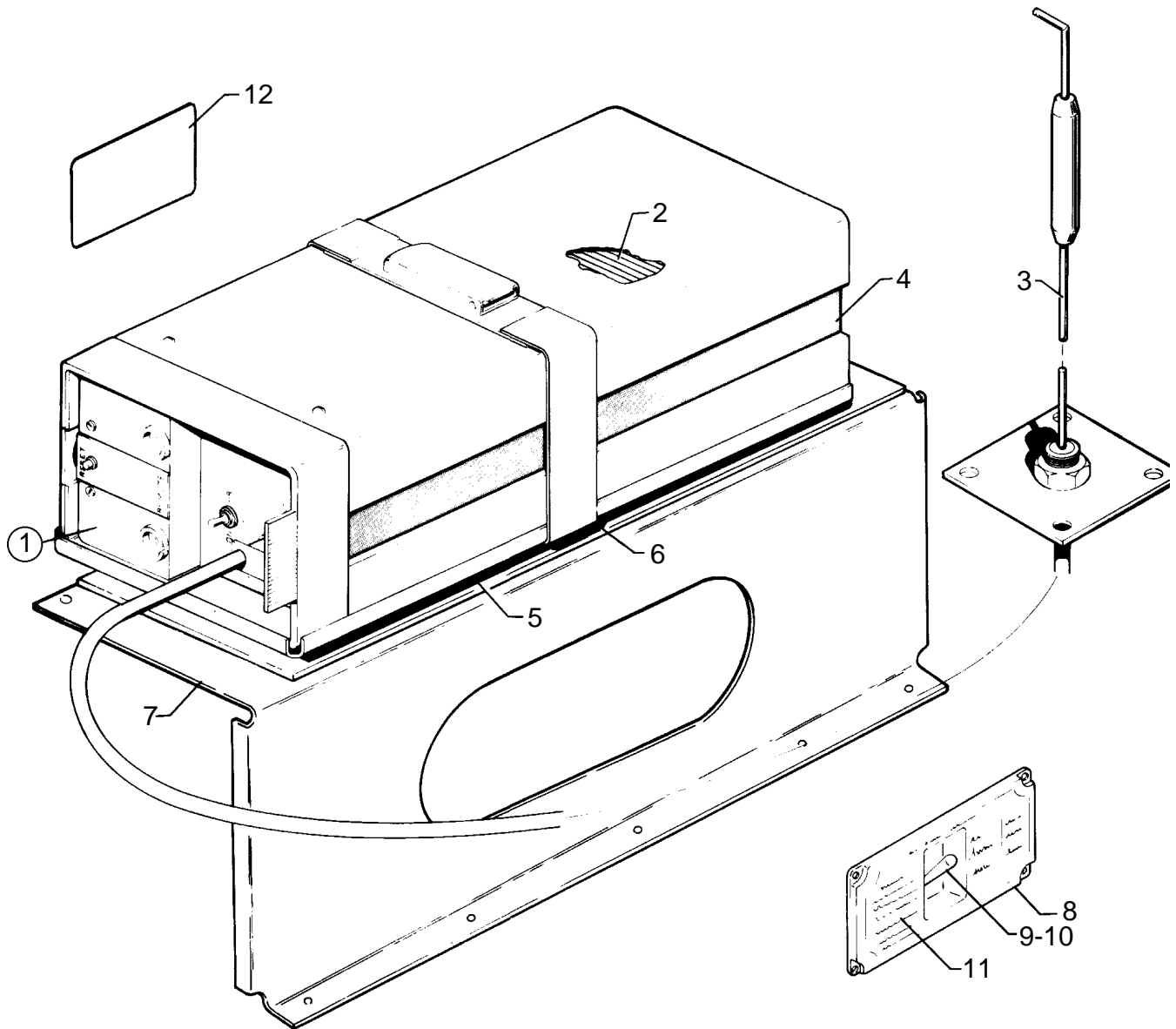


Figure 94. Piper Automatic Locator (ELT 10) Installation  
(Narco Avionics)



**PIPER AIRCRAFT  
PA-34-220T  
AIRPLANE PARTS CATALOG**

---

CODE EXPLANATIONS FOR FIGURE 94

# PIPER AIRCRAFT PA-34-220T AIRPLANE PARTS CATALOG

Figure and Index Number	Part Number	Code	Nomenclature	No. Req.	Serial Numbers Affected
94-	36632		DRAWING - Piper Automatic Locator (ELT 10) Installation		
-1	597 461		TRANSMITTER ASSEMBLY - Automatic locator (ELT 10) (includes alkaline battery pack)	1	
-2	758 452		* BATTERY PACK - Transmitter assembly (57674-0001)	1	
-3	597 257		* ANTENNA ASSEMBLY - ELT (01652-0101)	1	
-4	763 019		* ANTENNA - Blade, portable (57667-0001)	1	
-5	758 453		* BASE - Transmitter assembly (57666-0001)	1	
-6	762 357		* STRAP - Transmitter assembly (57682-0101)	1	
-7	99887-06		BRACKET ASSEMBLY - Emergency locator transmitter	1	
-8	79463-00		COVER - ELT switch	1	
-9	79599-00		SWITCH AND HARNESS ASSEMBLY - ELT	1	
-10	588 011		* SWITCH - (8E1011)	1	
-11	35669-132		PLACARD - Warning	1	
-12	35669-105		PLACARD - ELT location	1	

When ordering, always specify Part Number, Description, and Serial Number of Aircraft

PIPER AIRCRAFT  
PA-34-220T  
AIRPLANE PARTS CATALOG

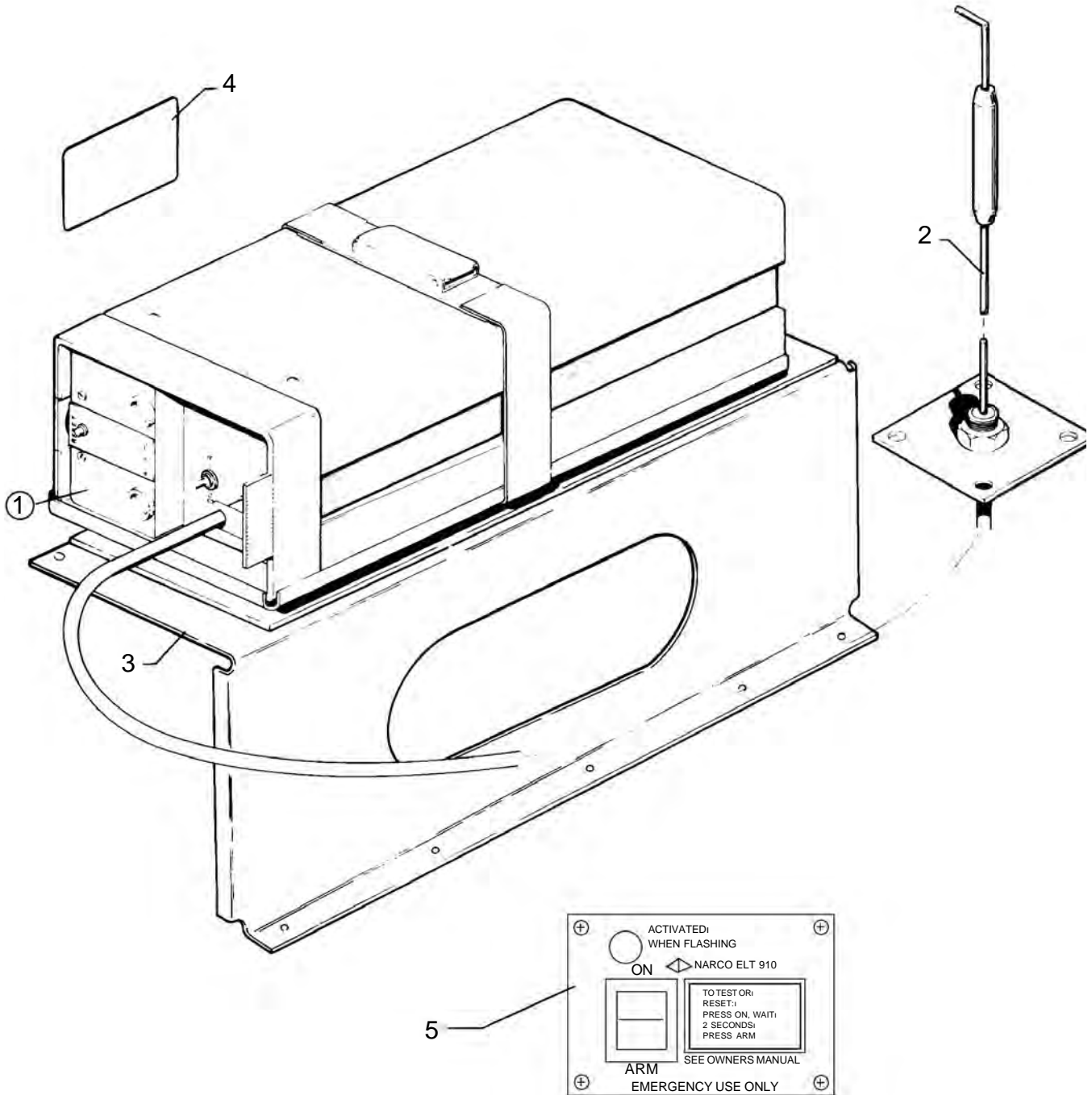


Figure 94A. Piper Automatic Locator (ELT 910)(Narco Avionics) and (ELT 110-4 Artex Installation)

Revised: March 10, 2007

**PIPER AIRCRAFT  
PA-34-220T  
AIRPLANE PARTS CATALOG**

---

CODE EXPLANATIONS FOR FIGURE 94A

A - Reference Piper Service Bulletin #1020, - latest revision.

**PIPER AIRCRAFT  
PA-34-220T  
AIRPLANE PARTS CATALOG**

Figure and Index Number	Part Number	Code	Nomenclature	No. Req.	Serial Numbers Affected
94A-	06292		DRAWING - Emergency Locator Transmitter Installation (Narco ELT 910)		
	06327	A	DRAWING - ELT Installation (Artex 110-4)		3448043 and up
-1	689 970		TRANSMITTER ASSEMBLY - Emergency locator (ELT 910) with battery pack and mounting tray (01475-0101)	1	
	599 515	A	KIT - ELT 110-4 (alternate for ELT 910)		3448043 and up
	651 673		KIT - ELT 110-4 (without transmitter)		3448043 and up
-2	597 257		ANTENNA - (01652-0101)	1	
-3	99887-07	A	BRACKET ASSEMBLY - Emergency locator transmitter	1	
-4	35669-105		PLACARD - ELT location	1	
-5	688 404		SWITCH ASSEMBLY - Remote (56988-0101)	1	

When ordering, always specify Part Number, Description, and Serial Number of Aircraft

Revised: September 10, 2007

PIPER AIRCRAFT  
PA-34-220T  
AIRPLANE PARTS CATALOG

---

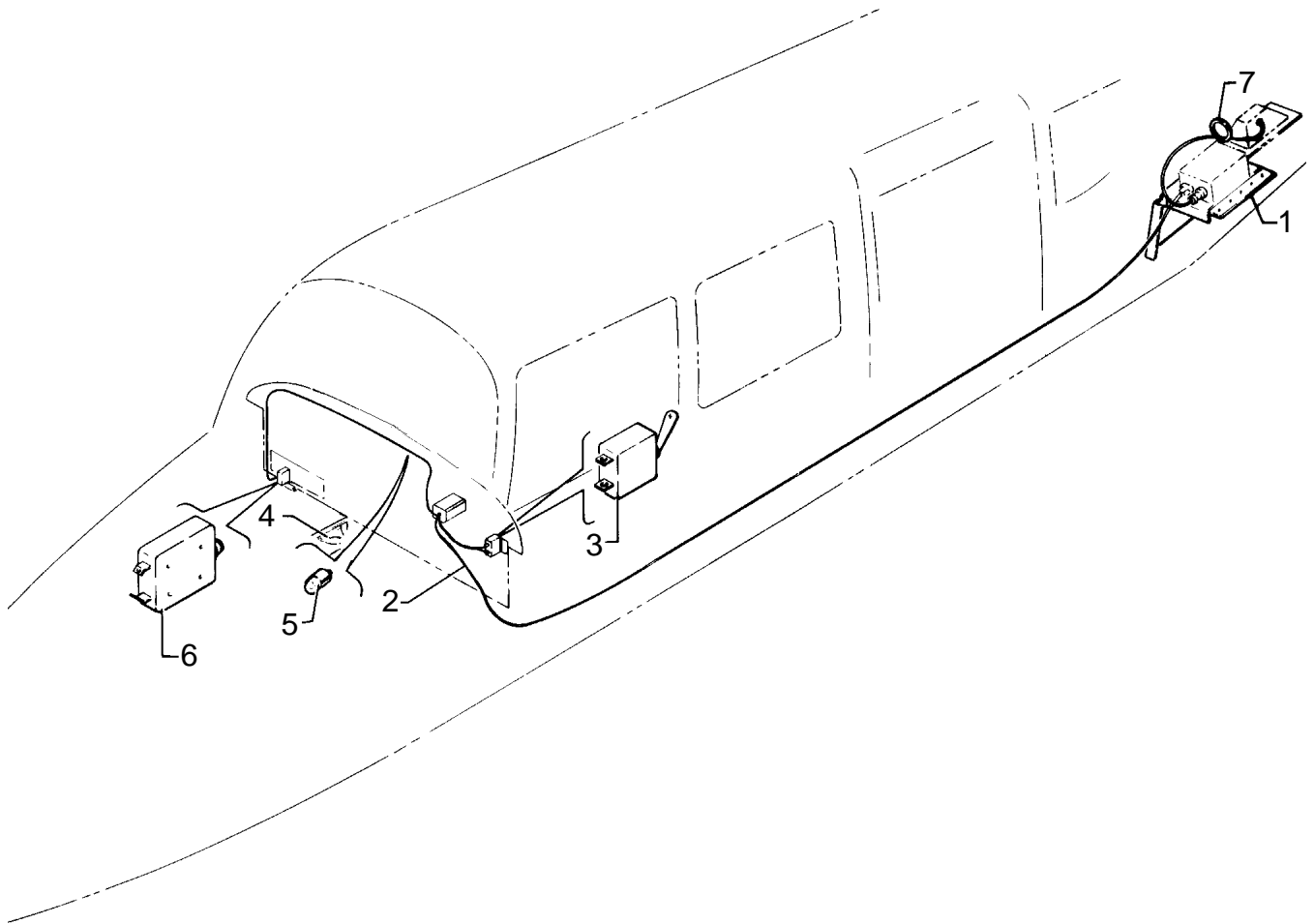


Figure 95. Radar Altimeter Installation (Bonzer)

Reissued: November 29, 1993

**PIPER AIRCRAFT  
PA-34-220T  
AIRPLANE PARTS CATALOG**

---

CODE EXPLANATIONS FOR FIGURE 95

A - Refer to figure 85 for light used on serial numbers 34-8333001 and up.

**PIPER AIRCRAFT  
PA-34-220T  
AIRPLANE PARTS CATALOG**

Figure and Index Number	Part Number	Code	Nomenclature	No. Req.	Serial Numbers Affected
95-	37693		DRAWING - Radar Altimeter Installation (Bonzer)		
-1	37693-04		SUPPORT - Radar altimeter transmitter	1	
-2	37694-03		HARNES ASSEMBLY - Radar altimeter	1	
-3	587 923		* SWITCH - (PS10095-1)	1	
-4	35672-03		BRACKET - Horn	1	
-5	472 151	A	LAMP - (PS10008-37)	1	34-8133001 thru 34-8233215
-6	454 714		CIRCUIT PROTECTOR - (PS50120-2-1) 5 amp	1	
-7	63186-12		MOULDING	1	

When ordering, always specify Part Number, Description, and Serial Number of Aircraft



PIPER AIRCRAFT  
PA-34-220T  
AIRPLANE PARTS CATALOG

---

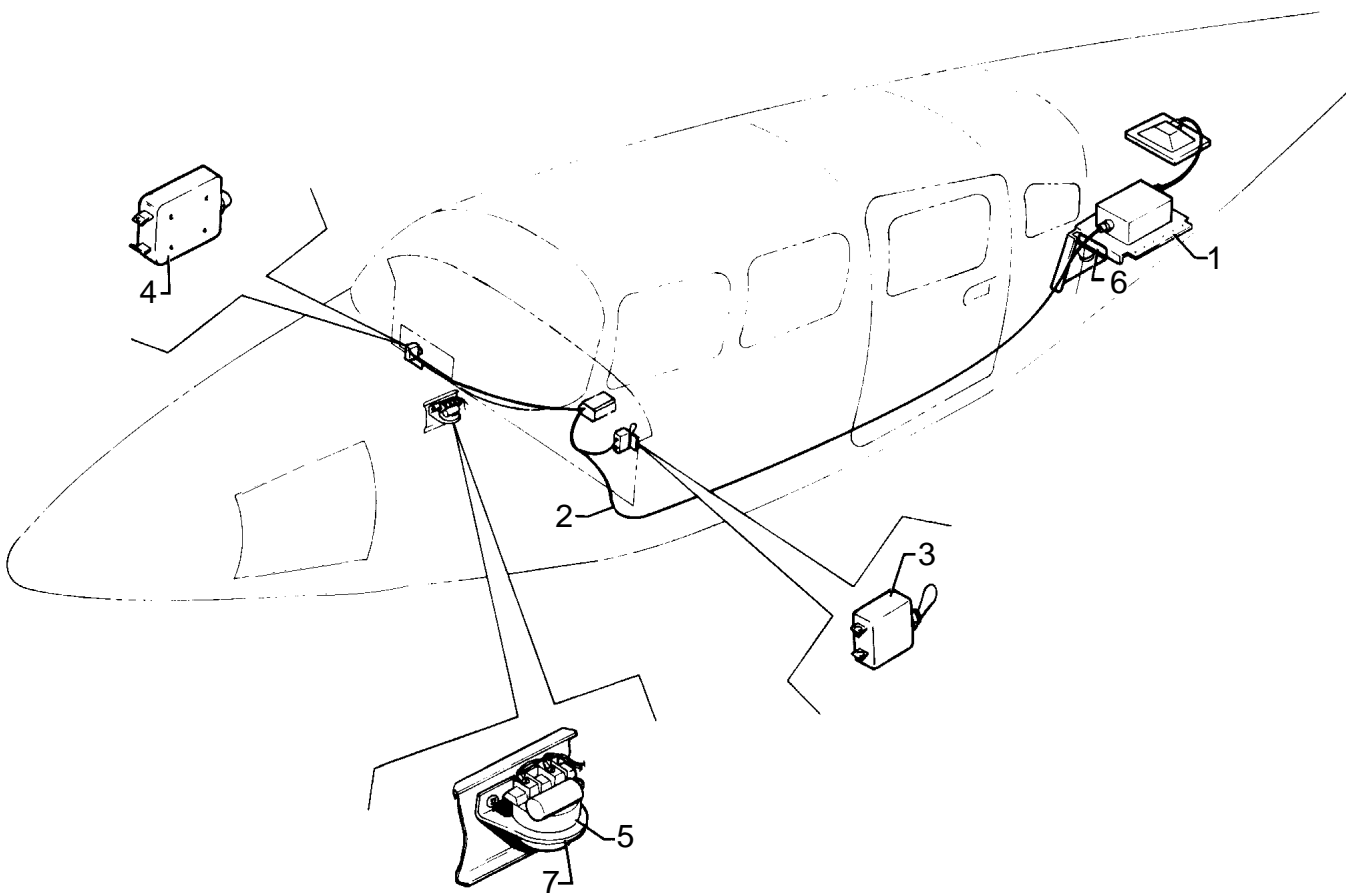


Figure 96. Radar Altimeter Installation (King)

Reissued: November 29, 1993

**PIPER AIRCRAFT  
PA-34-220T  
AIRPLANE PARTS CATALOG**

---

CODE EXPLANATIONS FOR FIGURE 96

**PIPER AIRCRAFT  
PA-34-220T  
AIRPLANE PARTS CATALOG**

Figure and Index Number	Part Number	Code	Nomenclature	No. Req.	Serial Numbers Affected
96-	36973		DRAWING - Radar Altimeter Installation (King)		
-1	36973-06		SUPPORT - Radar altimeter transmitter	1	
-2	36970-03		HARNES ASSEMBLY - Radar altimeter	1	
-3	587 923		* SWITCH - (PS10095-1)	1	
-4	454 714		CIRCUIT BREAKER - (PS50120-2-9) 2 amp	1	
-5	565 367		HORN - Warning (SC-628)	1	
-6	63186-23		MOULDING	1	
-7	35672-03		BRACKET - Horn	1	

When ordering, always specify Part Number, Description, and Serial Number of Aircraft

Reissued: November 29, 1993

PIPER AIRCRAFT  
PA-34-220T  
AIRPLANE PARTS CATALOG

---

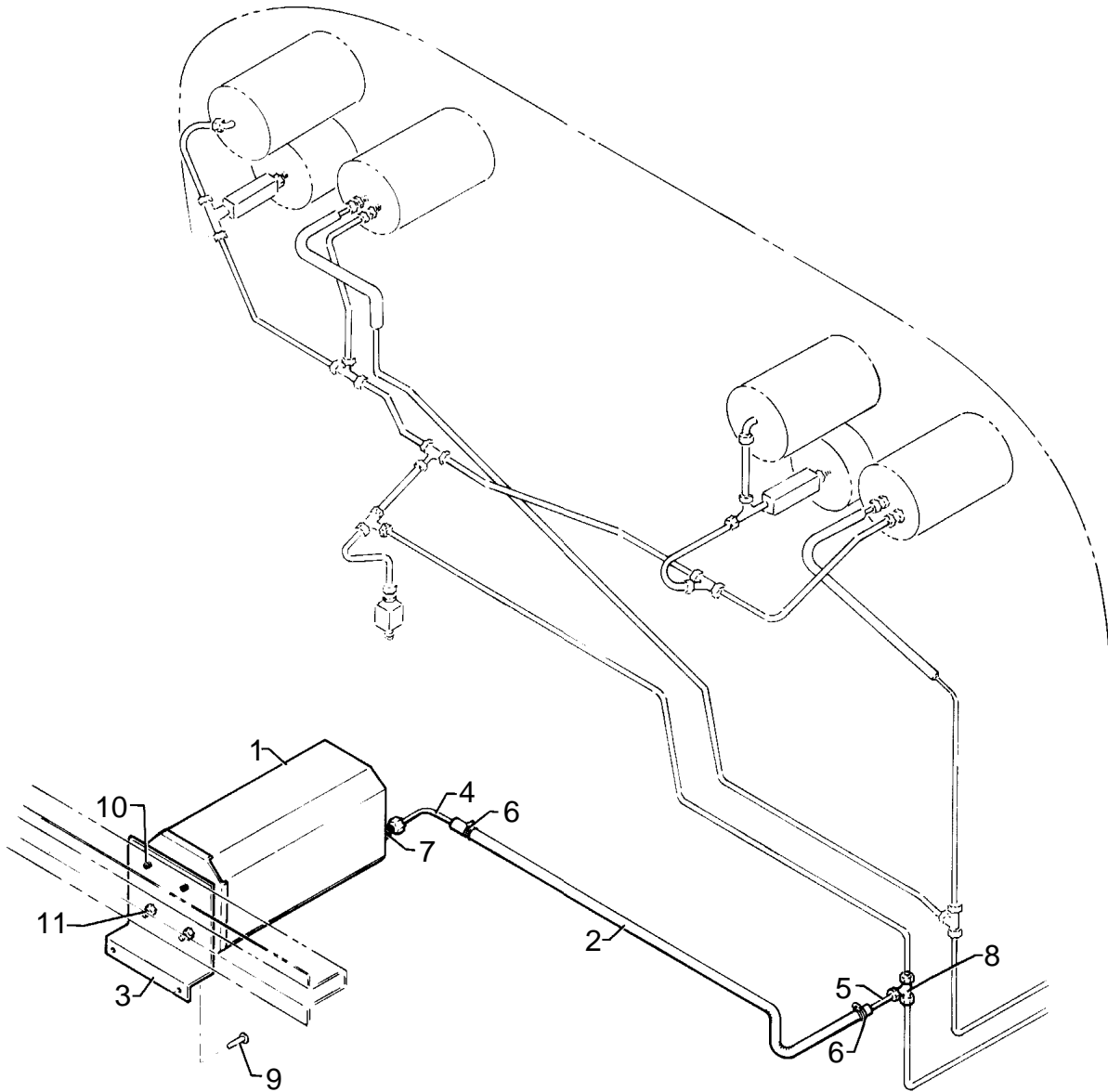


Figure 97. Encoder Installation (Narco AR 850)

Reissued: November 29, 1993

**PIPER AIRCRAFT  
PA-34-220T  
AIRPLANE PARTS CATALOG**

---

CODE EXPLANATIONS FOR FIGURE 97

**PIPER AIRCRAFT  
PA-34-220T  
AIRPLANE PARTS CATALOG**

Figure and Index Number	Part Number	Code	Nomenclature	No. Req.	Serial Numbers Affected
97-	37814		DRAWING - Encoder Installation (Narco AR 850)		
-1	599 012		ALTITUDE REPORTER - Narco (PS50040-30-5)	1	
-2	63913-115		HOSE	1	
-3	37813-02		PLATE ASSEMBLY - Mounting	1	
-4	63211-00		TUBE ASSEMBLY - Altitude reporter	1	
-5	79636-04		TUBE ASSEMBLY - Altitude reporter	1	
-6	554 575		CLAMP	2	
-7	476 647		UNION - (AN816-3D)	1	
-8	488 315		TEE - (AN824-3D)	1	
-9	415 520		SCREW - (MS35206-230)	2	
	404 528		NUT - (MS21042-06)	2	
-10	419 648		SCREW - (6, 3/8, type B)	2	
-11	415 519		SCREW - (MS35206-229)	2	

When ordering, always specify Part Number, Description, and Serial Number of Aircraft

Revised: March 10, 2009

PIPER AIRCRAFT  
PA-34-220T  
AIRPLANE PARTS CATALOG

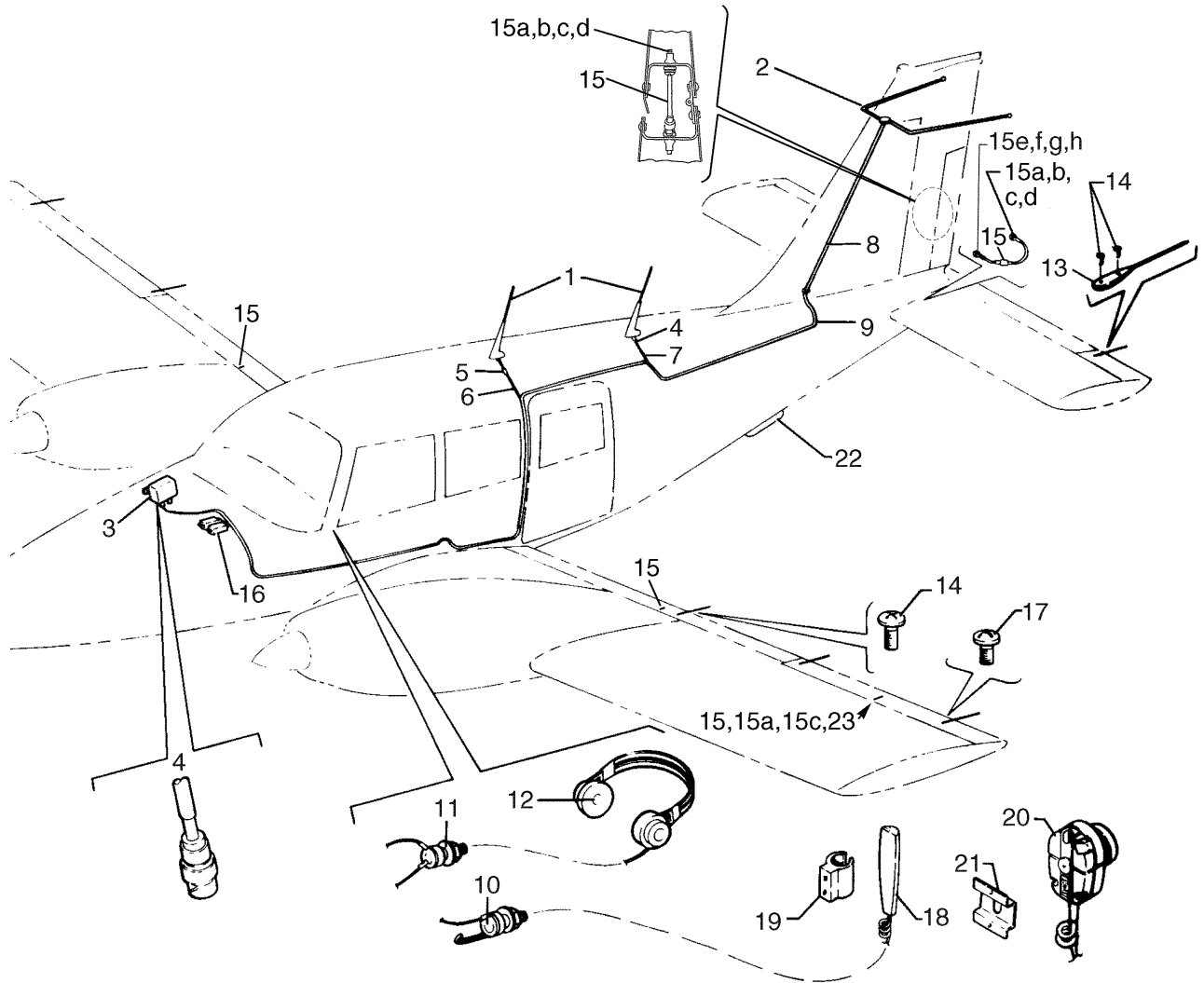


Figure 98. Radio Antenna System and Static Wicks Installation

Revised: March 10, 2009

**PIPER AIRCRAFT  
PA-34-220T  
AIRPLANE PARTS CATALOG**

---

CODE EXPLANATIONS FOR FIGURE 98



# PIPER AIRCRAFT PA-34-220T AIRPLANE PARTS CATALOG

Figure and Index Number	Part Number	Code	Nomenclature	No. Req.	Serial Numbers Affected
98-	87275 37921 69667 39737		DRAWING - Radio Antenna System Installation DRAWING - Boom Mike Installation DRAWING - Static Wick Installation DRAWING - Marker Beacon Antenna Installation		
-1	596 664		ANTENNA - VHF Communication (PS50040-18-2)	2	
-2	451 802	A	ANTENNA ASSEMBLY - Omni receiving (AV-12PPR)	1	
	551 993	A	ANTENNA ASSEMBLY - VOR Dipole (CI157P)	1	
	598 539		ANTENNA ASSEMBLY - Omni receiving (PS50040-18-4)	1	34-8233204
-3	555 421		COUPLER - Single Nav-Com with Glide Slope (AV-570)	1	
	556 832		COUPLER - Dual Nav-Com (CI-502)	1	
	555 422		COUPLER - Dual Nav-Com with Glide Slope (AV-571) Antenna Specialists	1	
	556 795		COUPLER - Dual Nav-Com with Glide Slope (CI-505) Comant Industries	1	
	556 753		COUPLER - Dual Nav-Com with Dual Glide Slope (CI-1125)	1	
-4	581 043		CONNECTOR - BNC Type (2-329082-1)	2	
-5	555 786		CONNECTOR - BNC Type (331175)	1	
-6	99610-00		CABLE ASSEMBLY - Transmitting	1	
-7	99610-02		CABLE ASSEMBLY - Transmitting	1	
-8	79019-42	A	CABLE ASSEMBLY - Receiving	1	
	95236-09		CABLE ASSEMBLY - Receiving	1	34-8233204
-9	38390-02		CABLE ASSEMBLY - Antenna	1	
-10	468 002		JACK - Mike (S12B)	2	
-11	468 006		JACK - Phone (11)	2	
-12	464 362		HEADPHONE - (61650-03)	1	
	464 407		HEADPHONE - (62629-00) (with boom mike)	2	
-13	494 678		WICK - Static (SW10-96)	9	
-14	415 520		SCREW - (MS35206-230)	10	
	407 041		WASHER - (MS35338-41)	10	
	603 374		RIVNUT - (MS27130S7K)	10	
-15	469 600		JUMPER ASSEMBLY - Lightning protection (MS25083-3AA6)	1	
-15a	603 374		RIVNUT - (MS27130S7K)	2	
-15b	415 521		SCREW - (MS35206-231)	2	
-15c	407 041		LOCKWASHER - (MS35338-41)	2	
-15d	690 639		WASHER - (NAS1149FN616P)	2	
-15e	506 903		RIVNUT - (MS27130S8K)	1	
-15f	415 521		SCREW - (MS35206-231)	1	
-15g	407 041		LOCKWASHER - (MS35338-41)	1	
-15h	690 639		WASHER - (NAS1149FN616P)	1	
-16	584 006		RELAY - Boom mike (652C-121-1D)	2	
-17	415 521		SCREW - (MS35206-231)	8	
	407 041		WASHER - (MS35338-41)	8	
	603 374		RIVNUT - (MS27130S7K)	8	
-18	474 642		MICROPHONE - (Telex 62800-001)	1	
-19	565 523		HOLDER - Microphone (Telex 64022-000)	1	
-20	474 659		MICROPHONE - (M700B)	1	
-21	554 686		CLIP - Microphone holder (90Z1136)	1	
-22	597 893		ANTENNA - Marker beacon (PS50040-15-10)	1	
-23	415 520		SCREW - (MS35206-230)	2	

When ordering, always specify Part Number, Description, and Serial Number of Aircraft

Revised: March 10, 2009

PIPER AIRCRAFT  
PA-34-220T  
AIRPLANE PARTS CATALOG

---

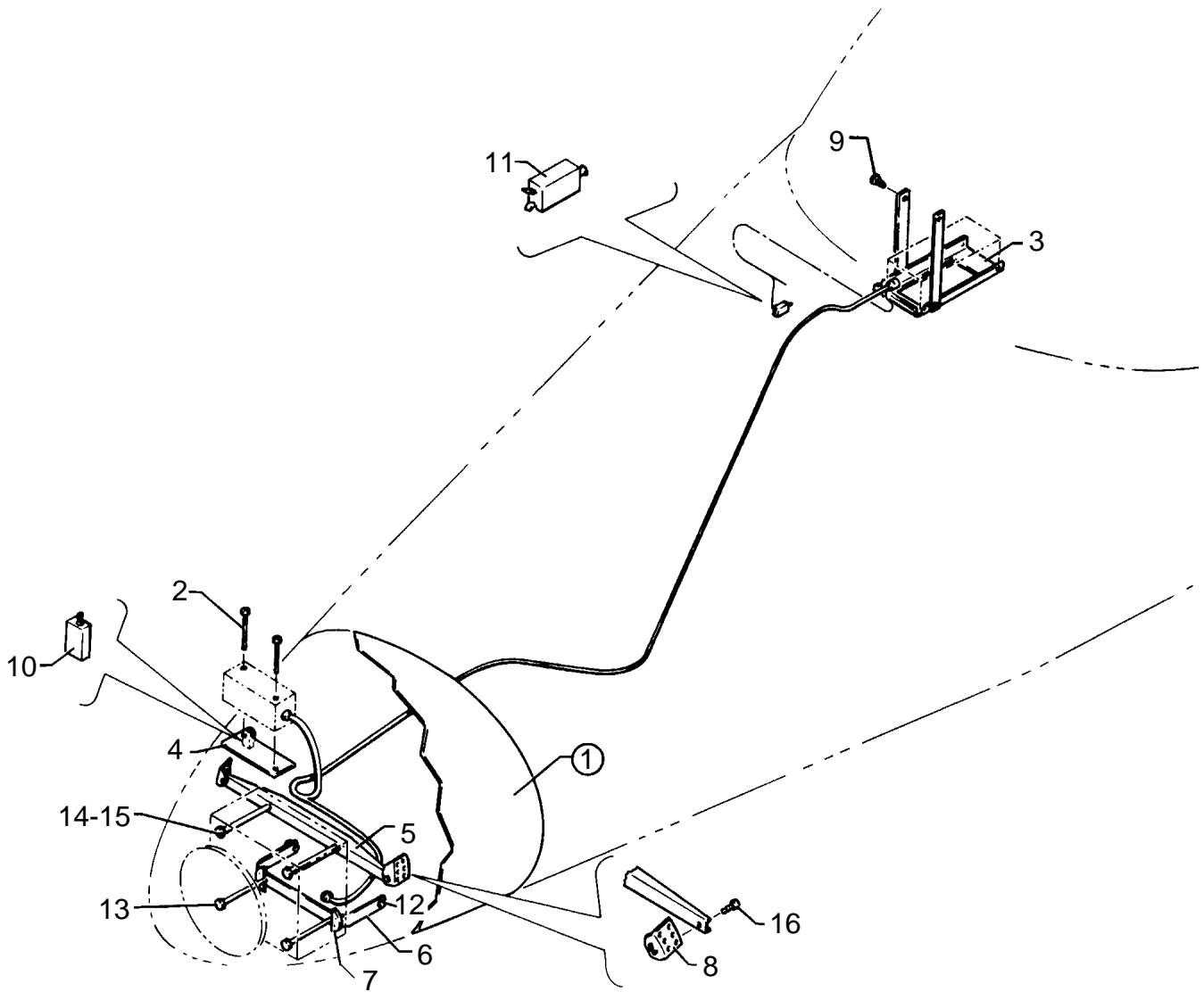


Figure 99. Radar System Installation  
(RCA Weatherscout II, Bendix RDR-160 and RDS-82, and King KWX-56)

**PIPER AIRCRAFT  
PA-34-220T  
AIRPLANE PARTS CATALOG**

---

CODE EXPLANATIONS FOR FIGURE 99

- A - See figure 8 for component parts.
- B - Used with Bendix RDR-160 Weathervision System only.
- C - Used with Bendix RDR-160 Weathervision System or King KWX-56 Radar System only.
- D - Used with RCA Weatherscout II or Bendix RDR-160 Radar System only.
- E - Used with King KWX-56 Radar System only.
- F - Used with RCA Weatherscout II or Bendix RDR-160 or RDS-82 Radar System only.

# PIPER AIRCRAFT PA-34-220T AIRPLANE PARTS CATALOG

Figure and Index Number	Part Number	Code	Nomenclature	No. Req.	Serial Numbers Affected
99-	37916		DRAWING - Radar System Installation (RCA Weatherscout II and Bendix RDR-160)		
	87515		DRAWING - Radar System Installation (King KWX-56)		34-8333098 and up
-1	95700-13	A	CONE ASSEMBLY - Nose, radar (complete)	1	
-2	401 279		BOLT - (AN3-25A)	2	
	690 609		WASHER - (NAS1149F0332P)	2	
-3	67978-02	B	TRAY - Mounting, radar indicator	1	
-4	37919-04	C	PLATE ASSEMBLY - Mounting	1	
-5	37906-02		BEAM - Radar antenna support	1	
	37906-00		BEAM ASSEMBLY - Radar antenna support	1	3433128 and up
-6	37904-02		BRACKET ASSEMBLY - Radar antenna	1	
-7	67977-02		INSULATOR - Radar	1	
-8	37918-02		CLIP ASSEMBLY - Radar antenna	2	
-9	411 497		SCREW - (MS35207-228)	6	
	406 428		NUT - (C8095-632-3B)	6	
-10	454 714		CIRCUIT BREAKER - (PS50120-2-1) 5 amp	1	
-11	454 715	D	CIRCUIT BREAKER - (PS50120-2-3) 10 amp	1	34-8133001 thru 34-8433028
	454 716	F	CIRCUIT BREAKER - (PS50120-2-4) 15 amp	1	34-8433029 and up
	454 717	E	CIRCUIT BREAKER - (PS50120-2-5) 20 amp	1	
-12	415 535		SCREW - (MS35206-245)	4	
	690 616		WASHER - (NAS1149FN832P)	4	
	404 529		NUT - (MS21042-08)	4	
-13	401 336	D	BOLT - (AN4-37A)	2	
	690 611	D	WASHER - (NAS1149F0463P)	2	
-14	401 336	D	BOLT - (AN4-37A)	2	
	690 611	D	WASHER - (NAS1149F0463P)	4	
	690 613	D	WASHER - (NAS1149F0432P)	2	
	404 530	D	NUT - (MS21042-4)	2	
-15	415 370	E	SCREW - (MS27039-4-13)	2	
	404 530	E	NUT - (MS21042-4)	2	
-16	411 548		SCREW - (MS35207-279)	2	

When ordering, always specify Part Number, Description, and Serial Number of Aircraft

PIPER AIRCRAFT  
PA-34-220T  
AIRPLANE PARTS CATALOG

---

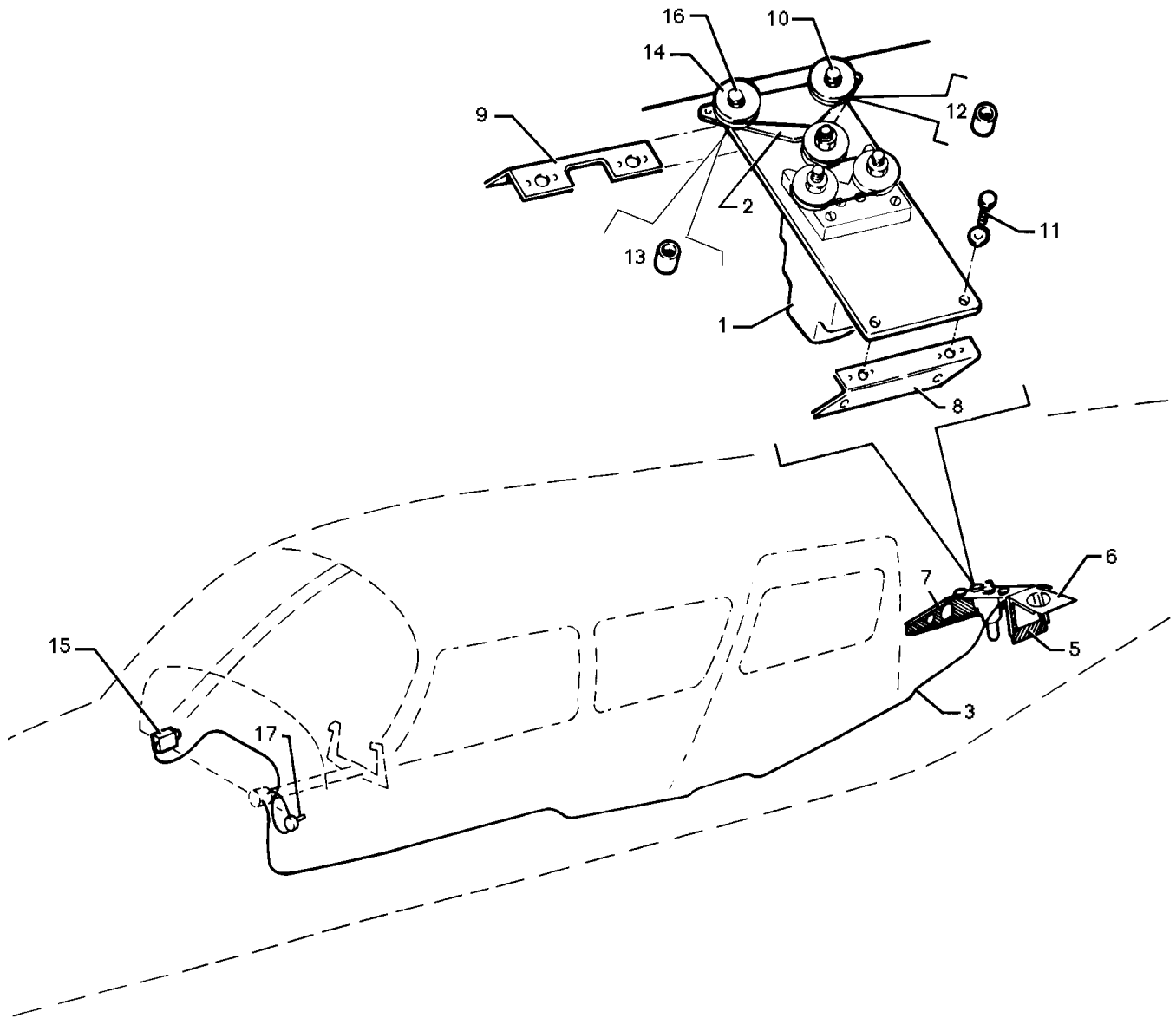


Figure 99A. Electric Pitch Trim Installation  
(s/n 34-8433050 and up)

Reissued: November 29, 1993

**PIPER AIRCRAFT  
PA-34-220T  
AIRPLANE PARTS CATALOG**

---

CODE EXPLANATIONS FOR FIGURE 99A

**PIPER AIRCRAFT  
PA-34-220T  
AIRPLANE PARTS CATALOG**

Figure and Index Number	Part Number	Code	Nomenclature	No. Req.	Serial Numbers Affected
99A-	95242		DRAWING - Electric Pitch Trim Installation		
-1	598 680		SERVO ASSEMBLY - (1C373-6-487)	1	
-2	751 906		* GUARD - Cable (7A546)	1	
-3	598 677		CABLE - Electric pitch trim (30B520-3)	1	
-4	62701-97		CABLE ASSEMBLY - Control, stabilator trim, forward	1	
-5	96612-00		BRACKET - Electric pitch trim	1	
-6	96613-00		BRACKET ASSEMBLY - Electric pitch trim	1	
-7	96978-00		BRACKET ASSEMBLY - Electric pitch trim	1	
-8	96615-00		ANGLE ASSEMBLY - Electric pitch trim	1	
-9	96616-00		ANGLE ASSEMBLY - Electric pitch trim	1	
-10	400 444		BOLT - (AN3-13A)	1	
-11	401 266		BOLT - (AN3-5A)	2	
	690 612		WASHER - (NAS1149F0363P)	2	
-12	63900-66		BUSHING - Electric pitch trim	1	
-13	61402-71		BUSHING - Electric pitch trim	1	
-14	481 640		PULLEY - (MS24566-1B)	2	
-15	454 714		CIRCUIT PROTECTOR - (PS50120-2-1)	1	
-16	401 269		BOLT - (AN3-10A)	1	
-17	587 923		SWITCH - Electric trim (PS10095-1)	1	

When ordering, always specify Part Number, Description, and Serial Number of Aircraft

Revised: March 10, 2009

PIPER AIRCRAFT  
PA-34-220T  
AIRPLANE PARTS CATALOG

---

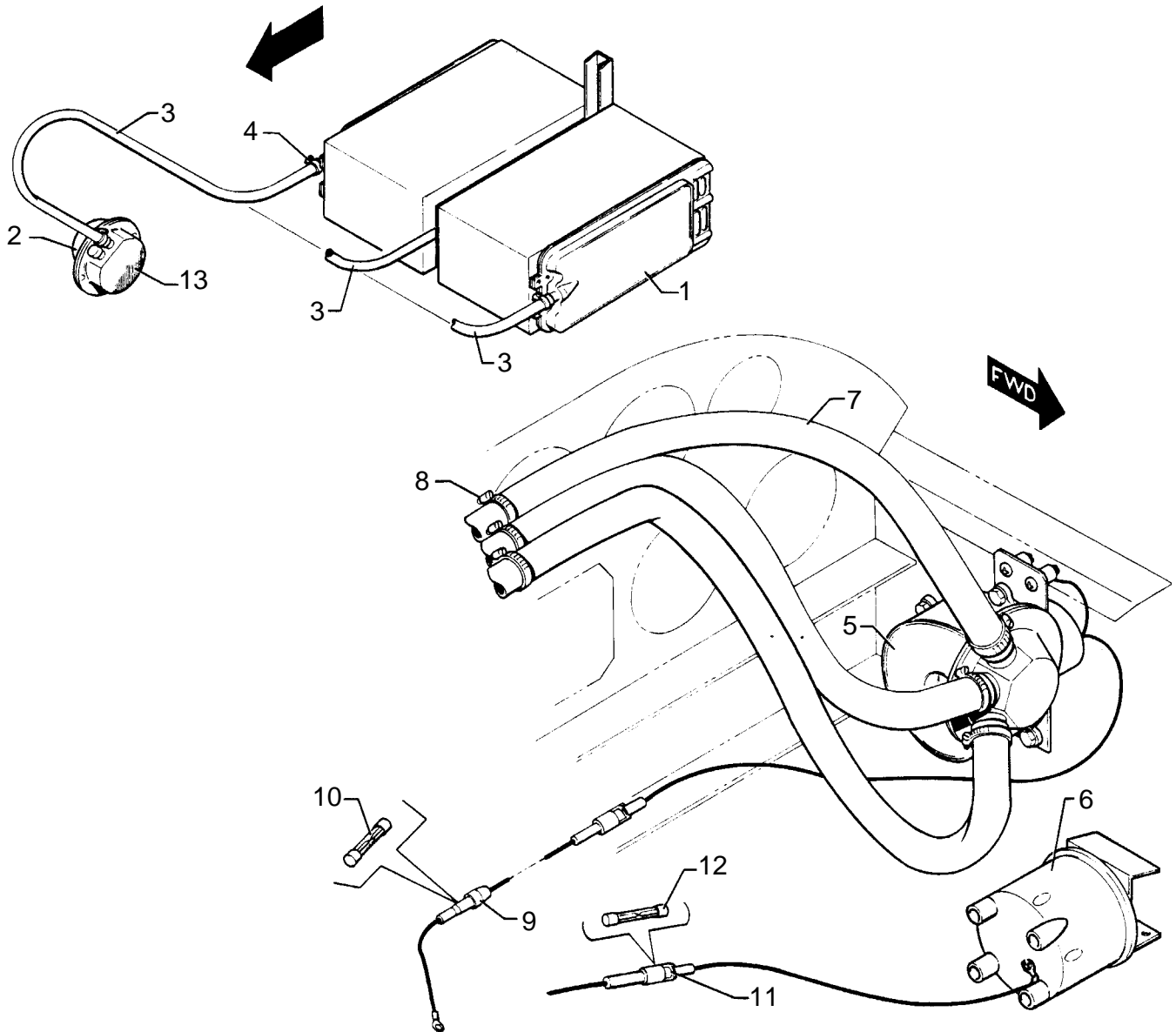


Figure 100. Avionics Cooling Installation (Typical)



**PIPER AIRCRAFT  
PA-34-220T  
AIRPLANE PARTS CATALOG**

---

CODE EXPLANATIONS FOR FIGURE 100

**PIPER AIRCRAFT  
PA-34-220T  
AIRPLANE PARTS CATALOG**

Figure and Index Number	Part Number	Code	Nomenclature	No. Req.	Serial Numbers Affected
100-	79406 39668 39857 83377		DRAWING - Avionics Cooling Installation DRAWING - Bendix Radio Cooling Installation DRAWING - King Avionics Cooling Blower Installation DRAWING - Avionics Blower Installation		34-8233044 and up 3448038 and up
-1	79405-00		BOX ASSEMBLY - Avionics cooling	1	
-2	598 442		SCOOP - Air (047-1147-00)	1	
-3	63633-135		HOSE - Avionics cooling (40" long)	2	
	63633-170		HOSE - Avionics cooling (30" long)	1	
-4	554 678		CLAMP	3	
-5	452 997		BLOWER - Avionics cooling, Bendix (3604529-0504)	1	
-6	553 003		BLOWER - Avionics cooling, King (19A6009)	1	34-8233044 and up, 3433001 and up
	460 105		BLOWER - Avionics cooling, King (19A2790)	1	3448001 thru 3448037
	598 930		BLOWER - Avionics cooling, King (KRC-071-4037-01)	1	3448038 and up
-7	63633-135		HOSE - Bendix blower	3	
-8	554 678		CLAMP	6	
-9	86652-05		FUSE ASSEMBLY - Blower	1	
-10	461 629		* FUSE - (311005)	1	
-11	86652-09		FUSE ASSEMBLY - Blower	1	34-8233044 and up, 3433001 and up, 3448001 and up
-12	461 629		* FUSE - (311005)	1	
-13	598 441		MANIFOLD - (047-1146-01)	1	

When ordering, always specify Part Number, Description, and Serial Number of Aircraft

Revised: March 10, 2009

**PIPER AIRCRAFT  
PA-34-220T  
AIRPLANE PARTS CATALOG**

---

THIS PAGE INTENTIONALLY LEFT BLANK

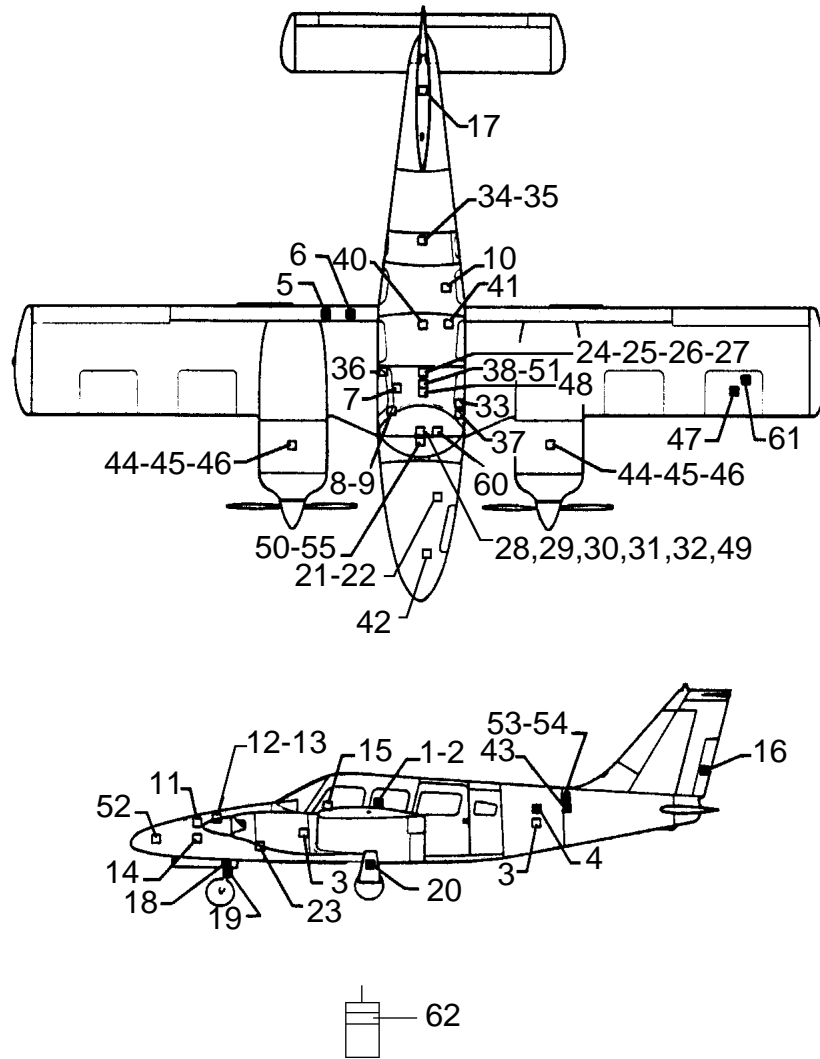
**PIPER AIRCRAFT  
PA-34-220T  
AIRPLANE PARTS CATALOG**

---

THIS PAGE INTENTIONALLY LEFT BLANK

**PIPER AIRCRAFT  
PA-34-220T  
AIRPLANE PARTS CATALOG**

---



SEE SHEET 2 FOR INSTRUMENT PANEL PLACARDS  
ON SERIAL NUMBERS 3448038 AND UP.

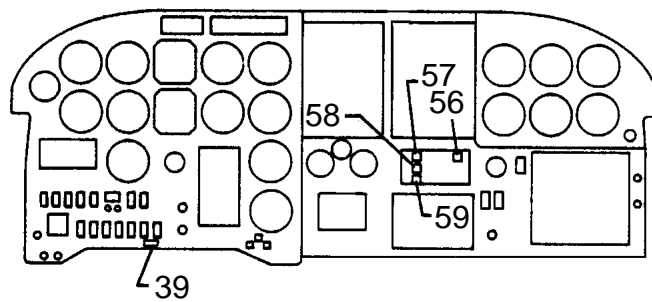
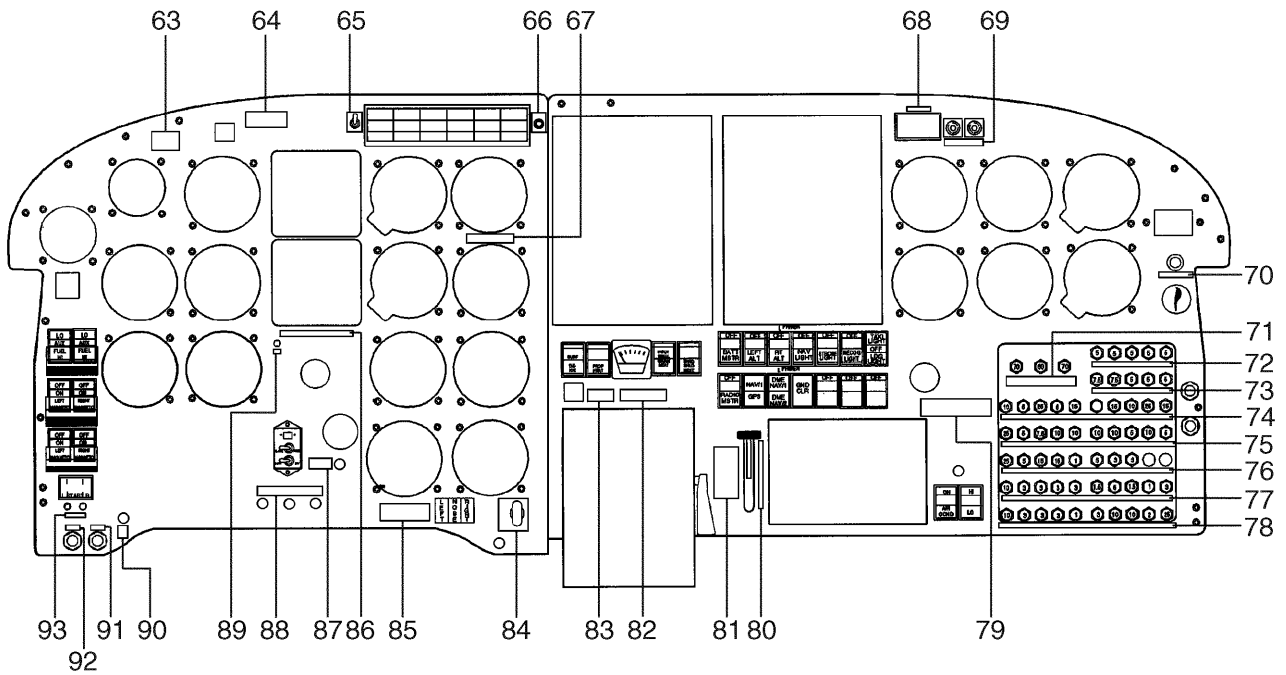


Figure 101. Placards and Exterior Stencils  
(Sheet 1 of 2)

**PIPER AIRCRAFT  
PA-34-220T  
AIRPLANE PARTS CATALOG**

---



SERIAL NUMBERS 3448038 AND UP

Figure 101. Placards and Exterior Stencils  
(Sheet 2 of 2)

**PIPER AIRCRAFT  
PA-34-220T  
AIRPLANE PARTS CATALOG**

---

CODE EXPLANATIONS FOR FIGURE 101

- A - When ordering, specify "N" number.
- B - Only required with two-bladed propeller installation.
- C - Reference Piper Service Letter #920, - latest revision.

# PIPER AIRCRAFT PA-34-220T AIRPLANE PARTS CATALOG

Figure and Index Number	Part Number	Code	Nomenclature	No. Req.	Serial Numbers Affected
101-	87290	C	DRAWING - Placards Installation		
	37224		DRAWING - Exterior Finish		34-8133001 thru 34-8133319
	39847		DRAWING - Exterior Finish		34-8233001 thru 34-8233215
	39896		DRAWING - Exterior Finish		34-8333001 thru 34-8333129
	87474		DRAWING - Exterior Finish		34-8433001 and up
	89024		DRAWING - Exterior Finish		
	83366	C	DRAWING - Placards Installation - Instrument Panel		3448038 and up
-1	79315-00		PLACARD - Piper Aire (582 174)	1	
-2	48629-00		MEDALLION - Piper logo (474 346)	1	34-8133001 thru 34-8133319
-3	87341-03		PLACARD - Level point (583 582)	2	
-4	87709-02		NAMEPLATE - Seneca III (476 111)	2	
-5	87341-04		PLACARD - No step (583 583)	2	
-6	35664-02		PLACARD - Flap warning (582 789)	1	
-7	87334-02		PLACARD - Forward cabin door release (583 536)	1	
-8	69669-117		PLACARD - Door, open (582 618)	1	
-9	69669-118		PLACARD - Door, latch (582 619)	1	
-10	87335-02		PLACARD - Aft cabin door release (583 537)	1	
-11	69669-148		PLACARD - Baggage limitations (582 659)	1	
-12	68803-00		PLACARD - Light switch, baggage door (581 175)	1	
-13	69669-80		PLACARD - Unlatch (582 494)	1	
-14	69669-81		PLACARD - Baggage door support (582 520)	1	
-15	69669-141		PLACARD - Storm window (582 652)	1	
-16	87341-02		PLACARD - Do not push (583 581)	2	
-17	78040-00		PLACARD - Stabilator balance weight (581 888)	1	
-18	87369-23		PLACARD - Oleo service instructions, nose gear (583 635)	1	
-19	35669-26		PLACARD - Caution (582 943)	1	
-20	87369-24		PLACARD - Oleo service instructions, main gear (583 636)	2	
-21	96546-00		PLACARD - Brake reservoir (581 883)	1	
-22	96548-00		PLACARD - Fluid level line, reservoir (581 738)	1	
-23	35669-12		PLACARD - Oil drain probe (582 788)	1	
-24	69669-99		PLACARD - Fuel selector (46.5 gallons per side) (582 564)	1	
	69669-113		PLACARD - Fuel selector (61.5 gallons per side) (582 608)	1	
-25	35669-164		PLACARD - Rudder trim (583 393)	1	
-26	69669-09		PLACARD - Heater control (582 072)	1	
-27	87369-18		PLACARD - Heater, flight and ground operation (583 624)	1	
	69669-203		PLACARD - Heater, flight and ground operation (683 313)	1	3448038 and up
-28	95805-00		PLACARD - Throttle, propeller, and mixture (581 734)	1	
	84967-162		PLACARD - Prop rpm (656 154)	1	3448038 and up
	84967-163		PLACARD - Throttle (656 155)	1	3448038 and up
	84967-164		PLACARD - Mixture (656 156)	1	3448038 and up
-29	35669-173		PLACARD - Alternate air (583 451)	2	
	84967-166		PLACARD - Alternate air (656 158)	2	3448038 and up
-30	95961-00		PLACARD - Cowl flap (581 736)	1	
-31	87369-19		PLACARD - Weight limitations (583 625)	1	
-32	67786-00		PLACARD - Stabilator trim (581 689)	1	
-33	69669-115		PLACARD - Pitot drain (582 614)	1	
-34	96272-00		PLACARD - Baggage limitations (581 661)	1	
-35	66787-00		PLACARD - Cabin bulkhead (581 557)	1	
-36	65463-00		PLACARD - Sump drain (581 123)	1	
-37	87369-17		PLACARD - Limitations and Warning (583 633)	1	
	69669-202		PLACARD - Limitations and Warning (683 312)	1	3448038 and up
-38	69669-77		PLACARD - Cabin air, pull off (582 457)	1	
-39	69669-106		PLACARD - Auxiliary fuel pumps (582 570)	1	
-40	35669-13		PLACARD - Oxygen bottle installation (582 796)	1	
-41	35669-104		PLACARD - Table stowage (583 097)	1	
-42	87369-72		PLACARD - Hydraulic fluid specification (683 208)	1	

When ordering, always specify Part Number, Description, and Serial Number of Aircraft



# PIPER AIRCRAFT PA-34-220T AIRPLANE PARTS CATALOG

Figure and Index Number	Part Number	Code	Nomenclature	No. Req.	Serial Numbers Affected
101-43	87336-02		PLACARD - Static vents (583 538)	2	
-44	35669-11		PLACARD - Oil drain probe location (582 787)	2	
-45	63408-00		PLACARD - Oil cooler winterization (581 114)	2	
-46	87339-02		PLACARD - Oil specification (583 541)	2	
-47	35669-163		PLACARD - Fuel (583 390)	2	34-8133001 thru 34-8433028
-48	35669-27		PLACARD - Flap lever (583 079)	1	
-49	78237-00		PLACARD - Go-around (581 932)	1	
-50	35669-186		PLACARD - Propeller synchrophaser (583 452)	1	
-51	87369-30		PLACARD - Vent fan (3 position) (583 673)	1	
-52	69669-173		PLACARD - External power (582 684)	1	
	47757-00		PLACARD - External power	1	3448001 and up
-53	35669-132		PLACARD - Warning (583 306)	1	
-54	35669-105		PLACARD - ELT location (583 102)	1	
-55	87369-21		PLACARD - Take-off and landing operation (583 627)	1	
-56	69669-02		PLACARD - Not approved for flight in icing conditions (581 954)	1	
-57	582 362		PLACARD - "ON" (2D1294-1)	1	
-58	582 363		PLACARD - Wing ice light (2D1294-2)	1	
-59	582 364		PLACARD - Wing, tail deicers (2D1294-3)	1	
-60	35669-188		PLACARD - Transponder identifier (583 467)	1	
-61	456 682		DECAL - Avgas (000002)	2	
-62	62923-00		PLACARD - Fuel check bottle (581 055)	1	
-63	84967-146		PLACARD - Speed limitations (656 138)	1	3448038 and up
-64	19099-00	A	PLATE - Aircraft registration	1	3448038 and up
-65	84967-130		PLACARD - Night - Day (683 291)	1	3448038 and up
-66	84967-133		PLACARD - Press to test (683 294)	1	3448038 and up
-67	84967-147	B	PLACARD - Avoid continuous ground operation...(656 139)	1	3448038 and up
-68	84967-159		PLACARD - AMMETER (656 151)	1	3448038 and up
-69	84967-156		PLACARD - L. Alt Amps - R. Alt Amps (656 148)	1	3448038 and up
-70	84967-137		PLACARD - KLN-90 Dataloader (683 298)	1	3448038 and up
-71	84967-119		PLACARD - Circuit breaker (656 130)	1	3448038 and up
-72	84967-118		PLACARD - Circuit breaker (656 129)	1	3448038 and up
-73	84967-117		PLACARD - Circuit breaker (656 128)	1	3448038 and up
-74	84967-116		PLACARD - Circuit breaker (656 127)	1	3448038 and up
-75	84967-158		PLACARD - Circuit breaker (656 150)	1	3448038 and up
-76	84967-122		PLACARD - Circuit breaker (656 135)	1	3448038 and up
-77	84967-121		PLACARD - Circuit breaker (656 134)	1	3448038 and up
-78	84967-157		PLACARD - Circuit breaker (656 149)	1	3448038 and up
-79	84967-154		PLACARD - Warning - Air conditioner must be off...(656 146)	1	3448038 and up
-80	84967-153		PLACARD - Flap travel (656 145)	1	3448038 and up
-81	84967-152		PLACARD - Alternate static source...(656 144)	1	3448038 and up
-82	84967-160		PLACARD - Warning - This aircraft is not...(656 152)	1	3448038 and up
-83	84967-161		PLACARD - Windshield panel heat - see aircraft...(656 153)	1	3448038 and up
-84	84967-148		PLACARD - Gear up-down max speeds (656 140)	1	3448038 and up
-85	84967-149		PLACARD - Emergency gear extension (656 141)	1	3448038 and up
-86	84967-134		PLACARD - GPS limited to VFR use only (683 295)	1	3448038 and up
-87	84967-155		PLACARD - Oxygen - Pull on (656 147)	1	3448038 and up
-88	84967-101		PLACARD - Dimming - switch-panel-avionics (656 108)	1	3448038 and up
-89	84967-135		PLACARD - GPS (683 296)	1	3448038 and up
-90	84967-150		PLACARD - Park brake pull (656 142)	1	3448038 and up
-91	84967-131		PLACARD - Phone (683 292)	2	3448038 and up
-92	84967-132		PLACARD - Mike (683 293)	2	3448038 and up
-93	84967-151		PLACARD - L Primer R (656 143)	1	3448038 and up

When ordering, always specify Part Number, Description, and Serial Number of Aircraft

Revised: March 10, 2009

**PIPER AIRCRAFT  
PA-34-220T  
AIRPLANE PARTS CATALOG**

---

THIS PAGE INTENTIONALLY LEFT BLANK

**PIPER AIRCRAFT  
PA-34-220T  
AIRPLANE PARTS CATALOG**

---

THIS PAGE INTENTIONALLY LEFT BLANK

**PIPER AIRCRAFT  
PA-34-220T  
AIRPLANE PARTS CATALOG**

---

CODE EXPLANATIONS FOR OPTIONAL EQUIPMENT KITS, REPAIR KITS,  
SPECIAL TOOLS, MISCELLANEOUS HARDWARE, AND CONSUMABLES

- A - Used on propeller assemblies BHC-C2YF-2CKUF/FC8459-8R and BHC-C2YF-2CLKUF/FJC8459-8R only.
- B - If heated pitot static head is not installed on aircraft, Heated Pitot Static Head Installation Kit 764 132 must also be ordered and installed.
- C - See latest revision of Piper Service Bulletin 758.
- D - See latest revision of Piper Service Bulletin 872.
- E - Location and quantity of item is found on applicable installation drawings.
- F - Reference Piper Service Letter #898, - latest revision.
- G - Reference Piper Service Bulletin #993, - latest revision.
- H - Reference Piper Service Bulletin #1127, - latest revision.
- J - Reference Piper Service Bulletin #1130, - latest revision.

# PIPER AIRCRAFT PA-34-220T AIRPLANE PARTS CATALOG

Figure and Index Number	Part Number	Code	Nomenclature	No. Req.	Serial Numbers Affected
OPTIONAL EQUIPMENT KITS					
36734-02			PASSENGER BRIEFING CARD		
37914-02			RADOME ASSEMBLY		34-8133078 and up
87219-02			PLOTTER ASSEMBLY - Weight and balance		
89005-02			PLOTTER ASSEMBLY - Weight and balance		3433036 and up
765 120			AVIONICS COOLING BLOWER REPLACEMENT KIT		34-8233001 thru 34-8533006
766 203			4407 LB MAX GROSS WEIGHT MODIFICATION KIT		3448001 thru 3448037
766 283			4407 LB MAX GROSS WEIGHT MODIFICATION KIT		3448038 and up
764 094			JANITROL HEATER HOUR METER INSTALLATION		
760 297			PITOT COVER KIT		
755 129			OUTSIDE AIR TEMPERATURE INDICATOR REPLACEMENT KIT		34-8133001 thru 3433088
764 128	B		PNEUMATIC DE-ICER SYSTEM INSTALLATION KIT (includes ice inspection light and heated stall warning system)		
764 129			TWO BLADE PROPELLER DE-ICE SYSTEM INSTALLATION KIT		
764 130			THREE BLADE PROPELLER DE-ICE SYSTEM INSTALLATION KIT		
764 131			HEATED WINDSHIELD PANEL INSTALLATION KIT		
764 132			HEATED PITOT STATIC HEAD INSTALLATION KIT		
764 385	F		KA-20 BLOWER INSTALLATION KIT		34-8133001 thru 34-8233043
764 399			WING TIP RECOGNITION LIGHT INSTALLATION KIT		
764 944			OXYGEN SYSTEM INSTALLATION FIXED (FORWARD MOUNTED BOTTLE)		
766 611	G		KLN-90B OBS Resolver Wiring Mod. Kit		3448072 thru 3448079
766 637			HEAT/DEFROST PUMP REPLACEMENT		34-8133001 thru 3433179
767 359			HYDRAULIC JACK MOUNT ASSEMBLY		
767 367	H		KELLY AEROSPACE KIT (AK91E93)		34-8133002 and up
767 369	J		RIVET REPLACEMENT KIT - FIN		
767 397			RIB FLANGE REPAIR - W.S. 49.250, LH		
767 398			RIB FLANGE REPAIR - W.S. 49.250, RH		
767 546			ANNUNCIATOR PANEL BOX INTERFACE		34-8133001 thru 3433089
REPAIR KITS					
179 876			SEALANT - White window sealant cartridge		
761 100	A		PROPELLER REPAIR KIT		
764 100			RUDDER TORQUE TUBE FITTING INSPECTION KIT		34-8133001 thru 34-8533012
764 918	C		RADIO MASTER RELAY RETROFIT KIT		34-8133001 thru 34-8233205
765 350	D		FORWARD BAGGAGE COMPARTMENT DOOR LATCH SPRING INSTALLATION KIT		34-8133001 thru 34-8633031, 3433001 thru 3433088
SPECIAL TOOLS					
762 109			BRUSH BLOCK ALIGNMENT TEMPLATE		
764 963			JANITROL HEATER PRESSURE CHECK KIT		
MISCELLANEOUS HARDWARE					
1766 005			Common hardware to Piper part number cross reference on Aerofiche		

When ordering, always specify Part Number, Description, and Serial Number of Aircraft

Revised: September 10, 2007

**PIPER AIRCRAFT  
PA-34-220T  
AIRPLANE PARTS CATALOG**

Figure and Index Number	Part Number	Code	Nomenclature	No. Req.	Serial Numbers Affected
CONSUMABLES					
179 754	E		SEALANT - PR1422B2	AR	
179 760	E		SEALANT - RTV108	AR	
179 771	E		SEALANT - 5674-7	AR	
279 034	E		SEALANT - PR1435G	AR	
279 036	E		SEALANT - PR1403GB2	AR	
279 060	E		SEALANT - MC-236	AR	
912 020	E		ADHESIVE - EC801	AR	
279 021	E		ADHESIVE - RTV-157	AR	
279 029	E		ADHESIVE - RTV-133	AR	
912 018	E		CEMENT - A56B	AR	
912 019	E		CEMENT - EC1300L	AR	
922 950	E		LUBRICANT - OCR404	AR	

When ordering, always specify Part Number, Description, and Serial Number of Aircraft

**PIPER AIRCRAFT  
PA-34-220T  
AIRPLANE PARTS CATALOG**

---

CODE EXPLANATIONS FOR AVIONICS INSTALLATIONS

**PIPER AIRCRAFT  
PA-34-220T  
AIRPLANE PARTS CATALOG**

Figure and Index Number	Part Number	Code	Nomenclature	No. Req.	Serial Numbers Affected
AVIONICS INSTALLATIONS					
85208-09			DRAWING - Radio Rack Assembly and Installation		3448038 and up
06272-13			DRAWING - King KFC-150 Autopilot Installation with HSI		3448038 and up
39777-06			DRAWING - King KMA-24 System Installation		3448038 and up
39836-42			DRAWING - King KX-165 Radio Installation		3448038 and up
85332-02			DRAWING - King KLN-90 GPS/RNAV Antenna Installation		3448038 and up
36968-23			DRAWING - King KN-62A Radio Installation		3448038 and up
39767-44			DRAWING - King KR-87 Single ADF System Installation		3448038 and up
37864-14			DRAWING - King KT-71 Transponder Installation		3448038 and up

When ordering, always specify Part Number, Description, and Serial Number of Aircraft



**PIPER AIRCRAFT  
PA-34-220T  
AIRPLANE PARTS CATALOG**

---

2K9 THRU 3A16  
INTENTIONALLY LEFT BLANK

**PIPER AIRCRAFT  
PA-34-220T  
AIRPLANE PARTS CATALOG**

**NUMERICAL INDEX**

Part Number	Figure and Index No.	Part Number	Figure and Index No.	Part Number	Figure and Index No.	Part Number	Figure and Index No.
02585-04	41-49	23969-02	93C-18	35669-173	101-29	36742-13	84-16
02585-05	41-49	23969-03	93C-19	35669-175	93C-29	36742-13	86-2
02585-06	41-49	23969-04	87-4	35669-186	55-16	36742-14	84-11
12715-00	84-32	23969-04	87-9	35669-186	101-50	36742-15	84-10
14627-03	16-4	24047-00	57-10	35669-188	68-41	36742-15	84-11
14635-02	16-6	24048-00	57-11	35669-188	101-60	36742-15	84-15
18132-00	56-16	24582-00	48-23	35669-26	101-19	36750-03	86-3
18132-00	56-38	26749-07	46-1	35669-27	67-56	36750-05	86-3
18132-00	59-45	26749-08	46-1	35669-27	101-48	36761-02	2-45
18219-00	55-11	26749-09	83-6	35672-03	95-4	36761-03	2-45
18219-00	56-15	26749-10	83-6	35672-03	96-7	36761-08	2-45
18219-00	56-39	26898-03	84A-1	35680-11	45-37	36761-09	2-45
18219-00	59-46	26898-05	84A-2	35680-12	45-36	36761-12	2-47a
18457-00	2-40a	26898-05	87A-1	35680-22	45-38	36761-13	2-47a
18875-07	36-19a	31637-02	92-4	35696-02	47-12	36761-14	2-45
19063-02	16-59	31637-03	92-5	35725-02	2-40b	36761-15	2-45
19063-02	17-36	31997-00	92-2	36521-02	18-14	36774-03	28-49
19099-00	101-64	33034-00	92-3	36551-02	36-6	36800-02	44-28
19336-00	40-37	35153-166	59-38	36551-03	36-7	36801-02	44-33
19336-00	40-51	35153-167	59-39	36565-02	12-50	36801-03	44-34
19336-00	40-12	35158-02	25-41	36565-03	12-49	36802-02	44-30
19336-00	41-31	35362-00	83-64	36572-03	15-50	36803-02	44-35
19336-01	40-12	35507-02	36-49	36572-03	16-53	36811-02	81-2
19336-01	40-37	35574-00	47-8	36588-04	36-77	36812-02	81-5
19336-01	40-51	35664-02	2-69	36590-02	15-41	36812-03	81-5
19336-01	41-31	35664-02	101-6	36590-02	16-46	36812-04	81-6
19365-02	40-14	35669-104	44-29	36598-02	15-37	36812-05	81-6
19365-02	40-39	35669-104	101-41	36639-02	8-17	36812-06	81-7
19365-02	40-48	35669-105	94-12	36660-02	45-15	36812-07	81-7
19365-02	41-33	35669-105	101-54	36718-02	4-19	36813-03	81-8
19392-15	40-38	35669-11	51-27	36718-03	4-19	36822-02	81 38
19392-15	40-47	35669-11	101-44	36722-04	15-60	36822-03	81-39
21176-00	16-23	35669-12	35-13	36722-08	16-77	36823-03	81-23
21176-00	18-9	35669-12	101-23	36722-09	16-78	36825-02	81-22
21478-00	16-19	35669-13	44-25	36722-09	17-23	36828-03	81-17
21843-00	16-17	35669-13	101-40	36722-11	17-22	36860-02	81-9
21844-00	16-18	35669-113	55A-10	36730-05	20-6	36881-16	81-4
22105-05	55-8	35669-132	94-11	36734-02	Misc.	36882-02	86-8
22287-03	59-40	35669-132	101-53	36736-03	75-14	36884-02	81-3
22482-00	12-7	35669-137	82-28	36736-05	72-8	36890-04	55-12
22482-00	76-9	35669-157	82-29	36736-07	72-29	36890-05	55-13
22482-00	80-24	35669-163	61-33	36736-08	75-15	36890-07	55-19
23809-04	48-22	35669-163	101-47	36736-13	72-8	36935-04	85-29
23809-07	48-21	35669-164	36-66	36736-14	72-29	36938-03	43-8
23969-02	87-8	35669-164	101-25	36736-15	72-6A	36938-04	40-64
23969-02	87A-4	35669-173	36-18	36742-13	84-12	36950-02	82-50

**PIPER AIRCRAFT  
PA-34-220T  
AIRPLANE PARTS CATALOG**

**NUMERICAL INDEX**

Part Number	Figure and Index No.	Part Number	Figure and Index No.	Part Number	Figure and Index No.	Part Number	Figure and Index No.
36950-02	82A-36	37107-00	48-31	37167-37	76-5	37269-01	5-15
36951-02	82-49	37112-00	58-23	37167-46	76-6	37271-00	5-4
36951-02	82A-37	37119-00	50-1	37167-50	76-6	37271-01	5-4
36956-02	82-48	37120-05	50-5	37167-51	76-7	37272-00	5-5
36957-04	82-54	37120-06	50-5	37172-00	3-7	37272-01	5-5
36957-05	82-46	37120-08	50-5	37172-01	3-7	37277-00	5-21
36957-06	82-47	37121-00	50-2	37174-00	5-12	37278-00	5-9
36959-02	82-38	37122-00	50-4	37174-01	5-12	37278-01	5-9
36960-06	82-37	37123-00	56-17	37175-05	50-7	37279-00	5-10
36960-06	82A-35	37125-00	50-3	37175-06	50-7	37279-01	5-10
36960-07	82-36	37126-00	50-11	37177-00	50-8	37280-00	5-20
36960-07	82A-33	37138-02	48-4	37178-03	50-13	37281-00	5-19
36960-08	82-35	37138-03	48-4	37179-00	50-12	37282-00	5 3
36960-08	82A-34	37138-04	48-5	37187-00	59-13	37282-01	5-3
36960-09	82-34	37138-05	48-6	37189-00	50-9	37283-00	2-43
36960-10	82-30	37142-00	50-10	37190-00	48-36	37283-00	5-1
36960-11	82-33	37161-00	75-1	37191-00	4-28	37283-01	2-43
36960-13	82-31	37161-01	75-1	37191-01	4-28	37283-01	5-1
36960-21	82-32	37161-02	75-3	37206-03	93C-24	37290-00	62-6
36962-02	82-39	37161-03	75-3	37206-04	85-20	37290-01	62-6
36962-03	82-39	37161-04	75-2	37206-05	85-21	37293-00	62-5
36965-02	82-27	37161-07	75-2	37206-06	85-22	37304-08	2-5
36970-03	96-2	37161-08	75-1	37206-07	93C-25	37304-08	4-1
36973-06	96-1	37161-09	75-1	37207-20	51-13	37304-09	2-5
37021-02	2-2	37163-02	14-48	37207-23	51-18	37304-09	4-1
37021-02	3-1	37163-11	14-44	37207-104	51-12	37305-00	4-16
37021-03	2-2	37163-13	14-46	37207-105	51-15	37305-01	4-16
37021-03	3-1	37163-15	14-45	37207-106	51-15	37309-00	4-22
37023-00	2-4	37163-17	14-47	37207-109	51-12	37309-01	4-22
37023-00	3-37	37163-19	14-50	37210-00	5-13	37314-00	4-9
37023-01	2-4	37164-02	72-20	37214-00	4-55	37314-01	4-9
37023-01	3-37	37164-03	72-21	37241-10	2-10	37315-00	4-23
37023-02	3-38	37164-10	72-28	37241-11	2-10	37315-01	4-23
37023-03	3-38	37165-03	75-10	37264-00	5-2	37316-00	4-25
37027-04	4-30	37165-09	75-11	37264-01	5-2	37316-01	4-25
37027-05	4-30	37165-16	75-7	37266-00	5-6	37317-00	4-27
37030-14	51-4	37165-39	75-6	37266-01	5-6	37318-00	4-26
37030-16	51-5	37165-46	75-12	37267-00	5-7	37319-00	4-11
37032-03	48-20	37165-47	75-13	37267-00	5-8	37319-01	4-11
37032-04	48-18	37165-54	36-59	37267-01	5-7	37329-00	2-50
37032-25	48-27	37165-59	75-8	37267-01	5-8	37329-01	2-50
37032-26	48-29	37165-60	75-9	37268-00	5-18	37329-06	2-49
37032-27	48-28	37167-19	76-2	37268-01	5-18	37329-07	2-49
37102-00	4-32	37167-23	76-7	37268-02	5-17	37335-00	2-49
37102-01	4-32	37167-25	76-3	37268-03	5-17	37335-01	2-49
37105-00	48-30	37167-35	76-4	37269-00	5-15	37335-02	2-48

**PIPER AIRCRAFT  
PA-34-220T  
AIRPLANE PARTS CATALOG**

**NUMERICAL INDEX**

Part Number	Figure and Index No.	Part Number	Figure and Index No.	Part Number	Figure and Index No.	Part Number	Figure and Index No.
37335-03	2-48	37388-01	4-10	37451-00	4-13	37556-03	77-3
37341-02	45-20	37389-04	4-38	37451-01	4-13	37559-00	10-70
37341-02	45B-19	37389-05	4-38	37458-00	58-17	37576-00	57-8
37343-06	49-10	37390-02	49-25	37459-00	58-16	37576-01	57-8
37343-07	49-10	37394-00	3-21	37459-01	58-16	37577-04	36-19
37343-10	49-7	37402-00	3-2	37462-00	5-16	37577-09	36-19
37343-11	49-7	37402-01	3-2	37463-00	50-16	37578-03	45-29
37343-14	49-1	37404-00	58-6	37464-00	50-14	37578-04	45-30
37343-15	49-1	37404-01	58-6	37467-04	2-8	37587-03	56-8
37343-18	49-4	37405-00	58-22	37467-05	2-8	37598-00	50-6
37343-19	49-4	37408-00	5-11	37471-04	2-7	37627-00	56-19
37343-20	49-13	37408-01	5-11	37471-05	2-7	37633-00	69-5
37343-21	49-14	37409-03	84-17	37471-14	2-7	37633-02	69-7
37343-22	49-15	37415-00	58-20	37471-15	2-7	37635-03	69-4
37343-32	49-17	37416-00	58-21	37472-00	60-4	37638-06	69-1
37343-33	49-16	37417-00	58-3	37476-07	25-22	37641-05	68-3
37343-34	49-18	37417-01	58-3	37478-00	57-6	37643-00	69-2
37343-38	47-22	37418-00	58-4	37479-00	57-7	37655-00	13-55
37343-39	49-16	37418-01	58-4	37487-00	4-63	37656-00	48-32
37343-64	93C-6	37419-00	58-8	37491-00	72-11	37657-00	48-33
37343-84	46-10	37419-01	58-8	37493-00	72-30	37658-00	48-35
37343-85	46-11	37420-00	58-9	37499-03	60-7	37658-01	48-35
37343-86	46-12	37422-00	64-10	37511-02	52-1	37659-00	60-22
37343-87	46-13	37423-00	64-11	37511-03	52-1	37662-00	18-19
37344-03	49-23	37424-00	64-9	37511-05	52-6	37663-00	18-20
37352-00	4-8	37427-00	22-26	37511-08	52-7	37664-00	18-21
37352-01	4-8	37430-00	58-10	37511-11	52-5	37666-00	18-17
37353-00	4-6	37430-01	58-10	37511-15	52-8	37693-04	95-1
37353-01	4-6	37431-00	58-11	37511-18	52-12	37694-03	95-2
37359-02	3-8	37432-00	58-15	37511-26	17-48	37704-18	83-58
37359-03	3-8	37432-01	58-15	37511-26	52-13	37704-18	92-13
37360-00	3-6	37433-00	4-7	37511-29	52-11	37704-19	83-55
37360-01	3-6	37433-01	4-7	37511-30	52-11	37704-19	90-19
37361-00	2-15	37437-00	3-22	37511-32	52-10	37704-19	91-18
37361-02	2-17	37437-01	3-22	37511-35	52-9	37704-19	92-12
37362-00	4-56	37441-00	58-5	37511-37	52-3	37704-20	45-28
37364-00	4-57	37441-01	58-5	37511-38	52-2	37704-21	83A-55
37365-02	85-23	37442-00	3-22	37511-40	52-4	37704-21	90-19
37365-03	85-24	37442-01	3-23	37512-00	50-15	37704-21	91-18
37366-00	4-52	37443-04	58-7	37523-00	65-18	37704-21	92-12
37366-01	4-52	37445-02	3-20	37526-04	58-2	37710-00	55-6
37378-00	4-53	37445-03	3-20	37526-05	58-2	37710-00	55A-7
37378-01	4-53	37448-00	3-13	37554-00	45-17	37710-00	90-18
37378-02	4-54	37448-01	3-13	37556-02	36-79	37710-00	91-6
37378-03	4-54	37449-02	2-14	37556-02	77-3	37715-00	83-61
37388-00	4-10	37449-03	3-14	37556-03	36-79	37716-00	83-62

**PIPER AIRCRAFT  
PA-34-220T  
AIRPLANE PARTS CATALOG**

**NUMERICAL INDEX**

Part Number	Figure and Index No.	Part Number	Figure and Index No.	Part Number	Figure and Index No.	Part Number	Figure and Index No.
37722-02	31-16	37799-22	44-1	38149-06	85-28	39454-22	9-17
37722-03	31-20	37799-23	43-2	38224-00	45-23	39454-23	9-17
37729-00	68-44	37799-24	43-5	38224-02	45-23	39454-24	9-17
37736-00	14-33	37799-25	43-1	38224-07	45A-23	39454-25	9-17
37737-00	7-20	37799-25	44-1	38224-08	45A-23	39454-26	9-17
37739-00	7-21	37813-02	97-3	38255-02	84-21	39454-27	9 17
37741-02	3-36	37823-07	43-4	38390-02	98-9	39454-28	9-17
37745-02	61-8	37824-02	43-7	38748-02	55B-5	39455-02	9-32
37745-02	61-21	37825-07	44-32	38995-02	71-41	39457-02	9-32
37753-00	84-18	37829-03	44-10	38996-02	71-42	39457-03	9-28
37753-02	84-18	37829-10	44-10	39416-02	2-29	39458-02	7-5
37765-02	61-10	37833-02	56-38	39416-03	2-29	39459-02	24-7
37765-02	61-22	37833-04	55-1	39432-02	12-73	39461-03	24-1
37766-02	3-31	37839-02	44-15	39432-03	12-73	39461-03	25-1
37766-03	3-31	37845-10	48-15	39433-02	4-49	39462-02	25-2
37770-02	2-3	37845-10	55-1	39433-03	4-49	39465-02	25-11
37770-02	3-3	37845-11	48-15	39443-02	4-33	39467-02	7-2
37770-03	2-3	37845-12	55-1	39443-03	4-33	39467-03	7-2
37770-03	3-3	37845-12	55A-1	39444-02	4-35	39468-02	7-4
37773-04	6-3	37845-15	55A-1	39444-03	4-35	39469-03	9-43
37773-05	2-44	37850-02	44-21	39445-02	4-34	39469-04	9-44
37773-05	6-1	37853-06	36-61	39445-03	4-34	39469-11	9-45
37773-06	2-44	37853-08	36-61	39450-02	2-1	39469-12	9-46
37773-06	6-1	37871-04	84-28	39450-03	2-1	39470-02	27-12
37774-02	3-32a	37871-05	84-27	39450-04	2-1	39470-03	27-12
37774-03	3-32a	37871-06	84A-21	39450-05	2-1	39472-02	27-14
37774-04	3-32a	37871-07	84A-20	39454-02	9-17	39472-03	27-14
37780-02	61-26	37871-08	39-14	39454-03	9-17	39474-02	27-13
37787-02	3-32	37871-08	39A-4	39454-04	9-17	39474-03	27-13
37788-02	61-32	37873-02	84A-22	39454-05	9-17	39478-04	2-11
37793-02	35-19	37873-04	84-78	39454-06	9-17	39478-04	27-35
37794-02	59-76	37873-04	84A-56	39454-07	9-17	39478-05	2-11
37795-02	2-33	37902-06	41-8	39454-08	9-17	39478-05	27-35
37796-02	43-3	37902-08	41-9	39454-09	9-17	39479-02	27-38
37797-02	43-6	37902-09	41-9	39454-10	9-17	39480-02	2-13
37799-03	43-2	37904-02	99-6	39454-11	9-17	39480-02	27-37
37799-04	43-5	37906-00	99-5	39454-12	9-17	39481-02	28-2
37799-11	43-2	37906-02	99-5	39454-13	9-17	39484-08	27-1
37799-12	43-5	37914-02	Misc.	39454-14	9-17	39484-08	28-1
37799-16	43-1	37918-02	99-8	39454-15	9-17	39484-09	27-1
37799-16	44-1	37919-04	99-4	39454-16	9-17	39484-09	28-1
37799-17	43-1	37919-04	99-4	39454-17	9 17	39486-14	28-11
37799-17	44-1	37939-03	7-30	39454-18	9-17	39486-15	28-11
37799-20	43-2	37970-02	24-36	39454-19	9-17	39487-02	27-52
37799-21	43-5	37997-02	78-7	39454-20	9-17	39489-03	28-13
37799-22	43-1	37997-02	80-5	39454-21	9-17	39493-02	9-5

**PIPER AIRCRAFT  
PA-34-220T  
AIRPLANE PARTS CATALOG**

**NUMERICAL INDEX**

Part Number	Figure and Index No.	Part Number	Figure and Index No.	Part Number	Figure and Index No.	Part Number	Figure and Index No.
39493-03	9-6	39530-04	10-1	39573-05	49-9	39591-02	9-9
39493-04	9-6	39530-04	11-1	39573-06	49-3	39591-03	9-9
39497-02	27-7	39530-04	12-1	39573-07	49-3	39595-38	84A-61
39499-02	27-2	39530-04	13-1	39573-08	49-6	39604-02	56-42
39499-03	27-2	39530-05	7-1	39573-09	49-6	39604-03	56-42
39507-02	9-10	39530-05	7-6	39573-10	47-25	39605-02	56-43
39507-03	9-10	39530-05	7-14	39573-11	47-26	39614-02	10-81
39508-04	19-1	39530-05	7-19	39573-12	47-27	39614-03	10-81
39508-05	19-1	39530-05	7-22	39573-13	47-28	39614-04	10-79
39508-06	19-19	39530-05	9-1	39573-14	47-29	39614-05	10-79
39508-07	19-19	39530-05	10-1	39573-15	47-30	39616-02	59-49
39508-08	19-20	39530-05	11-1	39573-16	47-31	39617-02	10-80
39508-09	19-20	39530-05	12-1	39573-17	47-32	39618-02	9-49
39509-02	56-25	39530-05	13-1	39573-18	47-33	39618-03	9-49
39510-02	56-18	39531-02	12-27	39573-20	49-19	39620-02	83-20
39511-02	85-45	39531-03	12-27	39573-22	49-11	39630-02	85-19a
39511-05	85-45	39533-02	60-3	39573-23	49-2	39630-03	85-19a
39512-02	9-32	39534-02	60-2	39573-24	49-8	39632-02	85-15
39514-02	9-27	39535-02	12-55	39573-25	49-5	39632-03	85-15
39514-03	9-27	39535-03	12-55	39573-26	49-11	39632-04	85-15
39518-02	9-22	39538-02	9-4	39573-27	49-5	39636-02	10-63
39518-04	9-25	39538-03	9-4	39573-28	49-8	39639-03	85-8
39518-05	9-26	39539-02	10-71	39573-29	49-2	39641-02	48-1
39518-06	9-26	39545-02	12-20	39573-30	47-32	39641-03	48-1
39518-08	9-24	39545-03	12-20	39573-31	49-6	39641-04	48-1
39518-11	9-24	39550-02	10-53	39573-32	49-3	39641-05	48-1
39519-03	9-50	39552-02	10-67	39573-33	49-6	39641-06	48-1
39525-02	12-78	39554-02	12-76	39573-34	49-3	39641-07	48-1
39525-03	12-78	39556-02	10-60	39573-35	49-19	39641-08	48-1
39528-02	9-2	39558-02	9-48	39573-36	49-19	39641-09	48-1
39530-02	7-1	39559-02	11-22	39573-37	49-12	39645-02	60-6
39530-02	7-6	39559-03	12-22	39576-02	85-10	39648-03	45-18
39530-02	7-14	39562-03	9-16	39577-02	10-67	39655-02	86-5
39530-02	7-19	39562-08	9-16	39577-02	12-74	39727-02	11-10
39530-02	7-22	39569-03	45-22	39578-02	12-75	39728-02	11-26
39530-02	9-1	39569-04	45-22	39579-02	12-77	39728-03	19-44
39530-02	10-1	39569-08	45A-22	39581-02	47-5	39740-03	19-31
39530-02	11-1	39569-09	45A-22	39582-02	10-50	39740-05	19-43
39530-02	12-1	39570-02	45-27	39582-03	10-50	39740-06	19-38
39530-02	13-1	39571-02	10-36	39583-02	10-58	39740-09	19-39
39530-04	7-1	39571-03	10-61	39584-03	10-68	39740-10	19-42
39530-04	7-6	39572-02	49-42	39584-05	10-68	39740-11	19-41
39530-04	7-14	39572-04	49-42	39585-02	12-56	39740-12	17-16
39530-04	7-19	39573-02	49-12	39586-02	10-37	39740-13	17-14
39530-04	7-22	39573-03	49-12	39587-02	10-38	39740-14	17-17
39530-04	9-1	39573-04	49-9	39589-02	10-57	39743-02	19-37

**PIPER AIRCRAFT  
PA-34-220T  
AIRPLANE PARTS CATALOG**

**NUMERICAL INDEX**

Part Number	Figure and Index No.	Part Number	Figure and Index No.	Part Number	Figure and Index No.	Part Number	Figure and Index No.
39743-03	19-52	39840-02	57-5	62327-02	6-17	62558-01	12-6
39759-19	19-14	39840-06	57-21	62328-00	6-11	62563-05	13-12
39759-21	19-14	39851-02	55B-1	62328-00	6-12	62563-06	13-10
39759-23	19-14	39851-03	55B-1	62328-01	6-11	62563-07	13-11
39759-25	19-14	39851-04	55B-1	62328-01	6-12	62566-02	13-6
39759-27	19-15	39851-11	55B-1	62331-00	6-13	62606-00	12-26
39759-29	19-15	41001-03	63-4	62331-01	6-13	62607-00	12-18
39759-31	19-15	41001-10	62-10	62332-00	6-14	62608-00	12-19
39759-33	19-15	41001-10	63-3	62332-02	6-14	62644-00	9-36
39759-35	19-16	41001-10	65-9	62336-00	6-19	62654-00	40-60
39759-37	19-16	41001-11	65-13	62336-01	6-19	62654-03	40-60
39761-15	37-1	41505-02	45-21	62355-02	87-1	62679-00	12-12
39761-16	37-2	41586-00	76-7	62355-08	87-3	62679-01	12-12
39761-17	37-3	41679-03	45-11	62413-00	14-21	62697-02	10-62
39761-18	37-4	41843-90	16-15	62413-01	14-21	62701-125	62-3
39761-19	37-5	42513-05	8-29	62414-00	14-22	62701-126	62-4
39761-20	37-6	43020-00	89-3	62414-01	14-22	62701-127	62-2
39761-21	37-1	43022-00	89-5	62421-00	12-47	62701-129	65-2
39761-22	37-2	47757-00	8-29	62421-01	12-47	62701-228	62-1
39761-23	37-3	47757-00	101-52	62441-03	12-9	62701-37	65-1
39761-24	37-4	48629-00	96-2	62441-04	12-9	62701-69	64-1
39761-25	37-5	48629-00	101-2	62443-06	14-10	62701-70	64-2
39761-26	37-6	50111-00	67-15	62444-04	14-12	62701-71	67-33
39763-02	37-17	51006-00	45A-15	62445-03	14-13	62701-72	63-2
39763-03	37-18	51006-00	45B-14	62451-02	14-26	62701-73	66-2
39763-04	37-19	52833-18	22-29	62452-00	14-27	62701-77	66-1
39763-05	37-20	56209-00	23-13	62452-01	14-27	62701-78	65-1
39763-10	37-21	61402-71	99A-13	62455-02	14-38	62701-80	65-2
39763-11	37-22	62002-03	20-19	62471-00	14-30	62701-81	63-1
39763-12	37-23	62002-04	20-18	62506-00	10-72	62701-97	99A-4
39763-13	37-24	62019-06	68-5	62506-00	11-16	62703-38	68-6
39789-02	82-53	62024-00	3-39	62506-03	10-73	62706-03	67-5
39789-06	82-56	62024-01	3-39	62506-04	10-74	62710-02	62-20
39797-04	37-11	62033-00	61-15	62506-05	11-34	62711-02	62-8
39797-04	37-13	62044-00	61-5	62528-00	12-2	62711-02	67-34
39797-05	37-15	62044-00	61-16	62528-01	12-2	62711-03	64-22
39797-10	37-16	62091-03	3-25	62532-00	13-44	62711-03	65-10
39797-11	37-7	62109-00	2-22	62532-01	13-44	62711-03	66-33
39797-12	37-9	62109-00	22-30	62543-00	12-8	62711-04	66-34
39797-13	37-8	62109-00	83-19	62544-00	12-5	62711-04	67A-30
39797-14	37 10	62129-07	4-51	62544-01	12-5	62711-05	62-9
39797-15	37-12	62129-08	4-51	62545-04	12-45	62712-02	67-36
39797-16	37-14	62221-00	12-3	62554-00	13-24	62712-03	62-13
39802-02	93A-6	62279-00	84-34	62554-00	13-26	62712-04	68-8
39815-05	55B-7	62324-00	6-16	62557-04	40-61	62713-02	67-35
39822-02	61-19	62324-01	6-16	62558-00	12-6	62713-03	62-11

**PIPER AIRCRAFT  
PA-34-220T  
AIRPLANE PARTS CATALOG**

**NUMERICAL INDEX**

Part Number	Figure and Index No.	Part Number	Figure and Index No.	Part Number	Figure and Index No.	Part Number	Figure and Index No.
62713-04	62-12	62833-39	16-73	63142-28	36-36	63565-02	21-24
62714-04	64-12	62833-44	27-6	63142-29	17-29	63566-02	21-15
62714-04	65-16	62833-44	27-11	63142-30	17-30	63566-03	21-15
62714-04	66-20	62833-45	25-5	63142-34	36-34	63567-03	21-16
62715-02	64-13	62833-46	57-18	63142-47	36-32	63594-00	33-10
62715-02	65-17	62833-63	66-41	63142-50	36-31	63594-01	33-10
62715-02	66-19	62833-78	40-24	63142-54	36-35	63633-100	80-22
62716-07	68-17	62833-78	41-40	63142-55	36-30	63633-112	72-18
62727-00	67-40	62833-80	18-10	63142-56	36-29	63633-120	75-16
62727-01	67-40	62833-85	68-32	63149-22	19-17	63633-124	78-26
62733-00	67-12	62833-86	68-32	63149-23	19-17	63633-135	100-3
62734-00	67-13	62833-89	24-28	63186-12	95-7	63633-135	100 7
62736-00	67-14	62833-92	24-27	63186-16	20-17	63633-137	48-38
62740-00	67-7	62833-99	48-17	63186-23	96-6	63633-138	78-12
62743-02	62-21	62833-101	36-55	63211-00	93B-5	63633-140	72-17
62743-02	63-6	62834-02	68-18	63211-00	97-4	63633-155	78-13
62745-00	67-19	62839-00	68-10	63257-00	17-31	63633-170	100 3
62745-00	67-20	62840-02	68-30	63257-00	17-50	63633-191	72-19
62763-00	12-52	62840-03	67-42	63281-12	11-28	63744-09	19-4
62764-00	67-21	62840-03	68-30	63293-02	10-28	63744-10	17-40
62764-02	67-22	62845-02	68-11	63293-02	17-19	63744-11	31-23
62778-00	68-13	62856-00	67-39	63293-02	17-49	63779-00	67-18
62782-00	68-14	62856-01	67-39	63391-02	67-11	63781-00	67-9
62784-00	68-15	62858-03	67-31	63391-03	67-10	63782-03	67-17
62789-00	67-3	62858-04	67-32	63404-00	68-12	63782-04	67-8
62820-00	67-29	62858-06	68-29	63408-00	35-20	63882-29	31-14
62821-00	67-30	62867-02	33-9	63408-00	51-29	63882-41	62-22
62833-101	16-57	62874-06	10-14	63408-00	101-45	63882-67	66-26
62833-101	56-33	62876-02	10-15	63419-03	70-3	63890-07	76-8
62833-101	56-34	62923-00	101-62	63420-10	70-2	63897-06	78-34
62833-101	56-35	63020-02	15-59	63458-07	70-4	63900-07	44-42
62833-101	56-36	63020-02	16-71	63464-05	33-1	63900-11	28-48
62833-102	58-24	63020-02	18-23	63468-00	33-2	63900-103	28-52
62833-103	31-26	63036-04	15-43	63469-00	33-3	63900-115	28-47
62833-105	15-26	63037-00	10-48	63469-01	33-4	63900-119	62-17
62833-107	15-36	63037-00	11-21	63470-00	33-5	63900-119	66-28
62833-107	15-49	63039-00	15-52	63478-00	33-7	63900-121	64-17
62833-107	16-52	63039-00	16-31	63484-00	28-42	63900-130	27-19
62833-123	24-58	63039-04	57-12	63485-00	33-8	63900-133	42-6
62833-124	27-42	63042-03	15-42	63485-01	33-8	63900-136	17-33
62833-131	82-45	63045-00	15-40	63485-02	33-8	63900-145	31-15
62833-133	27-55	63045-00	16-45	63485-03	33-8	63900-145	40-69
62833-21	15-51	63078-34	4-68	63501-04	22-23	63900-146	40-67
62833-23	9-34	63078-35	4-69	63561-05	21-7	63900-147	40-65
62833-37	66-40	63142-21	36-33	63563-02	21-17	63900-149	40-66
62833-39	15-65	63142-28	17-28	63564-02	21-21	63900-149	42-12



**PIPER AIRCRAFT  
PA-34-220T  
AIRPLANE PARTS CATALOG**

**NUMERICAL INDEX**

Part Number	Figure and Index No.	Part Number	Figure and Index No.	Part Number	Figure and Index No.	Part Number	Figure and Index No.
63900-149	44-19	63904-24	4-58	65165-91	47-36	66529-00	4-31
63900-157	64-14	63904-61	59-74	65246-02	66-11	66546-00	68-31
63900-163	92-9	63904-81	72-16	65254-02	66-31	66580-02	87B-3
63900-172	67A-32	63904-82	72-15	65318-00	72-9	66598-00	12-4
63900-174	67-53	63904-85	32-37	65440-07	17-27	66598-01	4-12
63900-19	2-30	63904-102	79-3	65440-10	44-31	66616-02	84-47
63900-20	2-29	63913-01	83-26	65461-19	36-39	66618-03	25-38
63900-23	36-57a	63913-07	46-14	65463-00	36-72	66641-00	16-16
63900-25	16-70	63913-12	93C-9	65463-00	101-36	66654-00	16-8
63900-28	35-17	63913-106	47-34	65494-02	14-52	66696-00	45-21
63900-28	36-55	63913-115	97-2	65546-04	36-45	66696-00	45-21a
63900-31	62-33	63913-118	48-39	65556-00	13-29	66710-16	16-61
63900-31	65-7	63913-127	46-16	65556-02	13-29	66710-16	36-26
63900-36	65-8	63913-135	46-17	65586-02	6-4	66710-16	44-7
63900-38	67-27	63913-140	59-23	65586-03	6-4	66710-17	15-3
63900-39	67-28	63913-141	59-24	65587-00	6-9	66710-17	36-26
63900-46	10-64	63913-142	59-25	65588-00	6-8	66710-17	44-7
63900-47	10-69	63913-146	48-44	65589-00	6-7	66710-42	15-5
63900-50	15-44	63913-171	46-18	65592-00	6-10	66710-42	16-63
63900-61	64-20	63913-176	48-40	65592-01	6-10	66710-42	36-28
63900-61	66-22	63913-191	93C-8	65593-01	6-20	66710-42	44-9
63900-62	66-24	63913-198	47-35	65594-01	6-9	66710-43	15-5
63900-64	9-33	63913-199	80-23	65595-01	6-2	66710-43	16-63
63900-66	99A-12	63913-256	32-20	65653-04	59-21	66710-43	36-28
63900-73	31-25	63913-34	47-3	65656-00	12-29	66710-43	44-9
63900-81	17-12	63913-36	93A-10	65656-01	12-29	66710-44	15-5
63900-82	17-13	63913-44	46-21	65692-02	17-39	66710-44	16-63
63900-85	27-54	63913-49	93C-7	65692-04	17-39	66710-44	36-28
63900-89	27-18	63913-52	83-66	65727-00	16-72	66710-44	44-9
63900-147	36-55	63913-76	15-47	65742-00	19-6	66713-00	83-56
63901-09	33-13	63913-78	46-36	65773-02	2-51	66713-00	83-57
63901-09	71-25	63913-90	78-15	65773-03	2-26	66713-00	90-23
63901-09	71-27	63913-91	78-14	65782-00	19-7	66713-00	91-22
63901-118	28-38	63913-92	59-22	65865-00	36-60	66713-00	92-14
63901-128	33-15	63942-00	2-65	65866-02	36-61	66762-00	4-29
63901-134	55B-3	63942-01	2-65	65866-03	36-61	66769-00	14-29
63901-212	59-20	65003-27	31-12	65868-02	36-62	66774-00	57-14
63901-28	71-28	65003-30	71-39	65869-00	36-63	66787-00	36-74
63901-29	33-14	65003-36	59-44	65870-00	36-64	66787-00	101-35
63901-30	71-26	65003-47	62-16	65871-00	36-65	66788-14	36-38
63901-31	33-12	65003-53	59-41	65896-00	19-5	66789-00	55-9
63901-38	60-16	65114-00	14-18	65896-02	19-5	66804-00	35-15
63901-41	49-20	65119-00	13-41	65898-00	4-59	66804-00	36-53
63901-76	60-17	65119-01	13-41	65898-01	4-59	66805-00	35-16
63901-81	49-22	65126-00	12-48	65898-04	4-61	66805-00	36-54
63902-31	71-7	65126-01	12-48	65899-00	6-18	66814-02	61-19

**PIPER AIRCRAFT  
PA-34-220T  
AIRPLANE PARTS CATALOG**

**NUMERICAL INDEX**

Part Number	Figure and Index No.	Part Number	Figure and Index No.	Part Number	Figure and Index No.	Part Number	Figure and Index No.
66815-00	61-19	67422-05	85-31	67700-361	59-31	68090-17	38-16
66820-00	28-14	67422-06	85-32	67700-362	60-10	68094-03	38-24
66853-00	32-29	67422-07	85-33	67700-364	60-9	68094-03	38-25
66853-00	67A-26	67431-00	45-12	67700-365	60-9	68096-00	38-26
66965-00	13-27	67431-05	45-14	67700-366	59-32	68174-00	16-32
66980-00	77-15	67431-06	45-13	67700-367	59-33	68176-03	16-41
67023-01	86-4	67431-07	45-11	67700-371	59-27	68178-03	16-44
67024-00	27-20	67431-11	45-50	67700-373	59-34	68179-05	16-43
67024-01	27-20	67436-04	85-11	67700-374	59-35	68179-06	16-42
67026-07	25-3	67436-06	85-12	67700-376	59-26	68179-07	15-45
67026-07	28-9	67439-02	45B-23	67700-384	59-33	68179-08	15-46
67026-13	28-12	67439-02	85A-45	67700-385	60-8	68186-02	16-40
67028-00	27-21	67445-06	93-1	67700-386	60-8	68187-00	16-24
67028-03	27-21a	67462-07	45-8	67700-393	93C-10	68188-00	16-3
67028-04	27-21a	67462-08	45B-21	67723-00	2-25	68198-00	87-7
67031-02	27-22	67463-02	68-42	67723-01	2-25	68223-00	11-39
67031-03	27-22	67487-02	84-22	67728-00	61-25	68272-02	9-19
67065-00	4-65	67487-02	85-37	67753-00	28-10	68272-03	9-21
67071-00	4-67	67487-03	84-72	67758-00	25-9	68272-04	9-18
67071-01	4-67	67487-04	87A-3	67786-00	36-24	68273-02	9-20
67079-00	4-41	67491-00	68-3	67786-00	101-32	68293-02	19-25
67079-01	4-41	67491-03	68-4	67958-03	40-43	68297-00	19-30
67090-14	31-21	67502-00	27-51	67958-03	40-55	68297-01	19-34
67090-15	31-21	67549-03	32-19	67958-03	41-13	68300-00	19-35
67091-00	31-24	67600-00	71-43a	67958-05	40-43	68306-00	19-11
67093-04	31-22	67670-00	4-45	67958-05	40-55	68306-02	19-11
67093-05	31-22	67670-01	4-45	67958-05	41-13	68306-03	19-11
67095-00	4-18	67673-00	4-48	67970-02	44-16	68306-04	19-11
67095-01	4-18	67677-00	4-43	67977-02	99-7	68307-00	10-17
67097-02	4-39	67677-01	4-43	67978-02	99-3	68308-00	10-16
67097-03	4-39	67678-00	4-44	67982-03	79-11	68315-00	10-33
67164-00	2-24	67678-01	4-44	67982-04	79-12	68315-01	10-33
67164-01	2-24	67687-00	4-47	67984-02	68-35	68319-00	10-59
67193-05	68-28	67687-01	4-47	67995-02	51-17	68319-00	11-15
67198-00	27-43	67689-02	4-40	67995-07	51-19	68319-00	11-25
67202-00	27-40	67689-03	4-40	67995-08	51-20	68323-00	10-56
67203-00	27-41	67694-00	4-46	67996-02	2-9	68323-01	10-56
67218-00	57-13	67700-149	48-37	67996-08	2-9	68324-00	10-55
67277-00	28-40	67700-160	93A-8	67998-00	51-1	68325-03	10-7
67356-201	31-13	67700-161	71-13	67998-02	51-2	68326-00	10-8
67357-00	31-11	67700-162	71-14	67998-03	51-8	68327-00	10-10
67358-00	31-10	67700-356	59-26	68014-00	7-31	68328-02	10-35
67360-00	31-9	67700-357	59-27	68022-14	40-59	68330-06	10-47
67363-00	31-8	67700-358	59-28	68022-14	42-8	68331-00	10-9
67411-02	84-9	67700-359	59-29	68022-14	44-16	68331-02	10-9
67411-04	84-9	67700-360	59-30	68090-16	38-16	68332-00	11-7

**PIPER AIRCRAFT  
PA-34-220T  
AIRPLANE PARTS CATALOG**

**NUMERICAL INDEX**

Part Number	Figure and Index No.	Part Number	Figure and Index No.	Part Number	Figure and Index No.	Part Number	Figure and Index No.
68333-00	11-8	68486-00	66-5	68625-02	13-17	68970-00	11-29
68333-01	11-8	68488-02	66-30	68625-03	13-17	68971-00	14-17
68334-00	11-24	68495-02	36-58	68632-00	13-37	68972-00	13-54
68335-00	11-9	68503-00	12-62	68632-01	13-37	68974-00	11-25
68338-00	10-43	68503-01	12-62	68632-05	13-38	68974-00	11-38
68339-00	10-44	68506-00	12-70	68634-00	13-42	68975-00	13-28
68340-00	10-42	68507-02	12-10	68634-01	13-42	68976-00	17-2
68341-00	10-40	68508-02	12-35	68637-00	13-56	68978-00	17-5
68342-14	10-11	68508-03	12 35	68637-01	13-56	68980-00	17-4
68342-15	10-11	68509-04	12-37	68638-01	13-50	68981-00	17-6
68343-00	10-40	68509-05	12-37	68638-02	13-50	68984-00	11-3
68344-00	10-54	68510-00	12-46	68639-00	13-51	68985-00	11-27
68346-01	10-45	68510-01	12-46	68640-02	13-52	68986-02	11-30
68351-00	10-42	68537-00	12-31	68640-03	13-52	68986-03	11-35
68352-03	10-13	68538-00	12-36	68641-00	13-36	68991-00	14-53
68353-00	11-14	68547-04	17-26	68641-01	13-36	68999-08	17-32
68357-01	11-3	68557-00	68-19	68642-00	13-46	69011-00	56-20
68359-00	11-4	68586-25	38-1	68642-01	13-46	69012-00	56-21
68362-00	10-75	68586-26	38-1	68643-00	13-43	69015-23	79-18
68363-00	10-76	68602-00	7-25	68643-01	13-43	69015-24	83-27
68364-00	11 23	68602-01	7-25	68644-00	13-53	69015-25	83-28
68366-00	11-20	68603-00	13-40	68645-00	12-67	69015-26	83-29
68369-00	11-36	68604-04	13-32	68645-02	12-67	69015-27	83-30
68369-01	11-36	68605-00	13-45	68647-00	13-18	69015-28	83-31
68370-01	11-19	68605-01	13-45	68647-01	13-18	69015-29	83-32
68371-00	11 5	68606-00	13-39	68649-03	13-34	69015-30	83-33
68371-01	11 5	68606-01	13-39	68655-02	13-35	69015-31	46-19
68372-00	11-2	68607-03	13-33	68656-00	13-22	69015-32	46-20
68373-00	11-6	68608-02	13-16	68657-00	13-40	69015-33	46-21
68373-01	11-6	68608-03	13-16	68678-00	13-47	69015-34	46-22
68375-00	11-11	68609-04	13-23	68699-12	57-15	69015-36	46-23
68381-00	10-45	68609-05	13-23	68699-13	57-16	69015-48	46-24
68382-02	10-12	68611-00	38-27	68739-00	66-4	69015-49	46-25
68414-03	66-3	68612-00	13-25	68770-18	55-7	69015-50	46-15
68415-00	36-57	68613-00	38-29	68778-00	49-24	69015-66	83-65
68432-04	21-18	68613-800	44-36	68803-00	18-16	69015-76	93B-3
68432-05	21-18	68613-801	44-36	68803-00	101-12	69042-00	47-37
68433-03	21-25	68615-04	13-2	68817-35	4-66	69042-02	47-37
68440-00	39A-8	68616-03	13-3	68923-06	75-4	69066-00	42-3
68440-00	84-55	68617-02	13-7	68923-07	75-4	69067-10	42-5
68441-00	39A-7	68618-00	13-8	68963-00	17-7	69074-05	48-24
68441-00	84-53	68619-00	13-5	68964-00	17-11	69077-00	68-16
68451-02	67-1	68619-01	13-5	68966-00	11-18	69105-02	11-12
68451-03	67A-2	68621-02	13-4	68966-02	11-18	69105-03	11-13
68452-03	67-2	68621-03	13-4	68967-00	11-37	69112-00	17-3
68452-04	67A-3	68623-05	13-13	68969-05	36-40	69129-02	9-47

**PIPER AIRCRAFT  
PA-34-220T  
AIRPLANE PARTS CATALOG**

**NUMERICAL INDEX**

Part Number	Figure and Index No.	Part Number	Figure and Index No.	Part Number	Figure and Index No.	Part Number	Figure and Index No.
69188-03	36-46	69669-200	16-90	69748-00	39-13	70371-02	78-33
69189-00	36-52	69669-200	36A-5	69813-00	39-1	70371-03	32-30
69224-00	16-5	69669-200	36A-13	69837-00	9-14	70371-03	77-17
69328-00	9-29	69669-202	101-37	69837-05	9-14	70371-03	78-33
69329-00	9-30	69669-203	101-27	69841-00	9-15	76172-03	41-17
69330-04	9-31	69691-02	7-8	69841-05	9-15	76175-00	41-42
69403-03	36-41	69692-00	7-12	69858-03	17-1	76175-03	40-7
69541-00	9-38	69694-00	7-8	69858-04	17-53	76176-00	40-16
69636-05	38-31	69695-02	7-12	69859-04	17-44	76176-00	41-28
69642-00	19-28	69696-00	7-28	69859-05	17-45	76176-02	40-71
69643-00	19-32	69698-02	10-83	69859-10	17-24	76178-00	41-39
69644-00	19-36	69700-00	19-26	69859-11	17-24	76187-00	41-38
69669-02	83-41	69701-00	19-27	69859-14	17-41	76221-00	36-71
69669-02	90-24	69704-00	19-9	69881-02	7-33	76255-02	7-11
69669-02	91-23	69704-02	19-9	69881-03	7-32	76342-00	41-20
69669-02	92-17	69704-03	19-9	69885-02	78-3	76343-00	41-21
69669-02	101-56	69704-04	19-9	69885-03	78-4	76347-00	41-18
69669-09	36-12	69705-00	19-10	69885-12	78-2	76347-01	41-18
69669-09	101-26	69705-02	19-10	69888-04	10-4	76351-02	41-22
69669-106	45-47	69705-03	19-10	69888-05	10-4	76351-03	41-23
69669-106	101-39	69705-04	19-10	69888-06	10-5	76467-04	10-27
69669-113	36-10	69706-00	17-20	69888-07	10-3	76474-03	7-18
69669-113	101-24	69706-02	17-20	69891-04	10-32	78001-00	64-4
69669-115	36-50	69706-03	17-20	69891-05	10-32	78012-00	10-51
69669-115	101-33	69706-04	17-20	69891-08	10-32	78012-04	10-51
69669-117	15-57	69707-00	19-12	69891-09	10-32	78022-14	2-46
69669-117	101-8	69707-02	19-12	69897-00	7-24	78022-15	2-46
69669-118	15-58	69707-03	19-12	69898-00	7-23	78022-20	2-47
69669-118	101-9	69707-04	19-12	69899-00	7-7	78022-23	2-47
69669-141	19-54	69708-00	19-29	69902-00	7-10	78034-00	24-43
69669-141	101-15	69709-00	19 24	69903-00	7-15	78039-00	47-7
69669-148	18-28	69709-02	19-24	69904-00	7-26	78039-00	93A-11
69669-148	101-11	69710-00	19-33	69907-00	7-17	78040-00	21-30
69669-173	87-2	69712-03	19 3	69907-01	7-17	78040-00	101-17
69669-173	101-52	69712-04	19-3	69911-00	7-16	78041-00	41-7
69669-203	101-27	69712-05	19-3	69912-00	7-27	78041-00	41-14
69669-69	92-10	69713-03	19-2	69960-03	84-60	78041-02	40-31
69669-77	39-18	69713-04	19-2	69960-03	84-66	78041-02	40-42
69669-77	39A-10	69713-05	19-2	69971-02	11-33	78041-02	40-54
69669-77	101-38	69714-00	19-40	69971-03	11-32	78041-09	40-31
69669-80	18-18	69714-01	17-15	69990-02	39-3	78041-09	40-42
69669-80	101-13	69738-00	10-6	69991-02	39-7	78041-09	41-7
69669-81	18-27	69739-00	10-2	69991-07	82-41	78041-09	41-14
69669-81	101-14	69740-02	10-29	69992-02	78-1	78041-10	40-54
69669-99	36-11	69742-00	10-30	70371-02	32-20	78046-00	2-55
69669-99	101-24	69748-00	10-46	70371-02	77-17	78054-02	36-68

**PIPER AIRCRAFT  
PA-34-220T  
AIRPLANE PARTS CATALOG**

**NUMERICAL INDEX**

Part Number	Figure and Index No.	Part Number	Figure and Index No.	Part Number	Figure and Index No.	Part Number	Figure and Index No.
78057-00	19-21	78379-00	77-6	78726-10	51-23	79285-00	78-23
78085-17	16-60	78380-00	77-8	78726-11	51-23	79286-00	78-16
78085-18	16-66	78380-02	77-8	78731-17	39A-5	79290-00	14-20
78085-21	16-84	78381-00	77-4	79019-42	98-8	79293-06	78-36
78108-03	42-2	78381-01	77-4	79035-00	78-28	79303-00	78-19
78108-10	42-4	78398-00	13-57	79038-00	49-26	79314-02	45-33
78108-12	42-1	78398-00	14-54	79154-00	19-45	79314-03	45-34
78108-14	42-1	78399-00	14-55	79155-00	19-45	79315-00	101-1
78108-15	42-2	78407-00	14-49	79174-02	2-53	79322-05	40-15
78108-16	42-4	78410-00	14-51	79174-04	2-54	79337-16	40-26
78108-23	42-1	78411-00	14-43	79207-00	40-6	79337-16	40-40
78108-24	42-2	78442-02	72-31	79207-00	41-36	79337-16	40-52
78108-25	42-4	78443-00	14-4	79229-00	40-17	79337-16	41-2
78108-26	42-1	78444-00	72-10	79229-00	41-25	79337-17	40-26
78108-27	42-2	78475-08	4-3	79230-00	40-13	79337-17	41-2
78108-28	42-4	78475-09	4-3	79230-02	41-26	79337-18	40-64
78130-00	12-28	78490-00	24-25	79234-00	10-49	79337-19	40-1
78131-00	12-57	78537-00	24-26	79235-00	40-22	79337-20	40-1
78140-190	84-26	78541-00	24-24	79235-00	41-48	79337-25	40-2
78140-191	84-26	78543-00	24-23	79236-05	38-4	79337-26	40-2
78148-00	92-1	78547-00	12-65	79236-14	38-1	79337-27	40-26
78148-02	92-1	78582-00	12-61	79236-15	38-1	79337-27	40-40
78150-00	92-11	78582-01	12-61	79236-16	38-4	79337-27	40-52
78159-00	4-64	78587-00	36-70	79236-17	38-2	79337-27	41-2
78176-00	21-19	78603-00	78-20	79236-18	38-2	79337-28	40-26
78180-02	92-7	78604-00	78-21	79236-23	38-12	79337-28	41-2
78233-04	93C-1	78607-00	14-39	79236-24	38-12	79337-39	40-2
78233-06	93A-2	78608-02	14-36	79236-26	38-13	79337-40	40-2
78234-00	93A-4	78608-03	14-36	79236-27	38-8	79337-41	40-64
78234-00	93C-4	78609-00	14-25	79236-28	38-8	79337-45	40-1
78237-00	93A-5	78611-00	20-4	79236-29	38-10	79337-46	40-1
78237-00	93C-3	78612-00	14-19	79236-30	38-10	79337-59	40-40
78237-00	101-49	78615-04	4-17	79246-04	39-11	79337-59	40-52
78298-04	84-46	78615-05	4-17	79246-05	39-11	79337-59	41-2
78309-00	4-50	78619-00	4-20	79246-06	39-12	79337-62	41-2
78309-01	4-50	78619-01	4-20	79246-07	39-12	79337-71	40-26
78320-13	36-9	78622-00	4-14	79246-08	39-17	79337-71	40-40
78320-14	36-9	78622-01	4-14	79246-09	39-17	79337-71	40-52
78320-15	36-9	78624-00	3-24	79251-00	40-23	79337-71	41-2
78322-00	13-15	78629-03	78-27	79264-00	78-11	79337-74	40-26
78332-00	20-4	78631-00	10-16	79275-00	68-2	79337-74	41-2
78334-00	24-32	78636-00	78-35	79276-00	68-1	79337-76	40-1
78337-00	77-16	78637-00	78-24	79276-017	68-1	79337-77	40 2
78338-00	77-14	78652-00	22-27	79281-00	78 17	79337-78	40-1
78339-00	77-5	78677-00	24-2	79282-00	78-18	79337-79	40-2
78361-00	41-24	78713-00	57-19	79284-00	78-22	79337-80	40-1

**PIPER AIRCRAFT  
PA-34-220T  
AIRPLANE PARTS CATALOG**

**NUMERICAL INDEX**

Part Number	Figure and Index No.	Part Number	Figure and Index No.	Part Number	Figure and Index No.	Part Number	Figure and Index No.
79337-81	40-1	79532-02	15-27	79594-00	16-9	81342-18	77-17
79405-00	100-1	79540-02	41-16	79595-19	85-38	82732-72	59-42
79430-00	33-11	79540-03	41-16	79599-00	94-9	82732-76	67-37
79434-00	16-7	79542-18	15-6	79633-02	40-46	82732-76	68-33
79442-00	40-11	79542-19	15-55	79633-15	40-46	83302-43	16-11
79442-00	40-35	79545-05	15-75	79636-04	97-5	83332-02	81A-28
79442-00	40-49	79545-14	15-66	79647-02	15-34	83356-02	85A-12
79442-00	41-37	79549-09	15-1	79650-02	45-9	83357-02	84A-58
79445-00	36-51	79554-02	40-30	79653-148	84-23	83357-03	84A-58
79445-05	36A-22	79554-02	41-6	79653-149	84-23	83358-02	84A-58
79455-00	36-43	79555-00	40-27	79653-19	87-10	83359-02	85A-12
79456-00	36-44	79555-00	40-41	79653-192	87B-13	83365-02	17-46
79463-00	94-8	79555-00	40-53	79680-02	38-11	83367-02	11-40
79475-05	15-9	79555-00	41-3	79680-03	38-11	83368-02	47-5
79475-07	15-11	79555-01	40-27	79681-02	38-17	83369-02	7-2
79475-08	15-12	79555-01	41-3	79681-03	38-17	83384-02	86-4
79475-09	15-13	79561-05	10-20	79747-00	13-31	83387-02	85D-6
79475-34	15-38	79561-06	10-19	79747-01	13-31	83710-02	29-15
79475-48	15-10	79561-07	10-22	79749-03	40-56	83711-02	92-11
79475-55	15-9	79561-08	10-23	79749-07	40-57	83744-157	76-1
79475-56	15-9	79561-14	10-18	79749-08	40-58	83744-158	76-1
79475-57	15-9	79561-15	7-11	79750-00	44-2	83744-159	76-1
79479-02	40-44	79561-39	10-39	79770-11	44-24	83932-07	45B-29
79479-07	40-44	79561-41	10-19	79778-02	44-11	84013-26	46-23
79479-08	40-45	79561-42	10-20	79781-02	38-22	84199-04	84A-4
79479-11	40-45	79562-00	19-23	79781-02	38-23	84251-02	76-10
79479-12	40-44	79562-02	19-23	79781-02	38-26	84251-03	76-10
79479-14	40-44	79563-02	7-3	79792-02	41-19	84280-02	72-6
79479-15	40-45	79563-04	7-3	79792-03	41-19	84280-04	72-6
79479-17	40-45	79563-903	10-21	79800-02	28-3	84549-04	68-46
79479-19	40-44	79572-00	19-8	79805-05	38-30	84549-06	68-46
79479-20	40-45	79572-02	19-8	79818-02	40-3	84549-07	68-46
79479-23	40-44	79572-03	19-8a	79818-03	40-3	84563-03	87A-5
79479-24	40-45	79572-04	19-8	79837-02	36-47	84622-08	85C-17
79479-25	40-44	79583-02	13-30	79837-11	36A-21	84622-09	85C-18
79479-26	40-45	79583-03	13-30	79839-03	80-17	84622-12	85C-8
79479-29	40-44	79587-02	9-8	79840-04	80-20	84622-13	85C-7
79479-30	40-45	79587-03	7-2	79846-02	71-53	84622-17	85C-11
79515-03	15-17	79592-02	41-1	79847-02	71-52	84622-20	85C-14
79515-05	15-18	79592-03	41-1	79849-07	36A-20	84622-22	85D-3
79515-07	15-21	79592-04	41-1	79849-08	36A-20	84622-22	90-14
79515-08	15-22	79592-05	41-1	80012-105	65-5	84622-22	91-14
79515-13	15-16	79592-06	41-1	80122-88	25-18	84622-26	85D-5
79515-15	15-23	79592-07	41-1	80122-88	28-22	84622-26	92-6
79515-35	15-15	79592-08	41-1	80122-89	28-22	84622-36	83A-16
79530-02	15-24	79592-09	41-1	81262-68	16-10	84622-36	85D-2

**PIPER AIRCRAFT  
PA-34-220T  
AIRPLANE PARTS CATALOG**

**NUMERICAL INDEX**

Part Number	Figure and Index No.	Part Number	Figure and Index No.	Part Number	Figure and Index No.	Part Number	Figure and Index No.
84622-39	85C-13	84967-161	101-83	85210-28	38-4	85293-03	37A-1
84622-48	86-10	84967-162	36A-23	85210-29	38-4	85293-04	37A-1
84622-52	85C-9	84967-162	101-28	85210-31	38-6	85293-05	37A-2
84622-54	85C-10	84967-163	36A-23	85210-40	36A-1	85293-06	37A-2
84622-69	77-10	84967-163	101-28	85210-53	38-14	85293-07	37A-3
84622-83	85C-12	84967-164	36A-23	85210-59	36A-3	85293-08	37A-3
84622-84	85C-4	84967-164	101-28	85210-60	36A-2	85294-02	17-54
84622-86	85C-5	84967-166	101-29	85210-70	36A-5	85294-03	19-12
84622-87	85C-6	85096-02	67A-22	85210-70	36A-13	85294-05	19-11
84622-88	85C-19	85194-02	17-54	85210-71	16-87	85294-06	19-9
84622-89	85C-16	85194-03	17-54	85210-75	15-68	85294-07	19-10
84622-90	86-9	85194-04	17-54	85210-76	36A-25	85299-04	84A-59
84622-91	85D-4	85194-05	17-54	85210-83	36A-17	85310-02	39A-3
84622-92	77-11	85194-06	19-42	85210-84	36A-10	85311-04	39A-3
84622-93	78-37	85194-07	19-38	85210-87	17-42	85315-03	85A-24a
84967-101	101-88	85194-08	19-26	85210-90	15-70	85349-02	9-17a
84967-116	101-74	85194-09	19-27	85210-92	39A-1	85349-03	9-32a
84967-117	101-73	85194-09	19-31	85210-95	36A-18	85349-06	9-32a
84967-118	101-72	85194-10	19-34	85210-99	17-43	85349-09	9-56
84967-119	101-71	85194-11	19-39	85210-101	15-67	85349-10	9-56a
84967-121	101-77	85194-12	19-35	85210-108	36A-24	85349-11	9-17a
84967-122	101-76	85194-13	19-40	85210-110	16-88	85352-00	51-1
84967-130	101-65	85194-14	19-36	85210-114	16-91	85352-02	51-2
84967-131	101-91	85194-15	19-28	85210-119	36A-14	85352-03	51-8
84967-132	101-92	85194-15	19-32	85210-123	39A-2	85366-03	36A-16
84967-133	101-66	85194-16	19-29	85210-126	37A-5	85366-04	36A-16
84967-134	101-86	85194-17	19-33	85210-135	38-10a	85369-02	9-39b
84967-135	101-89	85194-18	19-41	85210-137	38-5	85369-03	9-39a
84967-137	101-70	85194-19	19-37	85210-141	38-10b	85571-02	28-27
84967-146	101-63	85194-20	19-37	85210-144	38-13	85582-03	84A-15
84967-147	101-67	85194-21	19-30	85210-147	36A-9	86062-86	25-39
84967-148	101-84	85208-09	9-55	85210-148	36A-8	86092-96	81-31
84967-149	101-85	85210-02	37A-4	85210-155	15-72	86102-33	66-23
84967-150	101-90	85210-03	37A-5	85210-156	36-61	86238-104	32-15
84967-151	101-93	85210-04	37A-6	85210-157	36-61	86238-105	32-16
84967-152	101-81	85210-05	37A-6	85210-158	36A-15	86238-106	32-16
84967-153	101-80	85210-06	16-90	85210-160	39A-5	86238-108	83-48
84967-154	101-79	85210-06	36A-5	85210-164	36A-17	86238-138	93-9
84967-155	82A-46	85210-06	36A-13	85243-03	9-17	86238-138	93A-9
84967-155	101-87	85210-12	36A-6	85286-02	7-17	86238-140	83-25
84967-156	101-69	85210-22	38-1	85286-03	7-17	86238-143	82A-32
84967-157	101-78	85210-23	38-1	85286-05	7-27	86238-144	82A-31
84967-158	101-75	85210-24	38-2	85286-06	7-16	86238-145	82A-30
84967-159	101-68	85210-25	38-2	85292-04	68-46	86238-146	82A-29
84967-160	101-82	85210-26	38-3	85292-05	68-46	86238-147	82A-27
84967-161	85D-7	85210-27	38-3	85292-06	68-46	86238-149	82A-28

**PIPER AIRCRAFT  
PA-34-220T  
AIRPLANE PARTS CATALOG**

**NUMERICAL INDEX**

Part Number	Figure and Index No.	Part Number	Figure and Index No.	Part Number	Figure and Index No.	Part Number	Figure and Index No.
86238-150	82A-26	87230-04	58-1	87295-02	35-5	87369-31	55A-11
86238-50	71-10	87230-05	58-2	87296-02	35-7	87369-38	93A-17
86238-51	71-11	87230-06	58-19	87297-02	44-14	87369-38	101-61
86238-52	71-15	87230-07	58-18	87297-03	44-13	87369-39	93A-18
86238-53	71-12	87231-02	45-19	87298-02	10-84	87369-39	101-62
86238-89	32-17	87231-02	45B-15	87299-02	35-12	87369-42	82A-38
86238-90	32-17	87234-02	19-13	87329-07	15-56	87369-71	45-51
86238-93	32-18	87236-03	19-18	87329-10	18-15	87369-72	71-2
86238-152	82A-45	87237-02	84-62	87329-11	16-59	87374-02	45B-9
86414-13	85-44	87237-03	84-62	87332-02	40-4	87378-03	83-49
86652-05	100 9	87238-02	36-22	87332-02	41-32	87393-02	81-4a
86652-09	100-11	87238-03	36-22	87334-02	15-63	87393-03	81-4a
86684-02	49-55	87240-06	45B-29	87334-02	101-7	87394-02	81-25
86700-09	63-5	87241-08	61-17	87335-02	16-75	87395-02	81-15
86700-13	66-25	87242-02	10-39	87335-02	101-10	87396-03	39A-6
86700-30	27-31	87244-02	10-31	87336-02	47-50	87405-02	51-12a
86700-40	27-17	87246-02	12-72	87336-02	101-43	87429-02	92-8
87202-02	49-40	87246-03	12-72	87339-02	51-30	87431-02	49-54
87202-03	49-40	87247-02	7-13	87339-02	101-46	87431-03	49-54
87208-02	9-11	87248-02	61-9	87341-02	20-33	87435-02	82A-39
87209-02	85-47	87249-02	36-67	87341-02	101-16	87437-02	82A-40
87214-02	49-41	87250-02	9-51	87341-03	101-3	87451-02	45-48
87214-03	49-41	87250-03	9-51	87341-04	2-68	87451-03	45-49
87215-03	84-56	87251-02	4-4	87341-04	101-5	87499-06	84A-23
87215-04	84-57	87251-03	4-4	87361-02	45-25	87499-07	84A-23
87217-03	45-10	87254-02	85-46	87361-03	45A-25	87502-03	84-75
87217-03	45A-10	87254-02	85A-36	87362-02	45-26	87702-02	45-32
87217-05	45A-10	87254-03	85-46	87362-03	45A-26	87702-06	45-32
87219-02	Misc.	87254-03	85A-36	87363-02	45-24	87706-02	48-3
87223-02	3-26	87256-02	85-46	87369-16	68-43	87706-03	48-3
87223-03	2-26	87257-02	93C-17	87369-17	36-73	87709-02	101-4
87225-02	3-3	87260-02	9-12	87369-17	101-37	87713-03	45-42
87225-03	3-3	87260-08	9-12	87369-18	36-13	87713-23	45A-36
87226-02	39-2	87261-02	9-13	87369-18	101-27	87713-27	45B-32
87226-03	39-2	87269-03	45-39	87369-19	36-21	87714-02	61-4
87226-04	82-26	87273-02	6-21	87369-19	101-31	87720-02	10-85
87226-05	82-26	87274-02	35-4	87369-21	55-15	87721-04	3-15
87226-13	82A-25	87274-03	35-4a	87369-21	55A-12	87721-05	2-15
87226-14	82A-25	87274-04	35-4b	87369-21	101-55	87722-02	2-34
87227-02	59-75	87278-02	10-34	87369-22	101-42	87722-03	2-34
87227-03	59-75	87284-07	28-4	87369-23	25-6	87733-02	93C-20
87230-02	2-6	87286-02	84-68	87369-23	101-18	87733-02	93D-11
87230-02	58-1	87287-02	84-67	87369-24	28-50	87736-02	75-7
87230-03	2-6	87288-02	84-63	87369-24	101-20	87742-02	84-74
87230-03	58-1	87288-04	84A-43	87369-30	78-31	87742-03	84A-51
87230-04	2-6	87294-802	48-9	87369-30	101-51	87747-02	81-14



**PIPER AIRCRAFT  
PA-34-220T  
AIRPLANE PARTS CATALOG**

**NUMERICAL INDEX**

Part Number	Figure and Index No.	Part Number	Figure and Index No.	Part Number	Figure and Index No.	Part Number	Figure and Index No.
87747-07	81-14	89178-10	41-11	89452-31	85A-16	95061-192	67A-28
87748-02	81-18	89186-03	9-55	89453-02	85A-12	95061-20	24-37
87751-02	81-32	89308-00	48-26	89463-02	86-14	95061-24	24-38
87751-04	81-32	89344-03	87B-10	89466-02	7-34	95061-25	24-39
87751-05	81A-28	89344-04	87B-11	89471-02	8-28	95061-27	25-16
87752-02	2-70	89344-05	87B-12	89485-02	81A-31	95061-28	24-22
87752-03	2-70	89416-02	85A-35	89485-03	81A-30	95061-29	24-12
87755-02	83-68	89416-02	85B-1	89495-02	45A-1	95061-30	24-13
87756-02	55B-4	89416-04	85B-1	89495-02	45B-2	95061-31	24-14
87761-02	82A-41	89417-02	85B-2	89548-14	15-69	95061-39	65-4
87762-02	81-16	89417-04	85B-2	89548-14	36A-26	95061-40	64-15
87765-02	67A-16	89418-02	85B-6	89554-03	15-69	95061-44	63-7
87765-03	67A-4	89418-03	85B-3	89554-03	36A-26	95061-44	64-16
87765-05	67A-24	89418-04	85B-10	89567-02	36A-7	95061-45	65-6
87765-06	67A-24	89418-05	85B-11	89567-02	36A-19	95061-45	66-21
87765-12	67A-6	89418-06	85B-8	89771-02	84A-4	95061-54	62-18
87765-13	67A-25	89418-07	85B-4	89772-02	84A-4	95061-59	62-14
87765-16	67A-20	89418-08	85B-5	89908-02	16-90	95061-64	27-53
87765-18	67A-21	89418-09	85B-7	89908-02	36A-5	95061-64	31-7
87765-25	67A-19	89418-10	85B-9	89908-02	36A-13	95061-71	62-15
87765-26	67A-18	89418-15	85B-11	89940-06	68-46	95061-76	67-38
87765-32	67A-5	89423-02	78-6	89977-07	41-9	95061-82	56-22
87765-34	67A-7	89423-02	80-4	95022-02	3-17	95061-83	56-23
87765-35	67A-10	89446-02	48-53	95022-03	3-17	95061-90	40-68
87765-40	67A-11	89452-02	85A-16	95028-00	3-12	95061-93	59-67
87765-41	67A-23	89452-03	85A-16	95028-01	3-12	95061-94	59-43
87765-45	67A-20	89452-11	85A-16	95033-00	3-18	95061-313	24-21
87768-06	9-57	89452-12	85A-16	95033-01	3-18	95070-08	2-41
89023-04	40-1	89452-13	85A-16	95061-04	3-19	95070-08	61-12
89023-05	40-1	89452-14	85A-16	95061-08	44-37	95070-09	2-41
89026-04	41-1	89452-15	85A-16	95061-09	44-12	95070-09	61-12
89026-05	41-1	89452-16	85A-16	95061-104	55B-8	95071-08	2-42
89027-02	40-32	89452-17	85A-16	95061-106	40-5	95071-08	61-1
89027-03	40-32	89452-18	85A-16	95061-106	41-30	95071-09	2-42
89028-02	43-8	89452-19	85A-16	95061-112	64-19	95071-09	61-1
89036-02	43-1	89452-20	85A-16	95061-113	64-21	95095-00	3-4
89036-03	43-2	89452-21	85A-16	95061-114	64-18	95095-01	3-4
89036-04	43-5	89452-22	85A-16	95061-115	93B-9	95098-00	3-5
89036-05	43-2	89452-23	85A-16	95061-118	56-24	95098-01	3-5
89046-02	40-44	89452-24	85A-16	95061-118	93B-10	95111-00	14-8
89046-04	40-44	89452-25	85A-16	95061-122	69-9	95124-07	12-11
89090-02	10-52	89452-26	85A-16	95061-124	65-3	95124-08	12-11
89097-02	87-1	89452-27	85A-16	95061-157	44-20	95125-00	9-3
89097-05	87-3	89452-28	85A-16	95061-161	40-9	95136-06	56-6
89142-04	45-52	89452-29	85A-16	95061-161	41-29	95136-06	57-1
89142-04	84-80	89452-30	85A-16	95061-180	40-72	95136-09	57-1

**PIPER AIRCRAFT  
PA-34-220T  
AIRPLANE PARTS CATALOG**

**NUMERICAL INDEX**

Part Number	Figure and Index No.	Part Number	Figure and Index No.	Part Number	Figure and Index No.	Part Number	Figure and Index No.
95136-09	56-6	95161-00	12-32	95540-03	20-18	95660-03	6-15
95137-00	57-9	95181-00	36-56	95540-15	20-16	95666-00	4-5
95138-00	57-4	95203-00	87-11	95542-00	14-9	95666-00	12-23
95139-00	57-5	95213-00	84-39	95546-03	14-6	95666-01	4-5
95144-02	9-7	95213-02	84-39	95554-00	12-14	95666-01	12-23
95144-03	9-7	95228-00	84-51	95555-00	12-71	95675-00	62-19
95144-04	9-54	95228-03	84A-36	95556-00	64-3	95697-00	3-16
95144-05	9-54	95236-09	98-8	95561-00	63-12	95700-00	7-34
95144-06	9-35	95264-00	22-24	95562-00	63-13	95700-00	8-1
95148-02	57-17	95266-00	66-17	95563-02	22-16	95700-13	8-1
95153-101	47-19	95270-11	84-25	95564-00	12-24	95700-13	95-1
95153-101	47-24	95270-82	84-24	95567-00	23-26	95700-13	99-1
95153-119	72-14	95313-00	24-10	95570-00	23-12	95707-00	8-22
95153-148	60-11	95382-00	3-11	95573-03	64-6	95707-01	8-22
95153-149	60-12	95382-01	3-11	95594-00	14-11	95712-04	24-4
95153-150	60-13	95383-00	3-10	95599-02	12-13	95723-06	25-8
95153-153	60-14	95383-01	3-10	95599-03	12-13	95724-06	9-42
95153-154	60-15	95385-04	70-1	95614-01	2-3	95732-00	12-41
95153-156	83-21	95386-00	70-5	95614-01	3-30	95733-02	12-40
95153-158	93A-7	95387-00	25-17	95614-03	3-31	95734-07	12-38
95153-159	83-24	95393-02	24-16	95614-06	2-3	95739-00	35-1
95153-164	59-37	95394-00	24-9	95614-06	3-30	95740-03	12-64
95153-165	59-37	95394-05	24-9	95614-07	3-31	95741-00	71-3
95153-168	47-14	95406-00	12-25	95619-02	3-33	95742-00	35-23
95153-169	47-15	95441-02	70-12	95619-02	3-40	95744-02	18-8
95153-170	47-16	95504-00	67-6	95619-03	3-33	95744-03	8-21
95153-171	47-17	95507-05	15-64	95619-03	3-40	95744-04	8-16
95153-172	47-23	95520-02	23-24	95620-07	20-7	95745-00	8-8
95153-173	47-18	95520-02	23-27	95621-05	4-21	95746-00	8-7
95153-181	49-52	95520-03	23-25	95621-06	4-21	95747-00	8-9
95153-20	47-13	95520-04	20-3	95623-05	4-15	95748-00	8-10
95153-20	93C-5	95520-04	23-1	95623-06	4-15	95748-01	8-10
95153-31	47-19	95521-03	23-15	95626-00	4-36	95749-00	8-9
95153-32	47-20	95522-00	23-16	95626-01	4-36	95758-00	8-26
95153-39	71-8	95523-00	23-11	95627-02	4-24	95759-07	24-8
95153-40	71-9	95524-00	23-9	95628-00	3-34	95760-00	8-6
95153-46	71-17	95525-00	23-7	95628-00	3-41	95767-00	8-23
95153-47	71-18	95530-02	22-3	95633-00	2-35	95769-02	8-20
95153-48	71-19	95530-03	22-3	95635-00	22-9	95769-03	8-20
95153-49	71-20	95530-05	20-2	95636-00	4-2	95769-04	8-24
95153-50	71-21	95530-05	22-1	95636-01	4-2	95769-05	8-25
95153-51	71-22	95531-00	22-14	95640-00	3-9	95770-00	31-6
95153-52	71-23	95532-00	22-6	95640-01	3-9	95771-00	31-5
95153-73	71-24	95536-00	22-22	95653-00	6-6	95772-00	31-1
95153-79	47-13	95538-00	22-11	95654-00	6-5	95772-02	31-3
95153-94	47-21	95539-00	22-19	95660-02	6-15	95774-00	8-11

**PIPER AIRCRAFT  
PA-34-220T  
AIRPLANE PARTS CATALOG**

**NUMERICAL INDEX**

Part Number	Figure and Index No.	Part Number	Figure and Index No.	Part Number	Figure and Index No.	Part Number	Figure and Index No.
95775-00	8-12	95885-00	70-11	96037-02	59-47	96281-02	56-47
95784-00	8-13	95887-06	14-40	96037-02	59-48	96281-03	56-12
95791-13	35-18	95887-12	14-2	96041-00	12 34	96282-00	12-21
95799-00	14-37	95888-00	14-28	96044-00	77-9	96283-00	56-14
95799-01	14-37	95889-10	14-1	96080-00	56-9	96285-00	35-6
95800-04	13-14	95893-20	36-8	96085-00	59-19	96287-00	35-8
95804-02	36-15	95893-21	36-8	96085-02	59-19	96308-00	4-42
95805-00	36-17	95903-00	22-15	96110-04	71-1	96308-01	4-42
95805-00	101-28	95904-00	22-21	96153-45	71-16	96314-00	13-20
95807-00	36-16	95907-00	20-6	96161-03	56-28	96318-02	35-24
95808-09	36-14	95908-13	20-5	96161-03	56-45	96318-03	35-2
95808-12	36-14	95913-00	22-5	96161-05	56-29	96319-802	23-18
95808-13	36-14	95914-00	12-15	96161-05	56-46	96321-00	23-19
95808-14	36A-23	95916-00	22-25	96163-00	56-41	96330-00	12-45
95825-02	12-43	95916-01	22-25	96163-01	56-41	96331-00	35-21
95826-02	12-44	95923-00	10 41	96166-00	71-54	96331-02	35-22
95829-00	24-5	95925-03	12-10	96167-00	71-29	96331-03	35-21a
95833-00	9-40	95934-00	25 15	96178-00	24-11	96332-00	66-15
95834-00	9-41	95936-00	12 39	96185-00	62-7	96333-00	12-60
95850-00	22-17	95939-00	14-23	96186-00	12-51	96333-01	12-60
95852-00	21-12	95939-01	14-23	96188-00	13-21	96334-00	12-59
95853-00	20-12	95940-00	14-24	96200-00	23-28	96334-01	12-59
95853-01	20-12	95940-01	14-24	96200-01	23-28	96338-04	20-9
95853-02	20-13	95942-02	63-8	96202-00	23-8	96338-08	20-8
95853-03	20-13	95944-00	14-7	96203-00	23-10	96339-03	12-42
95855-00	21-2	95961-00	36-20	96212-00	23-17	96339-04	12-42
95855-01	21-2	95961-00	101-30	96213-02	23-21	96349-02	12-4
95856-00	21-3	95962-00	22-12	96217-00	23-23	96349-03	12-4
95856-01	21-3	95963-00	22-8	96219-00	23-3	96352-02	2-61
95857-00	21-9	95964-00	22 10	96229-00	23-3	96352-03	2-57
95859-00	21-13	95965-00	22-7	96230-00	23-2	96352-03	2-60
95860-00	21-5	95967-02	22-13	96231-00	23-6	96352-03	2-67
95860-01	21-5	95968-00	22-2	96232-00	23-5	96364-00	8-14
95863-00	21-4	95980-00	14-14	96233-00	23-4	96374-00	8-15
95863-02	21-4	95982-00	22-4	96234-00	23-14	96381-02	2-23
95864-00	20-10	95991-00	66-6	96235-00	23-22	96392-02	47-1
95864-01	20-10	95991-01	66-6	96240-00	89-1	96393-02	47-1
95864-02	20-11	95996-00	66-16	96240-02	89-1	96453-00	56-10
95865-00	20-14	95996-01	66-16	96241-00	89-4	96453-01	56-10
95865-01	20-14	95999-00	66-7	96264-00	13-48	96455-00	56-9a
95866-00	20-1	96001-00	66-9	96265-00	63-9	96455-01	56-9a
95866-00	21-1	96002-00	66-32	96268-00	93C-30	96463-00	35-10
95866-02	21-22	96003-00	66-13	96268-03	46-9	96464-00	35-11
95871-00	21-20	96005-00	4-37	96269-00	66-18	96467-00	35-9
95877-04	70-10	96005-01	4-37	96272-00	36-48	96474-03	32-14
95882-00	70-6	96008-00	64-5	96272-00	101-34	96479-02	66-39

**PIPER AIRCRAFT  
PA-34-220T  
AIRPLANE PARTS CATALOG**

**NUMERICAL INDEX**

Part Number	Figure and Index No.	Part Number	Figure and Index No.	Part Number	Figure and Index No.	Part Number	Figure and Index No.
96482-00	66-37	96691-00	77-7	96884-01	12-79	96999-00	16-21
96485-00	12-53	96700-04	12-63	96885-00	13-19	97464-04	60-5
96485-01	12-53	96700-05	12-63	96885-01	13-19	97499-04	49-21
96486-00	12-54	96717-00	56-13	96887-00	12-68	97499-19	60-18
96486-01	12-54	96720-00	57-2	96890-02	12-33	97499-21	60-19
96489-03	12-69	96721-00	57-3	96890-03	12-33	97499-22	60-20
96489-04	12-69	96790-02	24-57	96894-00	57-21	97499-30	60-18
96501-02	59-36	96792-00	10-82	96895-00	57-20	98400-00	48-14
96502-00	35-14	96801-00	36-37	96895-02	57-20	98487-03	59-1
96522-00	24-18	96827-24	40-32	96896-00	12-66	99002-03	45-3
96525-00	84-40	96827-25	40-32	96896-02	13-49	99003-03	45-6
96525-02	84-41	96827-26	40-33	96906-00	8-7	99010-05	45-7
96534-00	21-10	96827-27	40-33	96908-00	40-70	99010-05	45B-7
96544-00	20-15	96827-31	40-33	96908-00	42-9	99031-00	88-18
96545-00	21-23	96827-32	40-33	96908-00	44-17	99069-00	16-33
96546-00	32-35	96827-33	40-32	96914-02	8-6	99069-02	16-33
96546-00	101-21	96827-34	40-32	96917-00	8-2	99069-03	16-33
96548-00	32-36	96827-36	40-33	96917-00	18-1	99069-04	16-33
96548-00	101-22	96827-38	40-33	96921-03	36-69	99069-04	16-86
96551-00	21-8	96827-39	40-32	96921-06	36-69	99070-00	16-34
96552-00	21-11	96827-40	40-32	96925-00	64-26	99070-00	16-86
96555-07	36-23	96827-42	40-33	96926-00	2-27	99077-16	40-34
96555-08	36-23	96827-44	40-33	96928-00	8-8	99077-17	40-34
96556-00	21-6	96827-45	40-32	96934-00	18-3	99130-02	84-2
96556-01	21-6	96827-46	40-32	96935-00	18-7	99140-00	38-19
96562-00	21-14	96844-00	3-35	96937-03	18-4	99140-00	38-21
96564-00	21-29	96844-00	3-42	96938-02	18-5	99140-00	44-26
96574-00	66-12	96849-00	24-34	96939-04	18-6	99141-03	38-18
96592-00	84-48	96851-00	11-17	96943-00	18-2	99141-03	38-20
96596-00	22-28	96851-02	11-17	96968-00	12-30	99141-03	44-27
96596-02	64-9a	96860-03	71-44	96970-00	59-14	99377-34	90-14
96596-02	66-14	96863-06	16-20	96970-01	59-14	99377-34	91-14
96597-00	84-45	96864-00	16-22	96975-00	59-15	99377-35	83-16
96599-05	84-43	96866-02	36-25	96976-00	59-17	99377-41	85-5
96600-00	84-42	96867-00	24-35	96976-02	59-18	99377-42	47-51
96600-02	84-42	96868-00	16-29	96977-00	59-16	99377-43	85-7
96601-00	84-44	96871-00	61-7	96978-00	99A-7	99377-44	85-3
96612-00	99A-5	96871-01	61-7	96981-10	16-1	99377-45	85-4
96613-00	99A-6	96876-00	9-37	96981-11	16-85	99377-47	85-6
96615-00	99A-8	96877-00	12-16	96986-00	11-31	99377-49	85-2
96616-00	93B-7	96877-01	12-16	96991-00	16-56	99377-50	86-9
96616-00	99A-9	96878-00	12-17	96993-02	16-38	99377-51	86-10
96625-00	4-70	96878-01	12-17	96994-06	68-45	99377-52	47-51
96681-00	67-41	96880-00	13-9	96995-06	16-2	99377-57	85-1
96681-01	67-41	96884-00	12-79	96995-09	16-85	99377-59	85-42
96684-00	12-58	96884-00	16-30	96996-00	16-51	99377-61	77-10

**PIPER AIRCRAFT  
PA-34-220T  
AIRPLANE PARTS CATALOG**

**NUMERICAL INDEX**

Part Number	Figure and Index No.	Part Number	Figure and Index No.	Part Number	Figure and Index No.	Part Number	Figure and Index No.
99377-62	77-11	99752-00	38-28	400 012	67A-12	400 653	67-45
99377-64	85-53	99783-00	16-26	400 012	67A-32	400 653	68-33
99377-67	85A-31	99788-00	19-53	400 014	48-34	400 656	67-54
99377-68	85A-32	99805-03	14-34	400 014	66-48	400 665	15-28
99377-58	85-41	99813-02	14-35	400 019	25-4	400 668	15-32
99421-00	9-39	99820-03	39A-7	400 019	64-29	400 669	16-69
99469-08	14-32	99834-00	66-38	400 054	18-13	400 670	42-7
99470-08	14-3	99887-06	94-7	400 054	55-18	400 672	63-18
99470-10	14-3	99983-109	93D-3	400 054	56-35	400 673	67-53
99471-02	14-5	99997-00	15-35	400 054	56-36	400 674	62-33
99471-06	14-5	99997-00	19-22	400 055	62-32	400 674	65-20
99474-00	14-31	100632-02	44-44	400 056	68-34	400 680	67-49
99478-00	45-1	100801-05	44-45	400 058	56-36	400 684	24-54
99480-03	45B-1	101166-06	84A-4	400 060	59-68	400 692	24-49
99539-00	80-18	101166-07	84A-4	400 109	24-55	400 711	27-33
99550-02	80-19	105041-02	25-20	400 113	15-20	400 862	15-61
99592-14	79-4	105041-02	28-17	400 192	57-27	400 862	18-24
99592-15	79-5	106735-04	67A-27	400 322	24-43	400 867	31-27
99592-16	79-6	147 112	15-35	400 438	9-52	400 869	56-34
99592-18	79-7	179 872	2-56	400 438	93-2	400 870	16-68
99592-19	79-8	179 876	Misc.	400 440	22-32	400 870	69-11
99609-00	80-25	180 816	51-11	400 440	36-55	400 875	28-54
99610-00	98-6	180 816	51-14	400 440	40-74	400 880	27-28
99610-02	98-7	187 628	28-36	400 441	40-73	400 880	27-29
99633-00	78-10	187 630	25-30	400 441	40-76	400 886	24-44
99633-00	80-8	189 132	36-42	400 441	40-77	400 890	24-41
99640-00	80-1	189 139	15-2	400 441	56-33	400 910	24-50
99640-03	80-2	189 139	18-11	400 443	24-46	400 916	43-9
99640-07	80-1	189 382	17-21	400 443	67-47	400 922	25-31
99641-00	78-8	189 535	59-75	400 443	93B-9	401 186	20-30
99641-00	80-6	189 625	59-75	400 444	2-32	401 187	40-75
99642-03	78-5	400 002	20-28	400 444	67A-28	401 187	42-11
99642-03	80-3	400 002	40-25	400 444	99A-10	401 188	27-46
99642-04	78-5	400 003	21-28	400 446	67A-14	401 188	27-47
99642-04	80-3	400 003	67A-35	400 446	81-30	401 188	62-36
99644-00	80-21	400 004	21-26	400 448	67-50	401 188	65-19
99646-03	80-9	400 004	23-30	400 450	21-27	401 194	24-42
99648-00	80-12	400 004	24-53	400 450	66-57	401 194	40-78
99650-00	80-13	400 004	40-79	400 451	27-50	401 261	31-15
99661-00	80-15	400 004	63-15	400 451	64-30	401 266	22-31
99717-00	86-1	400 004	67-52	400 451	64-31	401 266	23-29
99718-05	40-28	400 008	62-27	400 453	52-16	401 266	28-30
99718-05	41-4	400 009	24-45	400 457	70-13	401 266	61-11
99729-01	11-22	400 009	44-39	400 485	69-10	401 266	61-23
99741-00	10-78	400 011	67-4	400 496	62-31	401 266	66-54
99741-01	10-78	400 012	27-42	400 652	67-55	401 266	66-55

**PIPER AIRCRAFT  
PA-34-220T  
AIRPLANE PARTS CATALOG**

**NUMERICAL INDEX**

Part Number	Figure and Index No.	Part Number	Figure and Index No.	Part Number	Figure and Index No.	Part Number	Figure and Index No.
401 266	67A-27	401 385	62-28	404 100	56-36	404 392	24-54
401 266	69-13	401 387	63-14	404 100	59-68	404 392	62-33
401 266	99A-11	401 392	48-42	404 100	62-32	404 392	63-18
401 269	2-31	401 393	79-13	404 100	67-49	404 392	65-20
401 269	24-40	401 394	58-25	404 101	15-20	404 392	66-49
401 269	52-14	401 404	24-56	404 101	24-55	404 392	66-53
401 269	52-15	401 405	24-51	404 101	25-32	404 392	67-53
401 269	64-32	401 421	24-47	404 101	28-31	404 392	68-34
401 269	64-38	401 456	25-40	404 102	25-33	404 392	77-17
401 269	66-44	401 515	24-52	404 102	28-32	404 392	78-33
401 269	68-24	401 546	48-43	404 102	28-33	404 393	27-33
401 269	69-12	402 057	10-65	404 104	68-25	404 394	57-27
401 269	71-38	402 060	10-66	404 105	24-43	404 395	24-3
401 269	81-28	402 680	20-27	404 156	24-44	404 395	27-27
401 269	99A-16	402 889	66-49	404 156	32-13	404 395	27-49
401 270	2-40	402 890	14-42	404 156	56-34	404 396	24-48
401 270	62-34	402 890	66-50	404 224	14-16	404 489	67A-31
401 270	93B-10	402 891	66-53	404 224	16-25	404 526	2-31
401 274	32-31	402 897	14-41	404 224	20-29	404 526	2-32
401 274	67-19	402 899	2-18	404 224	56-32	404 526	2-40
401 274	81-29	402 899	2-19	404 224	59-70	404 526	9-34
401 275	31-32	402 899	2-20	404 224	67-46	404 526	9-52
401 275	31-33	402 903	2-59	404 224	67A-29	404 526	17-18
401 279	99-2	402 907	2-57	404 225	24-31	404 526	18-24
401 287	31-34	402 908	2-66	404 225	52-17	404 526	18-25
401 304	25-7	402 908	2-67	404 225	69-8	404 526	18-26
401 310	58-26	402 909	2-64	404 225	71-55	404 526	19-53
401 310	67A-33	402 910	2-58	404 243	31-35	404 526	20-25
401 310	68-32	402 911	2-60	404 320	67-26	404 526	20-26
401 310	93C-16	402 914	2-62	404 321	31-19	404 526	21-27
401 315	62-30	402 915	2-63	404 321	31-30	404 526	23-31
401 316	62-29	402 921	24-3	404 321	64-8	404 526	24-40
401 318	40-20	402 921	27-49	404 321	71-49	404 526	24-41
401 318	41-47	402 934	27-27	404 322	24-20	404 526	24-46
401 318	67-51	402 937	2-61	404 322	31-4	404 526	27-50
401 320	28-53	402 978	27-48	404 322	62-35	404 526	28-30
401 329	28-35	402 990	28-34	404 322	67-25	404 526	28-51
401 333	68-22	403 054	31-31	404 322	81 -20	404 526	28-54
401 335	27-44	403 056	31-29	404 325	66-45	404 526	31-27
401 336	99-13	403 057	31-28	404 391	15-28	404 526	31-28
401 336	99-14	404 100	24-49	404 391	67-45	404 526	31-29
401 353	65-24	404 100	27-28	404 391	67-54	404 526	31-31
401 354	65-25	404 100	27-29	404 391	67-55	404 526	32-31
401 365	65-29	404 100	32-30	404 391	68-33	404 526	31-32
401 374	63-19	404 100	55-18	404 392	15-32	404 526	31-33
401 375	29-14	404 100	56-35	404 392	18-13	404 526	31-34

**PIPER AIRCRAFT  
PA-34-220T  
AIRPLANE PARTS CATALOG**

**NUMERICAL INDEX**

Part Number	Figure and Index No.	Part Number	Figure and Index No.	Part Number	Figure and Index No.	Part Number	Figure and Index No.
404 526	31-35	404 529	44-40	404 532	79-10	406 618	3-27
404 526	32-33	404 529	56-37	404 532	79-13	406 642	19-48
404 526	40-76	404 529	99-12	404 556	14-41	406 660	27-45
404 526	45-40	404 530	2-21	404 556	14-42	406 709	20-22
404 526	45-41	404 530	40-25	404 561	20-27	406 809	19-47
404 526	52-14	404 530	62-27	404 561	90-16	406 927	2-28
404 526	52-15	404 530	63-15	404 561	91-17	406 942	2-27
404 526	52-16	404 530	64-29	404 563	24-47	407 041	19-8
404 526	55B-14	404 530	66-48	404 563	24-51	407 041	98-14
404 526	62-31	404 530	67-4	404 563	24-56	407 041	98-15c
404 526	62-34	404 530	67-51	404 563	48-42	407 041	98-15g
404 526	64-30	404 530	67-52	404 843	28-25	407 041	98-17
404 526	64-31	404 530	67A-12	404 887	69-12	407 043	56-32
404 526	64-32	404 530	68-22	404 888	21-26	407 043	56-35
404 526	64-33	404 530	68-32	404 888	21-28	407 043	56-36
404 526	64-38	404 530	70-9	404 888	23-30	407 043	61-11
404 526	66-44	404 530	99-14	404 888	24-45	407 043	61-23
404 526	66-54	404 530	99-15	404 888	24-50	407 044	52-17
404 526	66-55	404 531	2-18	404 888	24-53	407 045	87-13
404 526	66-57	404 531	2-19	404 888	25-4	407 103	51-6
404 526	67-19	404 531	2-20	404 888	25-31	407 125	24-53
404 526	67-50	404 531	2-59	404 888	28-35	407 564	17-18
404 526	67A-27	404 531	2-62	404 888	28-53	407 564	17-38
404 526	67A-28	404 531	10-65	404 888	30-16	407 564	18-13
404 526	67A-29	404 531	10-66	404 888	48-34	407 564	20-25
404 526	68-23	404 531	40-75	404 888	67A-32	407 564	99A-11
404 526	68-24	404 531	42-11	404 888	67A-35	407 574	23-31
404 526	68-31	404 531	48-41	404 889	20-30	407 586	66-50
404 526	69-10	404 531	62-28	404 889	24-42	407 587	53-30
404 526	69-11	404 531	62-36	404 889	26-12	407 587	53-31
404 526	69-12	404 531	63-14	404 889	27-47	407 613	23-30
404 526	70-13	404 531	63-19	404 889	28-34	407 676	53-35
404 526	81-28	404 531	65-19	404 889	29-14	407 677	53-35
404 526	81-37	404 531	65-24	404 889	40-78	407 800	66-49
404 526	81A-24	404 531	65-25	404 891	48-43	407 800	67A-29
404 526	81A-35	404 531	65-29	404 892	67A-14	408 044	9-52
404 526	83-69	404 532	2-57	405 515	87-13	408 044	67A-13
404 526	83-70	404 532	2-58	406 415	4-71	408 051	24-30
404 526	83A-67	404 532	2-60	406 424	39-6	408 051	24-31
404 526	83A-68	404 532	2-61	406 424	39-10	408 100	67A-29
404 526	87-12	404 532	2-63	406 424	39-19	408 105	16-37
404 526	93-2	404 532	2-64	406 424	39A-9	408 428	77-17
404 528	89-7	404 532	2-66	406 424	82-44	408 813	59-68
404 528	97-9	404 532	2-67	406 428	99-9	408 813	67A-29
404 529	16-48	404 532	25-42	406 443	56-33	408 815	57-22
404 529	18-22	404 532	58-25	406 567	2-64	408 834	43-10

**PIPER AIRCRAFT  
PA-34-220T  
AIRPLANE PARTS CATALOG**

**NUMERICAL INDEX**

Part Number	Figure and Index No.	Part Number	Figure and Index No.	Part Number	Figure and Index No.	Part Number	Figure and Index No.
401 394	79-10	415 309	2-37	419 923	32-32	424 051	66-56
410 039	66-51	415 312	2-38	419 933	16-36	424 051	67-49
410 042	17-51	415 319	8-23	419 933	17-34	424 051	67-53
410 047	2-40c	415 363	44-42	419 939	15-54	424 051	68-34
410 048	18-25	415 370	99-15	419 939	15-71	424 051	78-33
410 241	20-24	415 376	36-75	424 032	32-30	424 052	24-54
410 249	18-22	415 378	2-39	424 032	63-16	424 052	24-55
410 324	31 -35	415 379	48-7	424 041	15-28	424 052	25-32
411 497	99-9	415 495	19-50	424 041	15-29	424 052	25-33
411 514	20-31	415 519	89-7	424 041	15-33	424 052	28-31
411 531	32-33	415 519	97-11	424 041	67-45	424 052	28-32
411 531	45-40	415 520	57-25	424 041	67-54	424 052	28-33
411 532	10-77	415 520	97-9	424 041	67-55	424 052	57-27
411 532	44-44a	415 520	98-14	424 041	68-33	424 052	65-20
411 532	45-41	415 520	98-23	424 051	15-20	424 052	66-58
411 532	55B-14	415 521	98-15b	424 051	15-32	424 052	67-48
411 532	83-69	415 521	98-15f	424 051	15-62	424 052	67A-37
411 532	83-70	415 521	98-17	424 051	16-12	424 053	65-22
411 532	87A-2	415 532	51-6	424 051	16-14	424 053	67A-38
411 533	28-51	415 533	16-37	424 051	16-74	424 059	24-3
411 533	87B-5	415 533	56-44	424 051	18-13	424 059	27-27
411 537	67A-29	415 533	67A-31	424 051	24-49	424 059	27-49
411 538	9-34	415 533	72-34	424 051	27-28	424 059	63-17
411 538	67-46	415 535	99-12	424 051	27-29	424 060	68-25
411 540	17-18	415 536	56-35	424 051	27-30	424 061	65-23
411 544	72-6B	415 539	17-37	424 051	27-33	424 071	28-37
411 548	99-16	415 539	17-38	424 051	41-45	424 085	24-43
414 490	57-26	415 539	17-47	424 051	41-46	424 085	24-48
414 515	16-35	415 540	44-40	424 051	55-18	424 095	17-10
414 515	16-50	415 628	89-6	424 051	56-31	424 095	64-35
414 515	16-58	415 648	97-10	424 051	56-36	424 123	64-36
414 515	57-24	416 633	87-12	424 051	56-46	424 123	66-47
414 693	93-3	416 778	15-73	424 051	59-67	424 141	15-33
414 748	67A-9	416 785	18-26	424 051	59-68	424 162	16-14
414 748	67A-34	416 801	61-32	424 051	59-69	424 163	16-12
414 762	67A-39	419 474	37-25	424 051	59-71	424 164	59-67
414 763	2-14	419 594	15-53	424 051	62-32	424 172	17-8
414 763	20-22	419 594	16-80	424 051	62-33	424 174	41-45
414 763	20-23	419 594	36-76	424 051	63-18	424 174	56-31
414 763	48-8	419 683	19-51	424 051	64-34	424 175	33-22
414 769	16-48	419 713	36-57a	424 051	64-37	424 175	59-69
414 772	44-38	419 915	36-79a	424 051	65-21	424 176	17-9
414 777	16-50	419 918	35-26	424 051	66-46	424 176	56-46
414 783	39A-8	419 918	35-27	424 051	66-49	424 176	59-71
415 179	20-21	419 920	2-36	424 051	66-52	424 176	64-37
415 179	35-28	419 920	4-71	424 051	66-53	424 178	15-29



**PIPER AIRCRAFT  
PA-34-220T  
AIRPLANE PARTS CATALOG**

**NUMERICAL INDEX**

Part Number	Figure and Index No.	Part Number	Figure and Index No.	Part Number	Figure and Index No.	Part Number	Figure and Index No.
424 178	64-34	452 104	17-52	452 793	27-16	454 714	93D-2
424 180	66-56	452 104	44-43	452 813	82-51	454 714	95-6
424 181	27-30	452 202	27-15	452 813	82A-42	454 714	96-4
424 181	33-23	452 331	25-13	452 935	78-9	454 714	99-10
424 182	63-16	452 334	24-6	452 935	80-7	454 714	99A-15
424 184	33-24	452 334	24-29	452 955	72-5	454 715	83-39
424 192	66-52	452 334	64-7	452 955	74-1	454 715	85-52
424 204	15-62	452 334	71-50	452 997	100-5	454 715	93C-22
424 204	16-74	452 334	81 -19	453 024	41-50	454 715	93D-1
424 205	41-46	452 335	31-2	453 124	25-28	454 715	99-11
424 231	65-21	452 335	31-17	453 124	28-28	454 716	37-1
424 357	33-6	452 335	62-25	453 452	90-8	454 716	85-52
424 509	93D-10	452 335	67-23	453 452	91-15	454 717	37-2
424 543	93D-9	452 336	67-24	453 475	93C-23	454 717	86-15
434 120	71-40	452 372	68-7	453 602	92-15	454 717	99-11
434 138	16-2a	452 386	40-10	453 680	60-28	454 718	37-3
434 138	16-85	452 386	41-41	453 691	83-59	454 718	85-52
434 155	72-35	452 387	4-60	453 691	83A-57	454 718	90-15
450 035	84-1	452 387	4-62	453 691	90-21	454 719	37-4
450 052	87B-1	452 387	22-18	453 691	91-20	454 720	37-5
450 397	84-3	452 387	22-20	453 709	77-12	454 720	85-52
451 724	25-35	452 387	23-20	453 709	83-60	454 721	37-6
451 731	28-43	452 387	81 21	453 709	83A-58	454 722	37-1
451 735	25-36	452 388	68-21	453 709	85-25	454 723	37-2
451 735	28-44	452 389	68-20	453 709	90-22	454 724	37-3
451 747	25-35	452 413	66-8	453 709	91-21	454 724	91-10
451 747	28-43	452 413	66-10	453 714	33-17	454 725	37-4
451 802	98-2	452 448	25-12	453 721	25-21	454 726	37-5
451 827	72-12	452 534	24-7a	453 721	28-18	454 727	37-6
451 828	558-2	452 538	14-15	453 732	40-29	454 732	83A-39
451 834	56-27	452 540	24-17	453 732	41-5	454 732	85B-12
451 834	56-27a	452 552	24-19	453 791	85A-43	454 738	55A-9
451 835	81-34	452 575	27-5	453 856	16-76	454 738	83A-40
451 835	81-34a	452 575	27-10	453 878	66-27	454 738	85B-12
451 841	67A-15	452 584	5-14	453 879	66-29	454 739	85B-12
451 841	84-14	452 584	31-18	453 898	92-16	454 752	85-52
451 848	81-27	452 606	56-7	453 996	90-11	454 758	85B-12
451 857	93C-14	452 606	77-13	454 053	25-34	454 797	86-11
451 859	59-62	452 616	69-6	454 640	92-6	454 797	91-10
451 859	61 -31	452 651	79-2	454 714	55-17	454 852	55B-13
451 881	93C-27	452 679	40-63	454 714	55A-9	454 862	558-10
451 881	93D-7	452 692	40-63	454 714	83-40	454 868	55B-9
451 906	79-9	452 706	81-24	454 714	85-52	454 873	35-25
451 939	46-29	452 729	71-51	454 714	93A-1	454 935	41-50
451 939	93C-28	452 744	67A-17	454 714	93B-2	454 935	83-71
451 939	93D-8	452 791	25-22a	454 714	93C-21	454 977	55B-12

**PIPER AIRCRAFT  
PA-34-220T  
AIRPLANE PARTS CATALOG**

**NUMERICAL INDEX**

Part Number	Figure and Index No.	Part Number	Figure and Index No.	Part Number	Figure and Index No.	Part Number	Figure and Index No.
454 983	60-37	458 894	76-18	463 416	2-9a	472 172	83-36
454 994	75-17	458 899	32-22	463 416	51-25	472 179	84-59
454 997	48-47	458 904	33-19	463 615	85-30	472 179	84-64
455 002	15-74	458 905	59-53	463 630	85C-16	472 180	45-43
455 035	45B-22	458 933	49-29	464 097	90-10	472 181	85-18
455 124	25-27	458 934	60-23	464 142	16-27	472 200	77-10
455 151	84-5	458 938	49-35	464 362	98-12	472 200	77-11
455 173	93A-14	458 938	60-24	464 401	72-4	472 200	78-37
455 173	47-11	458 946	49-34	464 401	73-1	472 200	83A-16
455 173	49-39	458 958	46-26	464 407	98-12	472 200	85A-25
455 173	71-56	459 441	16-60	464 412	15-8	472 200	85A-39
455 173	76-17	459 849	45-35	464 412	16-67	472 200	85C-1
455 211	84A-3	459 885	45-35	464 448	Misc.	472 200	85C-2
455 404	83-51	459 885	45A-35	465 258	68-38	472 200	85D-2
455 417	93D-4	460 105	100-6	467 116	25-14	472 200	85D-3
455 770	41-51	460 585	46-31	468 002	98-10	472 200	85D-4
455 944	33-16	460 602	85-59	468 006	98-11	472 200	85D-5
455 944	34-16	460 686	25-10	469 600	98-15	472 200	85D-6
455 968	33-16	460 690	27-8	470 588	45B-18	472 200	86-9
455 968	34-1	460 801	2-12	470 619	82A-1	472 200	86-10
456 427	83-3	460 801	27-39	470 637	42-13	472 200	90-14
456 428	83-4	460 823	27-3	470 638	44-22	472 200	91-14
456 429	83-5	460 888	46-7	470 908	48-16	472 200	92-6
456 615	80-14	460 965	15-70	471 084	41-12	472 340	45-30
456 682	61-34	461 274	60-1	472 017	51-21	472 340	45A-30
456 682	101-63	461 391	39-5	472 027	39A-3	472 600	84A-57
456 703	84-73	461 391	39-9	472 028	55A-13	472 606	55A-8
456 703	85-56	461 391	39-16	472 028	83A-37	472 607	67A-41
456 703	84A-58	461 391	39A-9	472 028	84A-61	472 642	98-18
456 703	85A-24a	461 391	82-43	472 028	85A-14	472 659	98-20
456 714	85-51	461 629	68-39	472 028	85A-22	472 661	89-2
456 728	87-6	461 629	84-77	472 028	85A-23	472 736	84-69
456 793	86-7	461 629	86-7	472 028	85A-24	472 764	85-31
458 847	49-30	461 629	90-20	472 028	85A-46	472 765	85-32
458 848	60-26	461 629	91-19	472 034	84-33	472 765	85A-23
458 864	60-25	461 629	100-10	472 054	55A-13	472 766	85-33
458 879	32-25	461 629	100-12	472 054	83-37	472 766	85A-24
458 879	47-40	461 648	84-77	472 055	85A-33	472 824	84A-61
458 879	47-41	461 657	85-39	472 056	85-58	472 890	84-35
458 879	47-42	461 705	61-27	472 071	89-2	472 900	83-35
458 881	59-51	461 731	76-13	472 086	85-43	472 901	83-38
458 887	49-32	462 003	84-36	472 090	45-44	472 904	88A-2
458 888	47-46	462 024	25-19	472 125	83A-36	472 969	45-31
458 894	33-18	462 024	28-23	472 151	85-17	473 195	39-4
458 894	71-6	462 034	28-8	472 151	85-54	473 195	39-8
458 894	71-31	462 121	55-3	472 151	95-5	473 195	39-15

**PIPER AIRCRAFT  
PA-34-220T  
AIRPLANE PARTS CATALOG**

**NUMERICAL INDEX**

Part Number	Figure and Index No.	Part Number	Figure and Index No.	Part Number	Figure and Index No.	Part Number	Figure and Index No.
473 195	39A-1	477 640	20-21	481 690	48-52	484 842	32-39
473 195	39A-9	477 672	2-14	481 772	7-9	484 842	49-49
473 195	82-42	477 691	60-34	481 776	60-1	484 846	59-60
473 642	84A-17	477 691	79-16	481 879	71-1	484 853	90-2
474 122	82-18	477 696	19-8	481 880	71-1	484 934	32-8
474 124	82-18	477 696	36-75	484 091	46-4	484 945	30-4
474 124	82A-17	477 703	79-15	484 145	15-14	485 030	15-54
474 128	46-8	477 708	40-20	484 162	49-43	485 030	16-65
474 365	51-28	477 708	41-47	484 209	84-19	485 082	28-7
475 175	83-18	477 708	43-9	484 209	84-37	485 086	25-23
475 210	78-6	477 771	35-26	484 293	51-15a	485 114	34-8
475 210	80-4	477 778	35-28	484 293	51-22	485 114	71-46
476 647	28-41	477 859	55-14	484 293	58-12	485 193	25-29
476 647	32-4	477 897	24-52	484 293	81-11	485 193	28-21
476 647	93B-6	477 910	59-50	484 305	48-19	486 160	16-81
476 647	93C-13	480 426	41-43	484 342	58-13	486 262	19-49
476 647	97-2	480 696	67-16	484 342	81-12	486 286	19-47
476 648	49-53	480 701	40-18	484 349	60-29	486 286	19-48
476 648	59-54	480 701	40-36	484 373	84-4	486 291	2-21
476 648	71-43	480 701	40-50	484 373	87-5	486 304	67A-13
476 648	72-27	480 701	41-35	484 438	85-36	486 304	67A-36
476 648	76-18	480 730	68-23	484 489	85A-6a	486 531	55-5
476 662	59-55	480 732	40-19	484 494	85-50	486 557	90-5
476 673	87-8	480 732	41-34	484 522	84-20	486 557	91-7
476 673	93C-18	480 789	41-44	484 527	81A-34	486 624	91-9
476 675	87A-6	480 800	15-30	484 675	32-9	486 624	90-13
476 675	93C-19	481 203	88A-1	484 675	34-14	486 624	92-18
476 678	55B-6	481 214	88-1	484 684	28-20	486 636	90-13
476 695	87B-3	481 239	85A-11	484 691	36-78	486 636	91-9
477 611	93C-12	481 247	88-1	484 693	25-26	487 081	86-16
477 617	32-23	481 247	88A-1	484 714	28-19	487 242	84-54
477 617	47-44	481 357	48-46	484 717	27-36	487 560	75-5
477 618	32-34	481 361	45-29	484 719	27-4	487 573	82-55
477 618	60-33	481 361	45A-29	484 719	27-9	487 674	7-29
477 618	71-36	481 626	64-25	484 733	46-35	487 684	2-9a
477 620	83-34	481 626	66-36	484 755	2-9a	487 684	51-24
477 621	59-72	481 626	93D-10	484 755	51-26	487 685	51-24
477 624	60-35	481 640	64-23	484 787	32-6	487 687	51-24
477 627	49-44	481 640	66-35	484 788	34-23	487 689	2-9a
477 628	49-46	481 640	93B-8	484 790	28-16	487 707	2-9a
477 629	49-47	481 640	93D-9	484 792	9-23	487 724	48-25
477 629	60-32	481 640	99A-14	484 797	25-24	487 768	87B-6
477 629	60-38	481 651	64-24	484 799	25-23	487 904	68-36
477 631	60-36	481 651	65-11	484 818	32-7	487 904	68-40
477 640	16-35	481 651	68-9	484 828	28-26	487 904	85-16
477 640	20-20	481 652	65-12	484 830	16-55	487 904	93C-2

**PIPER AIRCRAFT  
PA-34-220T  
AIRPLANE PARTS CATALOG**

**NUMERICAL INDEX**

Part Number	Figure and Index No.	Part Number	Figure and Index No.	Part Number	Figure and Index No.	Part Number	Figure and Index No.
487 922	81-26	491 050	71-34	494 191	61-24	548 460	45B-11
487 922	81-33	491 050	76-15	494 192	71-38	548 517	45A-5
487 922	81A-30	491 053	59-59	494 226	59-68	548 517	45B-5
487 922	81A-31	491 055	49-38	494 231	56-46	548 559	45-20
487 925	72-13	491 059	47-44	494 411	45B-22	548 559	45A-20
487 925	56-26	491 060	71-35	494 678	98-13	548 559	45B-19
487 925	56-26a	491 156	82A-44	506 515	19-49	548 561	68-37
487 925	67A-8	491 164	82A-44	506 524	51-16	548 564	84-35
487 925	84-13	491 800	83-67	506 549	51-7	548 564	84A-25
487 936	85A-30	491 806	59-52	506 549	51-10	548 568	45-32
487 938	85-57	491 806	61-6	506 629	27-48	548 571	45-2
487 992	81-33a	491 806	61-20	506 903	98-15e	548 571	45B-4
488 172	36A-16	491 960	59-12	510 058	20-20	548 572	45-2
488 311	71-5	491 966	83-14	514 749	93-4	548 583	45-22
488 315	47-38	491 974	83-10	519 900	44-6	548 584	45-22
488 315	47-41	491 978	32-1	520 016	19-8a	548 589	45-17
488 315	47-43	492 100	47-6	520 056	15-36	548 589	45A-17
488 315	93A-12	492 202	59-11	520 056	15-49	548 589	45B-9
488 315	93B-4	492 202	76-14	520 056	16-47	548 713	45-21
488 315	97-8	492 228	76-13	520 056	16-57	548 713	45A-21
488 316	49-33	492 241	47-9	524 183	64-35	548 735	45A-32
488 320	60-30	492 241	49-27	524 185	66-46	548 735	45B-29
488 320	71-33	492 253	60-21	548 076	45-23	548 759	45-18
488 327	56-30	492 274	59-10	548 084	90-12	548 795	45-25
488 509	59-56	492 283	48-45	548 100	45-23	548 796	45-26
488 585	86-1	492 299	83-9	548 190	45-5	548 797	45-24
488 698	59-75	492 299	83A-9	548 190	45A-5	548 797	45A-24
488 702	32-28	492 303	71-4	548 190	45B-5	548 810	45-19
488 764	59-75	494 001	19 51	548 191	45-5	548 810	45A-19
489 400	85-13	494 002	15-73	548 191	45A-5	548 868	45-1
489 491	81-35	494 004	36-57a	548 191	45B-5	548 885	45B-13
489 873	64-27	494 037	18-25	548 215	45-46	548 895	84A-25
489 873	66-42	494 037	18-26	548 291	45B-3	548 896	45A-22
489 910	62-23	494 040	40-25	548 299	45A-5	550 393	84-6
489 910	63-10	494 060	48-25a	548 299	45B-5	550 503	61-2
489 910	65-14	494 060	82-55	548 331	45-4	550 504	61-13
489 910	67-43	494 087	87-12	548 331	45B-8	550 556	45-7
489 910	68-26	494 093	68-23	548 331	45B-8a	550 556	45A-7
491 048	49-36	494 101	2-14	548 407	45-4	550 580	45A-15
491 049	32 27	494 101	20-20	548 407	45B-8	550 580	45B-14
491 049	47-38	494 101	20-22	548 421	45-15	550 799	45-21
491 049	47-39	494 101	20-23	548 435	45-6	550 799	45-21a
491 049	93D-5	494 101	20-24	548 435	45A-6	551 003	53-1
491 050	32-38	494 101	44-38	548 435	45B-12	551 004	53-1
491 050	49-37	494 141	16-81	548 460	45-3	551 006	54-1
491 050	49-45	494 177	34-26	548 460	45A-3	551 006	54-1

**PIPER AIRCRAFT  
PA-34-220T  
AIRPLANE PARTS CATALOG**

**NUMERICAL INDEX**

Part Number	Figure and Index No.	Part Number	Figure and Index No.	Part Number	Figure and Index No.	Part Number	Figure and Index No.
551 390	40-62	554 201	56-4	554 687	62-26	557 122	85A-10
551 391	40-62	554 259	77-2	554 719	72-22	557 122	85A-47
551 391	42-10	554 260	77-1	554 732	80-15	557 370	87B-8
551 391	44-18	554 293	56-2	554 735	28-55	557 449	81-1
551 392	40-62	554 293	56-3	554 757	18-12	557 580	49-57
551 424	40-63	554 294	56-2	554 757	59-63	558 806	33-20
551 426	40-63	554 295	56-3	554 763	35-2	558 806	59-9
551 594	44-41	554 305	56-5	554 769	89-8	558 806	71-32
551 713	28-45	554 321	56-1	554 770	55B-11	558 807	47-45
551 713	30-1	554 361	78-32	554 793	46-34	558 840	83-47
551 725	28-45	554 422	41-10	554 865	72-25	558 850	32-26
551 725	30-1	554 471	32-21	554 945	72-24	558 913	46-28
551 765	28-46	554 552	44-45a	554 979	27-25	558 913	93D-12
551 765	29-1	554 569	24-15	554 979	62-24	558 923	83-46
551 770	28-46	554 569	48-50	554 979	63-11	558 925	83 45
551 770	29-1	554 575	46-32	554 979	64-28	559 030	45B-22
551 779	25-34	554 575	47-4	554 979	65-15	559 031	87B-4
551 779	26A-1	554 575	47-49	554 979	66-43	559 067	82A-43
551 785	25-34	554 575	72-23	554 979	67-44	559 700	41-15
551 785	26-1	554 575	78-29	554 979	68-27	559 721	41-15
551 957	44-4	554 575	83-52	554 979	68-27	559 721	41-15
551 958	44-4	554 575	83-72	554 984	59-66	559 748	41-15
551 959	44-4	554 575	83A-52	555 421	98-3	559 757	44-4
551 993	98-2	554 575	83A-70	555 422	98-3	559 769	44-4
552 516	44-4	554 575	93B-11	555 786	98-5	559 781	44-4
552 517	44-4	554 575	97-6	555 884	41-15	559 784	41-15
552 518	44-4	554 621	28-39	555 885	41-15	559 792	44-4
552 605	67A-1	554 622	59-65	555 888	41-15	559 795	41-15
552 615	67A-1	554 637	90-6	555 889	41-15	559 804	44-4
553 003	100-6	554 639	83-63	555 919	79-1	559 827	41-15
553 172	24-30	554 639	83A-61	556 044	84A-61	559 828	41-15
553 182	56-40	554 640	78-30	556 105	47-2	559 829	41-15
553 215	90-1	554 641	48-51	556 471	41-15	559 836	85C-17
553 216	90-1	554 649	48-49	556 474	41-15	559 837	85C-18
553 266	14-16	554 664	59-73	556 503	55-2	560 775	46-27
553 266	20-29	554 664	83-54	556 677	41-15	560 835	46-30
553 494	88A-11	554 664	83A-54	556 678	41-15	560 835	93C-26
553 603	83-2	554 678	46-33	556 705	41-15	560 840	45-45
553 604	83-1	554 678	79-17	556 753	98-3	560 840	84-61
553 672	84A-5	554 678	80-16	556 795	98-3	560 840	84-65
553 673	84-8	554 678	83-53	556 832	98-3	560 878	93D-6
553 683	45-16	554 678	83A-53	556 921	41-15	561 012	79-9
553 891	25-25	554 678	93C-15	556 932	41-15	561 018	59-1
553 891	28-29	554 678	100-4	556 933	41-15	561 022	77-10
554 132	35-3	554 678	100-8	557 033	41 15	561 022	77-11
554 132	44-5	554 686	98-21	557 034	41-15	561 022	78-37
				557 035	41-15	561 022	85D-2

**PIPER AIRCRAFT  
PA-34-220T  
AIRPLANE PARTS CATALOG**

**NUMERICAL INDEX**

Part Number	Figure and Index No.	Part Number	Figure and Index No.	Part Number	Figure and Index No.	Part Number	Figure and Index No.
561 022	85D-3	572 646	84-30	579 043	15-7	581 330	70-7
561 022	85D-4	572 673	84A-39	579 053	17-25	581 332	70-8
561 022	85D-5	572 673	84A-44	579 054	17-25	581 489	16-82
561 022	85D-6	572 674	45A-37	579 055	17-25	581 657	45A-21a
561 027	85C-1	572 675	84A-38	579 059	36-2	581 928	15-54
561 027	85C-2	579 011	36-2	579 060	36-2	581 928	15-71
561 027	86-9	579 002	17-25	579 061	36-2	581 928	17-34
561 027	86-10	579 003	17-25	579 062	16-64	581 928	19-46
564 002	85B-12	579 004	17-25	579 063	16-64	582 362	83-42
564 002	90-15	579 005	17-25	579 064	16-64	582 362	101-57
564 858	40-62	579 006	17-25	579 068	36-3	582 363	83-43
564 860	40-63	579 007	17-25	579 069	36-3	582 363	101-58
564 860	44-41	579 008	17-25	579 070	36-3	582 364	83-44
564 862	40-62	579 009	36-2	579 071	36-4	582 364	101-59
564-864	40-63	579 010	36-2	579 072	36-4	582 448	90-7
564 868	44-18	579 012	36-2	579 073	36-4	582 448	91-12
565 288	85-27	579 013	36-2	579 074	36-5	583 496	85-9
565 367	96-5	579 014	36-2	579 075	36-5	584 006	98-16
565 407	85-26	579 015	36-2	579 076	36-5	584 015	86-14
565 523	98-19	579 016	16-64	579 077	15-7	584 017	67A-40
565 584	45-9	579 017	16-64	579 078	15-7	584 019	51-3
565 584	45A-9	579 018	16-64	579 079	15-7	584 019	81-10
565 852	85A-18	579 019	16-64	579 111	36-1	584 127	25-43
566 463	59-20	579 020	16-64	579 112	36-1	584 127	28-15
571 132	77-15	579 021	16-64	579 116	44-4	584 134	58-14
571 136	39A-6	579 022	16-64	579 117	44-4	584 149	85-14
571 136	84-52	579 023	36-4	579 118	44-4	584 178	55-4
571 162	86-12	579 024	36-4	579 110	36-1	584 202	59-61
571 192	45B-24	579 025	36-4	579 206	36-3	584 202	60-27
571 233	85A-45	579 026	36-4	579 207	36-3	584 212	85-48
572 514	82-40	579 027	36-4	579 208	36-3	584 213	85-49
572 524	39-14	579 028	36-4	579 209	36-3	584 249	81-36
572 557	88-6	579 029	36-4	579 210	36-3	584 258	79-9
572 558	88-6	579 030	36-5	579 211	36-3	584 278	84A-60
572 560	88-6	579 031	36-5	579 212	36-3	584 279	84-37
572 561	88-6	579 032	36-5	579 214	36-1	584 280	84A-16
572 581	84-58	579 033	36-5	579 215	36-1	584 281	86-13
572 582	84-50	579 034	36-4	579 216	36-1	584 291	85-55
572 583	84A-52	579 035	36-5	579 217	36-1	584 291	85-56
572 590	85A-46	579 036	36-5	579 218	36-1	584 297	84A-58
572 592	88A-6	579 037	15-7	579 219	36-1	584 315	85A-40
572 593	88A-6	579 038	15-7	579 220	36-1	584 350	67A-40
572 607	85A-24a	579 039	15-7	579 420	44-4	584 402	16-89
572 610	84A-35	579 040	15-7	579 509	15-5	584 402	36A-4
572 611	39A-4	579 041	15-7	579 510	15-5	584 402	36A-12
572 615	85A-46	579 042	15-7	581 043	98-4	584 429	86-13

**PIPER AIRCRAFT  
PA-34-220T  
AIRPLANE PARTS CATALOG**

**NUMERICAL INDEX**

Part Number	Figure and Index No.	Part Number	Figure and Index No.	Part Number	Figure and Index No.	Part Number	Figure and Index No.
584 430	86-13	588 794	84A-4	591 839	38-11	591 931	38-6
585 019	51-9	589 664	83-22	591 840	38-11	591 932	38-6
587 221	16-28	589 665	83-23	591 841	38-6	591 933	38-5
587 299	40-8	589 688	80-10	591 842	38-5	591 934	38-5
587 299	41-27	591 479	38-15	591 845	38-15	591 936	38-15
587 381	15-25	591 481	38-15	591 846	38-15	591 937	38-15
587 398	15-19	591 501	38-4	591 847	38-15	591 943	38-4
587 404	41-11	591 503	38-3	591 848	38-15	591 944	38-3
587 488	86-15	591 509	38-1	591 859	38-4	591 945	38-1
587 674	2-9a	591 511	38-1	591 860	38-4	591 946	38-1
587 675	51-24	591 513	38-2	591 861	38-3	591 947	38-2
587 702	91-16	591 515	38-2	591 862	38-3	591 948	38-2
587 702	90-9	591 519	38-14	591 863	38-1	591 950	38-14
587 779	85-11	591 523	38-12	591 864	38-1	591 952	38-12
587 847	71-30	591 525	38-12	591 865	38-1	591 953	38-12
587 923	83-17	591 529	38-13	591 866	38-1	591 955	38-13
587 923	85-34	591 535	38-7	591 867	38-2	591 958	38-7
587 923	93A-16	591 537	38-7	591 868	38-2	591 959	38-7
587 923	93B-1	591 553	38-8	591 869	38-2	591 968	38-8
587 923	95-3	591 555	38-8	591 870	38-2	591 969	38-8
587 923	96-3	591 557	38-10	591 873	38-14	591 970	38-10
587 923	99A-17	591 559	38-10	591 874	38-14	591 971	38-10
587 941	80-9	591 561	38-9	591 877	38-12	591 974	38-9
587 956	49-28	591 565	38-11	591 878	38-12	591 976	38-11
587 977	85-12	591 567	38-11	591 879	38-12	591 977	38-11
587 990	49-51	591 569	38-6	591 880	38-12	591 978	38-6
588 008	49-48	591 571	38-5	591 883	38-13	591 979	38-5
588 014	84-49	591 799	38-15	591 884	38-13	591 982	38-15
588 064	90-14	591 800	38-15	591 889	38-7	591 983	38-15
588 064	91-14	591 806	38-4	591 890	38-7	591 996	38-4
588 065	83-16	591 807	38-3	591 891	38-7	591 997	38-4
588 085	93-3	591 808	38-1	591 892	38-7	591 998	38-3
588 085	93A-3	591 809	38-1	591 911	38-8	591 999	38-3
588 109	78-25	591 810	38-2	591 912	38-8	592 000	38-1
588 178	85A-12	591 811	38-2	591 913	38-8	592 001	38-1
588 178	85A-42a	591 813	38-14	591 914	38-8	592 002	38-1
588 206	49-28	591 815	38-12	591 915	38-10	592 003	38-1
588 362	84-38	591 816	38-12	591 916	38-10	592 004	38-1
588 414	56-45	591 818	38-13	591 917	38-10	592 005	38-2
588 419	59-58	591 821	38-7	591 918	38-10	592 006	38-2
588 443	60-31	591 823	38-7	591 923	38-9	592 007	38-2
588 469	49-50	591 831	38-8	591 924	38-9	592 010	38-14
588 469	49-56	591 832	38-8	591 927	38-11	592 011	38-14
588 479	49-31	591 833	38-10	591 928	38-11	592 014	38-12
588 523	83-50	591 834	38-10	591 929	38-11	592 015	38-12
588 011	94-10	591 837	38-9	591 930	38-11	592 016	38-12

**PIPER AIRCRAFT  
PA-34-220T  
AIRPLANE PARTS CATALOG**

**NUMERICAL INDEX**

Part Number	Figure and Index No.	Part Number	Figure and Index No.	Part Number	Figure and Index No.	Part Number	Figure and Index No.
592 017	38-12	592 113	38-6	653 508	85C-18	680 024	36-3
592 020	38-13	592 110	38-11	653 511	85C-8	680 025	36-3
592 021	38-13	596 664	98-1	653 512	85C-7	680 026	36-3
592 026	38-7	597 257	94-3	653 516	85C-11	680 027	36-3
592 027	38-7	597 426	97-1	653 521	85D-3	680 032	36-4
592 028	38-7	597 461	94-1	653 521	90-14	680 033	36-4
592 029	38-7	597 893	98-22	653 521	91-14	680 034	36-4
592 046	38-8	598 181	45B-20	653 525	85D-5	680 035	36-4
592 047	38-8	598 441	100-13	653 525	92-6	680 036	36-5
592 048	38-8	598 442	100-2	653 529	83A-16	680 037	36-5
592 049	38-8	598 539	98-2	653 529	85D-2	680 038	36-5
592 050	38-10	598 677	99A-3	653 540	85C-13	680 039	36-5
592 051	38-10	598 680	99A-1	653 566	85C-9	680 043	15-7
592 052	38-10	598 841	Misc.	653 588	85A-12	680 044	15-7
592 053	38-10	598 930	100-6	653 588	85A-42a	680 045	15-7
592 058	38-9	599 012	97-1	653 640	39A-10	680 046	15-7
592 059	38-9	599 144	45-32	654 001	80-11	680 103	36-1
592 062	38-11	599 179	84A-58	654 047	61-29	680 104	36-1
592 063	38-11	599 358	45A-18	654 048	61-30	680 105	36-1
592 064	38-11	599 403	76-13	654 104	72-33	680 106	36-1
592 065	38-11	599 404	76-13	654 117	82-52	680 108	17-25
592 066	38-6	599 420	45A-32	654 119	82-57	680 110	36-2
592 067	38-6	599 420	45B-29	654 159	24-33	680 111	16-64
592 068	38-5	599 495	35-26	654 160	48-48	680 112	36-3
592 069	38-5	599 515	94A-1	654 502	86-9	680 114	36-4
592 071	38-15	599 525	45B-10	654 504	77-11	680 115	36-5
592 072	38-15	599 545	45B-16	654 505	78-37	680 116	15-7
592 078	38-4	599 547	45B-17	654 556	61-18	680 128	36-1
592 079	38-3	599 677	27-24	654 557	61-18	680 132	44-4
592 080	38-1	602 218	72-32	655 100	17-52	680 145	87B-9
592 081	38-1	603 333	2-36	655 100	44-43	681 121	66-53
592 082	38-2	603 333	4-71	680 004	44-4	681 145	16-13
592 083	38-2	603 347	17-35	680 005	44-4	686 046	87B-7
592 085	38-14	603 350	32-32	680 006	44-4	686 207	41-49
592 086	38-1 2	603 358	66-51	680 008	17-25	686 812	84A-58
592 087	38-12	603 374	98-14	680 009	17-25	686 813	84A-58
592 089	38-13	603 374	98-17	680 010	17-25	686 814	84A-58
592 092	38-7	603 374	98-15a	680 011	17-25	686 814	84A-59
592 093	38-7	603 376	93-3	680 016	36-2	687 211	85C-15
592 102	38-8	603 820	40-21	680 017	36 2	687 250	45A-26
592 103	38-8	603 820	57-23	680 018	36-2	687 251	45A-25
592 104	38-10	651 610	45B-6	680 019	36-2	687 256	45A-23
592 105	38-10	651 673	94A-1	680 020	16-64	687 800	85B-12
592 108	38-9	652 409	85B-12	680 021	16-64	688 118	85-5
592 111	38-11	653 117	59-64	680 022	16-64	688 118	85A-5
592 112	38-5	653 507	85C-17	680 023	16-64	688 120	85-7



**PIPER AIRCRAFT  
PA-34-220T  
AIRPLANE PARTS CATALOG**

**NUMERICAL INDEX**

Part Number	Figure and Index No.	Part Number	Figure and Index No.	Part Number	Figure and Index No.	Part Number	Figure and Index No.
688 120	85A-7	690 609	8-23	690 609	67A-29	690 611	99-14
688 121	85-3	690 609	15-32	690 609	68-24	690 612	2-31
688 121	85A-3	690 609	18-24	690 609	68-31	690 612	2-32
688 124	85-6	690 609	18-25	690 609	69-10	690 612	2-40
688 124	85A-6	690 609	18-26	690 609	69-12	690 612	9-34
688 131	85-40	690 609	19-53	690 609	81-28	690 612	9-52
688 139	85-54	690 609	20-25	690 609	81A-24	690 612	14-41
688 139	85A-38	690 609	20-26	690 609	99-2	690 612	14-42
688 139	85D-6	690 609	21-27	690 611	2-21	690 612	17-18
688 153	93-1	690 609	22-31	690 611	15-20	690 612	17-38
688 175	85A-12	690 609	22-32	690 611	20-27	690 612	17-47
688 194	85-54	690 609	23-29	690 611	21-26	690 612	18-13
688 194	85-54a	690 609	24-41	690 611	21-28	690 612	20-25
688 296	77-11	690 609	24-44	690 611	24-45	690 612	20-26
688 296	85C-1	690 609	24-54	690 611	24-49	690 612	21-27
688 296	85D-3	690 609	27-28	690 611	24-50	690 612	24-40
688 296	85D-4	690 609	27-29	690 611	24-53	690 612	24-41
688 296	85D-5	690 609	27-30	690 611	24-54	690 612	24-46
688 296	86-9	690 609	28-30	690 611	24-55	690 612	24-49
688 296	90-14	690 609	28-51	690 611	25-7	690 612	27-29
688 296	91-14	690 609	28-53	690 611	25-31	690 612	27-50
688 296	92-6	690 609	32-31	690 611	25-32	690 612	32-13
688 297	83A-16	690 609	52-15	690 611	27-33	690 612	40-73
688 297	85D-2	690 609	55-18	690 611	27-34	690 612	40-74
688 298	77-10	690 609	56-31	690 611	28-31	690 612	40-76
688 298	78-37	690 609	56-34	690 611	30-21	690 612	41-45
688 298	85C-2	690 609	56-36	690 611	40-79	690 612	44-44b
688 298	86-10	690 609	56-46	690 611	41-46	690 612	45-40
688 366	85-35	690 609	59-69	690 611	43-9	690 612	45-41
688 366	85A-26	690 609	59-71	690 611	44-42	690 612	52-14
688 377	77-10	690 609	62-34	690 611	48-34	690 612	52-15
688 381	85C-3	690 609	63-16	690 611	58-26	690 612	52-16
688 410	85A-25	690 609	64-30	690 611	62-27	690 612	55B-14
688 426	85A-12	690 609	64-33	690 611	62-29	690 612	56-33
688 602	85D-6	690 609	64-34	690 611	62-30	690 612	56-34
689 928	79-2	690 609	64-35	690 611	64-29	690 612	56-36
689 931	83A-14	690 609	64-37	690 611	64-31	690 612	56-46
689 932	83A-10	690 609	66-49	690 611	66-48	690 612	59-68
689 933	83A-18	690 609	66-50	690 611	66-58	690 612	61-11
689 940	72-4	690 609	66-52	690 611	66-59	690 612	61-23
689 940	73-1	690 609	66-53	690 611	67-51	690 612	62-31
689 941	72-5	690 609	66-54	690 611	67A-32	690 612	62-32
689 941	74-1	690 609	66-56	690 611	67A-33	690 612	62-33
690 100	40-63	690 609	66-57	690 611	67A-35	690 612	63-18
690 401	27-26	690 609	67A-27	690 611	68-22	690 612	64-30
690 402	27-23	690 609	67A-28	690 611	99-13	690 612	64-31

**PIPER AIRCRAFT  
PA-34-220T  
AIRPLANE PARTS CATALOG**

**NUMERICAL INDEX**

Part Number	Figure and Index No.	Part Number	Figure and Index No.	Part Number	Figure and Index No.	Part Number	Figure and Index No.
690 612	64-32	690 613	66-34a	690 620	34-4	690 629	25-42
690 612	64-34	690 613	67-4	690 620	47-44	690 629	27-27
690 612	64-38	690 613	67-52	690 620	64-30	690 629	27-49
690 612	65-20	690 613	67A-12	690 626	24-48	690 629	32-24
690 612	66-49	690 613	67A-33	690 626	32-34	690 629	44-42
690 612	66-53	690 613	70-9	690 627	64-36	690 629	48-42
690 612	66-54	690 613	99-14	690 628	2-19	690 629	58-25
690 612	66-55	690 614	31-15	690 628	2-20	690 629	67A-32
690 612	66-57	690 614	31-31	690 628	2-59	690 629	67A-33
690 612	67-19	690 614	31-32	690 628	2-62	690 629	79-10
690 612	67-47	690 614	31-33	690 628	20-30	690 629	79-13
690 612	67-49	690 614	31-34	690 628	24-42	690 630	24-52
690 612	67-50	690 615	55-14	690 628	25-33	690 630	48-43
690 612	67-53	690 616	18-22	690 628	26-11	690 630	49-58
690 612	67A-29	690 616	44-40	690 628	27-46	690 630	60-32
690 612	68-24	690 616	99-12	690 628	27-47	690 630	60-33
690 612	68-34	690 617	31-15	690 628	28-32	690 630	60-38
690 612	69-11	690 617	31-27	690 628	28-33	690 630	71-36
690 612	69-13	690 617	31-28	690 628	29-14	690 630	66-47
690 612	70-13	690 617	31-29	690 628	40-75	690 630	68-25
690 612	78-33	690 617	31-34	690 628	40-78	690 631	16-49
690 612	81-28	690 618	27-32	690 628	42-11	690 631	24-43
690 612	81-37	690 618	32-32	690 628	48-41	690 631	53-29
690 612	81-40	690 618	56-37	690 628	62-27	690 631	64-36
690 612	81A-24	690 618	67A-31	690 628	62-28	690 632	60-36
690 612	81A-35	690 619	2-18	690 628	62-37	690 633	24-48
690 612	81A-38	690 619	2-59	690 628	63-14	690 633	27-48
690 612	83-69	690 619	2-62	690 628	63-19	690 635	60-34
690 612	83A-67	690 619	10-65	690 628	63-20	690 635	79-16
690 612	87-12	690 619	10-66	690 628	64-39	690 636	79-14
690 612	87A-2	690 619	15-49	690 628	65-19	690 637	81-28
690 612	87B-5	690 619	16-47	690 628	65-24	690 638	81-28
690 612	93-2	690 619	28-34	690 628	65-25	690 639	15-31
690 613	15-62	690 619	57-27	690 628	65-26	690 639	98-15d
690 613	16-39	690 619	62-36	690 628	65-28	690 639	98-15h
690 613	16-74	690 619	63-21	690 628	65-29	690 640	15-28
690 613	20-28	690 619	64-39	690 628	66-60	690 640	15-33
690 613	20-32	690 619	65-27	690 629	2-57	690 640	16-12
690 613	24-53	690 619	65-28	690 629	2-58	690 640	16-14
690 613	27-34	690 619	66-60	690 629	2-63	690 640	67-45
690 613	28-35	690 619	66-61	690 629	2-64	690 640	67-54
690 613	30-15	690 620	2-58	690 629	2-66	690 640	67-55
690 613	30-21	690 620	2-60	690 629	24-3	690 640	89-7
690 613	44-39	690 620	2-61	690 629	24-47	690 642	15-39
690 613	63-15	690 620	2-63	690 629	24-51	690 642	25-4
690 613	65-21	690 620	2-67	690 629	24-56	690 647	15-36

**PIPER AIRCRAFT  
PA-34-220T  
AIRPLANE PARTS CATALOG**

**NUMERICAL INDEX**

Part Number	Figure and Index No.	Part Number	Figure and Index No.	Part Number	Figure and Index No.	Part Number	Figure and Index No.
690 647	15-48	751 489	29-7	752 830	26-9	754 928	82-21
690 651	2-39	751 494	29-4	752 830	29-10	755 022	73-29
690 657	66-44	751 494	29-6	752 965	30-19	755 042	88-5
690 659	41-12	751 772	29-9	752 966	30-18	755 043	53-44
690 660	36-75	751 810	29-8	753 047	82A-20	755 044	61-28
690 662	48-41	751 815	46-5	753 110	32-2	755 049	61-3
690 664	31-32	751 817	74-10	753 201	73-17	755 049	61-14
690 668	40-21	751 819	26-7	753 407	30-14	755 075	88-12
690 668	59-67	751 821	59-5	753 431	84-70	755 076	88-13
690 672	83-34	751 859	46-3	753 433	82-8	755 082	34-6
690 672	83A-34	751 859	83-8	753 437	82-10	755 096	88-17
690 816	3-28	751 874	73-27	753 437	82A-10	755 101	82A-6
690 819	16-79	751 896	82-6	753 448	26-6	755 122	82-19
691 218	47-47	751 898	59-7	753 462	53-31	755 122	82A-18
691 220	33-21	751 906	99A-2	753 463	53-16	755 129	Misc.
691 220	71-37	751 920	73-30	753 473	29-14	755 134	76-11
691 220	76-16	751 922	73-28	753 850	30-20	755 200	88-4
691 224	59-57	751 983	59-2	753 910	46-2	755 243	73-6
691 225	47-10	752 135	73-5	753 936	30-2	755 252	74-5
691 225	47-40	752 342	30-7	753 938	82-24	755 253	74-6
691 225	47-48	752 342	30-11	753 938	82A-23	755 255	73-12
691 225	93A-13	752 355	82-7	753 939	82-20	755 265	53-2
691 306	20-26	752 355	82A-7	753 939	82A-19	755 302	91-11
691 307	20-24	752 367	74-16	753 944	82-14	755 325	54-2
691 308	28-31	752 511	53-30	753 944	82A-14	755 326	54-2
691 310	70-9	752 511	53-31	753 947	82-5	755 338	90-10
691 315	25-33	752 517	59-8	753 947	82A-5	755 339	90-10
691 315	28-32	752 529	73-39	753 982	53-15	755 401	73-36
691 315	28-33	752 537	53-39	753 986	59-4	755 456	73-2
691 334	25-32	752 544	53-29	753 987	59-6	755 458	73-2
691 346	23-31	752 563	73-31	754 554	29-2	755 601	54-12
691 348	64-32	752 566	53-37	754 614	29-2	755 602	54-14
691 411	81-13	752 567	53-38	754 629	48-9	755 602	54-16
691 411	81A-13	752 571	26A-13	754 761	82-16	755 615	73-37
693 215	24-48	752 584	34-7	754 761	82A-16	755 800	53-12
751 201	88-10	752 584	34-22	754 762	82-17	755 885	30-9
751 202	88-10	752 584	71-45	754 771	73-33	755 886	30-10
751 203	84-71	752 585	34-24	754 779	73-34	755 887	30-3
751 286	85D-1	752 594	54-3	754 789	82A-13	755 929	29-11
751 286	90-12	752 609	82-12	754 798	82-13	755 930	29-13
751 298	85D-1	752 609	82A-11	754 811	73-38	755 932	53-11
751 298	91-13	752 610	82-11	754 826	53-5	755 933	53-8
751 324	73-16	752 610	82A-12	754 833	73-8	755 934	53-13
751 332	74-2	752 713	53-10	754 848	34-25	755 935	53-7
751 381	88-11	752 826	30-8	754 855	26A-10	755 964	26-8
751 445	32-11	752 826	30-12	754 902	76-12	755 968	53-14

**PIPER AIRCRAFT  
PA-34-220T  
AIRPLANE PARTS CATALOG**

**NUMERICAL INDEX**

Part Number	Figure and Index No.	Part Number	Figure and Index No.	Part Number	Figure and Index No.	Part Number	Figure and Index No.
755 997	71-47	757 334	73-32	758 464	91-1	761 778	78-6
755 997	53-9	757 479	34-20	758 538	30-17	761 778	80-4
755 999	29-12	757 483	30-3	758 539	30-17	761 808	73-13
756 048	53-4	757 484	30-9	758 540	54-6	761 834	71-1
756 053	71-48	757 485	30-5	758 541	54-6	761 847	71-1
756 118	34-5	757 573	74-15	758 558	82A-8	761 945	73-7
756 119	32-5	757 580	34-10	758 559	90-16	761 946	73-35
756 177	73-25	757 756	73-26	758 559	91-17	761 975	25-35
756 178	73-24	757 762	88-2	758 568	91-1	761 975	28-43
756 184	74-11	757 792	73-22	758 570	90-1	761 990	90-17
756 262	74-18	757 865	83-7	758 571	90-1	761 996	25-35
756 284	53-28	757 879	32 3	758 592	54-35	761 996	28-43
756 286	53-36	757 888	73-4	758 593	91-1	761 100	Misc.
756 289	53-26	757 982	73-4	758 679	73-15	762 003	88-9
756 291	53-32	758 013	73-18	758 681	74-8	762 006	91-5
756 293	53-25	758 013	74-12	758 686	90-1	762 023	82-23
756 301	82-15	758 017	74-4	760 297	Misc.	762 023	82A-22
756 301	82A-15	758 097	44-3	761 161	88-3	762 024	82-25
756 504	82-9	758 127	74-17	761 189	88-2	762 024	82A-24
756 504	82A-9	758 204	53-18	761 190	88A-3	762 084	71-46
756 505	82-4	758 280	53-40	761 194	88-3	762 109	Misc.
756 505	82A-4	758 282	53-41	761 197	30-7	762 215	73-22
756 507	82-3	758 299	73-9	761 197	30-11	762 227	53-29
756 507	82A-3	758 300	73-10	761 208	88A-14	762 228	53-42
756 564	53-27	758 301	73-11	761 233	54-19	762 249	83-11
756 577	73-3	758 304	73-11	761 234	54-19	762 249	83-15
756 603	53-34	758 305	73-19	761 253	88-8	762 257	53-22
756 604	53-34	758 330	53-3	761 254	88-8	762 258	53-23
756 606	53-33	758 331	53-3	761 255	88-16	762 259	53-20
756 607	53-19	758 356	53-24	761 256	88-14	762 260	53-43
756 621	34-9	758 392	26A-9	761 301	44-5	762 275	34-21
756 664	90-16	758 394	26A-11	761 605	74-3	762 276	34-18
756 664	91-17	758 395	54-34	761 608	73-13	762 277	34-19
756 665	29-5	758 431	90-3	761 608	74-7	762 318	54-33
756 666	29-3	758 434	90-4	761 653	42-14	762 333	32-10
756 669	48-7	758 435	91-4	761 653	44-23	762 354	54-16
756 674	53-21	758 435	90-4	761 654	42-14	762 357	94-6
756 685	26A-12	758 436	91-4	761 654	44-23	762 359	48-11
757 207	30-5	758 436	90-4	761 655	42-14	762 360	48-12
757 208	30-6	758 452	94-2	761 655	44-23	762 361	48-13
757 209	30-13	758 453	94-5	761 743	42-14	762 362	54-5
757 238	32-12	758 456	26-10	761 743	44-23	762 363	54-14
757 249	53-17	758 457	34-12	761 744	82-18	762 365	54-21
757 255	59-3	758 459	48-10	761 744	82A-17	762 367	54-36
757 318	34-3	758 462	91-3	761 763	55A-5	762 368	54-7
757 321	53-6	758 463	91-1	761 764	55A-5	762 369	54-27

**PIPER AIRCRAFT  
PA-34-220T  
AIRPLANE PARTS CATALOG**

**NUMERICAL INDEX**

Part Number	Figure and Index No.	Part Number	Figure and Index No.	Part Number	Figure and Index No.	Part Number	Figure and Index No.
762 370	54-28	763 287	26-5	764 963	Misc.		
762 371	54-17	763 288	54-15	765 120	Misc.		
762 375	91-8	763 310	82-22	765 343	85-54		
762 376	91-2	763 310	82A-21	765 343	Misc.		
762 426	88-15	763 312	82-1	765 350	Misc.		
762 437	46-6	763 312	82A-1a	765 491	83A-11		
762 448	83-12	763 359	30-2	765 491	83A-15		
762 449	83-13	763 377	55A-6	766 203	Misc.		
762 455	73-20	763 378	55A-6	766 208	Misc.		
762 455	74-13	763 450	34-11	766 283	Misc.		
762 456	73-21	763 451	34-2	766 611	Misc.		
762 456	74-14	763 452	54-10	766 637	Misc.		
762 470	55A-3	763 453	54-13	766 853	90-1		
762 531	34-27	763 454	54-13	767 359	Misc.		
762 558	26A-8	763 455	54-18	767 367	Misc.		
762 559	26A-7	763 456	54-24	767 369	Misc.		
762 562	26A-9	763 511	55A-4	767 397	4-3		
762 563	54-32	763 712	26A-2	767 397	Misc.		
762 584	82A-2	763 713	26A-4	767 398	4-3		
762 584	82-2	763 718	26-2	767 398	Misc.		
762 586	34-13	763 719	26-4	767 546	Misc.		
762 587	34-15	763 720	48-13				
762 588	54-4	763 721	54-14				
762 590	54-11	763 722	54-16				
762 591	54-23	763 723	54-29				
762 593	54-20	763 751	29-3				
762 594	54-25	763 752	29-5				
762 595	54-30	763 849	2-52				
762 596	54-37	764 094	Misc.				
762 597	54-38	764 100	Misc.				
762 598	54-26	764 121	Misc.				
762 616	88-7	764 128	Misc.				
762 632	54-31	764 129	Misc.				
762 676	71-1	764 130	Misc.				
763 003	15-4	764 131	Misc.				
763 003	16-62	764 132	Misc.				
763 003	36-27	764 235	Misc.				
763 003	44-8	764 385	Misc.				
763 019	94-4	764 399	Misc.				
763 025	91-13	764 401	93A-15				
763 035	73-22	764 759	73-14				
763 061	71-1	764 759	74-9				
763 216	26A-3	764 793	74-4				
763 216	26A-5	764 795	55A-2				
763 276	55A-2	764 918	Misc.				
763 287	26-3	764 944	Misc.				