



AIRPLANE PARTS CATALOG

SENECA IV

PA-34-220T

(SERIAL NUMBERS 3447001 THRU 3447029)

SENECA V

PA-34-220T

(SERIAL NUMBERS 3449001 AND UP)

Published by
Technical Publications Group

©Piper Aircraft, Inc.
2926 Piper Drive
Vero Beach, Florida 32960
U.S.A.



Member of GAMA
General Aviation
Manufacturers Association

PIPER AIRCRAFT, INC.
PA-34-220T
AIRPLANE PARTS CATALOG

REVISION STATUS

The information compiled in this Parts Catalog is kept current by revisions distributed periodically.

Revisions to this PA-34-220T Parts Catalog issued July 12, 1995 are as follows:

<u>Aerofiche Effectivity</u>	<u>Publication Date</u>
ORG 950712	December 11, 1996
PR 980313	March 13, 1998
PR 981116	November 16, 1998
IR 990825	August 25, 1999
PR020610	June 10, 2002
PR020910	September 10, 2002
PR021210	December 10, 2002
PR030310	March 10, 2003
PR030910	September 10, 2003
PR031210	December 10, 2003
PR040310	March 10, 2004
PR040610	June 10, 2004
PR051210	December 10, 2005
PR060310	March 10, 2006
PR060610	June 10, 2006
PR060910	September 10, 2006
CR061210	December 10, 2006
PR070310	March 10, 2007
PR070610	June 10, 2007
PR070910	September 10, 2007
PR071210	December 10, 2007
PR080310	March 10, 2008
PR080610	June 10, 2008
PR080910	September 10, 2008
PR090310	March 10, 2009
PR090910	September 10, 2009
PR091210*	December 10, 2009

* Piper has ceased production of all Aerofiche (i.e., microfiche) products.
Parts Catalog subscriptions are available exclusively from Avtext, Inc. (www.Avtext.com)
on CD-Rom or DVD. The CDs/DVDs include applicable Service Bulletins and Service Letters.

PIPER AIRCRAFT, INC.
PA-34-220T
AIRPLANE PARTS CATALOG

INTRODUCTION

This Illustrated Parts Catalog provides simple, positive identification of replacement parts for the Piper Model PA-34-220T, manufactured by Piper Aircraft, Inc. of Vero Beach, Florida.

**WARNING: DO NOT USE THIS CATALOG FOR RIGGING AND INSTALLATION PURPOSES.
REFER TO THE APPLICABLE AIRPLANE MAINTENANCE MANUALS.**

1. The catalog is divided into fourteen major sections as follows:
 - a. Section I to XIII inclusive contains all replacement parts for the complete airplane. Each section is subdivided and each division includes an illustration and a parts listing.
 - b. Section XIV is the Miscellaneous Group. This group includes an illustration and parts list for the Placards and Exterior Stencils and a listing of the Piper Service and Optional Equipment Kits, Repair Kits and Special Tools.
2. The following is a brief explanation of the columns in the parts list. (Refer to EXAMPLE below).
 - a. The FIGURE AND INDEX NUMBER column indicates the illustration figure number and its part number index. EXAMPLE: (2-1), the 2 is the figure number and the -1 is the index number. Index numbers preceded by a dash (-) indicate the item is not illustrated in the figure illustration.
 - b. The PART NUMBER column contains the identifying number of the replacement part and this number must be shown on all parts orders.
 - c. Reference information is given in parenthesis in the NOMENCLATURE column under the item nomenclature. Supplemental information pertaining to parts is listed at the bottom of the NOMENCLATURE column under NOTES.
 - d. The NOMENCLATURE column indicates the part name. This name must be shown on all parts orders.
 - e. The NO. REQ. column represents the total quantity of parts per assembly. When the same part appears in two or more figures, the NO. REQ. column shows the notation REF in all figures except the primary appearance of the part, where the number required indicates total assembly quantity of the part. For example, placards are listed throughout the manual as REF except in Figures 102, 102A and 102B, where the quantity of each placard is listed. The symbol AR listed in this column means As Required.
 - f. The SERIAL NUMBERS AFFECTED column indicates the part application by airplane serial number.
 - g. Item numbers begin with item 1 for the primary part and then are listed as item 5, 10, 15, 20, until all items are assigned an item number. Each part is assigned a unique item number.
 - h. Some item numbers are listed with a letter suffix. These alpha variant items are to identify parts that are used on the left and right of the aircraft or as grouping of hardware parts that are used in the same location. For example, the left flap is item 135 and the right flap is item 135A. A bolt, washer and nut used to attach a component to the aircraft may be listed as items 10, 10A and 10B.
 - i. Metric measurements are given, where applicable, in parenthesis following standard U.S. measurements.
 - j. When shown in the part number column, the term NONPROC refers to a non-procurable item or group of items. It appears for reference purposes only. The nomenclature column will contain information to locate procurable parts of the NONPROC item.

EXAMPLE

Figure and Index Number	Part Number	NOMENCLATURE	No. Req.	SERIAL NUMBERS AFFECTED
2-1	XXXXX-XX	DOOR ASSEMBLY - Baggage compartment	X	
-2	XXXXX-XX	* TUBE ASSEMBLY - Baggage door latch	X	
-3	XXXXX-XX	* * CLEVIS - Door latch tube assembly	X	
-4	XXXXX-XX	* * CLIP - Door latch tube assembly	X	

PIPER AIRCRAFT, INC.
PA-34-220T
AIRPLANE PARTS CATALOG

In the nomenclature column, the next higher assembly relationship of items covered is shown by the degree of indention of each item and is indicated by an asterisk (*). One asterisk signifies one indention, two signifies two indentions, etc. The example listing above is interpreted as follows:

If the DOOR ASSEMBLY (not indented) is ordered, it will include the three items indented under the DOOR ASSEMBLY.

If the TUBE ASSEMBLY (indented one space) is ordered, it will include the two items indented under the TUBE ASSEMBLY.

If you want only a CLEVIS or CLIP, you order only that item.

3. Piper Aircraft, Inc. will supply all attaching parts to its customers in any quantity. When purchasing the attaching parts such as nuts, bolts, washers, cotter pins, etc. from Piper Aircraft, Inc., the customer or service center need only order the part(s) needed. However, parts such as rivets or consumables may have requirements in economical measures, such as pounds, gallons, etc.
4. All items of Optional Equipment are contained in the parts list in their proper sequence and sections. These items were not marked optional, since they are fully identified by their descriptions.
5. The Installation Drawings listed at the beginning of each figure are available for purchase. All other drawings are proprietary and not for sale. Contact your local Piper Distributor for more information.

GRID NUMBERING

Piper has ceased production of all Aerofiche (i.e., microfiche) products. The Aerofiche grid numbers will be removed in the next complete revision. In the interim, as partial revisions occur, the Aerofiche grid numbering system may be modified, as explained below, to simplify production.

Deviations from the legacy Aerofiche grid numbering system will occur when it becomes necessary to add pages to the manual and will typically take two forms:

- A. Inserting pages between two existing grids in the same row.

When inserting two pages between the existing grids 1A8 and 1A9, the two new pages will be numbered 1A8A and 1A8B.

- B. Inserting pages at the end of an Aerofiche grid row.

The legacy Aerofiche grid numbering system limited page numbers in a row to a maximum of 24 (i.e., row 1A would be numbered 1A1—1A24). That limit no longer applies. Accordingly, if two pages need to be added between any existing grid row end and grid row start (i.e., 1A24 and 1B1), the new pages will simply be numbered 1A25 and 1A26.

**HOW TO IDENTIFY A PART
IF YOU KNOW WHAT IT LOOKS LIKE
AND KNOW WHERE IT IS LOCATED**

1. Refer to Figure 1 to determine the section number in which the part is used.
2. Refer to the Table of Contents and locate the section. Note the figure numbers that illustrate the various subgroups of this main section. Select the figure title you think might contain the part you wish to identify and proceed to the grid (page) specified. If you don't find the part on this illustration, try another figure in this group.
3. Refer to Figure and Index Number in the parts listing for description of the part.

HOW TO ORDER PARTS

When ordering parts for your Piper Airplanes, please observe the following instructions:

1. Place your order with your local distributor or service center.
2. Specify the model and serial number of your airplane.
3. Specify Part Number, Name, Type and Quantity Required.
4. Specify the method of shipment - Freight, express, parcel post, air express, air freight or air parcel post. Where the nature of the shipment requires it or when no instructions are given, we reserve the right to ship the most suitable way.
5. Request price and delivery information prior to order placement.

GENERAL INFORMATION

1. Shortages
All orders are checked before leaving our Shipping Department. A packing slip is enclosed with the shipment. Claims for errors or shortages must be made within three days after receipt of orders.
2. Returned Goods
No material should be returned without first securing written permission. Material sent in without notice will be held at the owner's risk for thirty days and will then be disposed of as we see fit.
Transportation charges must be prepaid on returned goods or the shipment will be refused.
3. Transportation Liabilities
Piper Aircraft, Inc. cannot be held liable for damages to parts in transit from the factory. If a shipment is received in a damaged condition, have the delivery man or transportation company make a notation of the damage and file your claim with the carrier. In case of concealed damage, do not attempt to remove the part from the shipping container, or try to repair the damage, call the carrier and have their claim agent inspect the damage before filing your claim with the carrier.

PIPER AIRCRAFT, INC.

PA-34-220T

AIRPLANE PARTS CATALOG

MODEL SERIAL NUMBER INFORMATION

NOTE: The following is provided as a general reference only.

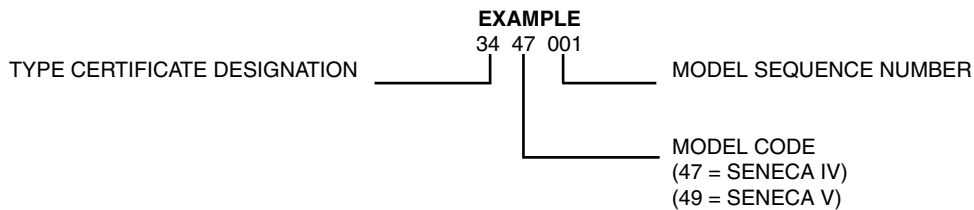
The serial numbers of the PA-34-220T Seneca IV aircraft covered by this Parts Catalog are as follows:

1995 Model Year	3447001 thru 3447012
1996 Model Year	3447013 thru 3447029

The serial numbers of the PA-34-220T Seneca V aircraft covered by this Parts Catalog are as follows:

1997 Model Year	3449001 thru 3449041
1998 Model Year	3449042 thru 3449096
1999 Model Year	3449097 thru 3449151
2000 Model Year	3449152 thru 3449195
2001 Model Year	3449196 thru 3449231; 3449233 thru 3449236, and 3449240
2002 Model Year	3449232; 3449237 thru 3449239; 3449241 thru 3449268; 3449270 thru 3449272, and 3449274
2003 Model Year	3449269; 3449273; 3449275 thru 3449300
2004 Model Year	3449301 thru 3449310
2005 Model Year	3449311 thru 3449322
2006 Model Year	3449323 thru 3449346
2007 Model Year	3449347 thru 3449366
2008 Model Year	3449367 thru 3449394
2009 Model Year	3449395 and up

SERIAL NUMBER EXPLANATION



PIPER AIRCRAFT, INC.
PA-34-220T
AIRPLANE PARTS CATALOG

STANDARD PAINT CHART

	MFG. NO.	PIPER PART NUMBER	
EXTERIOR		QUART	GALLON
POLYURETHANE ENAMEL (Dupont Imron)			
Baja Yellow	H7850U	4175 461	1175 461
Juneau White	H7848U	4175 462	1175 462
Ocala Orange	H7857UM	4175 463	1175 463
Madrid Red	H7851UM	4175 464	1175 464
Bahama Blue	H7853U	4175 465	1175 465
Avocado	H7852U	4175 466	1175 466
Las Vegas Gold	5242U	4176 121	1176 121
Dakota Black	99U	4175 467	1175 467
Denver Brown	H7859U	4176 122	1176 122
Matador Red	H7858U	4175 468	1175 468
Royal Blue	H7856U	4175 469	1175 469
Hickory Brown	H7855U	4175 470	1175 470
Silver	4531U	4176 123	1176 123
Lime Green	H7854U	4175 460	1175 460
Sage Green	K7887U	4176 132	1176 132
Firethorn	K7888UW	4176 133	1176 133
Buckskin	K7890U	4176 135	1176 135
Dark Blue	K7891U	4176 136	1176 136
Platinum Gray	N7819U	4176 126	1176 126
Sandalwood Tan	N7818U	4176 127	1176 127
Dark Claret	K7886U	4176 131	1176 131
Burnished Gold	N8068U	4763 528	1763 528
Light Blue	K8149U	4763 529	1763 529
Dark Saddle	N8070U	4763 530	1763 530
Dark Green	N8071U	4763 531	1763 531
Saffron	K7889UH	4763 532	1763 532
Light Sandalwood	W8275	4763 533	1763 533
Light Platinum	W8274	4763 534	1763 534
Catalyst (Activator)	912S	4179 950	1179 950
Reducer	Y8485S	4179 145	1179 145
Retarder	8100S	4179 599	1179 599
Accelerator	189S	4179 951	
POLYURETHANE PRIMER (Dupont Imron)			
Wash Primer	B9287	4170 766	1179 766
Wash Primer Thinner	K1733	4179 452	1179 452
Acid Thinner	B9289	4179 403	1179 403
INTERIOR			
INSTRUMENT PANEL			
Cadet Dark Grey			170 902
Grey II			170 907

NOTE: SEE SERVICE SPARES LETTER 407 FOR AVAILABILITY OF COLOR PAINT FOR THERMOPLASTIC INTERIOR PANELS.

**PIPER AIRCRAFT, INC.
PA-34-220T
AIRPLANE PARTS CATALOG**

THIS PAGE INTENTIONALLY LEFT BLANK

PIPER AIRCRAFT, INC.
PA-34-220T
AIRPLANE PARTS CATALOG

TABLE OF CONTENTS

FIGURE NUMBER	FIGURE TITLE	GRID NUMBER
1	Complete Airplane.....	1A14, 2A14, 3A14
 SECTION I WING GROUP 		
2	Wing Installation.....	1A18
3	Wing Leading Edge Assembly.....	1B2
4	Wing Trailing Edge Assembly.....	1B6
5	Aileron Assembly.....	1B10
6	Flap Assembly.....	1B12
 SECTION II FUSELAGE GROUP 		
7	Fuselage Assembly - Complete.....	1B16
8	Fuselage Nose Cone Assembly.....	1B20
9	Fuselage Upper Forward Cockpit Assembly.....	1B22
10	Fuselage Upper Center Cockpit Assembly.....	1C2
11	Fuselage Upper Aft Cockpit Assembly.....	1C6
12	Fuselage Lower Forward Cockpit Assembly.....	1C8
13	Fuselage Lower Aft Cockpit Assembly.....	1C12
14	Fuselage Aft Section.....	1C16
15	Fuselage Forward Cabin Door (Sheet 1).....	1C20
15	Fuselage Forward Cabin Door (Sheet 2).....	1C21
16	Fuselage Aft Cabin Door.....	1D4
17	Fuselage Aft Cargo Door.....	1D8
18	Fuselage Forward Baggage Door Assembly.....	1D10
19	Fuselage Enclosure Installation.....	1D14
 SECTION III TAIL SURFACES GROUP 		
20	Tail Surfaces Installation.....	1D18
21	Stabilator Assembly.....	1D22
22	Fin Assembly.....	1E2
23	Rudder Assembly.....	1E4
 SECTION IV LANDING GEAR GROUP 		
24	Nose Gear Installation.....	1E8
25	Nose Gear Assembly.....	1E12
26	Nose Wheel Assembly.....	1E16
27	Main Gear Installation.....	1E18
28	Main Gear Assembly.....	1E22
29	Main Wheel Assembly.....	1F4
30	Brake Assembly.....	1F6
31	Nose and Main Landing Gear Door Actuation Installations.....	1F8
32	Brake System Installation.....	1F12
33	Toe Brake Installation.....	1F16
34	Toe Brake Master Cylinder Assembly.....	1F18

**PIPER AIRCRAFT, INC.
PA-34-220T
AIRPLANE PARTS CATALOG**

TABLE OF CONTENTS

FIGURE NUMBER	FIGURE TITLE	GRID NUMBER
SECTION V CABIN EQUIPMENT GROUP		
35	Forward Baggage Compartment Finishing Installation	1F22
36	Cockpit Finishing Installation (Sheet 1)	1G2
36	Cockpit Finishing Installation (Sheet 2)	1G3
37	Window Shades and Reveals Installation	1G10
38	Carpet Installation	1G12
39	Forward Fresh Air Duct and Headliner Installation	1G14
40	Front Seats Installation	1G18
41	Club Seating Installation	1G24
42	Center Seats Installation	1H4
43	Rear Seats Installation	1H6
43A	Entertainment Console (Serial Numbers 3449001 and up)	1H8
SECTION VI INSTRUMENTS GROUP		
44	Instrument Panel Installation (Serial Numbers 3447001 thru 3447029).....	1H12
44A	Instrument Panel Installation (Serial Numbers 3449001 and up).....	1H16
44B	Instrument Panel Installation (with Entegra).....	1H20
45	Gyro Vacuum System Installation (Serial Numbers 3447001 thru 3447029).....	1H24
45A	Gyro Vacuum System Installation (Sheet 1) (Serial Numbers 3449001 and up)	1I2
45A	Gyro Vacuum System Installation (Sheet 2) (Serial Numbers 3449001 and up)	1I3
45A	Gyro Vacuum System Installation (Sheet 3) (Serial Numbers 3449001 and up)	1I4
46	Pitot Static System Installation (Sheet 1)	1I8
46	Pitot Static System Installation (with Entegra) (Sheet 2).....	1I9
SECTION VII POWER PLANT GROUP		
47	Power Plant Installation	1J14
48	Engine Instrument Lines Installation, Seneca IV (3447001 thru 3447029)	1J20
48A	Engine Instrument Lines Installation, Seneca V (3449001 and up)	1J24
49	Engine Baffle Installation, Seneca IV (3447001 thru 3447029).....	1K4
49A	Engine Baffle Installation, Forward and Aft, Seneca V (3449001 and up) (Sheet 1).....	1K7
49A	Engine Baffle Installation, Side, Seneca V (3449001 and up) (Sheet 2)	1K8
50	Engine Cowl Assembly, Seneca IV (3447001 thru 3447029).....	1K10
50A	Engine Cowl Assembly, Seneca V (3449001 and up)	1K14
51	Cowl Flap Installation	1K16
52	Two Blade Propeller Assembly (Hartzell)	1K18
53	Three Blade Propeller Assembly (McCauley).....	1K22
54	Propeller Synchrophaser System Installation.....	1K24
55	Propeller Unfeathering System Installation	1L2
56	Engine Controls Installation.....	1L4
57	Quadrant Assembly	1L10
58	Nacelle Installation	1L12
SECTION VIII FUEL SYSTEM GROUP		
59	Fuel System Installation - Wing and Fuselage	2A18
60	Fuel System Installation - Engine.....	2A22
61	Fuel Tank Assemblies	2B2

**PIPER AIRCRAFT, INC.
PA-34-220T
AIRPLANE PARTS CATALOG**

TABLE OF CONTENTS

FIGURE NUMBER	FIGURE TITLE	GRID NUMBER
SECTION IX CONTROL SYSTEM GROUP		
62	Aileron Control Installation	2B6
63	Rudder Control Installation.....	2B10
64	Rudder Trim Installation.....	2B12
65	Stabilator Control Installation	2B16
66	Stabilator Trim Installation	2B18
67	Flap Control Installation.....	2B22
68	Control Wheel Installation	2C2
69	Bobweight Installation	2C6
70	Rudder Pedal Installation	2C8
SECTION X HYDRAULIC SYSTEM GROUP		
71	Hydraulic System Installation	2C20
SECTION XI ENVIRONMENTAL GROUP		
72	Heat and Defrost System Installation	2D2
73	Janitrol Heater Assembly.....	2D6
74	Janitrol Heater Components.....	2D8
75	Heater Duct Installation	2D10
76	Heater Fuel System.....	2D12
77	Heater Controls	2D14
78	Aft Fresh Air Duct Installation	2D18
79	Air Conditioning Compressor and Refrigerant Lines Installation.....	2D20
80	Air Conditioning Duct and Evaporator Installation	2D22
81	Air Conditioning Condenser and Scoop Installation	2D24
82	Oxygen System Installation.....	2E4
83	Pneumatic Deicer Installation.....	2E8
SECTION XII ELECTRICAL SYSTEM GROUP		
84	Electrical System Installation (Serial Numbers 3447001 thru 3447029)	2F2
84A	Electrical System Installation (Serial Numbers 3449001 and up) (Sheet 1)	2F6
84A	Electrical System Installation (with Entegra) (Sheet 2)	2F7
85	Instrument Panel Electrical Installation (Sheet 1).....	2F12
85	Instrument Panel Electrical Installation (Sheet 2).....	2F13
85	Instrument Panel Electrical Installation (Sheet 3).....	2F14
85A	Annunciator Panel Assemblies.....	2F18
86	Circuit Breaker Panel Assembly (Serial Numbers 3447001 thru 3447029).....	2F22
86A	Circuit Breaker Panel Assembly (Serial Numbers 3449001 and up).....	2F24
87	Electrical/Avionics Switches	2G4
87A	Overhead Switch Panel Installation (Serial Numbers 3449001 and up).....	2G6
88	Ice Protection System Controls	2G10
89	Air Conditioning Electrical Installation	2G12
90	External Power Supply Installation (Seneca IV) (Serial Numbers 3447001 thru 3447029)	2G14
90A	External Power Supply Installation (Seneca V) (Serial Numbers 3449001 and up).....	2G16
91	Battery Installation.....	2G18

**PIPER AIRCRAFT, INC.
PA-34-220T
AIRPLANE PARTS CATALOG**

TABLE OF CONTENTS

FIGURE NUMBER	FIGURE TITLE	GRID NUMBER
SECTION XII (Continued)		
ELECTRICAL SYSTEM GROUP (Continued)		
91A	Electrical Panel - Fwd (Serial Numbers 3447001 thru 3447029)	2G20
91B	Electrical Panel - Fwd (Serial Numbers 3449001 and up)	2G22
91C	Electrical Panel - Aft (Serial Numbers 3449001 and up) (Sheet 1)	2G24
91C	Electrical Panel - Aft (Serial Numbers 3449311, 3449323 and up) (with Entegra) (Sheet 2).....	2H1
92	Strobe Lights Installation	2H4
93	Wing Tip Landing Lights	2H6
93A	Landing Taxi Light Assembly	2H8
94	Two Blade Propeller Electric Deicer Installation	2H10
95	Three Blade Propeller Electric Deicer Installation	2H12
96	Heated Glass Panel Installation	2H14
SECTION XIII		
ELECTRONICS GROUP		
97	Radio Antenna System and Static Wicks Installation	2H18
98	Piper Automatic Locator (ELT-110-4/ME-406) Installation (Artex)	2H22
99	Encoder Installation (Narco AR-850).....	2H24
100	Avionics Cooling Installation (Typical)	2I2
101	Autopilot Installation (Sheet 1)	2I4
101	Autopilot Installation (Sheet 2)	2I5
101	Autopilot Installation (Sheet 3)	2I6
101	Autopilot Installation (Sheet 4)	2I7
	Avionics Installation Drawings	2I10
SECTION XIV		
MISCELLANEOUS GROUP		
102	Placards - Exterior and Interior	2I12
102A	Placards - Instrument Panel (3447001 thru 3447029)	2I16
102B	Placards - Instrument Panel (3449001 and up).....	2I18
	Piper Service and Optional Kits	2I23
NUMERICAL INDEX		
	Numerical Index	3A17

**PIPER AIRCRAFT, INC.
PA-34-220T
AIRPLANE PARTS CATALOG**

THIS PAGE INTENTIONALLY LEFT BLANK

PIPER AIRCRAFT, INC.
PA-34-220T
AIRPLANE PARTS CATALOG

MISCELLANEOUS XIV

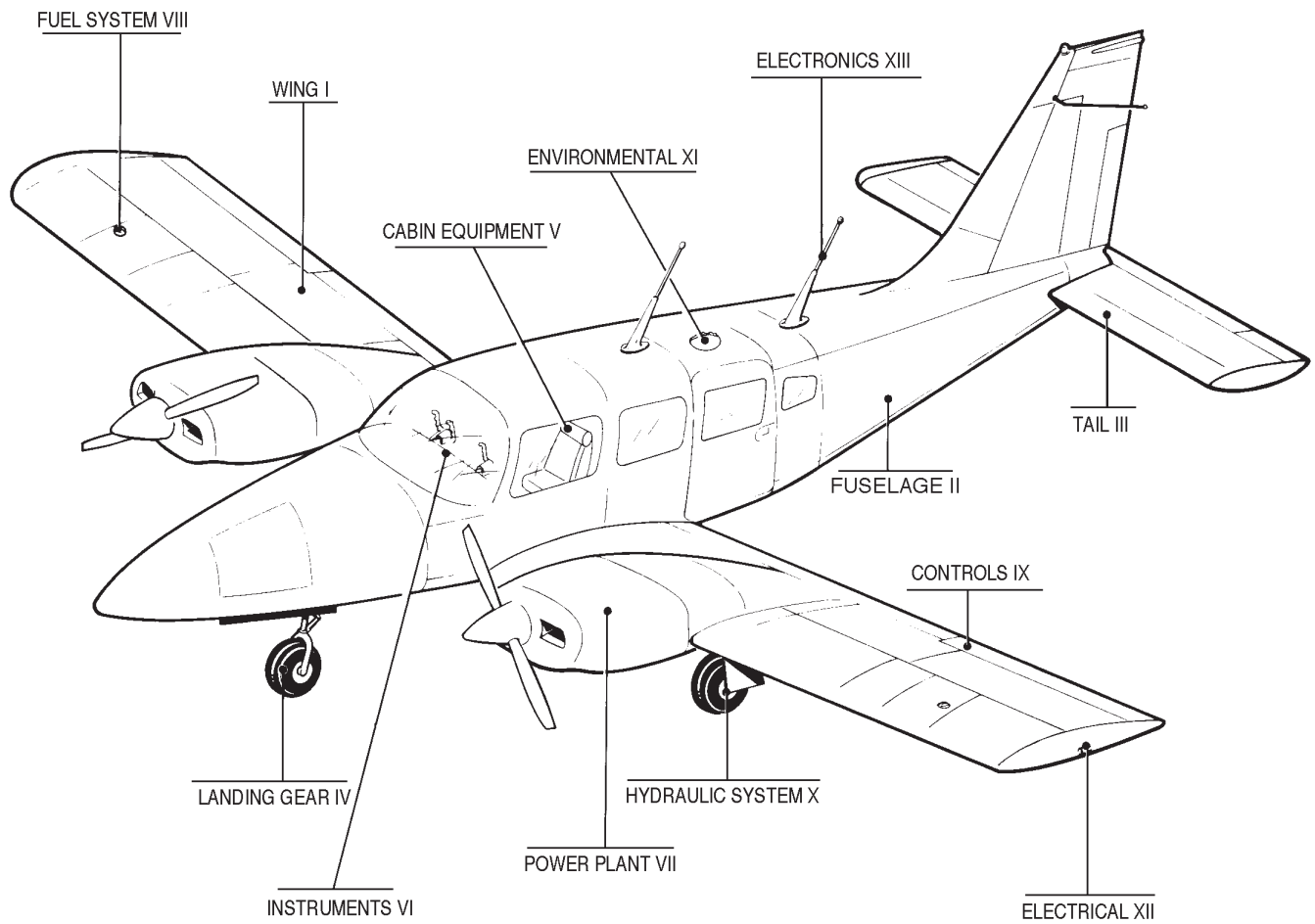


Figure 1. Complete Airplane

**PIPER AIRCRAFT, INC.
PA-34-220T
AIRPLANE PARTS CATALOG**

Figure and Index Number	Part Number	Nomenclature	No. Req.	Serial Numbers Affected
1				
-1	89413-004	AIRPLANE-COMPLETE-Seneca IV	REF	3447001 thru 3447029
-1A	100644-002	AIRPLANE-COMPLETE-Seneca V	REF	3449001 thru 3449096
-1B	100644-003	AIRPLANE-COMPLETE-Seneca V	REF	3449097 thru 3449151
-1C	104400-002	AIRPLANE-COMPLETE-Seneca V	REF	3449152 thru 3449160; 3449162 thru 3449177
-1D	104400-004	AIRPLANE-COMPLETE-Seneca V	REF	3449178 thru 3449195
-1E	104400-003	AIRPLANE-COMPLETE-Seneca V	REF	3449196 thru 3449300
-1F	104400-005	AIRPLANE-COMPLETE-Seneca V	REF	3449161, 3449301 thru 3449310, 3449312 and up (without Entegra)
-1G	104400-006	AIRPLANE-COMPLETE-Seneca V	REF	3449311, 3449323 and up (with Entegra)
-1H	104400-007	AIRPLANE-COMPLETE-Seneca V	REF	3449398 and up (Entegra/WAAS)

- ITEM NOT ILLUSTRATED

When ordering, always specify Part Number, Description, and Serial Number of Aircraft

**PIPER AIRCRAFT, INC.
PA-34-220T
AIRPLANE PARTS CATALOG**

SERVICE BULLETINS INCORPORATED

990	1042	1146
993	1043	1151
996	1048	1157
1005	1081	1161
1010	1083	1184
1013	1097	1187
1014	1100	1191
1017	1113	1197
1020	1123	
1022	1127	
1023	1130	
1026	1135	
1031	1137	
1039	1139	
1041	1141	

SERVICE LETTERS INCORPORATED

1020	1108
1025	1116
1031	
1036	
1048	
1078	
1086	
1087	
1093	

(These Service Bulletins and Letters show the base number and may have later revisions than shown, Ex: A, B, Etc. Always check for the latest revision.)

**PIPER AIRCRAFT, INC.
PA-34-220T
AIRPLANE PARTS CATALOG**

**SECTION I
WING GROUP**

PIPER AIRCRAFT, INC.
PA-34-220T
AIRPLANE PARTS CATALOG

Figure and Index Number	Part Number	Nomenclature	No. Req.	Serial Numbers Affected
2	87268 (F)	DRAWING - Wing Installation		
	36809 (AF)	DRAWING - Air Condition Installation		
	37471 (U)	DRAWING - Nacelle Hatch Assembly		
	87744 (F)	DRAWING - Recognition Light Installation		3447001 thru 3447029
	37346	DRAWING - Fairing Installation		
-1	37093-022	WING ASSY - Complete (L) (SEE NOTE 1)	1	3449001 and up
-1	37093-020	WING ASSY - Complete (L) (SEE NOTE 1)	1	3447001 thru 3447029
-1A	37093-021	WING ASSY - Complete (R) (SEE NOTE 1)	1	3447001 thru 3447029
-1A	37093-023	WING ASSY - Complete (R) (SEE NOTE 1)	1	3449001 and up
5	39450-006	* WING ASSY - Left	1	3449001 thru 3449048
5	39450-008	* WING ASSY - Left	1	3449049 and up
-5	39450-004	* WING ASSY - Left	1	3447001 thru 3447029
-5A	39450-005	* WING ASSY - Right	1	3447001 thru 3447029
-5A	39450-009	* WING ASSY - Right	1	3449049 and up
-5A	39450-007	* WING ASSY - Right	1	3449001 thru 3449048
10	37021-002	** WING ASSY - LEADING EDGE - INBOARD - Left (SEE FIG. 3 FOR BKDN)	1	3447001 thru 3447029
-10A	37021-003	** WING ASSY - LEADING EDGE - INBOARD - Right (SEE FIG. 3 FOR BKDN)	1	3447001 thru 3447029
-10B	37021-004	** WING ASSY - LEADING EDGE - INBOARD - Left (SEE FIG. 3 FOR BKDN)	1	3449001 and up
-10C	37021-005	** WING ASSY - LEADING EDGE - INBOARD - Right (SEE FIG. 3 FOR BKDN)	1	3449001 and up
15	37770-002	** WING ASSY - LEADING EDGE - INTERTANK - Left (SEE FIG. 3 FOR BKDN)	1	
-15A	37770-003	** WING ASSY - LEADING EDGE - INTERTANK - Right (SEE FIG. 3 FOR BKDN)	1	
20	37023-000	** WING ASSY - LEADING EDGE - OUTBOARD - Left (SEE FIG. 3 FOR BKDN)	1	
-20A	37023-001	** WING ASSY - LEADING EDGE - OUTBOARD - Right (SEE FIG. 3 FOR BKDN)	1	
25	37304-008	** WING ASSY - AFT - Left (SEE FIG. 4 FOR BKDN)	1	3447001 thru 3447029
-25A	37304-009	** WING ASSY - AFT - Right (SEE FIG. 4 FOR BKDN)	1	3447001 thru 3447029
-25B	37304-010	** WING ASSY - AFT - Left (SEE FIG. 4 FOR BKDN)	1	3449001 and up
-25C	37304-011	** WING ASSY - AFT - Right (SEE FIG. 4 FOR BKDN)	1	3449001 and up
30	87230-002	** NACELLE ASSY - Aft - Left (SEE FIG. 58 FOR BKDN)	1	
-30A	87230-003	** NACELLE ASSY - Aft - Right (SEE FIG. 58 FOR BKDN)	1	
-30B	87230-004	** NACELLE ASSY - Aft - Left (SEE FIG. 58 FOR BKDN), (SEE NOTE 2)	1	3447001 thru 3447029
-30C	87230-010	** NACELLE ASSY - Aft - Left (SEE FIG. 58 FOR BKDN), (SEE NOTE 2)	1	3449001 and up
-35	37471-011	** HATCH ASSY - Left	1	3447001 thru 3447029
-35A	37471-012	** HATCH ASSY - Right	1	3447001 thru 3447029
-35B	37471-013	** HATCH ASSY - Left (SEE NOTE 2)	1	3447001 thru 3447029

- ITEM NOT ILLUSTRATED

When ordering, always specify Part Number, Description, and Serial Number of Aircraft

Revised: September 10, 2008

PIPER AIRCRAFT, INC.
PA-34-220T
AIRPLANE PARTS CATALOG

Figure and Index Number	Part Number	Nomenclature	No. Req.	Serial Numbers Affected
2-				
-35C	37471-016	** HATCH ASSY - Left (SEE NOTE 2)	1	3449001 thru 3449048
-35D	37471-017	** HATCH ASSY - Left	1	3449001 thru 3449048
-35E	37471-018	** HATCH ASSY - Right	1	3449001 thru 3449048
-35F	37471-019	** HATCH ASSY - Left	1	3449049 and up
-35G	37471-020	** HATCH ASSY - Right	1	3449049 and up
-35H	37471-021	** HATCH ASSY - Left (SEE NOTE 2)	1	3449049 and up
40	37471-004	*** SKIN ASSY - Inboard - Left	1	
-40A	37471-005	*** SKIN ASSY - Outboard - Right	1	
-40B	37471-014	*** SKIN ASSY - Outboard - Left	1	
-40C	37471-015	*** SKIN ASSY - Inboard - Right	1	
-45	37241-011	*** FIREWALL ASSY	1	3447001 thru 3447029
-45A	37241-010	*** FIREWALL ASSY (SEE NOTE 2)	1	3447001 thru 3447029
-45B	37241-015	*** FIREWALL ASSY	1	3449001 thru 3449048
-45C	37241-014	*** FIREWALL ASSY (SEE NOTE 2)	1	3449001 thru 3449048
-45D	37241-019	*** FIREWALL ASSY	1	3449049 and up
-45E	37241-018	*** FIREWALL ASSY (SEE NOTE 2)	1	3449049 and up
-45F	37241-021	*** FIREWALL ASSY (SEE NOTE 5)	1	3449311, 3449323 and up
-45G	37241-022	*** FIREWALL ASSY (SEE NOTE 6)	1	3449311, 3449323 and up
50	37467-004	*** CHANNEL - Outboard Left; Inboard Right	1	
-50A	37467-005	*** CHANNEL - Outboard Right; Inboard Left	1	
55	39478-004	** BRACKET ASSY - MLG Truss (SEE NOTE 5)	1	
-55A	39478-005	** BRACKET ASSY - MLG Truss (SEE NOTE 5)	1	
60	460-801	*** FITTING - Lubrication (AS15001-4P)	1	
65	39480-002	*** BUSHING - Bracket (1.23 ins.) (31.24mm)	1	
70	37361-000	** TEE - Wing Inboard	1	
75	78631-000	** TEE - Wing Center	1	
80	37361-002	** TEE - Wing Outboard	1	
85	402-899	** BOLT - (NAS464-P5LA-9)	1	
-85A	690-611	** WASHER - (NAS1149F0463P)	2	
-85B	404-530	** NUT - (MS21042-4)	1	
90	402-899	** BOLT - (NAS464-P5LA-9)	2	
-90A	690-628	** WASHER - (NAS1149F0563P)	2	
-90B	404-531	** NUT - (MS21042-5)	1	
95	402-899	** BOLT - (NAS464-P5LA-9)	1	
-95A	690-619	** WASHER - (NAS1149F0532P)	1	
-95B	404-531	** NUT - (MS21042-5)	1	
100	486-291	** SCREW - (NAS517-4-9)	1	
-100A	690-628	** WASHER - (NAS1149F0563P) (3 max under nut)	8	
-100B	404-531	** NUT - (MS21042-5)	2	
105	18457-000	** RING - Tie Down	1	
110	35725-003	** PAD - Jack	1	
115	410-047	** SCREW - (MS24694-S60)	2	
120	95070-008	* TANK ASSY - Outboard - Left (SEE FIG. 61 FOR BKDN)	1	

- ITEM NOT ILLUSTRATED

When ordering, always specify Part Number, Description, and Serial Number of Aircraft

PIPER AIRCRAFT, INC.
PA-34-220T
AIRPLANE PARTS CATALOG

Figure and Index Number	Part Number	Nomenclature	No. Req.	Serial Numbers Affected
2-				
-120A	95070-009	* TANK ASSY - Outboard - Right (SEE FIG. 61 FOR BKDN)	1	
125	95071-008	* TANK ASSY - Inboard - Left (SEE FIG. 61 FOR BKDN)	1	
-125A	95071-009	* TANK ASSY - Inboard - Right (SEE FIG. 61 FOR BKDN)	1	
130	37283-000	* AILERON - Left (SEE FIG. 5 FOR BKDN)	1	
-130A	37283-001	* AILERON - Right (SEE FIG. 5 FOR BKDN)	1	
135	37773-006	* FLAP ASSY - Left (SEE FIG. 6 FOR BKDN)	1	
-135A	37773-005	* FLAP ASSY - Right (SEE FIG. 6 FOR BKDN)	1	
140	36761-020	* TIP ASSY - Without Landing Light - Left (SEE NOTE 4)	1	3447001 thru 3447029
-140A	36761-021	* TIP ASSY - Without Landing Light - Right (SEE NOTE 4)	1	3447001 thru 3447029
-140B	36761-024	* TIP ASSY - With Landing Light - Left (SEE NOTE 4)	1	3447001 thru 3447029
-140C	36761-025	* TIP ASSY - With Landing Light - Right (SEE NOTE 4)	1	3447001 thru 3447029
-140D	36761-028	* TIP ASSY - Left (SEE NOTE 4)	1	3449001 and up
-140E	36761-029	* TIP ASSY - Right (SEE NOTE 4)	1	3449001 and up
-145	DELETED			
-150	DELETED			
155	78022-014	** STIFFENER - Upper - Left	1	
-155A	78022-015	** STIFFENER - Upper - Right	1	
160	78022-020	** STIFFENER - Lower - Left	1	
-160A	78022-023	** STIFFENER - Lower - Right	1	
165	87752-002	* SHIELD - Landing Light - Left	1	3449001 and up
-165A	87752-003	* SHIELD - Landing Light - Right	1	3449001 and up
-170	87722-002	* CHANNEL - Gang - Forward	1	
-170A	87722-003	* CHANNEL - Gang - Aft	1	
175	67996-002	* COVER - Hatch	2	
175A	67996-008	* COVER - Hatch (SEE NOTE 2)	1	
180	587-674	** STUD - Camloc	15	
-180A	487-689	** STUD - Camloc	11	
-180B	487-684	** STUD - Camloc	8	
-180C	587-681	** STUD - Camloc (1126000-4)	4	
-180D	487-707	** STUD - Camloc (1126000-6)	2	
-180E	587-763	** STUD - Camloc (1126000-5)	2	
-180F	463-416	** GROMMET	34	
-180G	484-755	** SNAP RING	34	
-180H	587-674	** STUD - Camloc (SEE NOTE 2)	20	
-180J	487-684	** STUD - Camloc (SEE NOTE 2)	16	
-180K	487-689	** STUD - Camloc (SEE NOTE 2)	6	

- ITEM NOT ILLUSTRATED

When ordering, always specify Part Number, Description, and Serial Number of Aircraft

Revised: September 10, 2008

PIPER AIRCRAFT, INC.
PA-34-220T
AIRPLANE PARTS CATALOG

Figure and Index Number	Part Number	Nomenclature	No. Req.	Serial Numbers Affected
2-				
-180L	487-707	** STUD - Camloc (1126000-6) (SEE NOTE 2)	4	
-180M	587-579	** STUD - Camloc (SEE NOTE 2)	4	
-180N	463-416	** GROMMET (SEE NOTE 2)	42	
-180P	484-755	** SNAP RING (SEE NOTE 2)	42	
185	67723-000	* PLATE ASSY - Aft Wing Access - Left	1	
-185A	67723-001	* PLATE ASSY - Aft Wing Access - Right	1	
190	65773-003	** MOULDING - Plate	1	
195	67164-000	* COVER - Cylinder Access - Left	1	
-195A	67164-001	* COVER - Cylinder Access - Right	1	
200	96381-002	* COVER - Inspection - Lower Wing	2	
205	96926-000	* NUT ASSY - Channel (7.0 ins.) (17.78 cm)	7	
-205A	406-942	* CHANNEL (17.0 ins.) (48.18 cm)	7	
210	63900-020	* BUSHING	2	
215	63900-019	* BUSHING	6	
220	62109-000	* COVER - Wing Inspection - Left	5	
-220A	62109-000	* COVER - Wing Inspection - Right	4	
225	95633-000	* COVER - Main Spar	1	
-225A	415-309	* SCREW - (MS27039-0809)	3	3447001 thru 3447029; 3449001 thru 3449041 3449042 and up
-225B	415-308	* SCREW - (MS27039-0808)	3	
230	406-927	* CHANNEL - (27.84 ins.) (70.71cm)	4	
235	401-269	* BOLT - (AN3-10L)	6	
-235A	690-612	* WASHER - (NAS1149F0363P)	12	
-235B	404-526	* NUT - (MS21042-3)	6	
240	400-444	* BOLT - (AN3-13A)	2	
240A	690-612	* WASHER - (NAS1149F0363P)	2	
240B	404-526	* NUT - (MS21042-3)	2	
-245	419-920	* SCREW (8X1/2L) Type B - Left Wing	56	
-245A	419-920	* SCREW (8X1/2L) Type B - Right Wing	49	
250	37795-002	* VENT ASSY - Fuel Tank Cover	1	
255	415-309	* SCREW - (MS27039-809)	22	
260	415-312	* SCREW - (MS27039-812)	60	
265	415-378	* SCREW - (MS51957-45)	40	
-265A	690-651	* WASHER - (NAS1149CN832R)	40	
270	401-270	* SCREW - (AN3-11A)	6	
270A	690-612	* WASHER - (NAS1149F0363P)	6	
270B	404-526	* NUT - (MS21042-3)	6	
275	404-138	* ANCHOR NUT - (MS21061L08)	8	
280	406-418	* NUT - (NAS395-18-1) (USED ON LEFT WING ONLY)	16	
283A	410-054	* SCREW - (MS24694-C5)	26	
283B	598-395	* WASHER	26	
285	37335-002	FAIRING ASSY - Inboard Leading Edge - Left	1	
-285A	37335-003	FAIRING ASSY - Inboard Leading Edge - Right	1	
285B	414-762	SCREW - (MS24693-S51), left	11	
285B	414-783	SCREW - (MS24693-C51), right	11	
285C	494-101	WASHER, left	11	
285C	598-395	WASHER, right	11	
290	37335-010	FAIRING ASSY - Nacelle, Inboard - Left	1	
-290A	37335-009	FAIRING ASSY - Nacelle, Inboard - Right	1	

- ITEM NOT ILLUSTRATED

When ordering, always specify Part Number, Description, and Serial Number of Aircraft

PIPER AIRCRAFT, INC.
PA-34-220T
AIRPLANE PARTS CATALOG

Figure and Index Number	Part Number	Nomenclature	No. Req.	Serial Numbers Affected
2-				
-290B	37329-006	FAIRING ASSY - Nacelle, Outboard - Left	1	
-290C	37329-007	FAIRING ASSY - Nacelle, Outboard - Right	1	
295	37329-014	FAIRING ASSY - Outboard Leading Edge - Left	1	
-295A	37329-013	FAIRING ASSY - Outboard Leading Edge - Right	1	
300	65773-002	MOULDING - Wing	2	
305	402-909	BOLT - (NAS464-P6LA17)	8	
-305A	407-567	WASHER - (AN960-616)	8	
-305B	96352-003	WASHER	8	
-305C	404-532	NUT - (MS21042-6)	8	
310	402-910	BOLT - (NAS464-P6LA20)	12	
-310A	407-587	WASHER - (AN960-616L)	12	
-310B	407-567	WASHER - (AN960-616)	12	
-310C	404-532	NUT - (MS21042-6)	12	
315	402-903	BOLT - (NAS464-P5LA20)	4	
-315A	690-619	WASHER - (NAS1149F0532P)	4	
-315B	690-628	WASHER - (NAS1149F0563P)	4	
-315C	404-531	NUT - (MS21042-5)	4	
320	402-911	BOLT - (NAS464-P6LA21)	4	
-320A	407-587	WASHER - (AN960-616L)	4	
-320B	96352-003	WASHER	4	
-320C	404-532	NUT - (MS21042-6)	4	
325	402-910	BOLT - (NAS464-P6LA20)	4	
-325A	407-587	WASHER - (AN960-616L)	4	
-325B	96352-003	WASHER	4	
-325C	404-532	NUT - (MS21042-6)	4	
330	402-914	BOLT - (NAS464-P5LA15)	2	
330A	609-619	WASHER - (NAS1149F0532P)	2	
330B	690-628	WASHER - (NAS1149F0563P)	2	
330C	404-531	NUT - (MS21042-5)	2	
335	402-915	BOLT - (NAS464-P6LA6)	2	
		(Reference Piper Service Letter #1087, - latest revision.)		
-335A	690-620	WASHER - (NAS1149F0632P)	AR	
-335B	690-629	WASHER - (NAS1149F0663P)	AR	
-335C	404-532	NUT - (MS21042-6)	2	
340	402-909	BOLT - (NAS464-P6LA17)	2	
-340A	407-567	WASHER - (AN960-616)	6	
-340B	404-532	NUT - (MS21042-6)	2	
345	63942-000	COVER - Wing Bolt - Left	1	
-345A	63942-001	COVER - Wing Bolt - Right	1	
350	402-907	BOLT - (NAS464-P6LA15)	8	
-350A	407-567	WASHER - (AN960-616)	24	
-350B	404-532	NUT - (MS21042-6)	8	
355	402-908	BOLT - (NAS464-P6LA16)	2	
-355A	407-587	WASHER - (AN960-616L)	2	
-355B	96352-003	WASHER	2	
-355C	404-532	NUT - (MS21042-6)	2	
-360	763-849	KIT - Pressure Sensitive Wing Walk Installation (SEE NOTE 3)	1	
365	494-719	* WING WALK - Safety, Wing - Right (79174-002)	1	
370	494-720	* WING WALK - Safety, Flap (79174-004)	1	
375	78046-000	* RETAINER - Wing Walk	1	
380	179-872	SAFETY WALK COMPOUND - Black (1 quart (0.9 liter) can)	1	
385	87341-004	PLACARD - No Step	REF	
390	35664-002	PLACARD - Flap Warning	REF	

- ITEM NOT ILLUSTRATED

When ordering, always specify Part Number, Description, and Serial Number of Aircraft

Revised: September 10, 2008

PIPER AIRCRAFT, INC.
PA-34-220T
AIRPLANE PARTS CATALOG

Figure and Index Number	Part Number	Nomenclature	No. Req.	Serial Numbers Affected
2-				
395	65721-000	SEAL ASSY	4	
400	419-922	SCREW - (8X3/8L) Type B	6	

NOTES:

1. SEE FIGURE 31, ITEMS 130 THRU 195 FOR FURTHER BREAKDOWN.
2. USED IF AIR CONDITIONING IS INSTALLED.
3. ORDER COMPLETE KIT TO REPLACE SAFETY WALK COMPOUND ON WINGS.
4. SEE FIGURES 92 AND 93 FOR LIGHTING COMPONENTS.
5. REQUIRED FOR ENTEGRA EQUIPPED AIRCRAFT WITH A/C AND WITHOUT DE-ICE.
6. REQUIRED FOR ENTEGRA EQUIPPED AIRCRAFT WITHOUT A/C AND DE-ICE.

- ITEM NOT ILLUSTRATED

When ordering, always specify Part Number, Description, and Serial Number of Aircraft

Revised: September 10, 2008

**PIPER AIRCRAFT, INC.
PA-34-220T
AIRPLANE PARTS CATALOG**

THIS PAGE INTENTIONALLY LEFT BLANK

PIPER AIRCRAFT, INC.
PA-34-220T
AIRPLANE PARTS CATALOG

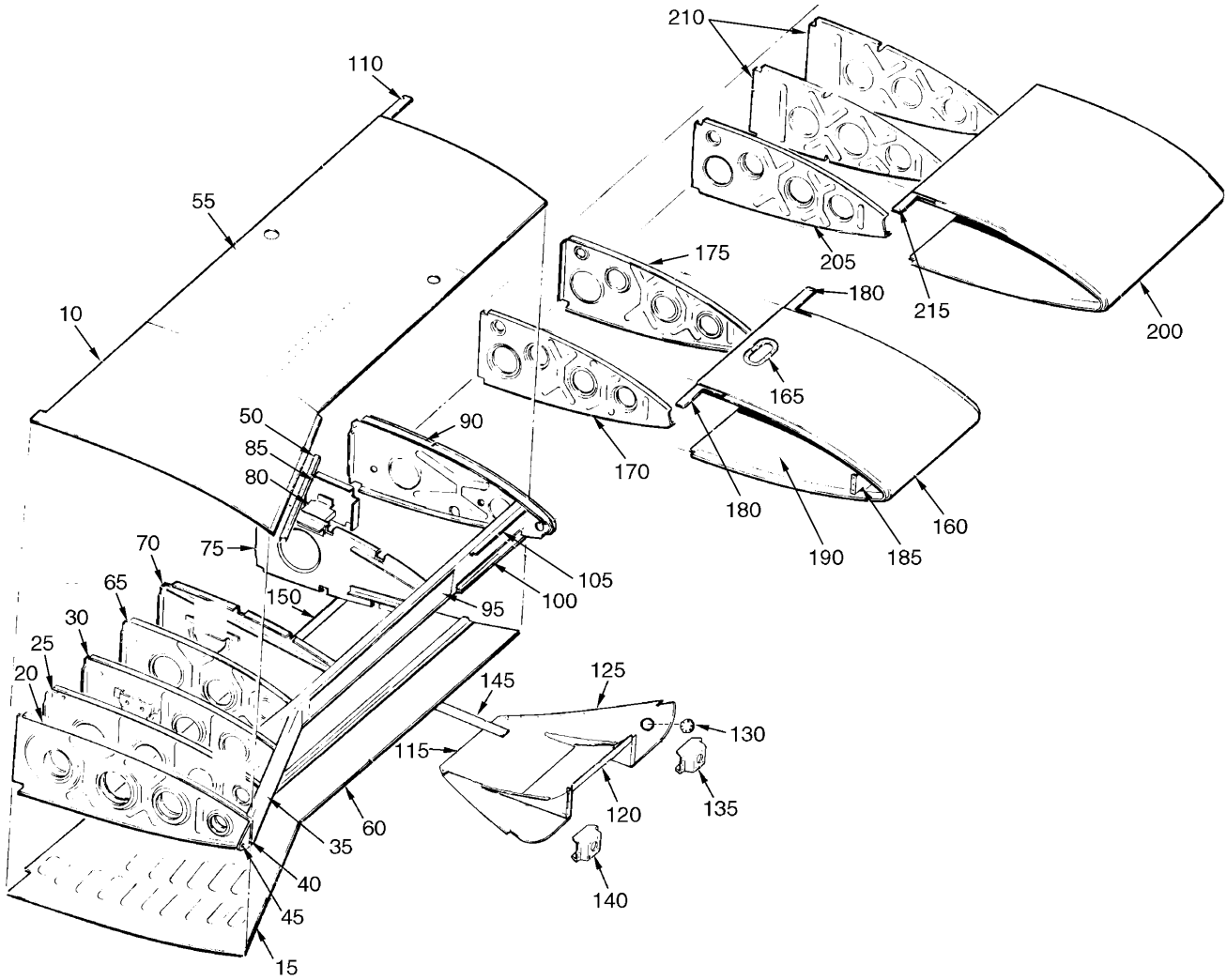


Figure 3. Wing Leading Edge Assembly

PIPER AIRCRAFT, INC.
PA-34-220T
AIRPLANE PARTS CATALOG

Figure and Index Number	Part Number	Nomenclature	No. Req.	Serial Numbers Affected
3	37021 37023 37770	DRAWING - Leading Edge Assembly - Inboard DRAWING - Leading Edge Assembly - Outboard DRAWING - Leading Edge Assembly - Intertank		
-1	37021-002	WING ASSY - LEADING EDGE - INBOARD - Left (SEE FIG. 2 FOR NHA)	REF	3447001 thru 3447029
-1A	37021-003	WING ASSY - LEADING EDGE - INBOARD - Right (SEE FIG. 2 FOR NHA)	REF	3447001 thru 3447029
-1B	37021-004	WING ASSY - LEADING EDGE - INBOARD - Left (SEE FIG. 2 FOR NHA)	REF	3449001 and up
-1C	37021-005	WING ASSY - LEADING EDGE - INBOARD - Right (SEE FIG. 2 FOR NHA)	REF	3449001 and up
-5	95020-004	* WING ROOT ASSY - Left	1	3447001 thru 3447029
-5A	95020-005	* WING ROOT ASSY - Right	1	3447001 thru 3447029
-5B	95020-006	* WING ROOT ASSY - Left	1	3449001 and up
-5C	95020-007	* WING ROOT ASSY - Right	1	3449001 and up
10	95095-000	** SKIN ASSY - Leading Edge Root - Upper Left	1	3447001 thru 3447029
-10A	95095-001	** SKIN ASSY - Leading Edge Root - Upper Right	1	3447001 thru 3447029
-10B	95095-004	** SKIN ASSY - Leading Edge Root - Upper Left	1	3449001 and up
-10C	95095-005	** SKIN ASSY - Leading Edge Root - Upper Right	1	3449001 and up
15	95098-000	** SKIN ASSY - Leading Edge Root - Lower Left	1	3447001 thru 3447029
-15A	95098-001	** SKIN ASSY - Leading Edge Root - Lower Right	1	3447001 thru 3447029
-15B	95098-004	** SKIN ASSY - Leading Edge Root - Lower Left	1	3449001 and up
-15C	95098-005	** SKIN ASSY - Leading Edge Root - Lower Right	1	3449001 and up
20	95640-000	** RIB ASSY - Leading Edge Root, W.S. 24.24 - Left	1	3447001 thru 3447029
-20A	95640-001	** RIB ASSY - Leading Edge Root, W.S. 24.24 - Right	1	3447001 thru 3447029
-20B	95640-002	** RIB ASSY - Leading Edge Root, W.S. 24.24 - Left	1	3449001 and up
-20C	95640-003	** RIB ASSY - Leading Edge Root, W.S. 24.24 - Right	1	3449001 and up
25	95383-000	** RIB ASSY - Leading Edge Root, W.S. 32.15 - Left	1	
-25A	95383-001	** RIB ASSY - Leading Edge Root, W.S. 32.15 - Right	1	
30	95382-000	** RIB ASSY - Leading Edge Root, W.S. 41.00 - Left	1	
-30A	95382-001	** RIB ASSY - Leading Edge Root, W.S. 41.00 - Right	1	
35	95022-002	** SPAR ASSY - Leading Edge Root - Left	1	
-35A	95022-003	** SPAR ASSY - Leading Edge Root - Right	1	
40	95033-000	** FITTING ASSY - Leading Edge Root Spar - Left	1	
-40A	95033-001	** FITTING ASSY - Leading Edge Root Spar - Right	1	
45	95061-004	*** BUSHING - Spar Fitting	1	
50	406-618	* CHANNEL - Gang (NAS688P20-11)	1	
55	37402-000	* SKIN ASSY - Leading Edge, Upper Inboard - Left	1	
-55A	37402-001	* SKIN ASSY - Leading Edge, Upper Inboard - Right	1	
60	87225-002	* SKIN ASSY - Leading Edge, Lower Inboard - Left	1	
-60A	87225-003	* SKIN ASSY - Leading Edge, Lower Inboard - Right	1	
65	95028-000	* RIB - Leading Edge Inboard, W.S. 50.05 - Left	1	3447001 thru 3447029
-65A	95028-001	* RIB - Leading Edge Inboard, W.S. 50.05 - Right	1	3447001 thru 3447029
-65B	95028-002	* RIB - Leading Edge Inboard, W.S. 50.05 - Left	1	3449001 and up
-65C	95028-003	* RIB - Leading Edge Inboard, W.S. 50.05 - Right	1	3449001 and up
70	37448-000	* RIB ASSY - Leading Edge Inboard, W.S. 60.12 - Left	1	
-70A	37448-001	* RIB ASSY - Leading Edge Inboard, W.S. 60.12 - Right	1	
75	37449-002	* RIB ASSY - Leading Edge Inboard, W.S. 82.92 - Left	1	
-75A	37449-003	* RIB ASSY - Leading Edge Inboard, W.S. 82.92 - Right	1	
80	39416-002	* BRACKET ASSY - Fuel Selector Valve - Left	1	
-80A	39416-003	* BRACKET ASSY - Fuel Selector Valve - Right	1	
85	87223-002	* RIB ASSY - Fuel Selector Valve Support, W.S. 93.98 - Left	1	
-85A	87223-003	* RIB ASSY - Fuel Selector Valve Support, W.S. 93.98 - Right	1	

- ITEM NOT ILLUSTRATED

When ordering, always specify Part Number, Description, and Serial Number of Aircraft

Reissued: December 10, 2006

PIPER AIRCRAFT, INC.
PA-34-220T
AIRPLANE PARTS CATALOG

Figure and Index Number	Part Number	Nomenclature	No. Req.	Serial Numbers Affected
3-				
90	87721-002	* RIB ASSY - Leading Edge Inboard, W.S. 107.19 - Left		
-90A	87721-003	* RIB ASSY - Leading Edge Inboard, W.S. 107.19 - Right	1	
95	37445-002	* SPAR ASSY - Leading Edge Inboard - Left	1	
-95A	37445-003	* SPAR ASSY - Leading Edge Inboard - Right	1	
100	37394-000	** SUPPORT ASSY - Outboard Fairing - Lower	1	
105	95697-006	* SUPPORT ASSY - Outboard Fairing - Upper	1	
-105A	95697-007	* SUPPORT ASSY - Outboard Fairing - Upper	1	
110	96844-002	* SPACER - Wing	2	
115	37360-000	* SHROUD - Aft Cowl Flap - Left	1	
-115A	37360-001	* SHROUD - Aft Cowl Flap - Right	1	
120	37172-000	* SHROUD ASSY - Forward Cowl Flap - Left	1	
-120A	37172-001	* SHROUD ASSY - Forward Cowl Flap - Right	1	
125	37359-002	* FAIRING - Right Wing Outboard; Left Wing Inboard	2	
-125A	37359-003	* FAIRING - Left Wing Outboard; Right Wing Inboard	2	
130	690-819	* PLUG	2	
135	37437-000	* FITTING ASSY - Engine Mount - Lower Outboard - Left	1	
-135A	37437-001	* FITTING ASSY - Engine Mount - Lower Outboard - Right	1	
140	37442-000	* FITTING ASSY - Engine Mount - Lower Inboard - Left	1	
-140A	37442-001	* FITTING ASSY - Engine Mount - Lower Inboard - Right	1	
145	78624-002	* STRAP - Leading Edge Assy, W.S. 69.24	2	
150	37394-000	* SUPPORT ASSY	1	
-155	37770-002	WING ASSY - LEADING EDGE - INTERTANK - Left (SEE FIG. 2 FOR NHA)	REF	
-155A	37770-003	WING ASSY - LEADING EDGE - INTERTANK - Right (SEE FIG. 2 FOR NHA)	REF	
160	37766-002	* SKIN ASSY - Intertank - Left	1	
-160A	37766-003	* SKIN ASSY - Intertank - Right	1	
165	37787-002	** DOUBLER - Access Hole	1	
170	95615-002	* RIB ASSY - Intertank, W.S. 138.94 - Left	1	
-170A	95615-006	* RIB ASSY - Intertank, W.S. 138.94 - Right	1	
175	95615-003	* RIB ASSY - Intertank, W.S. 161.43 - Left	1	
-175A	95615-007	* RIB ASSY - Intertank, W.S. 161.43 - Right	1	
180	96844-000	* SPACER - Wing	2	
185	37741-002	* SUPPORT - Bladder	1	
190	37774-002	* PAD - Lower Skin Fuel Cell Support - Forward	1	
-190A	37774-003	* PAD - Lower Skin Fuel Cell Support - Center	1	
-190B	37774-004	* PAD - Lower Skin Fuel Cell Support - Aft	1	
-195	37023-000	WING ASSY - LEADING EDGE - OUTBOARD - Left (SEE FIG. 2 FOR NHA)	REF	
-195A	37023-001	WING ASSY - LEADING EDGE - OUTBOARD - Right (SEE FIG. 2 FOR NHA)	REF	
200	37023-002	* SKIN - Leading Edge Outboard - Left	1	
-200A	37023-003	* SKIN - Leading Edge Outboard - Right	1	
205	95615-002	* RIB ASSY - Leading Edge Outboard, W.S. 193.18 - Left	1	
-205A	95615-003	* RIB ASSY - Leading Edge Outboard, W.S. 193.18 - Right	1	
210	62024-000	* RIB - Leading Edge Outboard	2	
-210A	62024-001	* RIB - Leading Edge Outboard	2	
215	96844-000	* SPACER - Wing	1	

- ITEM NOT ILLUSTRATED

When ordering, always specify Part Number, Description, and Serial Number of Aircraft

**PIPER AIRCRAFT, INC.
PA-34-220T
AIRPLANE PARTS CATALOG**

THIS PAGE INTENTIONALLY LEFT BLANK

PIPER AIRCRAFT, INC.
PA-34-220T
AIRPLANE PARTS CATALOG

Figure and Index Number	Part Number	Nomenclature	No. Req.	Serial Numbers Affected
4	37304	DRAWING - Trailing Edge Assembly		
-1	37304-008	WING ASSY - AFT - Left (SEE FIG. 2 FOR NHA)	REF	3447001 thru 3447029
-1A	37304-009	WING ASSY - AFT - Right (SEE FIG. 2 FOR NHA)	REF	3447001 thru 3447029
-1B	37304-010	WING ASSY - AFT - Left (SEE FIG. 2 FOR NHA)	REF	3449001 and up
-1C	37304-011	WING ASSY - AFT - Right (SEE FIG. 2 FOR NHA)	REF	3449001 and up
5	95636-000	* RIB - Aft, W.S. 24.24 - Left	1	
-5A	95636-001	* RIB - Aft, W.S. 24.24 - Right	1	
10	78475-008	* RIB ASSY - Aft, W.S. 49.25 - Left (SEE NOTE 3)	1	
-10A	78475-009	* RIB ASSY - Aft, W.S. 49.25 - Right (SEE NOTE 3)	1	
-10B	767-397	* KIT - RIB FLANGE REPAIR - L.H. - W.S.49.25 (SEE NOTE 3)	1	3447001 thru 3447029 3449001 thru 3449323
-10C	767-398	* KIT - RIB FLANGE REPAIR - R.H. - W.S.49.25 (SEE NOTE 3)	1	3447001 thru 3447029 3449001 thru 3449323
15	87251-002	* RIB ASSY - Aft, W.S. 69.24 - Left	1	
-15A	87251-003	* RIB ASSY - Aft, W.S. 69.24 - Right	1	
20	95666-000	** BRACKET ASSY - Pulley - Left	1	
-20A	95666-001	** BRACKET ASSY - Pulley - Right	1	
25	37389-004	* RIB - Aft, W.S. 82.92 - Left	1	
-25A	37389-005	* RIB - Aft, W.S. 82.92 - Right	1	
30	37353-000	* RIB - Aft, W.S. 106.19 - Left	1	3447001 thru 3447029
-30A	37353-001	* RIB - Aft, W.S. 106.19 - Right	1	3447001 thru 3447029
-30B	37353-002	* RIB - Aft, W.S. 106.19 - Left	1	3449001 and up
-30C	37353-003	* RIB - Aft, W.S. 106.19 - Right	1	3449001 and up
35	37433-000	* RIB - Aft, W.S. 124.68 - Left	1	3447001 thru 3447029
-35A	37433-001	* RIB - Aft, W.S. 124.68 - Right	1	3447001 thru 3447029
-35B	37433-002	* RIB - Aft, W.S. 124.68 - Left	1	3449001 and up
-35C	37433-003	* RIB - Aft, W.S. 124.68 - Right	1	3449001 and up
40	37352-000	* RIB - Aft, W.S. 143.17 - Left	1	3447001 thru 3447029
-40A	37352-001	* RIB - Aft, W.S. 143.17 - Right	1	3447001 thru 3447029
-40B	37352-004	* RIB - Aft, W.S. 143.17 - Left	1	3449001 and up
-40C	37352-003	* RIB - Aft, W.S. 143.17 - Right	1	3449001 and up
45	37314-000	* RIB - Aft, W.S. 145.28 - Left	1	
-45A	37314-001	* RIB - Aft, W.S. 145.28 - Right	1	
50	37388-000	* RIB - Aft, W.S. 164.72 - Left	1	3447001 thru 3447029
-50A	37388-001	* RIB - Aft, W.S. 164.72 - Right	1	3447001 thru 3447029
-50B	37388-002	* RIB - Aft, W.S. 164.72 - Left	1	3449001 and up
-50C	37388-003	* RIB - Aft, W.S. 164.72 - Right	1	3449001 and up
55	37319-000	* RIB ASSY - Aft, W.S. 183.98 - Left	1	
-55A	37319-001	* RIB ASSY - Aft, W.S. 183.98 - Right	1	
60	66598-000	* RIB - Aft, W.S. 208.33 - Left	1	
-60A	66598-001	* RIB - Aft, W.S. 208.33 - Right	1	
65	37451-000	* RIB - Aft, W.S. 221.49 - Left	1	
-65A	37451-001	* RIB - Aft, W.S. 221.49 - Right	1	
-70	95656-004	* SKIN ASSY - Aft Upper Inboard - Left	1	
-70A	95656-005	* SKIN ASSY - Aft Upper Inboard - Right	1	
75	78622-000	** SKIN - Aft Upper Inboard - Left	1	
-75A	78622-001	** SKIN - Aft Upper Inboard - Right	1	
80	67677-002	** BRACKET - Pulley - Left	1	
-80A	67677-003	** BRACKET - Pulley - Right	1	

- ITEM NOT ILLUSTRATED

When ordering, always specify Part Number, Description, and Serial Number of Aircraft

Revised: September 10, 2008

PIPER AIRCRAFT, INC.
PA-34-220T
AIRPLANE PARTS CATALOG

Figure and Index Number	Part Number	Nomenclature	No. Req.	Serial Numbers Affected
4-				
85	96459-000	** BRACKET ASSY - Pulley - Left	1	
-85A	96459-001	** BRACKET ASSY - Pulley - Right	1	
90	67670-000	** COVER - Control Cable - Left	1	
-90A	67670-001	** COVER - Control Cable - Right	1	
95	67694-000	** WEB - Wheel Well - Left and Right	2	
100	67687-000	** ANGLE - Wheel Well - Left	1	
-100A	67687-001	** ANGLE - Wheel Well - Right	1	
105	67673-000	** PAN - Wheel Well	1	
110	39433-002	** ZEE ASSY - Wheel Well - Left	1	
-110A	39433-003	** ZEE ASSY - Wheel Well - Right	1	
115	95623-005	* SKIN ASSY - Aft Upper Center - Left	1	
-115A	95623-006	* SKIN ASSY - Aft Upper Center - Right	1	
120	37305-000	* SKIN ASSY - Aft Upper Outboard - Left	1	
-120A	37305-001	* SKIN ASSY - Aft Upper Outboard - Right	1	
125	78615-004	* SKIN ASSY - Aft Lower Inboard - Left	1	
-125A	78615-005	* SKIN ASSY - Aft Lower Inboard - Right	1	
130	67095-000	** HINGE HALF - MLG Door - Left	1	
-130A	67095-001	** HINGE HALF - MLG Door - Right	1	
135	36718-002	** BRACKET - MLG Up Switch - Left	1	
-135A	36718-003	** BRACKET - MLG Up Switch - Right	1	
140	78619-000	* SKIN ASSY - Aft Lower Center Inboard - Left	1	
-140A	78619-001	* SKIN ASSY - Aft Lower Center Inboard - Right	1	
145	95621-005	* SKIN ASSY - Aft Lower Center Outboard - Left	1	
-145A	95621-006	* SKIN ASSY - Aft Lower Center Outboard - Right	1	
150	37309-000	* SKIN ASSY - Aft Lower Outboard - Left	1	3447001 thru 3447029
-150A	37309-004	* SKIN ASSY - Aft Lower Outboard - Left	1	3449001 and up
-150A	37309-008	* SKIN ASSY - Aft Lower Outboard - Left (SEE NOTE 1)	1	3449001 and up
-150B	37309-001	* SKIN ASSY - Aft Lower Outboard - Right	1	
-150B	37309-009	* SKIN ASSY - Aft Lower Outboard - Right (SEE NOTE 2)	1	3449001 and up
-155	37315-000	* SPAR ASSY - Aft - Left	1	
-155A	37315-001	* SPAR ASSY - Aft - Right	1	
160	95627-002	** SPAR - Aft Inboard - Left and Right	1	
165	37316-000	** SPAR - Aft Outboard - Left	1	
-165A	37316-001	** SPAR - Aft Outboard - Right	1	
170	37318-000	** DOUBLER - Aft Spar - Forward	1	
175	37317-000	** DOUBLER - Aft Spar - Rear	1	
180	37191-000	** DOUBLER - Aft Spar W.S. 182.50 - Left	1	
-180A	37191-001	** DOUBLER - Aft Spar W.S. 182.50 - Right	1	
185	66762-000	** PLATE - Aft Spar	1	
-190	37027-004	* SPAR ASSY - Main - Left	1	3447001 thru 3447029
-190A	37027-005	* SPAR ASSY - Main - Right	1	3447001 thru 3447029
-190B	37027-006	* SPAR ASSY - Main - Left	1	3449001 and up
-190C	37027-007	* SPAR ASSY - Main - Right	1	3449001 and up
195	66529-000	** CHANNEL - Gang	1	
200	37102-000	** SPAR - Main Outboard - Left	1	
-200A	37102-001	** SPAR - Main Outboard - Right	1	
205	95603-000	** SPAR - Main Inboard - Left	1	
-205A	95603-001	** SPAR - Main Inboard - Right	1	
210	96371-000	** SPACER - Main Spar	2	3447001 thru 3447029
-210A	96371-002	** SPACER - Main Spar	2	3449001 and up
215	39443-002	** ANGLE - Lower Forward - Left	1	
-215A	39443-003	** ANGLE - Lower Forward - Right	1	

- ITEM NOT ILLUSTRATED

When ordering, always specify Part Number, Description, and Serial Number of Aircraft

PIPER AIRCRAFT, INC.
PA-34-220T
AIRPLANE PARTS CATALOG

Figure and Index Number	Part Number	Nomenclature	No. Req.	Serial Numbers Affected
4-				
220	39444-002	** ANGLE - Lower Aft - Left	1	
-220A	39444-003	** ANGLE - Lower Aft - Right	1	
225	39445-002	** ANGLE - Upper Forward - Left	1	
-225A	39445-003	** ANGLE - Upper Forward - Right	1	
230	95626-000	** DOUBLER - Forward - Left	1	
-230A	95626-001	** DOUBLER - Aft - Left	1	
-230B	95626-001	** DOUBLER - Forward - Right	1	
-230C	95626-000	** DOUBLER - Aft - Right	1	
235	96308-000	* BRACKET - Wheel Well - Left	1	
-235A	96308-001	* BRACKET - Wheel Well - Right	1	
240	78309-000	* SUPPORT - Hydraulic Lines - Left	1	
-240A	78309-001	* SUPPORT - Hydraulic Lines - Right	1	
245	62129-008	* STIFFENER - Inboard - Left	1	
-245A	62129-007	* STIFFENER - Inboard - Right	1	
250	37366-000	* STIFFENER - Center Inboard - Left	1	
-250A	37366-001	* STIFFENER - Center Inboard - Right	1	
255	37378-000	* STIFFENER - Center Outboard - Left	1	
-255A	37378-001	* STIFFENER - Center Outboard - Right	1	
260	37378-002	* STIFFENER - Outboard - Left	1	
-260A	37378-003	* STIFFENER - Outboard - Right	1	
265	37214-000	* HINGE - Aileron Fitting	1	
270	37362-000	* DOUBLER - Pitot Static Head - Left	1	
275	37364-000	* CHANNEL - Aft Wing	1	
280	63904-024	* HOSE - Plastic	2	
285	65898-000	* SUPPORT ASSY - Flap - Inboard - Left	1	
-285A	65898-001	* SUPPORT ASSY - Flap - Inboard - Right	1	
290	452-387	** BEARING	1	
295	65898-004	* SUPPORT ASSY - Flap	3	
300	452-387	** BEARING	1	
305	63078-034	* PAD - Bumper - Rubber (3 in x 3 in) (76.2 mm X 76.2mm)	2	
310	63078-035	* PAD - Bumper - Rubber (2 in x 2 in) (50.8 mm X 50.8mm)	1	
315	63955-009	* PULLEY ASSY	2	
320	63955-008	* PULLEY ASSY	1	
325	65003-047	* BUSHING	3	
330	424-543	* PIN - Cable Guard (NAS427K19)	2	
335	424-062	* PIN - Cable Guard (MS24665-289)	1	
340	401-315	* BOLT - (AN4-15A)	2	
345	401-316	* BOLT - (AN4H-15A)	1	
350	407-565	* WASHER - (AN960-416)	3	
-355	453-901	* GROMMET - (PS10064-1093-15)	10	
360	96625-000	* COVER - Inspection - Wheel Well Web	2	
365	419-920	* SCREW - (8 x 1/2 L.) Type "B"	18	
-365A	603-333	* NUT - (A1789-8Z1)	18	

NOTES:

1. TO BE USED ON AIRCRAFT EQUIPPED WITH AVIDYNE OR WITH DE-ICE.
2. TO BE USED ON AIRCRAFT EQUIPPED WITH DE-ICE.
3. REFERENCE PIPER SERVICE BULLETIN #1161, - LATEST REVISION.

- ITEM NOT ILLUSTRATED

When ordering, always specify Part Number, Description, and Serial Number of Aircraft

Revised: September 10, 2009

PIPER AIRCRAFT, INC.
PA-34-220T
AIRPLANE PARTS CATALOG

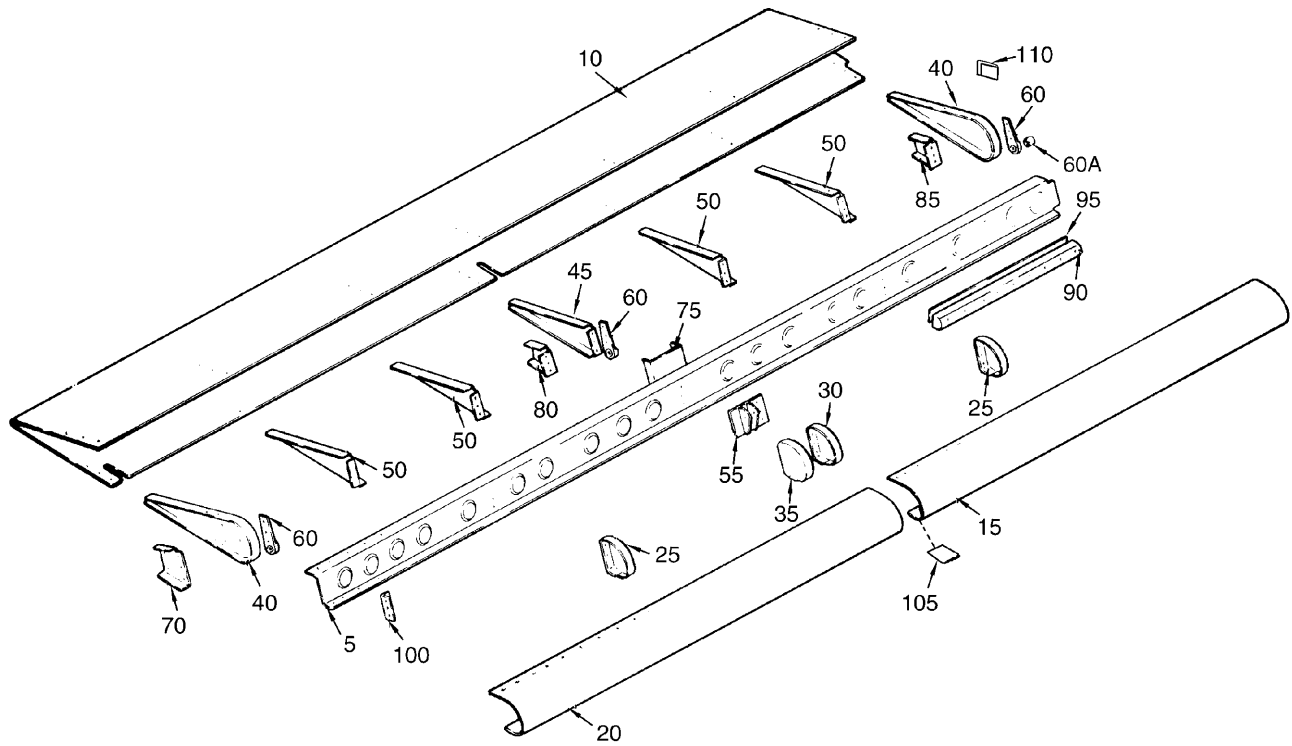


Figure 5. Aileron Assembly

Revised: June 10, 2007

PIPER AIRCRAFT, INC.
PA-34-220T
AIRPLANE PARTS CATALOG

Figure and Index Number	Part Number	Nomenclature	No. Req.	Serial Numbers Affected
5	37283 (J)	DRAWING - Aileron Assembly		
-1	37283-000	AILERON ASSY - Left (SEE FIG. 2 FOR NHA)	REF	
-1A	37283-001	AILERON ASSY - Right (SEE FIG. 2 FOR NHA)	REF	
5	37264-000	* SPAR - Aileron - Left	1	
-5A	37264-001	* SPAR - Aileron - Right	1	
10	37282-000	* SKIN - Aileron - Left	1	
-10A	37282-001	* SKIN - Aileron - Right	1	
15	37271-000	* SKIN - Aileron Nose - Outboard - Left	1	
-15A	37271-001	* SKIN - Aileron Nose - Outboard - Right	1	
20	37272-000	* SKIN - Aileron Nose - Inboard - Left	1	
-20A	37272-001	* SKIN - Aileron Nose - Inboard - Right	1	
25	37266-001	* RIB - Aileron Nose - W.S. 163.38, W.S. 202.725 - Left	2	
-25A	37266-000	* RIB - Aileron Nose - W.S. 163.38, W.S. 202.725 - Right	2	
30	37267-001	* RIB - Aileron Nose - W.S. 184.48 - Left	1	
-30A	37267-000	* RIB - Aileron Nose - W.S. 184.48 - Right	1	
35	37267-000	* RIB - Aileron Nose - W.S. 181.38 - Left	1	
-35A	37267-001	* RIB - Aileron Nose - W.S. 181.38 - Right	1	
40	37278-000	* RIB - Aileron - W.S. 145.365, W.S. 220.905 - Left	2	
-40A	37278-001	* RIB - Aileron - W.S. 145.365, W.S. 220.905 - Right	2	
45	37279-000	* RIB - Aileron - W.S. 183.391 - Left	1	
-45A	37279-001	* RIB - Aileron - W.S. 183.391 - Right	1	
50	37408-000	* RIB - Aileron - W.S. 158.04, 170.716, 195.919, 208.447 - Left	4	
-50A	37408-001	* RIB - Aileron - W.S. 158.04, 170.716, 195.919, 208.447 - Right	4	
55	37174-000	* FITTING - Aileron Actuator - Left	1	
-55A	37174-001	* FITTING - Aileron Actuator - Right	1	
-55B	410-035	* SCREW (MS24694-S53)	2	
-55C	404-526	* NUT (MS21042-3)	2	
-55D	690-612	* WASHER (NAS1149F0363P)	2	
60	37210-000	* FITTING ASSY - Aileron Hinge	3	
60A	452-584	** BEARING (PS10020-7-3)	1	
-60B	401-266	* BOLT (AN3-5A)	6	
-60C	404-526	* NUT (MS21042-3)	6	
-60D	690-612	* WASHER (NAS1149F0363P)	12	
70	37269-000	* DOUBLER - Aileron - Left	1	
-70A	37269-001	* DOUBLER - Aileron - Right	1	
75	37462-000	* DOUBLER - Aileron - Left and Right	1	
80	37268-002	* DOUBLER - Aileron - Left	1	
-80A	37268-003	* DOUBLER - Aileron - Right	1	
85	37268-000	* DOUBLER - Aileron - Left	1	
-85A	37268-001	* DOUBLER - Aileron - Right	1	
90	37281-000	* WEIGHT - Aileron Balance (5.50 lbs.) (2.49 kg)	1	
95	37280-000	* RETAINER ASSEMBLY - Balance Weight (17.0 ins.) (48.18 cm)	1	
-95A	415-514	* SCREW (MS35206-234)	9	
100	37277-000	* ANGLE - Aileron - Left and Right	1	
105	65434-008	* PLATE	1	
110	581-760	* PLATE - Part Number	1	

- ITEM NOT ILLUSTRATED

When ordering, always specify Part Number, Description, and Serial Number of Aircraft

Revised: June 10, 2007

PIPER AIRCRAFT, INC.
PA-34-220T
AIRPLANE PARTS CATALOG

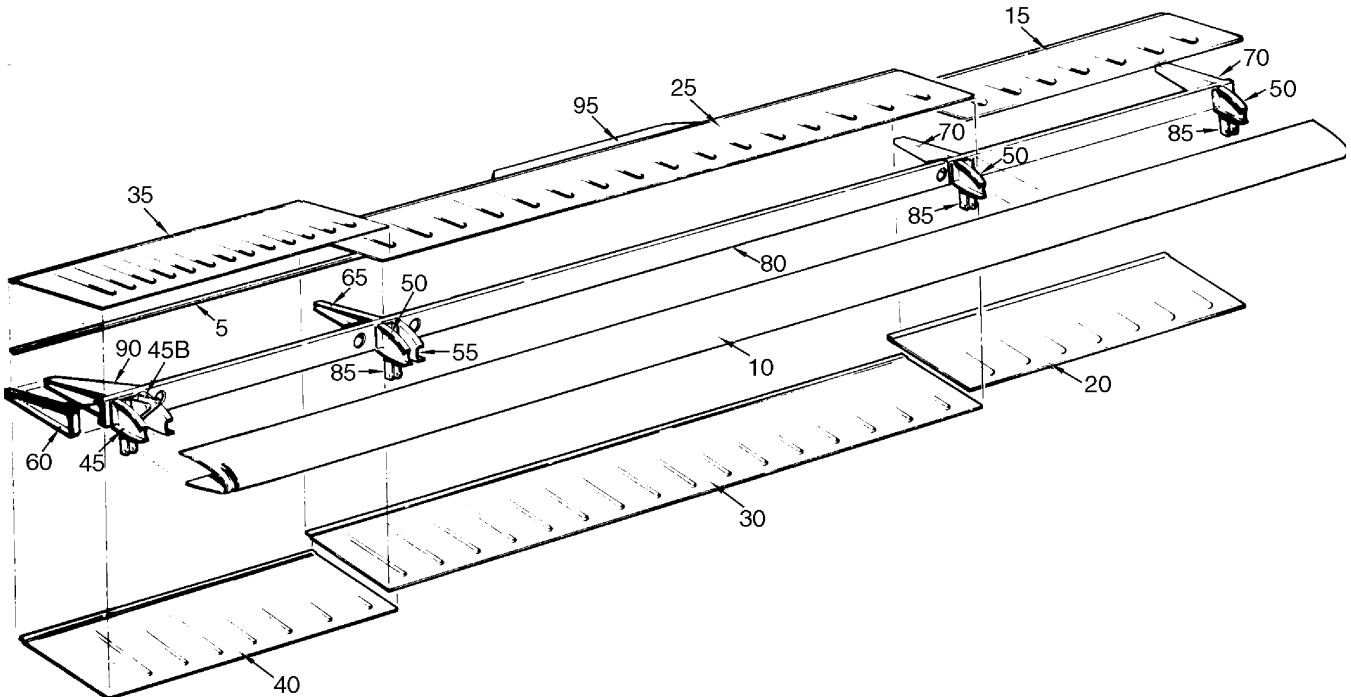


Figure 6. Flap Assembly

PIPER AIRCRAFT, INC.
PA-34-220T
AIRPLANE PARTS CATALOG

Figure and Index Number	Part Number	Nomenclature	No. Req.	Serial Numbers Affected
6	37773 (M)	DRAWING - Flap Assembly		
-1	37773-006	FLAP ASSY - Left (SEE FIG. 2 FOR NHA)	REF	
-1A	37773-005	FLAP ASSY - Right (SEE FIG. 2 FOR NHA)	REF	
5	37773-004	* BEAD - Flap - Trailing Edge	1	
10	65586-002	* SKIN - Flap Nose - Complete Length - Left	1	3447001 thru 3447029; 3449001 thru 3449062
-10A	65586-003	* SKIN - Flap Nose - Complete Length - Right	1	3447001 thru 3447029; 3449001 thru 3449062
-10B	65586-007	* SKIN - Flap Nose - Complete Length - Left	1	3449063 and up
-10C	65586-006	* SKIN - Flap Nose - Complete Length - Right	1	3449063 and up
15	95654-000	* SKIN - Flap - Upper Outboard - Left and Right	1	
20	95653-000	* SKIN - Flap - Lower Outboard - Left and Right	1	
25	65589-000	* SKIN - Flap - Upper Center - Left and Right	1	
30	65588-000	* SKIN - Flap - Lower Center - Left and Right	1	
35	65587-000	* SKIN - Flap - Upper Inboard - Left	1	
-35A	65590-003	* SKIN - Flap - Upper Inboard - Right	1	
40	65592-000	* SKIN - Flap - Lower Inboard - Left	1	
-40A	65592-001	* SKIN - Flap - Lower Inboard - Right	1	
45	62320-006	* RIB ASSY - Flap Nose - Left	1	
-45A	62320-007	* RIB ASSY - Flap Nose - Right	1	
45B	62324-000	** HINGE - Flap - Inboard - Left	1	
-45C	62324-001	** HINGE - Flap - Inboard - Right	1	
50	62328-000	* RIB - Flap Nose - Left	3	
-50A	62328-000	* RIB - Flap Nose - Right	1	
55	62328-001	* RIB - Flap Nose - Left	1	
-55A	62328-001	* RIB - Flap Nose - Right	3	
60	62331-000	* RIB - Flap - Aft Inboard - Left	1	
-60A	62331-001	* RIB - Flap - Aft Inboard - Right	1	
65	62332-002	* RIB - Flap - Aft Center - Left	1	
-65A	62332-000	* RIB - Flap - Aft Center - Right	1	
70	95660-002	* RIB - Flap - Aft Center and Outboard - Left	2	
-70A	95660-003	* RIB - Flap - Aft Center and Outboard - Right	2	
-75	—	* DELETED		
80	62327-002	* SPAR - Flap - Complete Length	1	
85	65899-000	* BRACKET - Flap Hinge	3	
90	62336-008	* DOUBLER ASSY - Left	1	
-90A	62336-006	* DOUBLER ASSY - Right	1	
95	87273-002	* TAB - Flap	2	

- ITEM NOT ILLUSTRATED

When ordering, always specify Part Number, Description, and Serial Number of Aircraft

Revised: September 10, 2009

**PIPER AIRCRAFT, INC.
PA-34-220T
AIRPLANE PARTS CATALOG**

THIS PAGE INTENTIONALLY LEFT BLANK

**PIPER AIRCRAFT, INC.
PA-34-220T
AIRPLANE PARTS CATALOG**

**SECTION II
FUSELAGE GROUP**

PIPER AIRCRAFT, INC.
PA-34-220T
AIRPLANE PARTS CATALOG

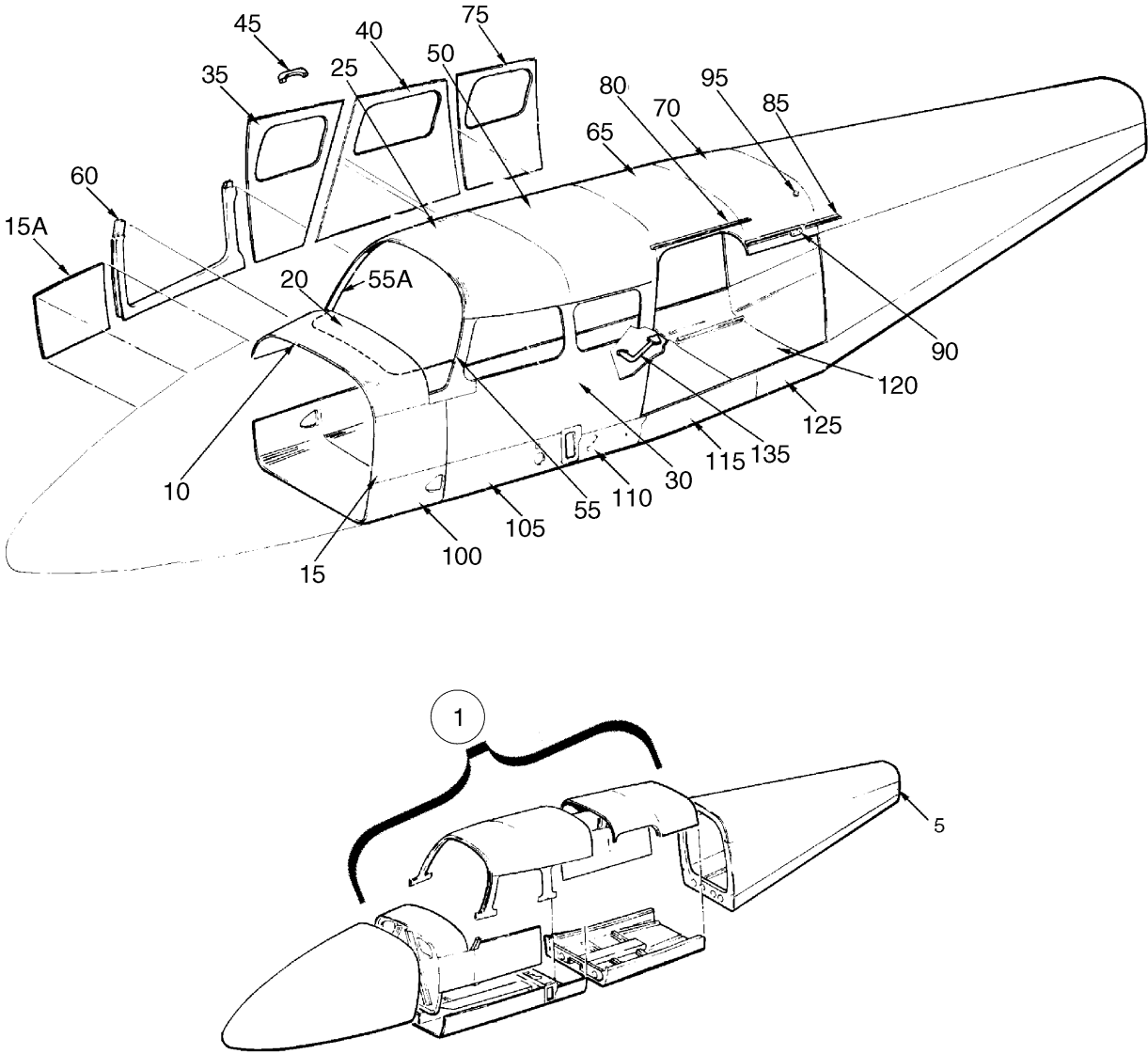


Figure 7. Fuselage Assembly - Complete

PIPER AIRCRAFT, INC.
PA-34-220T
AIRPLANE PARTS CATALOG

Figure and Index Number	Part Number	Nomenclature	No. Req.	Serial Numbers Affected
7	39530 100850 (BR)	DRAWING - Fuselage Assembly DRAWING - Fuselage Assembly		3447001 thru 3447029 3449001 and up
1	39530-005	FUSELAGE ASSY	1	3447001 thru 3447029
1	100850-002	FUSELAGE ASSY	1	3449001 thru 3449195
1	100850-003	FUSELAGE ASSY	1	3449196 thru 3449310; 3449312 and up (without Entegra)
1	100850-004	FUSELAGE ASSY	1	3449311, 3449323 and up (with Entegra)
5	95887-010	* AFT FUSELAGE ASSY (SEE FIG. 14 FOR BKDN)	REF	
10	39467-003	* SKIN - Cockpit - Upper Fwd	1	3447001 thru 3447029
10	39467-005	* SKIN - Cockpit - Upper Fwd	1	3449001 thru 3449160; 3449162 thru 3449195
10	39467-007	* SKIN - Cockpit - Upper Fwd	1	3449161, 3449196 and up
15	79563-002	* SKIN - Cockpit - Upper Fwd - Left	1	
15	79563-004	* SKIN - Cockpit - Upper Fwd - Right	1	
20	83369-004	* COVER - Cowl Deck	1	3449152 and up
20	83369-003	* COVER - Cowl Deck	1	3449001 thru 3449151
20	83369-002	* COVER - Cowl Deck	1	3447001 thru 3447029
25	69899-002	* SKIN - Upper Fwd	1	3449001 and up
25	69899-000	* SKIN - Upper Fwd	1	3447001 thru 3447029
30	85286-002	* SKIN - Cockpit - Center - Left	1	
35	85286-003	* SKIN - Cockpit - Fwd - Right	1	
40	85286-006	* SKIN - Cockpit - Center - Right	1	
45	481-772	* HANDLE	1	
50	69902-000	* SKIN - Upper Aft	1	
55	76255-002	* SKIN - Window Trim - Fwd - Left	1	3447001 thru 3447029
55	76255-008	* SKIN - Window Trim - Fwd - Left	1	3449001 and up
55A	79561-015	* SKIN - Window Trim - Fwd - Right	1	3447001 thru 3447029
55A	79561-035	* SKIN - Window Trim - Fwd - Right	1	3449001 thru 3449029
55A	79561-049	* SKIN - Window Trim - Fwd - Right	1	3449030 and up
60	87247-002	* LOWER PAN ASSY	1	
65	69903-000	* SKIN - Upper Fwd	1	
70	69904-000	* SKIN - Upper Aft	1	
75	85286-005	* SKIN - Cockpit Aft - Right	1	
80	69881-003	* GUTTER - Aft Cabin Door	1	3447021 thru 3447029; 3449001 and up
85	69881-002	* GUTTER - Cargo Door	1	3447021 thru 3447029; 3449001 and up
90	37939-003	* COVER ASSY - Cargo Door	1	
95	487-674	* STUD - Cargo Door Strap	1	
100	37737-000	* SKIN - Lower Fwd	1	
105	37738-000	* SKIN - Lower Center	1	3447001 thru 3447029; 3449001 thru 3449310, 3449312 thru 3449322, 3449324 thru 3449325
105	37738-002	* SKIN - Lower Center	1	3449311, 3449323 and up (with Entegra)
110	37739-000	* SKIN - Lower Aft	1	3447001 thru 3447029; 3449001 thru 3449310, 3449312 thru 3449322, 3449324 thru 3449325

- ITEM NOT ILLUSTRATED

When ordering, always specify Part Number, Description, and Serial Number of Aircraft

Revised: December 10, 2009

**PIPER AIRCRAFT, INC.
PA-34-220T
AIRPLANE PARTS CATALOG**

Figure and Index Number	Part Number	Nomenclature	No. Req.	Serial Numbers Affected
7-				
110	37739-002	* SKIN - Lower Aft	1	3449311, 3449323 and up (with Entegra)
-110A	62833-014	* WASHER - Rubber, left and right (Required when De-ice package is not installed.)	2	3449311, 3449323 and up (with Entegra)
115	69898-000	* SKIN - Lower Aft	1	
120	69897-002	* SKIN - Lower Aft	1	3449001 and up
120	69897-000	* SKIN - Lower Aft	1	3447001 thru 3447029
125	68602-000	* SKIN - Lower Aft - Left	1	3447001 thru 3447029
-125A	68602-001	* SKIN - Lower Aft - Right	1	
130	68602-002	* SKIN - Lower Aft - Left	1	3449001 and up
135	68014-000	* STEP ASSY	1	

- ITEM NOT ILLUSTRATED

When ordering, always specify Part Number, Description, and Serial Number of Aircraft

Revised: December 10, 2009

1B18

**PIPER AIRCRAFT, INC.
PA-34-220T
AIRPLANE PARTS CATALOG**

THIS PAGE INTENTIONALLY LEFT BLANK

PIPER AIRCRAFT, INC.
PA-34-220T
AIRPLANE PARTS CATALOG

Figure and Index Number	Part Number	Nomenclature	No. Req.	Serial Numbers Affected
8	39530 100850 (BL)	DRAWING - Fuselage Assy DRAWING - Fuselage Assy		3447001 thru 3447029 3449001 and up
1	89466-003	NOSE CONE ASSY - (with radar)	1	3447001 thru 3447029
1	89466-004	NOSE CONE ASSY	1	3449001 and up
1	89466-005	NOSE CONE ASSY - (with radar)	1	3449001 and up
1	89466-002	NOSE CONE ASSY	1	3447001 thru 3447029
-5	89467-002	* SHELL ASSY - Right	1	3447001 thru 3447029
-5A	96912-000	* SHELL ASSY - Left	1	3447001 thru 3447029; 3449001 and up
-5B	89467-004	* SHELL ASSY - Right	1	3449001 and up
-5C	89467-003	* SHELL ASSY - Right (with radar)	1	3447001 thru 3447029
-5D	96912-026	* SHELL ASSY - Left (with radar)	1	3447001 thru 3447029; 3449001 and up
-5E	89467-005	* SHELL ASSY - Right (with radar)	1	3449001 and up
10	89471-002	** PANEL - Battery Access	1	
15	95744-003	** HINGE HALF - Baggage Door	1	
20	36639-000	** BLOCK	1	
25	95744-004	* PIN-HINGE - Baggage Door	1	
30	96917-000	* DOOR ASSY - Baggage (SEE FIG. 18 FOR BKDN)	1	
35	96914-002	** DOUBLER ASSY	1	
40	96906-000	** ZEE ASSY	1	
45	96928-000	** LOOP ASSY	1	
50	37914-002	* RADOME - (with radar)	1	
55	95707-000	* DOOR ASSY - NLG - Left	1	
60	95707-001	* DOOR ASSY - NLG - Right	1	
65	95767-000	** CHANNEL	1	
-65A	415-319	** SCREW - (MS27039-1-09)	4	
-65B	690-609	** WASHER - (NAS1149F0332P)	4	
70	95769-004	** HINGE HALF	1	
75	95769-002	* HINGE HALF - NLG - Left	1	
80	95769-003	* HINGE HALF - NLG - Right	1	
85	95769-005	* PIN-HINGE - NLG Door	2	
90	42513-005	* DOOR ASSY - External Power	1	3447001 thru 3447029
-95	47757-000	** PLACARD External Power	REF	3447001 thru 3447029
100	95780-000	* BATTERY BOX ASSY	1	
105	95760-000	** HINGE - Battery Box	1	
110	89469-002	** FLOOR ASSY - Battery Box	1	
115	96374-000	* ANGLE - Anti-Splash	1	
120	95746-000	FRAME - Nose Cone Tunnel	1	
125	95745-000	FRAME - Nose Cone Tunnel	1	
130	95749-000	CHANNEL - Nose Cone Tunnel - Left	1	
-130A	95747-000	CHANNEL - Nose Cone Tunnel - Right	1	
135	95748-000	CHANNEL - Nose Cone Tunnel - Left	1	
-135A	95748-001	CHANNEL - Nose Cone Tunnel - Right	1	
140	95774-000	BRACKET ASSY - NLG Door Stop	1	
145	95775-000	BLOCK - Bearing - NLG Door	4	
150	95784-000	SUPPORT ASSY - Spring NLG Door	1	
155	96364-000	SUPPORT - Cover NLG	1	

- ITEM NOT ILLUSTRATED

When ordering, always specify Part Number, Description, and Serial Number of Aircraft

Revised: September 10, 2008

PIPER AIRCRAFT, INC.
PA-34-220T
AIRPLANE PARTS CATALOG

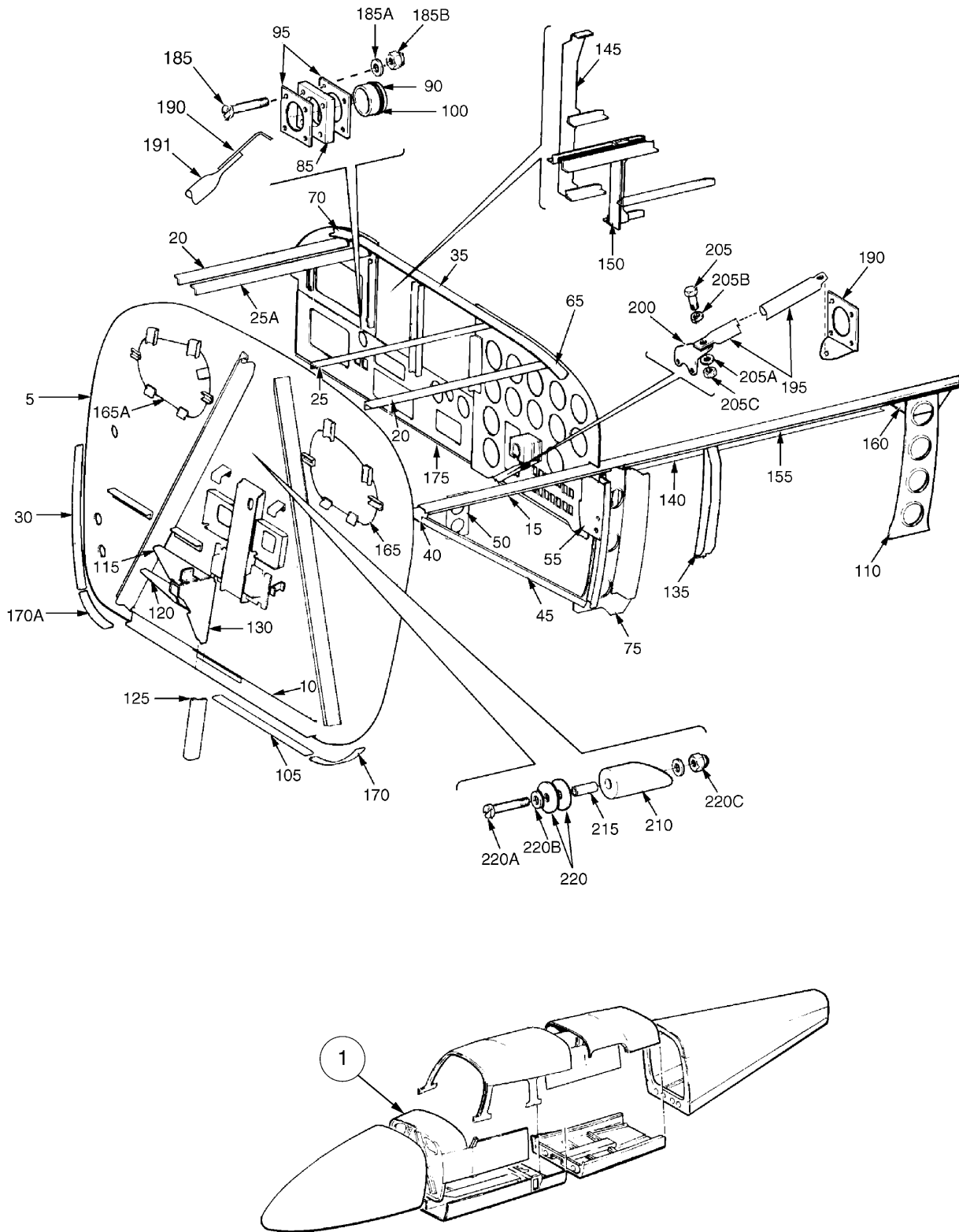


Figure 9. Fuselage Upper Forward Cockpit Assembly

Revised: September 10, 2008

PIPER AIRCRAFT, INC.
PA-34-220T
AIRPLANE PARTS CATALOG

Figure and Index Number	Part Number	Nomenclature	No. Req.	Serial Numbers Affected
9	39530	DRAWING - Fuselage Assy		3447001 thru 3447029
	100850 (BR)	DRAWING - Fuselage Assy		3449001 and up
	37300	DRAWING - Control System Installation		
1	39530-005	UPPER COCKPIT ASSY - Forward	1	3447001 thru 3447029
1	100850-002	UPPER COCKPIT ASSY - Forward	1	3449001 thru 3449195
1	100850-003	UPPER COCKPIT ASSY - Forward	1	3449196 thru 3449310; 3449312 and up (without Entegra)
1	100850-004	UPPER COCKPIT ASSY - Forward	1	3449311, 3449323 and up (with Entegra)
-1A	101757-005	* COWL DECK SKIN ASSY	1	3449311, 3449323 and up (with Entegra)
5	39528-003	* FRAME ASSY - Sta. 49.50	1	3449311, 3449323 and up (with Entegra)
5	39528-002	* FRAME ASSY - Sta. 49.50	1	3447001 thru 3447029; 3449001 thru 3449310, 3449312 and up (without Entegra)
10	95125-000	** CHANNEL - Frame - Sta. 49.50	1	
15	39538-002	* ZEE - Upper Longeron - Left	1	
-15A	39538-003	* ZEE - Upper Longeron - Right	1	
20	39493-002	* STRINGER - Skin Support - Outboard	2	
25	39493-004	* STRINGER - Skin Support - Center - Left	1	
25A	39493-003	* STRINGER - Skin Support - Center - Right	1	
30	95144-003	* STRAP - Frame - Sta. 49.50 - Upper Right	1	
-30A	95144-002	* STRAP - Frame - Sta. 49.50 - Upper Left	1	
35	79587-003	* SHIM - Instrument Panel Angle	1	3447001 thru 3447029; 3449001 thru 3449310, 3449312 and up (without Entegra)
40	39591-002	* FITTING ASSY - NLG - Left	1	
-40A	39591-003	* FITTING ASSY - NLG - Right	1	
45	39507-002	* CHANNEL - Upper Cockpit - Left	1	
-45A	39507-003	* CHANNEL - Upper Cockpit - Right	1	
50	87208-002	* PLATE ASSY - Mounting - Left	1	
55	87260-008	* BRACKET ASSY - Instrument Panel - Left	1	
-60	87261-002	* BRACKET ASSY - Instrument Panel - Right	1	3447001 thru 3447029
-60A	87261-006	* BRACKET ASSY - Instrument Panel - Right	1	3449001 and up
65	69837-005	* ANGLE ASSY - Instrument Panel - Left	1	
70	69841-005	* ANGLE ASSY - Instrument Panel - Right	1	
75	39562-002	* WEB ASSY - Upper Cockpit - Left	1	3447001 thru 3447029
-75A	39562-003	* WEB ASSY - Upper Cockpit - Right	1	
-75B	39562-008	* WEB ASSY - Upper Cockpit - Left	1	3449001 and up
-80	— - —	* DELETED		
85	68272-002	* PLATE - Control Wheel	2	
85	101916-002	* GUIDE	2	3449311, 3449323 and up (Entegra/WAAS)
90	68273-002	* BUSHING - Control Wheel	2	
95	68272-003	* PLATE - Control Wheel	4	
95	101916-003	* PLATE	2	3449311, 3449323 and up (Entegra/WAAS)
100	484-792	* O-RING - (MS28775-218)	2	
105	95144-006	* STRAP - Frame	2	
110	62644-000	* WEB - Fwd Cockpit - Sta. 108	1	

- ITEM NOT ILLUSTRATED

When ordering, always specify Part Number, Description, and Serial Number of Aircraft

Revised: December 10, 2009

PIPER AIRCRAFT, INC.
PA-34-220T
AIRPLANE PARTS CATALOG

Figure and Index Number	Part Number	Nomenclature	No. Req.	Serial Numbers Affected
9-				
115	96876-000	* BRACE - NLG Mount	1	
120	95833-000	* BRACE - NLG Mount	1	
125	95834-000	* ANGLE - Hydraulic Mount Assy	1	
130	95724-006	* MOUNT ASSY - NLG - Hydraulic Jack (Reference Piper Service Bulletin #1123, - latest revision.)	1	
135	85369-003	* SUPPORT - Armrest	1	
140	85369-002	* SUPPORT - Armrest	1	
145	85208-009	* RADIO RACK	1	3447001 thru 3447029; 3449001 thru 3449160, 3449162 thru 3449177 3449001 thru 3449161, 3449178 and up
150	85208-018	* RADIO RACK	1	
155	69129-002	* ZEE - Longeron Reinforcement	1	
160	39558-002	* GUSSET - Cockpit	1	
165	39618-002	* COVER ASSY - Frame - Sta. 49.5 - Left	1	3447001 thru 3447029; 3449001 thru 3449268
-165	39618-009	* COVER ASSY - Frame - Sta. 49.5 - Left	1	3449269 and up
165A	39618-003	* COVER ASSY - Frame - Sta. 49.5 - Right	1	3447001 thru 3447029
-165B	39618-006	* COVER ASSY - Frame - Sta. 49.5 - Right	1	3449097 and up
170	95144-004	* STRAP - Frame - Sta. 49.50 - Lower Left	1	
170A	95144-005	* STRAP - Frame - Sta. 49.50 - Lower Right	1	
175	85349-009	* CHANNEL ASSY - Instrument Panel, Left	1	
175	101835-002	* CHANNEL ASSY	1	3449311, 3449323 and up (Entegra/WAAS)
-180	85349-012	* CHANNEL ASSY - Instrument Panel, Right	1	
185	514-766	* SCREW - (10084-35-2)	8	3447001 thru 3447029
185	520-011	* SCREW	4	3449001 thru 3449310, 3449312 and up (without Entegra)
185	517-719	* SCREW - Left and Right (near clip)	2	3449311, 3449323 and up (Entegra/WAAS)
185	515-720	* SCREW - Left and Right	2	3449311, 3449323 and up (Entegra/WAAS)
185A	690-618	* WASHER - (NAS1149FN816P)	8	3447001 thru 3447029; 3449001 thru 3449310, 3449312 and up (without Entegra)
185B	404-529	* NUT - (MS20365-832C)	8	3447001 thru 3447029; 3449001 thru 3449310, 3449312 and up (without Entegra)
185B	557-732	* COLLAR - (HL82-5A) Left and Right	8	3449311, 3449323 and up (Entegra/WAAS)
190	39621-002	* CLIP - Instrument Panel Support Tube - Aft Left	1	
190	39621-006	* CLIP - Instrument Panel Support Tube - Aft Left	1	3449311, 3449323 and up (Entegra/WAAS)
-190A	39621-003	* CLIP - Instrument Panel Support Tube - Aft Right	1	
-190A	39621-005	* CLIP - Instrument Panel Support Tube - Aft Right	1	3449311, 3449323 and up (Entegra/WAAS)
191	39519-004	* SUPPORT INSTALLATION	1	3449311, 3449323 and up (with Entegra)
191	39519-002	* SUPPORT INSTALLATION	1	3447001 thru 3447029; 3449001 thru 3449310, 3449312 and up (without Entegra)

- ITEM NOT ILLUSTRATED

When ordering, always specify Part Number, Description, and Serial Number of Aircraft

PIPER AIRCRAFT, INC.
PA-34-220T
AIRPLANE PARTS CATALOG

Figure and Index Number	Part Number	Nomenclature	No. Req.	Serial Numbers Affected
9-				
195	39519-003	** TUBE - Instrument Panel Support	2	
200	87250-002	** CLIP - Instrument Panel Support Tube - Fwd, L.H.	1	3447001 thru 3447029; 3449001 thru 3449310, 3449312 and up (without Entegra)
200	87250-006	** CLIP - Instrument Panel Support Tube - L.H.	1	3449311, 3449323 and up (with Entegra)
-200A	87250-005	** CLIP - Instrument Panel Support Tube - R.H.	1	3449311, 3449323 and up (with Entegra)
-200A	87250-003	** CLIP - Instrument Panel Support Tube - R.H.	1	3447001 thru 3447029; 3449001 thru 3449310, 3449312 and up (without Entegra)
205	400-438	** BOLT - (AN3-4A)	4	
205A	690-612	** WASHER - (NAS1149F0363P)	4	
205B	408-044	** WASHER - (MS35333-39)	4	
205C	404-526	** NUT - (MS21042-3)	4	
210	453-679	BUMPER - Tee Bar (63927-000)	1	
215	63900-064	BUSHING - Tee Bar Bumper	1	
220	62833-023	WASHER - Tee Bar Bumper	AR	
220A	411-538	SCREW - (MS35207-269)	1	
220B	407-564	WASHER - (AN960-10)	2	
220C	404-526	NUT - (MS21042-3)	1	

- ITEM NOT ILLUSTRATED

When ordering, always specify Part Number, Description, and Serial Number of Aircraft

Revised: December 10, 2009

PIPER AIRCRAFT, INC.
PA-34-220T
AIRPLANE PARTS CATALOG

Figure and Index Number	Part Number	Nomenclature	No. Req.	Serial Numbers Affected
10	39530	DRAWING - Fuselage Assy		3447001 thru 3447029
	100850 (BL)	DRAWING - Fuselage Assy		3449001 and up
1	39530-005	UPPER COCKPIT ASSY - Center	1	3447001 thru 3447029
1	100850-002	UPPER COCKPIT ASSY - Center	1	3449001 thru 3449195
1	100850-003	UPPER COCKPIT ASSY - Center	1	3449196 thru 3449310, 3449312 and up (without Entegra)
1	100850-004	UPPER COCKPIT ASSY - Center	1	3449311, 3449323 and up (with Entegra)
5	69739-000	* CLIP - Door Latch	1	3447001 thru 3447012
-10	69888-007	* FRAME ASSY - Fuselage - Canted - Sta. 85.6	1	
15	69888-004	** FRAME ASSY - Left	1	
15A	69888-005	** FRAME ASSY - Right	1	
20	69888-006	** FITTING - Windshield Bow	1	
25	69738-000	* PLATE ASSY - Door Latch	1	3447001 thru 3447012
-30	68325-003	* FRAME ASSY - Sta. 108	1	
35	68326-000	** CHANNEL - Splice	1	
40	68331-000	** CHANNEL - Fuselage Frame - Left	1	
-40A	68331-002	** CHANNEL - Fuselage Frame - Right	1	
45	68327-000	** CHANNEL ASSY	1	3447001 thru 3447029
50	68342-014	* CHANNEL - Center Upper Cockpit - Left	1	
-50A	68342-015	* CHANNEL - Center Upper Cockpit - Right	1	
55	68382-002	* CHANNEL ASSY - Upper Cockpit - Left	1	
60	68352-003	* CHANNEL - Upper Cockpit - Right	1	
65	62874-006	* CHANNEL ASSY - Upper Cockpit - Right	1	
70	62876-002	* CHANNEL ASSY - Upper Cockpit - Left	1	
75	79561-014	* PAN ASSY - Upper (Reference Piper Service Bulletin #996, - latest revision.)	1	3447001 thru 3447012
-75A	79561-032	* PAN ASSY - Upper	1	3447013 thru 3447020
-75B	79561-039	* PAN ASSY - Upper	1	3447021 thru 3447029
-75C	DELETED			
-75D	79561-047	* PAN ASSY - Upper	1	3449030 and up
80	79561-008	** PAN - Inner	1	
85	79561-007	** PAN - Outer	1	3447001 thru 3447029; 3449001 thru 3449029
-85A	79561-050	** PAN - Outer	1	3449030 and up
90	79561-006	** PAN - Inner	1	3447001 thru 3447012
-90A	79561-031	** PAN - Inner	1	3447013 thru 3447020
-90B	79561-042	** PAN - Inner	1	3447021 thru 3447029; 3449001 and up
95	79561-005	** PAN - Outer	1	3447001 thru 3447012
-95A	79561-030	** PAN - Outer	1	3447013 thru 3447020
-95B	79561-041	** PAN - Outer	1	3447021 thru 3447029; 3449001 and up
100	79561-015	** SKIN	1	3447001 thru 3447029
-100A	79561-035	** SKIN	1	3449001 thru 3449029
-100B	79561-049	** SKIN	1	3449030 and up
105	79561-004	** JAMB	1	
110	100587-057	** PLATE	1	3447013 thru 3447020
-110A	79561-045	** PLATE	1	3447021 thru 3447029; 3449001 and up
115	79561-011	** SPLICE	1	
120	79561-012	** SPLICE	1	
125	76467-004	** SPLICE - Door Frame Splice	1	

- ITEM NOT ILLUSTRATED

When ordering, always specify Part Number, Description, and Serial Number of Aircraft

Revised: March 10, 2009

PIPER AIRCRAFT, INC.
PA-34-220T
AIRPLANE PARTS CATALOG

Figure and Index Number	Part Number	Nomenclature	No. Req.	Serial Numbers Affected
10-				
130	69740-002	* CHANNEL - Door Latch	1	3447001 thru 3447012
135	69742-000	* PLATE - Door Latch	1	3447001 thru 3447012
140	87244-002	* GUSSET - Upper Fwd Cockpit	1	
145	69891-008	* RETAINER - Upper Cockpit - Upper Left	1	3447001 thru 3447029
-145A	69891-004	* RETAINER - Upper Cockpit - Lower Left	1	3447001 thru 3447029
-145B	69891-009	* RETAINER - Upper Cockpit - Upper Right	1	3447001 thru 3447029
-145C	69891-005	* RETAINER - Upper Cockpit - Lower Right	1	3447001 thru 3447029
150	68315-000	* CHANNEL - Upper Cockpit - Left	1	
150A	68315-001	* CHANNEL - Upper Cockpit - Right	1	
155	87278-002	* DOUBLER ASSY - Antenna	1	
160	68328-002	* CHANNEL - Sta. 122 to Sta. 132	1	
165	39571-002	* CHANNEL - Upper Cockpit - Right	1	
170	39586-002	* GUSSET - Fuselage - Right	1	
175	39587-002	* DOUBLER - Fuselage - Right	1	
180	87242-002	* DOUBLER ASSY - Fuselage - Right	1	
185	68341-000	* CHANNEL - Upper Cockpit - Center Left	1	
-185A	68343-000	* CHANNEL - Upper Cockpit - Center Right	1	
190	95923-000	* ZEE - Upper Cockpit - Center Right	1	
195	68340-000	* CHANNEL - Upper Cockpit - Center Left	1	
200	68351-000	* CHANNEL - Upper Cockpit - Center Right	1	
205	68338-000	* STIFFENER - Left Side	1	
210	68339-000	* STIFFENER - Left Side	2	
215	68381-000	* CHANNEL ASSY - Upper Cockpit - Center Left	1	
220	68346-001	* CHANNEL ASSY - Upper Cockpit - Center Right	1	
225	69748-000	* CHANNEL - Upper Cockpit - Aft	1	
230	68330-006	* WEB ASSY - Sta. 128 - Left	1	
235	63037-000	* LOOP ASSY - Door Latch	1	3447001 thru 3447012
240	79234-000	* PLATE - Fwd Door Latch	1	3447001 thru 3447029
245	39582-003	* CHANNEL - Upper Cockpit	1	
250	78012-000	* DOUBLER - Upper Cockpit - Sta. 124.25 - Left	1	
-250A	78012-004	* DOUBLER ASSY - Upper Cockpit - Sta. 124.25 - Right	1	
255	89090-002	* GUSSET ASSY - Upper Cockpit - Center Right	1	
260	39550-002	* SKIN ASSY - Inboard - Sta. 108 to Sta. 128	1	
265	68344-000	* GUSSET - Upper Cockpit - Left	1	
270	68324-000	* GUSSET - Upper Cockpit - Left	1	
275	68323-000	* GUSSET - Upper Cockpit - Left	1	
-275A	68323-001	* GUSSET - Upper Cockpit - Right	1	
-275B	104771-003	* STIFFENER (Required to prevent oil can condition on upper skin.)	1	3449269 and up (without WAAS)
280	39589-002	* WEB - Fuselage - Right	1	
285	39583-002	* CHANNEL - Upper Cockpit - Left	1	3449001 and up
290	68319-000	* GUSSET	2	
295	39556-002	* CHANNEL - Upper Cockpit - Right	1	
300	39571-003	* CHANNEL - Upper Cockpit - Center	1	
305	62697-002	* CHANNEL ASSY - Upper Fuselage	1	
310	63900-046	* BUSHING - Door Jamb Hinge	3	
315	402-057	* EYE BOLT - (AN44-17A)	2	
315A	690-619	* WASHER - (NAS1149F0532P)	2	
315B	404-531	* NUT - (MS21042-5)	2	3447001 thru 3447029
-315C	405-421	* NUT - (MS21045-5)	2	3449001 and up
320	402-060	* EYE BOLT - (AN44-20A)	2	
320A	407-586	* WASHER - (AN960-516L)	2	
320B	404-531	* NUT - (MS21042-5)	2	3447001 thru 3447029
-320C	405-421	* NUT - (MS21045-5)	2	3449001 and up

- ITEM NOT ILLUSTRATED

When ordering, always specify Part Number, Description, and Serial Number of Aircraft

PIPER AIRCRAFT, INC.
PA-34-220T
AIRPLANE PARTS CATALOG

Figure and Index Number	Part Number	Nomenclature	No. Req.	Serial Numbers Affected
10-				
325	39552-002	* LONGERON ASSY - Cockpit - Lower Right	1	
330	39584-005	* WEB - Cockpit - Left	1	
-335	63900-047	* BUSHING	1	
340	37559-000	* ANGLE - Upper Cockpit	1	
345	39539-002	* ZEE - Cockpit - Left	1	
350	62506-000	* CLIP	6	
355	62506-003	* CLIP - Upper Cockpit	3	3447001 thru 3447029
360	62506-004	* CLIP - Upper Cockpit	1	
-360A	62506-003	* CLIP - Upper Cockpit	2	3449001 and up
365	68362-000	* CLIP	1	
370	68363-000	* CLIP	1	
375	411-532	* SCREW - (MS35207-263)	2	3447001 thru 3447012
-380	DELETED			
385	39614-004	* ZEE - Upper Cockpit - Left	1	
385A	39614-005	* ZEE - Upper Cockpit - Right	1	
390	39617-002	* ZEE - Upper Cockpit - Left	1	
395	39614-002	* ZEE - Upper Cockpit - Left	1	
395A	39614-003	* ZEE - Upper Cockpit - Right	1	
400	96792-000	* DOUBLER - Left	2	
405	69698-002	* ANGLE - Upper Cockpit - Left	1	
410	87298-002	* PANEL - Armrest Support - Right	1	
415	87720-002	* GUSSET - Fwd Upper Cockpit	1	
420	100587-046	* DOUBLER	2	3447013 thru 3447029; 3449001 and up
425	100587-047	* RECEPTACLE ASSY	1	3447013 thru 3447029; 3449001 and up
430	100587-050	* PLATE ASSY	1	3447013 thru 3447029; 3449001 and up
435	100587-056	* PLATE	1	3447013 thru 3447029; 3449001 and up
440	687-210	* SPACER - (NAS43HT3-19)	1	3447013 thru 3447029; 3449001 and up
445	486-102	* SCREW - (MS27039-1-16)	1	3447013 thru 3447029; 3449001 and up
450	415-321	* SCREW - (MS27039-1-11)	1	3447013 thru 3447029; 3449001 and up
455	690-609	* WASHER - (NAS1149F0332P)	2	3447013 thru 3447029; 3449001 and up

- ITEM NOT ILLUSTRATED

When ordering, always specify Part Number, Description, and Serial Number of Aircraft

Revised: September 10, 2008

PIPER AIRCRAFT, INC.
PA-34-220T
AIRPLANE PARTS CATALOG

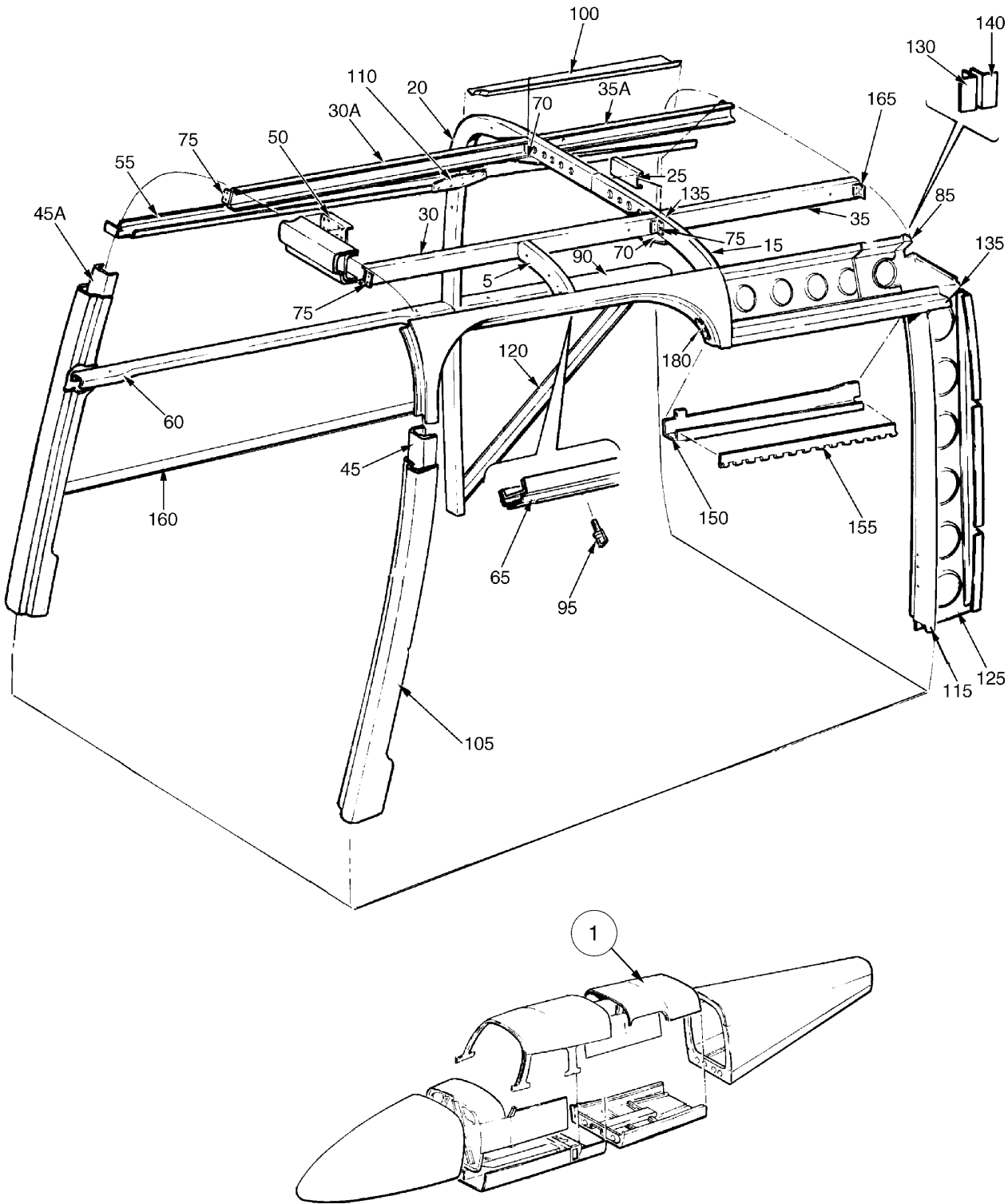


Figure 11. Fuselage Upper Aft Cockpit Assembly

PIPER AIRCRAFT, INC.
PA-34-220T
AIRPLANE PARTS CATALOG

Figure and Index Number	Part Number	Nomenclature	No. Req.	Serial Numbers Affected
11	39530 100850 (BL)	DRAWING - Fuselage Assy DRAWING - Fuselage Assy		3447001 thru 3447029 3449001 and up
1	39530-005	UPPER COCKPIT ASSY - Aft	1	3447001 thru 3447029
1	100850-002	UPPER COCKPIT ASSY - Aft	1	3449001 thru 3449195
1	100850-003	UPPER COCKPIT ASSY - Aft	1	3449196 thru 3449310, 3449312 and up (without Entegra)
1	100850-004	UPPER COCKPIT ASSY - Aft	1	3449311, 3449323 and up (with Entegra)
5	68372-000	* SUPPORT ASSY - Latch	1	
-10	68938-000	* FRAME ASSY	1	
15	68984-000	** CHANNEL - Left	1	
20	68357-001	** CHANNEL - Right	1	
25	68359-000	** SPLICE - Channel	1	
30	68371-000	* CHANNEL - Upper Cockpit - Aft Left	1	
30A	68371-001	* CHANNEL - Upper Cockpit - Aft Right	1	
35	68373-000	* LONGERON - Upper Cockpit - Aft Left	1	
35A	68373-001	* LONGERON - Upper Cockpit - Aft Right	1	
-40	68332-000	* FRAME ASSY - Sta. 128	1	
45	68333-000	** CHANNEL - Fuselage Frame - Left	1	
45A	68333-001	** CHANNEL - Fuselage Frame - Right	1	
50	68335-000	** CHANNEL - Splice	1	
55	39727-002	* CHANNEL - Upper Cockpit	1	
60	68375-000	* LONGERON - Upper Cockpit - Aft	1	
65	69105-004	* SILL - Rear Door	1	
70	68319-000	* GUSSET - Top Fuselage	2	
75	62506-000	* CLIP	11	
-80	96851-002	* DOUBLER - Shoulder Harness	1	
85	68966-002	* WEB - Cargo Door - Upper	1	
90	68370-001	* LONGERON - Upper Cockpit - Aft Right	1	
95	63037-000	* LOOP ASSY - Door Latch	1	
100	99729-001	* ANGLE - Headliner Attachment - Right	1	
105	68334-000	* JAMB - Rear Door	1	
110	39728-002	* GUSSET - Fuselage	1	3447001 thru 3447029
-110A	39728-004	* GUSSET - Fuselage	1	3449001 and up
115	68985-000	* JAMB ASSY - Cargo Door - Aft	1	
120	63281-012	* ANGLE - Aft Fuselage Stiffener	1	
125	68970-000	* WEB - Cargo Door - Aft	1	
130	68986-002	* CLIP - Cargo Door Web	1	
135	62506-005	* CLIP - Upper Cockpit	2	
140	68986-003	* CLIP - Cargo Door Web	1	
-145	68369-000	* ZEE - Upper Cockpit - Aft Left	1	
-145A	68369-001	* ZEE - Upper Cockpit - Aft Right	1	
150	68967-000	* STIFFENER - Cargo Door - Upper	1	
155	68974-000	* HINGE HALF - Cargo Door	1	
160	83367-002	* STIFFENER - Skin	1	
165	62514-000	* CLIP - Upper Fuselage	2	
-170	99813-004	* DOUBLER - Upper Antenna	1	3449001 thru 3449310, 3449312 and up (without Entegra)
-175	69748-000	* CHANNEL - Upper Cockpit - Aft	1	
180	96986-000	* PLATE - Upper Door Latch Striker	1	

- ITEM NOT ILLUSTRATED

When ordering, always specify Part Number, Description, and Serial Number of Aircraft

Revised: March 10, 2009

PIPER AIRCRAFT, INC.
PA-34-220T
AIRPLANE PARTS CATALOG

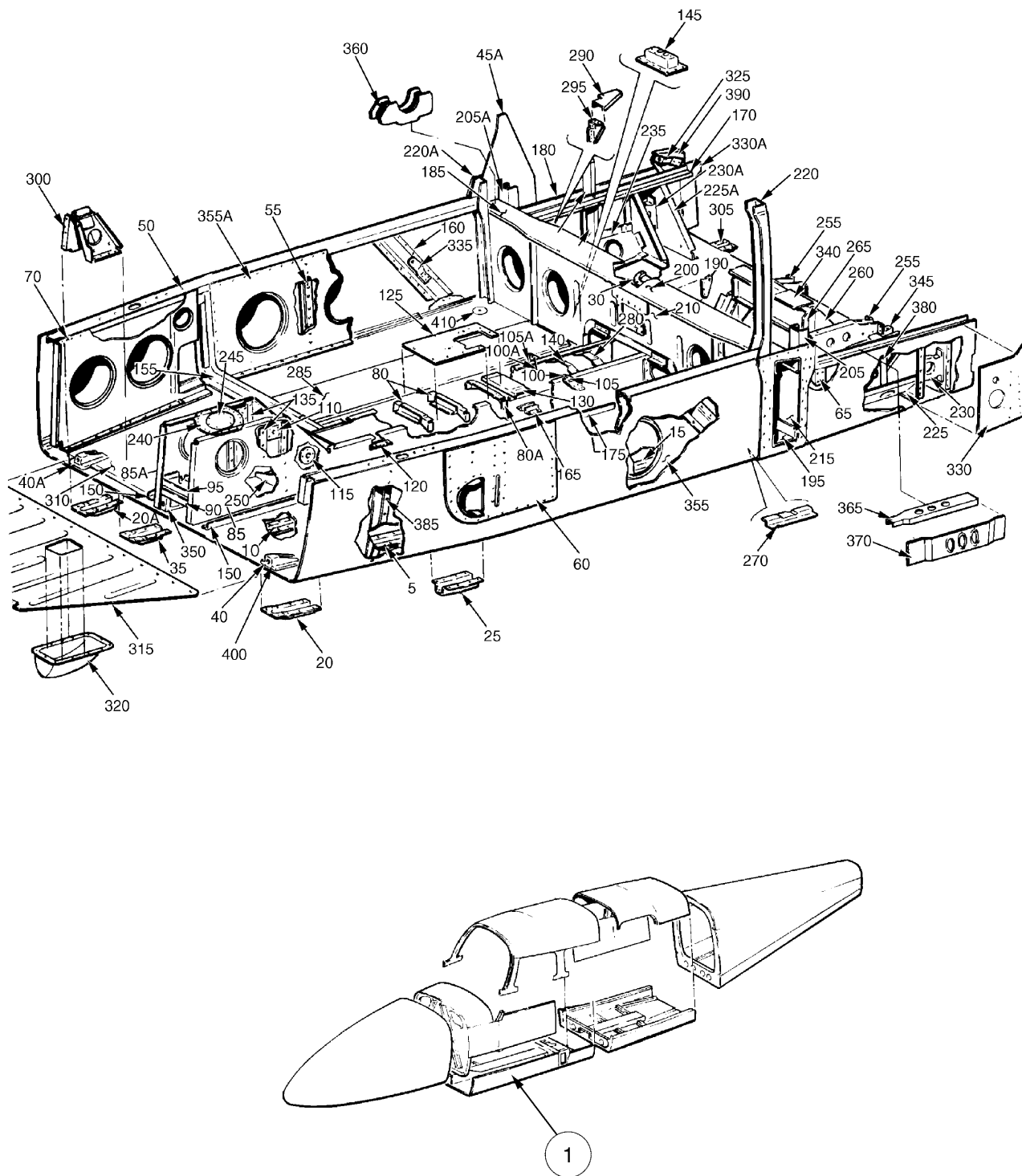


Figure 12. Fuselage Lower Forward Cockpit Assembly

PIPER AIRCRAFT, INC.
PA-34-220T
AIRPLANE PARTS CATALOG

Figure and Index Number	Part Number	Nomenclature	No. Req.	Serial Numbers Affected
12	39530	DRAWING - Fuselage Assy		3447001 thru 3447029
	100850 (BL)	DRAWING - Fuselage Assy		3449001 and up
1	39530-005	LOWER COCKPIT ASSY - Fwd	1	3447001 thru 3447029
1	100850-002	LOWER COCKPIT ASSY - Fwd	1	3449001 thru 3449195
1	100850-003	LOWER COCKPIT ASSY - Fwd	1	3449196 thru 3449310, 3449312 and up (without Entegra)
1	100850-004	LOWER COCKPIT ASSY - Fwd	1	3449311, 3449323 and up (with Entegra)
5	62528-000	* HAT - Lower Cockpit - Fwd Left	1	
-5A	62528-001	* HAT - Lower Cockpit - Fwd Right	1	
10	62221-000	* HAT - Lower Cockpit - Inboard Left and Right	2	
15	96349-002	* HAT - Lower Cockpit - Outboard Left	1	
-15A	96349-003	* HAT - Lower Cockpit - Outboard Right	1	
20	62544-000	* FAIRING - Lower Cockpit - Fwd Left	1	
20A	62544-001	* FAIRING - Lower Cockpit - Fwd Right	1	
25	62558-000	* FAIRING - Lower Cockpit - Center Left	1	
-25A	62558-001	* FAIRING - Lower Cockpit - Center Right	1	
30	22482-000	* SCOOP - Air	1	
35	62543-000	* FAIRING	2	
40	62441-003	* FITTING - Lower NLG Mount - Left	1	
40A	62441-004	* FITTING - Lower NLG Mount - Right	1	
-45	68507-002	* DOUBLER - Main Spar Box - Left	1	
45A	95925-003	* DOUBLER - Main Spar Box - Right	1	
-45B	100702-002	* DOUBLER - Main Spar Box - Left	1	3449001 and up
-45C	100702-003	* DOUBLER - Main Spar Box - Right	1	3449001 and up
50	95124-007	* LONGERON ASSY - Lower Cockpit - Fwd Right	1	
-50A	95124-008	* LONGERON ASSY - Lower Cockpit - Fwd Left	1	
55	39545-003	* INTERCOSTAL - Lower Fwd - Right	1	
-55A	39545-002	* INTERCOSTAL - Lower Fwd - Left	1	
60	39559-002	* DOUBLER - Fwd Cockpit - Left	1	
-60A	39559-003	* DOUBLER - Fwd Cockpit - Right	1	
65	95666-001	* BRACKET - Aileron Pulley Assy - Left	1	
-65A	95666-000	* BRACKET - Aileron Pulley Assy - Right	1	
70	39531-003	* PANEL - Lower Cockpit - Right	1	
-70A	39531-002	* PANEL - Lower Cockpit - Left	1	
-75	95800-004	* TUNNEL ASSY	1	3447001 thru 3447029; 3449001 thru 3449151
-75A	95800-005	* TUNNEL ASSY	1	3449152 and up
80	62679-000	** BRACKET ASSY - Tunnel - Fwd	2	
80A	62679-001	** BRACKET ASSY - Tunnel - Rear	1	
85	95599-002	** CHANNEL - Tunnel - Left	1	
85A	95599-003	** CHANNEL - Tunnel - Right	1	
90	95554-000	** BRACKET - Tunnel (SEE NOTE 1)	1	
95	95914-000	** BRACKET ASSY - Tunnel	1	
100	96877-000	** ATTACHMENT - Seat Belt - Inboard - Left	1	3447001 thru 3447029
100A	96877-001	** ATTACHMENT - Seat Belt - Inboard - Right	1	3447001 thru 3447029
-100B	96877-002	** ATTACHMENT - Seat Belt - Inboard - Left	1	3449001 and up
-100C	96877-003	** ATTACHMENT - Seat Belt - Inboard - Right	1	3449001 and up
105	96878-000	** ATTACHMENT - Seat Belt - Outboard - Left	1	3447001 thru 3447029
105A	96878-001	** ATTACHMENT - Seat Belt - Outboard - Right	1	3447001 thru 3447029
-105B	96878-002	** ATTACHMENT - Seat Belt - Outboard - Left	1	3449001 and up
-105C	96878-003	** ATTACHMENT - Seat Belt - Outboard - Right	1	3449001 and up

- ITEM NOT ILLUSTRATED

When ordering, always specify Part Number, Description, and Serial Number of Aircraft

Revised: March 10, 2009

PIPER AIRCRAFT, INC.
PA-34-220T
AIRPLANE PARTS CATALOG

Figure and Index Number	Part Number	Nomenclature	No. Req.	Serial Numbers Affected
12-				
110	62607-000	** PLATE - Tunnel - Side	2	
115	62608-000	** DOUBLER - Tunnel - Side	2	
120	96282-000	** SUPPORT - Cable Clamp	2	
125	95564-000	** PLATE ASSY - Tunnel	1	
130	95406-000	** BRACKET ASSY - Pulley - Rudder Trim	1	
135	62606-000	** ANGLE - Tunnel - Side	2	
140	78130-000	** BRACKET - Support - Fuel Selector Cable - Fwd	1	
145	96968-000	* SUPPORT ASSY - Fuel Drain	1	
150	68537-000	* ANGLE	2	
155	95161-000	* FRAME ASSY - Sta. 73	1	
160	96890-003	* SUPPORT ASSY - Seat Belt Attachment - Right	1	
-160A	96890-002	* SUPPORT ASSY - Seat Belt Attachment - Left	1	
165	96041-000	* BRACKET - Fuel Selector Lever	2	3447001 thru 3447029
-165A	100666-002	* ANGLE - Fuel Selector Lever Bracket - Left	1	3449001 and up
-165B	100666-003	* ANGLE - Fuel Selector Lever Bracket - Right	1	3449001 and up
170	68508-003	* LONGERON - Lower Cockpit - Fwd Right	1	
-170A	68508-002	* LONGERON - Lower Cockpit - Fwd Left	1	
175	68538-000	* ANGLE - Floor	2	
180	68509-005	* ANGLE - Lower Cockpit - Fwd Right	1	
-180A	68509-004	* ANGLE - Lower Cockpit - Fwd Left	1	
185	95734-007	* SPAR BOX ASSY	1	
190	95936-000	** BRACKET - Flap Return Spring	1	
195	95733-002	** CAP - Lower Spar	1	
200	95732-000	** CAP - Upper Spar	1	
205	96339-004	** CHANNEL - Frame - Aft Left	1	
205A	96339-003	** CHANNEL - Frame - Aft Right	1	
210	95825-002	** WEB - Main Spar Box - Fwd	1	
215	95826-002	** WEB - Main Spar Box - Aft	1	
220	96330-000	** CHANNEL - Spar Box - Left	1	
220A	62545-004	** CHANNEL - Spar Box - Right	1	
225	68510-000	* SUPPORT ASSY - Flap Torque Tube - Left	1	
225A	68510-001	* SUPPORT ASSY - Flap Torque Tube - Right	1	
230	62421-000	** FITTING - Flap - Left	1	
230A	62421-001	** FITTING - Flap - Right	1	
235	65126-000	* STIFFENER - Lower Cockpit - Right	1	3447001 thru 3447029
-235A	65126-001	* STIFFENER - Lower Cockpit - Left	1	3447001 thru 3447029
-235B	65126-003	* STIFFENER - Lower Cockpit - Left	1	3449001 and up
-235C	65126-002	* STIFFENER - Lower Cockpit - Right	1	3449001 and up
240	36565-003	* DOUBLER ASSY - Transponder Antenna Access	1	
245	36565-002	* PLATE - Transponder Antenna Access	1	
250	96186-000	* BRACKET - Shaft Support	1	
255	62763-000	* SUPPORT - Torque Shaft	2	
260	96485-000	* BRACKET - Channel Mounting - Left	1	
-260A	96485-001	* BRACKET - Channel Mounting - Right	1	
265	96486-000	* ANGLE - Channel Mounting - Left	1	
-265A	96486-001	* ANGLE - Channel Mounting - Right	1	3447001 thru 3447029
-265B	96486-002	* ANGLE - Channel Mounting - Right	1	3449001 and up
270	39535-002	* ZEE - Hat Stiffener - Left	1	
-270A	39535-003	* ZEE - Hat Stiffener - Right	1	
-275	39585-002	* CHANNEL - Lower Cockpit - Right	1	
280	78131-000	* SUPPORT ASSY - Fuel Selector Cable - Aft	1	
285	96684-000	* FLOORBOARD	2	
290	96334-001	* GUSSET - Sta. 108 - Right	1	
-290A	96334-000	* GUSSET - Sta. 108 - Left	1	

- ITEM NOT ILLUSTRATED

When ordering, always specify Part Number, Description, and Serial Number of Aircraft

PIPER AIRCRAFT, INC.
PA-34-220T
AIRPLANE PARTS CATALOG

Figure and Index Number	Part Number	Nomenclature	No. Req.	Serial Numbers Affected
12-				
295	96333-001	* GUSSET - Floor Support - Right	1	
-295A	96333-000	* GUSSET - Floor Support - Left	1	
300	78582-001	* BRACKET ASSY - Rudder Stop - Right	1	
-300A	78582-000	* BRACKET ASSY - Rudder Stop - Left	1	
-300B	402-775	* BOLT	2	
-300C	404-322	* WASHER	2	
305	68503-001	* FAIRING - Lower Cockpit - Right	1	3447001 thru 3447029
-305A	68503-000	* FAIRING - Lower Cockpit - Left	1	3447001 thru 3447029
-305B	68503-003	* FAIRING - Lower Cockpit - Left	1	3449001 and up
-305C	68503-002	* FAIRING - Lower Cockpit, Right	1	3449001 and up
310	96700-005	* FLOORBOARD ASSY - Lower Cockpit - Fwd Right	1	
-310A	96700-004	* FLOORBOARD ASSY - Lower Cockpit - Fwd Left	1	
315	95740-003	* COVER ASSY - Nose Cone	1	
320	78547-000	** CAP - Nose Cone Cover	1	
325	96896-000	* LINK - Seat Belt Attachment	2	3447001 thru 3447029
-325A	96896-002	* LINK - Seat Belt Attachment	2	3449001 and up
330	68645-002	* DOUBLER - Lower Cockpit Skin - Left	1	3447001 thru 3447029
330A	68645-000	* DOUBLER - Lower Cockpit Skin - Right	1	3447001 thru 3447029
335	96887-000	* LINK - Seat Belt Attachment	2	
340	96489-004	* CHANNEL ASSY - Pulley Mounting	1	
345	68506-000	* FAIRING - Lower Cockpit - Center	2	
350	95555-000	* FITTING - NLG Mount	1	
355	87246-002	* SKIN - Lower Cockpit - Left	1	
355A	87246-003	* SKIN - Lower Cockpit - Right	1	
360	39432-003	* GUSSET - Lower Cockpit - Right	1	
-360A	39432-002	* GUSSET - Lower Cockpit - Left	1	3447001 thru 3447029
-360B	39432-005	* GUSSET - Lower Cockpit - Left	1	3449001 and up
365	39577-002	* LONGERON - Lower Cockpit - Left	1	3447001 thru 3447029
370	39578-002	* WEB ASSY - Lower Cockpit - Left	1	3447001 thru 3447029
-375	39554-002	* INTERCOSTAL - Lower Cockpit - Right	1	
380	39579-002	* INTERCOSTAL - Lower Cockpit - Left	1	3447001 thru 3447029
-380A	39579-003	* INTERCOSTAL - Lower Cockpit - Left	1	3449001 and up
385	39525-002	* CHANNEL - Lower Cockpit - Left	1	
-385A	39525-003	* CHANNEL - Lower Cockpit - Right	1	
390	96884-001	* BRACKET ASSY - Seat Belt Attachment - Right	1	
-390A	96884-000	* BRACKET ASSY - Seat Belt Attachment - Left	1	
-395	62557-004	* SEAT TRACK	4	
400	62833-058	* WASHER	2	
-405	101312-002	* DOUBLER - Lower Antenna	1	3449152 and up
410	100522-002	* DRAIN ASSY - Lower Fuselage	1	3449001 and up

NOTES:

1. FOR SERIAL NUMBERS 3447001 THRU 3447029, FOR FIRST TIME REPLACEMENT, PART NUMBER 95555-000 MUST ALSO BE ORDERED. SEE ITEM 350.

- ITEM NOT ILLUSTRATED

When ordering, always specify Part Number, Description, and Serial Number of Aircraft

Revised: September 10, 2008

PIPER AIRCRAFT, INC.
PA-34-220T
AIRPLANE PARTS CATALOG

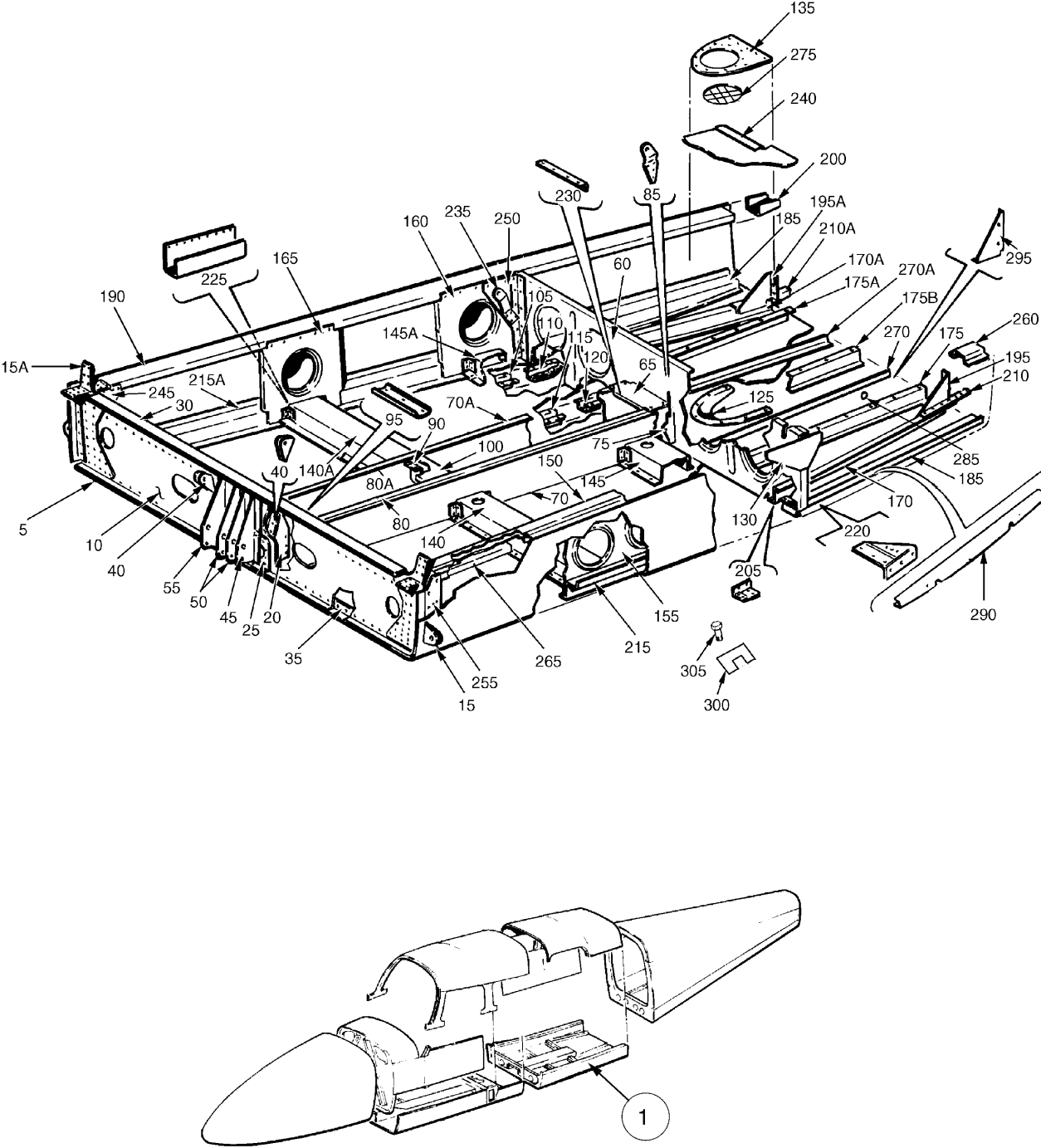


Figure 13. Fuselage Lower Aft Cockpit Assembly

PIPER AIRCRAFT, INC.
PA-34-220T
AIRPLANE PARTS CATALOG

Figure and Index Number	Part Number	Nomenclature	No. Req.	Serial Numbers Affected
13	39530 100850 (BL)	DRAWING - Fuselage Assy DRAWING - Fuselage Assy		3447001 thru 3447029 3449001 and up
1	39530-005	LOWER COCKPIT ASSY - Aft	1	3447001 thru 3447029
1	100850-002	LOWER COCKPIT ASSY - Aft	1	3449001 thru 3449195
1	100850-003	LOWER COCKPIT ASSY - Aft	1	3449196 thru 3449310, 3449312 and up (without Entegra)
1	100850-004	LOWER COCKPIT ASSY - Aft	1	3449311, 3449323 and up (with Entegra)
5	68615-006	* FRAME ASSY - Lower - Sta. 128.737	1	3449311, 3449323 and up (with Entegra)
5	68615-004	* FRAME ASSY - Lower - Sta. 128.737	1	3447001 thru 3447029; 3449001 thru 3449310, 3449312 and up (without Entegra)
10	68616-003	** WEB - Sta. 128.737	1	3447001 thru 3447029; 3449001 thru 3449310, 3449312 and up (without Entegra)
10	68616-004	** WEB - Sta. 128.737	1	3449311, 3449323 and up (with Entegra)
15	68621-002	** FITTING ASSY - Wing Attachment - Left	1	
15A	68621-003	** FITTING ASSY - Wing Attachment - Right	1	
20	68619-000	** GUSSET - Sta. 128.737 - Left	1	
-20A	68619-001	** GUSSET - Sta. 128.737 - Right	1	
25	62566-002	** DOUBLER - Rear Seat Support - Fwd	1	
30	68617-002	** STIFFENER - Frame - Sta. 128.737	1	
35	68618-000	** ANGLE - Frame - Sta. 128.737	1	
40	96880-000	** FITTING - Seat Belt Attachment	2	
45	62563-006	** BRACKET - Sta. 128.738	1	
50	62563-007	** BRACKET - Sta. 128.738	2	
55	62563-005	** BRACKET - Sta. 128.738	1	
60	68623-005	* FRAME ASSY - Sta. 168.78 - Lower	1	3447001 thru 3447029
-60A	68623-006	* FRAME ASSY - Sta. 168.78 - Lower	1	3449001 and up
65	78322-000	* COVER - Aft Tunnel	1	
70	68608-002	* ANGLE - Aft Tunnel Wall - Left	1	
70A	68608-003	* ANGLE - Aft Tunnel Wall - Right	1	
75	68625-002	* ANGLE - Lower Cockpit - Aft Left	1	
-75A	68625-003	* ANGLE - Lower Cockpit - Aft Right	1	
80	68647-000	* ANGLE ASSY - Tunnel Side - Left	1	
80A	68647-001	* ANGLE ASSY - Tunnel Side - Right	1	
85	96885-000	* LINK - Seat Belt Attachment - Left	1	3447001 thru 3447029; 3449001 thru 3449151
-85A	96885-001	* LINK - Seat Belt Attachment - Right	1	3447001 thru 3447029; 3449001 thru 3449151
-85B	96885-002	* LINK - Seat Belt Attachment - Left	1	3449152 and up
-85C	96885-003	* LINK - Seat Belt Attachment - Right	1	3449152 and up
90	96314-000	* FAIRLEAD ASSY - Rudder Trim Cable	1	
95	96188-000	* CHANNEL - Tunnel Top	1	
100	68656-000	* CHANNEL - Tunnel Top	1	
105	68609-005	* HAT ASSY - Lower Cockpit - Outboard - Aft - Right	1	
-105A	68609-004	* HAT ASSY - Lower Cockpit - Outboard - Aft - Left	1	
110	62554-000	** FAIRING	1	
115	68612-000	* HAT ASSY - Lower Cockpit - Inboard - Aft	2	

- ITEM NOT ILLUSTRATED

When ordering, always specify Part Number, Description, and Serial Number of Aircraft

Revised: March 10, 2009

PIPER AIRCRAFT, INC.
PA-34-220T
AIRPLANE PARTS CATALOG

Figure and Index Number	Part Number	Nomenclature	No. Req.	Serial Numbers Affected
13-				
120	62554-000	** FAIRING	1	
125	66965-000	* SCOOP - Cabin Air	1	3447001 thru 3447029; 3449094 and up
130	68975-000	* GUSSET - Cargo Door Jamb	1	3447001 thru 3447029
135	65556-000	* DOUBLER - Cabin Exhaust Scoop (with 4" dia. hole)	1	
-135A	65556-002	* DOUBLER - Cabin Exhaust Scoop (without 4" dia. hole) (Used if air conditioning is installed.)	1	3447001 thru 3447029; 3449097 and up
140	79583-002	* HAT ASSY - Seat Support - Left	1	
140A	79583-003	* HAT ASSY - Seat Support - Right	1	
145	79747-000	* HAT ASSY - Seat Support - Left	1	
145A	79747-001	* HAT ASSY - Seat Support - Right	1	
150	68604-004	* JAMB - Door	1	
155	68607-003	* WEB ASSY - Left	1	
160	68649-003	* WEB ASSY - Right	1	
165	68655-002	* WEB - Right	1	
170	68641-000	* STIFFENER - Left	1	
170A	68641-001	* STIFFENER - Right	1	
175	68632-000	* ZEE ASSY - Cargo Floor - Left	1	3447001 thru 3447029
175A	68632-001	* ZEE ASSY - Cargo Floor - Right	1	3447001 thru 3447029
175B	68632-005	* ZEE ASSY - Cargo Floor - Center	1	3447001 thru 3447029
-180	68632-001	* ZEE ASSY - Outboard Right - Center Left	2	3449001 and up
-180A	68632-005	* ZEE ASSY - Center Right	1	3449001 and up
-180B	68632-006	* ZEE ASSY - Outboard Left	1	3449001 thru 3449310, 3449312 thru 3449314 3449311, 3449315 and up
-181	68632-008	* ZEE ASSY - Baggage Floor	1	
-181A	68632-009	** ZEE	1	
185	68606-001	* CHANNEL - Right	1	
-185A	68606-000	* CHANNEL - Left	1	
190	68657-000	* LONGERON ASSY - Lower Cockpit - Aft Right	1	
-190A	68603-000	* LONGERON ASSY - Lower Cockpit - Aft Left	1	
195	65119-000	* GUSSET - Cargo Compartment - Aft Left	1	
195A	65119-001	* GUSSET - Cargo Compartment - Aft Right	1	
200	68634-001	* CHANNEL - Splice - Right	1	
-200A	68634-000	* CHANNEL - Splice - Left	1	
205	68643-000	* ANGLE - Lower Cockpit - Aft Left	1	
-205A	68643-001	* ANGLE - Lower Cockpit - Aft Right	1	
210	62532-000	* ANGLE - Stringer Splice - Sta. 156 - Left	1	
210A	62532-001	* ANGLE - Stringer Splice - Sta. 156 - Right	1	
215	68605-000	* CHANNEL - Lower Cockpit - Aft Left	1	
215A	68605-001	* CHANNEL - Lower Cockpit - Aft Right	1	
220	68642-000	* GUSSET ASSY - Cargo Floor - Left	1	
-220A	68642-001	* GUSSET ASSY - Cargo Floor - Right	1	
225	68678-000	* DOUBLER ASSY - Step	1	
230	96264-000	* ANGLE ASSY - Cable Guard	1	
235	96896-002	* LINK - Seat Belt Attachment	2	
240	68638-001	* ANGLE - Cargo Floor - Right	1	
-240A	68638-002	* ANGLE - Cargo Floor - Left	1	
245	68639-000	* GUSSET - Right	1	
250	68640-003	* DOUBLER - Seat Belt Attachment - Right	1	
-250A	68640-002	* DOUBLER - Seat Belt Attachment - Left	1	
255	68644-000	* ANGLE - Sta. 128 - Left	1	
260	68972-000	* JAMB ASSY - Cargo Door - Lower	1	
265	37655-000	* DOUBLER - Lower Cockpit - Aft	1	
270	68637-000	* ANGLE - Left	1	

- ITEM NOT ILLUSTRATED

When ordering, always specify Part Number, Description, and Serial Number of Aircraft

PIPER AIRCRAFT, INC.
PA-34-220T
AIRPLANE PARTS CATALOG

Figure and Index Number	Part Number	Nomenclature	No. Req.	Serial Numbers Affected
13-				
270A	68637-001	* ANGLE - Right	1	
275	66971-000	* SCREEN	1	3447001 thru 3447029; 3449094 and up
-280	DELETED			
285	85412-002	* VENT TUBE	2	3449001 and up
290	68971-002	* CHANNEL - Cargo Compartment	1	
295	78398-000	BRACKET - Combustion Heater	1	
300	96866-002	PLATE - Lower Door Striker	1	
305	415-498	SCREW - (MS35206-245)	2	

- ITEM NOT ILLUSTRATED

When ordering, always specify Part Number, Description, and Serial Number of Aircraft

Revised: September 10, 2008

PIPER AIRCRAFT, INC.
PA-34-220T
AIRPLANE PARTS CATALOG

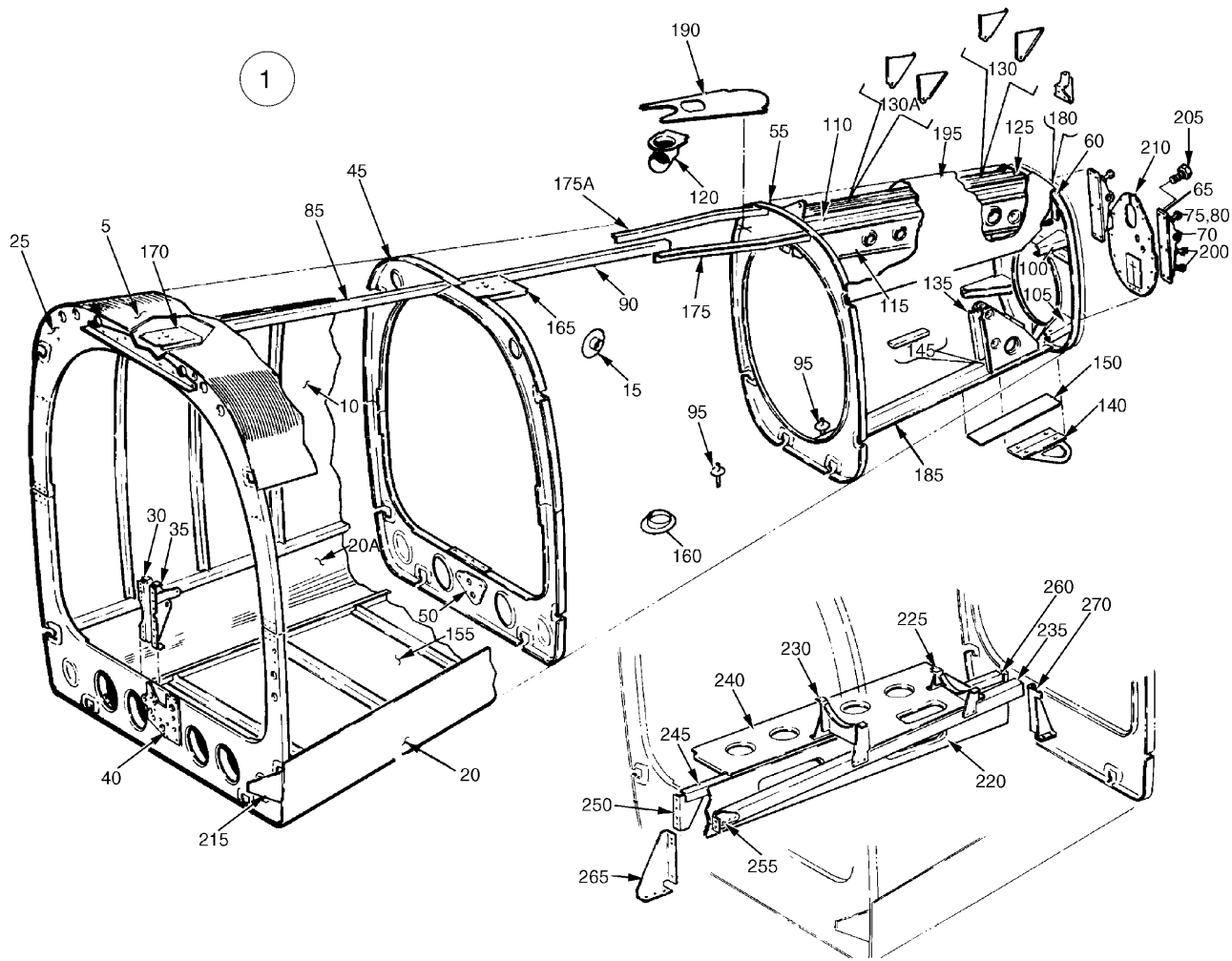


Figure 14. Fuselage Aft Section

PIPER AIRCRAFT, INC.
PA-34-220T
AIRPLANE PARTS CATALOG

Figure and Index Number	Part Number	Nomenclature	No. Req.	Serial Numbers Affected
14	39530	DRAWING - Fuselage Assy		3447001 thru 3447029
	100850 (BL)	DRAWING - Fuselage Assy		3449001 and up
	37163 (R)	DRAWING - Combustion Heater Support Installation		
1	95887-010	AFT FUSELAGE ASSY	1	
5	95887-012	* SKIN - Upper	1	
10	99470-008	* SKIN ASSY - Side - Right	1	
-10A	99470-010	* SKIN ASSY - Side - Left	1	
15	78443-000	* COLLAR ASSY - Air Inlet - Combustion Heater	1	
20	99471-002	* SKIN - Lower Side - Left	1	
20A	99471-006	* SKIN - Lower Side - Right	1	
25	95546-003	* FRAME ASSY - Sta. 187.84	1	
30	95944-000	* * BRACKET ASSY - Stabilator Spring	1	
35	95111-000	* * BRACKET ASSY - Stabilator Spring	1	
40	95542-000	* * FAIRLEAD - Sta. 187.84	1	
45	62443-006	* FRAME ASSY - Sta. 222.43	1	
50	95594-000	* * FAIRLEAD	1	
55	62444-004	* FRAME ASSY - Sta. 259.31	1	
60	62445-003	* FRAME ASSY - Sta. 285.83	1	
65	95980-000	* FITTING ASSY - Stabilator Attachment	2	
70	452-538	* * BEARING	1	
75	553-266	* * BOLT - (NKN428-3-7)	2	
80	404-224	* * NUT - (AN315-3R)	2	
85	65114-000	* STRINGER - Fuselage - Aft	1	
90	78612-000	* STRINGER - Fuselage - Aft	1	
95	79290-000	* TUBE ASSY - Drain	2	
100	62413-000	* FITTING ASSY - Upper Tail Cone - Left	1	
-100A	62413-001	* FITTING ASSY - Upper Tail Cone - Right	1	
105	62414-000	* FITTING ASSY - Lower Tail Cone - Left	1	
-105A	62414-001	* FITTING ASSY - Lower Tail Cone - Right	1	
110	95939-000	* BRACKET - Pulley - Rudder Control - Inboard Left	1	
-110A	95939-001	* BRACKET - Pulley - Rudder Control - Inboard Right	1	
115	95940-000	* BRACKET - Pulley - Rudder Control - Outboard Left	1	
-115A	95940-001	* BRACKET - Pulley - Rudder Control - Outboard Right	1	
120	78609-000	* FITTING ASSY - Air	1	
125	62451-002	* HAT ASSY - Aft Fuselage - Upper	1	
130	62452-000	* * BRACKET - Stabilator Pulley - Left	2	
130A	62452-001	* * BRACKET - Stabilator Pulley - Right	2	
135	95888-000	* BRACKET ASSY - Aft Fuselage	1	
140	66769-000	* SKID ASSY - Tail	1	
145	62471-000	* SPACER - Tail Skid	2	
150	99474-000	* FILLER - Tail Skid	1	
155	99469-008	* SKIN ASSY - Lower - Center	1	
160	37736-000	* * SUPPORT ASSY - Exhaust Shroud	1	
165	99805-003	* DOUBLER - Antenna - Aft	1	
170	99813-002	* DOUBLER - Antenna - Fwd	1	
175	78608-002	* STRINGER - Upper Skin - Left	1	
175A	78608-003	* STRINGER - Upper Skin - Right	1	
180	95799-000	* BRACKET - Rudder Sector - Left	1	
-180A	95799-001	* BRACKET - Rudder Sector - Right	1	
185	62455-002	* HAT ASSY - Aft Fuselage - Lower	1	
190	78607-000	* DOUBLER - Upper Skin	1	
195	95887-006	* DOUBLER - Sta. 256.98 to Sta. 285.36	1	

- ITEM NOT ILLUSTRATED

When ordering, always specify Part Number, Description, and Serial Number of Aircraft

Revised: September 10, 2008

PIPER AIRCRAFT, INC.
PA-34-220T
AIRPLANE PARTS CATALOG

Figure and Index Number	Part Number	Nomenclature	No. Req.	Serial Numbers Affected
14-				
200	402-897	* BOLT - (NAS464P3A4)	8	
-200A	690-612	* WASHER - (NAS1149F0363P)	12	
-200B	404-556	* NUT - (MS21045-L3)	8	
205	402-890	* BOLT - (NAS464P3A5)	4	
-205A	690-612	* WASHER - (NAS1149F0363P)	4	
-205B	404-556	* NUT - (MS21045-L3)	4	
210	65494-002	PLATE ASSY - Aft Fuselage Closeout	1	
215	68991-000	GUSSET - Cargo Hatch - Lower Aft	1	
220	78411-000	WEB - Combustion Heater	1	
225	37163-011	SUPPORT ASSY - Combustion Heater	1	
230	37163-015	SUPPORT ASSY - Combustion Heater	1	
235	37163-013	ANGLE - Combustion Heater	1	
240	37163-017	WEB - Combustion Heater	1	
245	37163-002	ANGLE - Combustion Heater	1	
250	78407-000	BRACKET ASSY - Combustion Heater	1	
255	37163-019	CLIP - Combustion Heater	1	
260	78410-000	BRACKET ASSY - Combustion Heater	1	
265	78398-000	BRACKET - Combustion Heater	1	
270	78399-000	BRACKET - Combustion Heater	1	

- ITEM NOT ILLUSTRATED

When ordering, always specify Part Number, Description, and Serial Number of Aircraft

**PIPER AIRCRAFT, INC.
PA-34-220T
AIRPLANE PARTS CATALOG**

THIS PAGE INTENTIONALLY LEFT BLANK

PIPER AIRCRAFT, INC.
PA-34-220T
AIRPLANE PARTS CATALOG

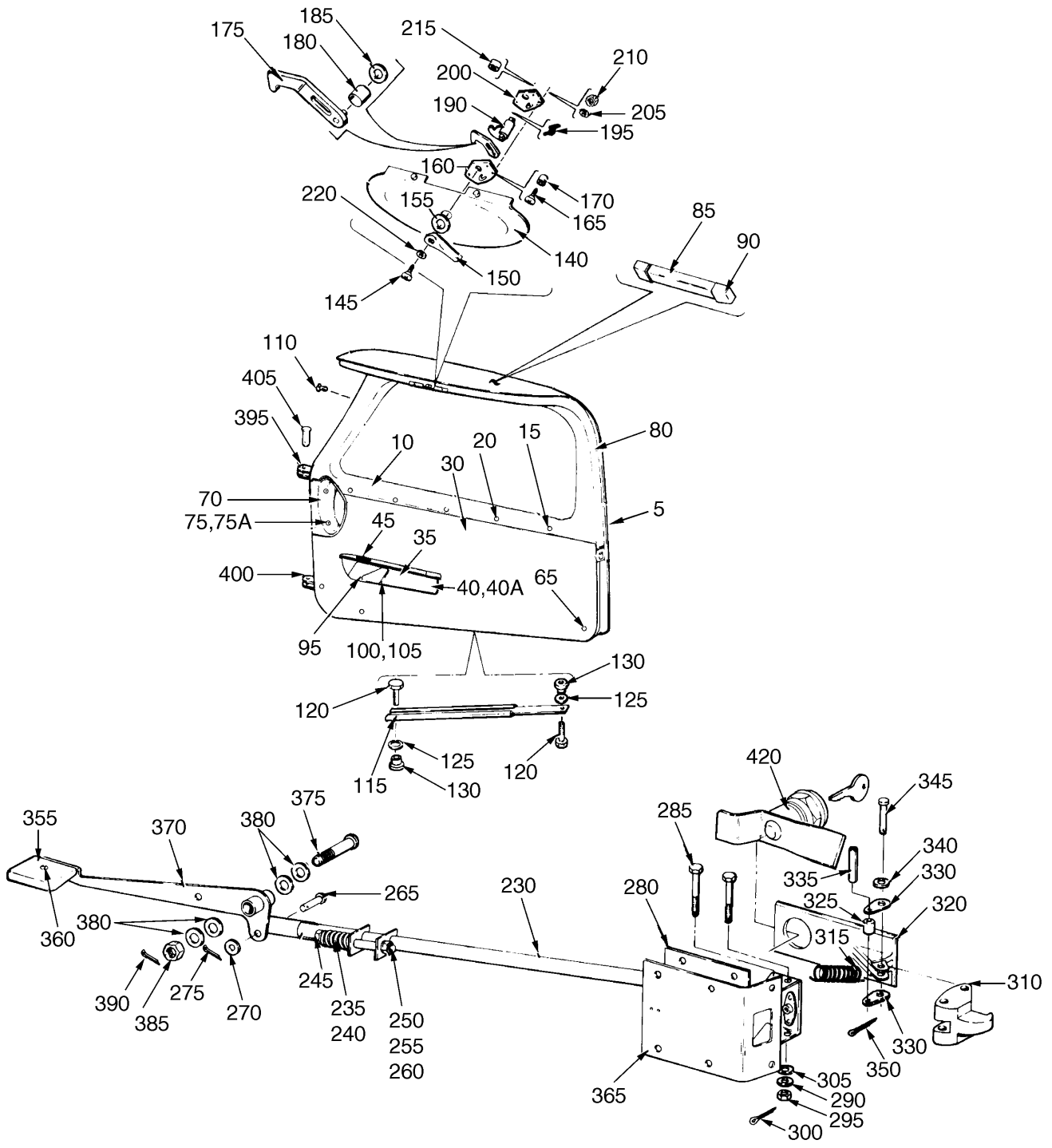


Figure 15. Fuselage Forward Cabin Door
(Sheet 1 of 2)

PIPER AIRCRAFT, INC.
 PA-34-220T
 AIRPLANE PARTS CATALOG

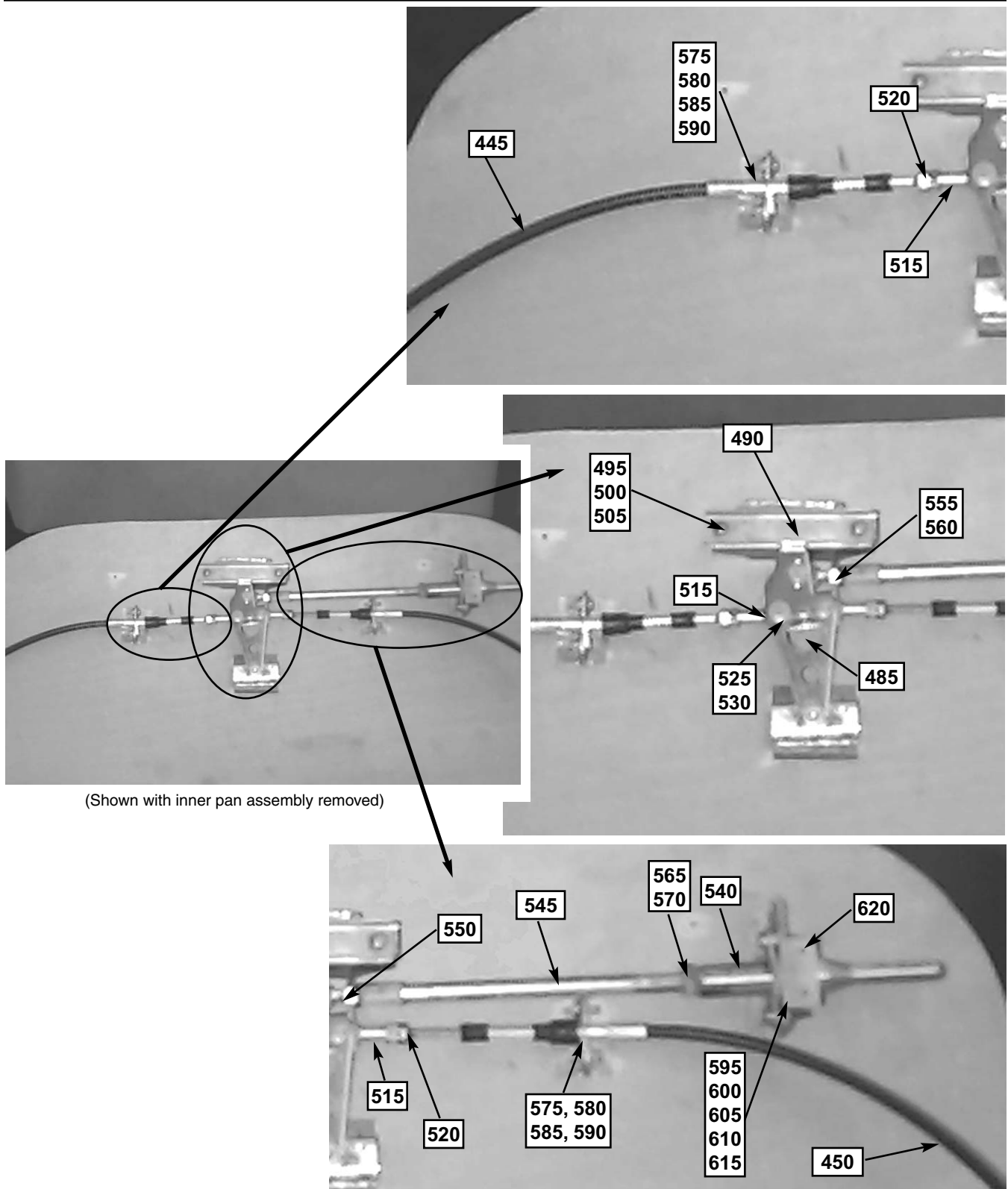


Figure 15. Fuselage Forward Cabin Door
 (Sheet 2 of 2)

Reissued: December 10, 2006

PIPER AIRCRAFT, INC.
PA-34-220T
AIRPLANE PARTS CATALOG

Figure and Index Number	Part Number	Nomenclature	No. Req.	Serial Numbers Affected
15	79546	DRAWING - Doors Installation		
	79475 (EI)	DRAWING - Forward Cabin Door		
	79545	DRAWING - Door Assembly - Forward Cabin		
	79515 (BC)	DRAWING - Latch Mechanism - Forward Cabin Door		
-1	79545-014	DOOR ASSY - Complete (without lock assy) (SEE NOTE 1)	1	3447001 thru 3447012
-1A	79545-016	DOOR ASSY - Complete (without lock assy) (SEE NOTE 1)	1	3447013 thru 3447029
-1B	79545-018	DOOR ASSY - Complete (without lock assy) (SEE NOTE 1)	1	3449001 and up
5	79475-092	* DOOR ASSY - Cabin (without window and lock assy)	1	3447001 thru 3447012
-5A	79475-107	* DOOR ASSY - Cabin (without window and lock assy) (SEE NOTE 2)	1	3447013 thru 3447029; 3449001 and up
10	85210-090	* PANEL ASSY - Fwd Cabin Door - Upper	1	3447001 thru 3447012
-10A	85210-196	* PANEL ASSY - Fwd Cabin Door - Upper	1	3447013 thru 3447029; 3449001 and up
15	419-678	* SCREW	5	
20	581-928	* PLUG - Plastic (207-200201-00-0103)	5	
-25	85210-101	* PANEL ASSY - Fwd Cabin Door - Lower (SEE NOTE 1)	1	3447001 thru 3447029
-25A	85210-241	* PANEL ASSY - Fwd Cabin Door - Lower (SEE NOTE 1)	1	3449001 and up
-25B	455-002	** CLIP - (N09-190001)	3	
30	85210-008	** PANEL - Lower	1	
35	85210-075	** ARMREST ASSY - Fwd Cabin Door	1	3447001 thru 3447029
-35A	85210-231	** ARMREST ASSY - Fwd Cabin Door	1	3449001 and up
40	411-536	*** SCREW - (MS35207-267)	2	
40A	408-044	*** WASHER - (MS35333-39)	2	
45	89548-014	** ASHTRAY - Armrest	1	3447001 thru 3447029
-50	89554-003	** LINER - Ashtray	1	3447001 thru 3447029
-55	405-475	** NUT - (MS35650-302)	2	
-60	407-800	** WASHER - (AN970-3)	4	
65	455-002	* PUSH FASTENER	3	
70	85210-155	* COVER ASSY	1	
75	416-778	* SCREW - (MS35191-270)	2	
75A	494-002	* WASHER	2	
80	79545-005	* SEAL - Door Assy	1	3447001 thru 3447012
-80A	79545-017	* SEAL - Door Assy	1	3447013 thru 3447029; 3449001 and up
85	464-412	* HANDLE - Door Assist	1	3447001 thru 3447012
90	486-151	* SCREW - (NAS601-9P)	2	3447001 thru 3447012
95	85210-007	* COVER - Trim	1	
100	690-616	* WASHER - (NAS1149FN832P)	2	
105	415-544	* SCREW - (MS35206-244)	2	
110	419-683	* SCREW - (4 x 1/2 oval head, Type A)	AR	
115	95507-005	DOOR HOLDER ASSY	1	
120	400-862	BOLT - (AN23-10A)	2	
125	62833-039	WASHER - Door Holder (neoprene)	2	
130	63020-002	BUSHING - Door Holder	2	

- ITEM NOT ILLUSTRATED

When ordering, always specify Part Number, Description, and Serial Number of Aircraft

PIPER AIRCRAFT, INC.
PA-34-220T
AIRPLANE PARTS CATALOG

Figure and Index Number	Part Number	Nomenclature	No. Req.	Serial Numbers Affected
15-				
-135	36598-002	LATCH ASSY - Door - Auxiliary	1	3447001 thru 3447012
140	79475-034	* PAN - Door Latch	1	3447001 thru 3447012
145	520-056	* SCREW - (MS51861-45C)	1	3447001 thru 3447012
150	63039-000	* HANDLE - Door - Auxiliary	1	3447001 thru 3447012
155	62833-107	* WASHER - (1 in O.D.) (25.4 mm O.D.)Teflon	1	3447001 thru 3447012
160	68179-008	* PLATE - Door Latch	1	3447001 thru 3447012
165	414-774	* SCREW - (MS24693-S54)	3	3447001 thru 3447012
170	63900-050	* BUSHING	3	3447001 thru 3447012
175	63036-004	* HOOK ASSY - Door Latch (with 0.25 in (6.35mm) O.D. welded stud)	1	3447001 thru 3447012
180	36572-003	* ROLLER - Door Latch	1	3447001 thru 3447012
185	690-642	* WASHER - (NAS1149C0432R)	1	3447001 thru 3447012
190	63042-003	* CAM - Door Latch	1	3447001 thru 3447012
195	63045-000	* SPRING - Door Latch	1	3447001 thru 3447012
200	68179-007	* PLATE - Door Latch	1	3447001 thru 3447012
205	690-647	* WASHER - (NAS1149C0863R)	3	3447001 thru 3447012
210	404-529	* NUT - (MS21042-08)	3	3447001 thru 3447012
215	63913-076	* HOSE	1	3447001 thru 3447012
220	690-101	* WASHER - (62833-101)	1	3447001 thru 3447012
-225	79515-003	* LATCH ASSY - Door	1	3447001 thru 3447012
-225A	79515-070	* LATCH ASSY - Door	1	3447013 thru 3447029; 3449001 and up
230	79515-005	** TUBE ASSY - Door Latch	1	3447001 thru 3447012
-230A	79515-071	** TUBE ASSY - Door Latch	1	3447013 thru 3447029; 3449001 and up
235	587-398	*** SPRING - Door Latch Tube	1	
240	65146-000	*** SPRING	1	
245	400-113	*** BOLT - (AN4-20)	1	
250	690-611	*** WASHER - (NAS1149F0463P)	3	
255	404-101	*** NUT - (AN310-4)	1	
260	424-051	*** COTTER PIN - (MS24665-132)	1	
265	424-141	*** PIN - (MS20392-1C-9)	1	
270	690-640	*** WASHER - (NAS1149FN632P)	2	
275	424-041	*** COTTER PIN - (MS24665-5)	1	
280	79515-007	** BOX ASSY - Door Latch	1	
285	400-665	** BOLT - (AN21-31)	2	
290	690-640	** WASHER - (NAS1149FN632P)	2	
295	404-391	** NUT - (AN320-1)	2	
300	424-041	** COTTER PIN - (MS24665-5)	2	
305	690-639	** WASHER - (NAS1149FN616P)	2	
310	79532-002	** LATCH - Cabin Door	1	
315	587-381	** SPRING - (E0240-037-1750S)	2	
320	79530-002	** HANDLE - Door Latch Mechanism (with lock hole)	1	3447001 thru 3447012
-320A	79530-002	** HANDLE - Door Latch Mechanism (without lock hole)	1	3447013 thru 3447029
325	79515-015	** BUSHING - Door Latch Mechanism	1	
330	79515-008	** LINK - Door Latch Mechanism	2	
335	480-800	** PIN - Spring (MS9048-111)	1	
340	690-668	** WASHER - Door Latch Mechanism (NAS1149FN432P)	4	
345	424-148	** PIN - (MS20392-1C23)	1	
350	424-026	** COTTER PIN - (MS24665-65)	1	
-351	82695-123	** SPACER	1	

- ITEM NOT ILLUSTRATED

When ordering, always specify Part Number, Description, and Serial Number of Aircraft

Revised: March 10, 2009

PIPER AIRCRAFT, INC.
PA-34-220T
AIRPLANE PARTS CATALOG

Figure and Index Number	Part Number	Nomenclature	No. Req.	Serial Numbers Affected
15-				
355	79647-002	* KNOB - Door Handle	1	
360	486-145	* SCREW - (P70FS420-4C)	1	
365	79515-073	* COVER ASSY - Handle	1	
370	79515-013	* HANDLE ASSY - Cabin Door	1	
375	400-668	* BOLT - (AN23-06)	1	
380	690-609	* WASHER - (NAS1149F0332P)	4	
385	404-392	* NUT - (AN320-3)	1	
390	424-051	* COTTER PIN - (MS24665-132)	1	
395	79475-007	* HINGE - Cabin Door - Upper	1	
400	79475-008	* HINGE - Cabin Door - Lower	1	
405	424-204	* PIN - (MS20392-3C13)	2	
-410	690-613	* WASHER - (NAS1149F0432P)	4	
-415	424-051	* COTTER PIN - (MS24665-132)	2	
420	87329-007	* LOCK ASSY - Fwd Cabin Door	1	3447001 thru 3447012
-420A	100586-026	* LOCK ASSY - Fwd Cabin Door (SEE NOTE 3)	1	3447013 thru 3447029; 3449001 and up
-425	100587-037	* PLATE ASSY - Handle to Actuating Rod Connection	1	3447013 thru 3447029; 3449002 and up
-425A	100587-061	* PLATE ASSY - Handle to Actuating Rod Connection	1	3447013 thru 3447029; 3449001 and up.
-430	690-609	* WASHER - (NAS1149F0332P)	1	3447013 thru 3447029; 3449001 and up
-435	424-051	* COTTER PIN - (MS24665-132)	1	3447013 thru 3447029; 3449001 and up
-440	100587-032	* ROD ASSY - Lower Cable Connection	1	3447013 thru 3447029; 3449001 and up
445	653-644	* CABLE ASSY - Fwd	1	3447013 thru 3447029; 3449001 and up
450	653-645	* CABLE ASSY - Aft	1	3447013 thru 3447029; 3449001 and up
-455	100587-039	* TERMINAL - Lower Cable End	2	3447013 thru 3447029; 3449001 and up
-460	477-922	* NUT - (NAS509-3)	2	3447013 thru 3447029; 3449001 and up
-465	424-175	* PIN-CLEVIS - Cable End Connection (MS20392-2C13)	1	3447013 thru 3447029; 3449001 and up
-465	424-176	* PIN - Clevis (MS20392-2C15)	1	3449001 and up
-470	690-609	* WASHER - (NAS1149F0332P)	1	3447013 thru 3447029; 3449001 and up
-470	690-612	* WASHER - (NAS1149F0363P)	1	3449001 and up
-475	424-051	* COTTER PIN - (MS24665-132)	1	3447013 thru 3447029; 3449001 and up
-480	603-302	* NUT - Lower Cable Support (NAS509-7)	4	3447013 thru 3447029; 3449001 and up
485	100587-002	* LINK - Upper Cable Drive	1	3447013 thru 3447029; 3449001 and up
490	100587-016	* CHANNEL ASSY - Link Guide	1	3447013 thru 3447029; 3449001 and up

- ITEM NOT ILLUSTRATED

When ordering, always specify Part Number, Description, and Serial Number of Aircraft

PIPER AIRCRAFT, INC.
PA-34-220T
AIRPLANE PARTS CATALOG

Figure and Index Number	Part Number	Nomenclature	No. Req.	Serial Numbers Affected
15-				
495	415-308	* SCREW - (MS27039-0808)	2	3447013 thru 3447029; 3449001 and up
500	690-616	* WASHER - (NAS1149FN832P)	2	3447013 thru 3447029; 3449001 and up
505	100587-052	* SPACER - Channel Assy	2	3447013 thru 3447029; 3449001 and up
-510	100587-003	* RETAINER ASSY - Lock Rod-Cable Connection	1	3447013 thru 3447029; 3449001 and up
515	452-568	* ROD END - Cable	2	3447013 thru 3447029; 3449001 and up
520	404-224	* NUT - (AN315-3R)	2	3447013 thru 3447029; 3449001 and up
525	401-265	* BOLT - Link - Cable Retainer (AN3H-7A)	3	3447013 thru 3447029; 3449001 and up
530	690-609	* WASHER - (NAS1149F0332P)	7	3447013 thru 3447029; 3449001 and up
-535	100587-020	* PIN ASSY - Locking - Upper Fwd	1	3447013 thru 3447029; 3449001 and up
540	100587-021	** PIN - Locking - Upper	1	3447013 thru 3447029; 3449001 and up
545	100587-022	** ROD	1	3447013 thru 3447029; 3449001 and up
550	485-301	** ROD END - (MK3AN)	1	3447013 thru 3447029; 3449001 and up
555	599-590	** LOCK - (MS14198K6C)	1	3447013 thru 3447029; 3449001 and up
560	506-616	** NUT - (NAS509-6)	1	3447013 thru 3447029; 3449001 and up
565	599-591	** LOCK - (MS14198K4C)	1	3447013 thru 3447029; 3449001 and up
570	506-671	** NUT - (NAS509-4)	1	3447013 thru 3447029; 3449001 and up
575	100587-041	* RETAINER - Upper Cable	2	3447013 thru 3447029; 3449001 and up
580	415-305	* SCREW - (MS27039-08-05)	2	3447013 thru 3447029; 3449001 and up
585	690-618	* WASHER - (NAS1149FN816P)	2	3447013 thru 3447029; 3449001 and up
590	404-529	* NUT - (MS21042-08)	2	3447013 thru 3447029; 3449001 and up
595	100587-019	* RETAINER - Upper Locking Pin	1	3447013 thru 3447029; 3449001 and up
600	690-601	* WASHER - (W0855-010-S)	1	3447013 thru 3447029; 3449001 and up
605	100587-011	* SPACER - Upper Locking Pin	2	3447013 thru 3447029; 3449001 and up
610	415-311	* SCREW - (MS27039-0811)	2	3447013 thru 3447029; 3449001 and up

- ITEM NOT ILLUSTRATED

When ordering, always specify Part Number, Description, and Serial Number of Aircraft

Revised: March 10, 2009

PIPER AIRCRAFT, INC.
PA-34-220T
AIRPLANE PARTS CATALOG

Figure and Index Number	Part Number	Nomenclature	No. Req.	Serial Numbers Affected
15-				
615	690-616	* WASHER - (NAS1149FN832P)	2	3447013 thru 3447029; 3449001 and up
620	100587-043	* BEARING - Upper Locking Pin	1	3447013 thru 3447029; 3449001 and up
-625	100587-024	* PIN - Upper Aft Locking	1	3447013 thru 3447029; 3449001 and up
-630	404-923	* NUT - (AN316-5)	1	3447013 thru 3447029; 3449001 and up
-635	100587-053	* STOP ASSY - Lock	1	3447013 thru 3447029; 3449001 and up
-640	609-097	* * BOLT - (NAS428-5-10)	1	3447013 thru 3447029; 3449001 and up
-645	404-323	* * NUT - (AN316-5R)	1	3447013 thru 3447029; 3449001 and up

NOTES:

1. SPECIFY COLOR WHEN ORDERING.
2. SEE ITEMS 425 THRU 645 FOR UPPER LATCH BREAKDOWN.
3. PART OF DOOR LOCK KIT, PART NUMBER 100586-030.

- ITEM NOT ILLUSTRATED

When ordering, always specify Part Number, Description, and Serial Number of Aircraft

**PIPER AIRCRAFT, INC.
PA-34-220T
AIRPLANE PARTS CATALOG**

THIS PAGE INTENTIONALLY LEFT BLANK

PIPER AIRCRAFT, INC.
PA-34-220T
AIRPLANE PARTS CATALOG

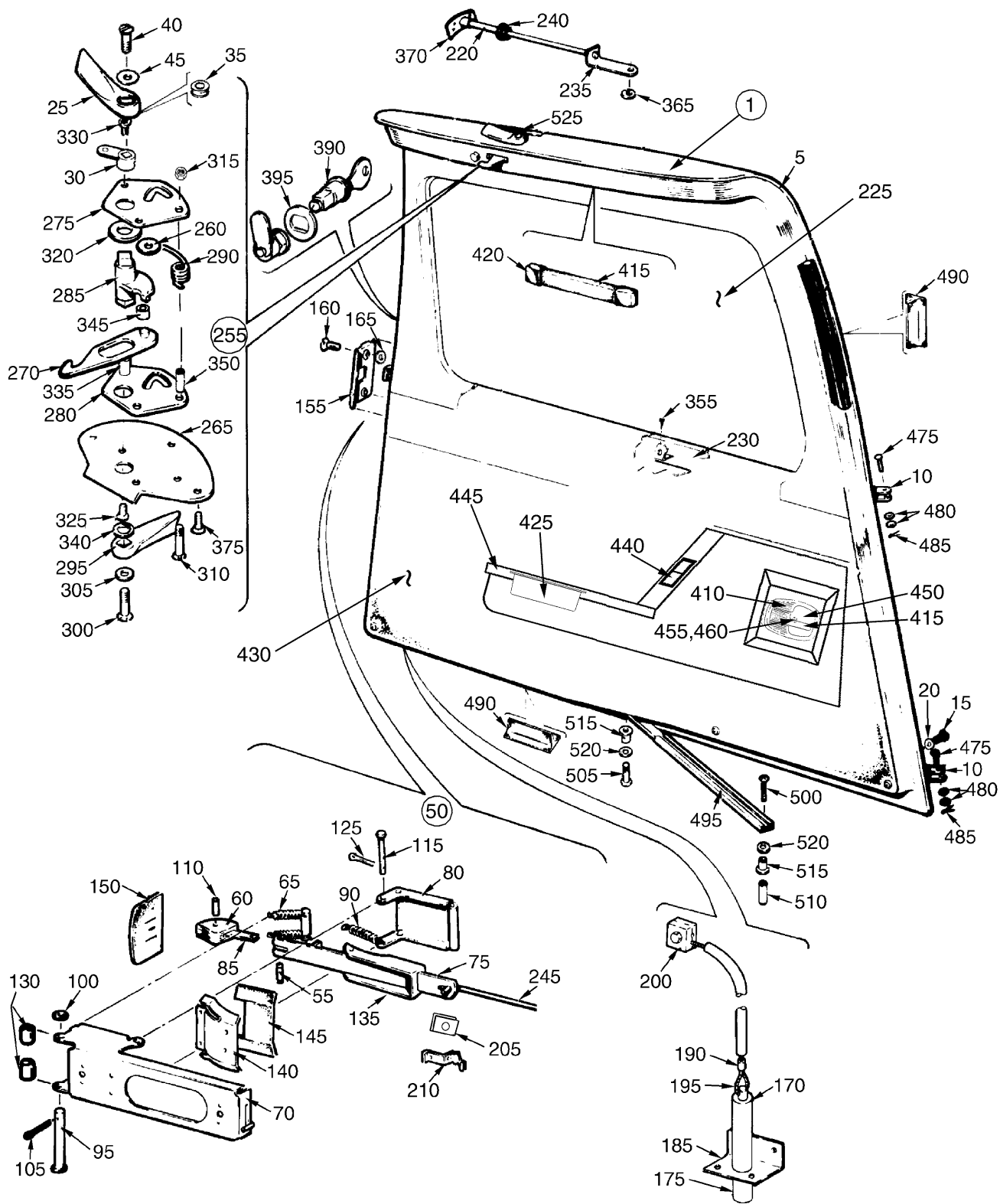


Figure 16. Fuselage Aft Cabin Door

PIPER AIRCRAFT, INC.
PA-34-220T
AIRPLANE PARTS CATALOG

Figure and Index Number	Part Number	Nomenclature	No. Req.	Serial Numbers Affected
16	79546 78085	DRAWING - Doors Installation DRAWING - Door Assembly - Aft Cabin (Complete)		
1	78085-021	DOOR ASSY - Aft Cabin	1	3447001 thru 3447029
-1A	78085-024	DOOR ASSY - Aft Cabin (SEE NOTE 1)	1	3449001 and up
-1B	78085-025	DOOR ASSY - Aft Cabin (optional) (SEE NOTE 2)	1	3449001 and up
-1C	78085-026	DOOR ASSY - Aft Cabin (SEE NOTE 3)	1	
5	96981-011	DOOR ASSY - Aft Cabin (SEE NOTES 2 AND 3)	1	3447001 thru 3447029; 3449001 and up
-5A	96981-012	DOOR ASSY - Aft Cabin (SEE NOTE 1)	1	3449001 and up
10	68174-000	* HINGE	2	
15	415-533	* SCREW - (MS35206-243)	12	
20	407-120	* WASHER - (AN936-8B)	12	
25	36590-002	* HANDLE - Exterior Door Latch	1	
30	96999-000	* ARM ASSY	1	
35	434-138	* GROMMET - (MS35489-17)	1	
40	520-056	* SCREW - (MS51861-45C)	1	
45	62833-101	* WASHER	1	
-50	68188-002	* DOOR LATCH ASSY	1	
55	14627-003	** PIN - Door Latch	1	
60	69224-000	** TONGUE ASSY - Door Latch	1	
65	14635-002	** SPRING	2	
70	79434-000	** HOUSING ASSY - Door Latch	1	
75	100607-002	** PLATE ASSY	1	
80	79594-000	** PLATE	1	
-80A	21172-002	** PLATE - (optional)	1	
85	81262-068	** LINK	1	
90	83302-043	** SPRING	1	
95	424-163	** PIN - (MS20392-1C53)	1	
100	690-640	** WASHER - (NAS1149FN632P)	1	
105	424-051	** COTTER PIN - (MS24665-132)	1	
110	681-145	** ROLL PIN - (MS16562-34)	1	
115	424-162	** PIN - (MS20392-1C49)	1	
-120	690-640	** WASHER - (NAS1149FN632P)	1	
125	424-051	** COTTER PIN - (MS24665-132)	1	
130	14843-090	** BUSHING	2	
135	66641-000	** PLATE - Door Latch Stop	1	
140	21843-000	** PLATE - Seal Support	1	
145	21844-000	** SEAL	1	
150	21478-000	** SEAL - Main Door Latch	1	
155	68187-000	* PLATE	1	
160	414-761	* SCREW - (MS24693-S48)	2	
165	477-640	* NUT	2	
170	96863-006	* ACTUATOR ASSY - Lower Door Latch	1	
175	76175-002	** PLUNGER	1	
-180	50111-000	** SPRING	1	
185	96861-000	** HOUSING ASSY	1	
190	486-879	** SLEEVE - (MS51844-22)	1	
195	554-213	** CABLE ASSY - (PS50146-7-2)	1	
200	96864-000	* CLAMP - Lower Door Latch	2	
205	96865-000	* CLIP	1	

- ITEM NOT ILLUSTRATED

When ordering, always specify Part Number, Description, and Serial Number of Aircraft

Revised: September 10, 2008

PIPER AIRCRAFT, INC.
PA-34-220T
AIRPLANE PARTS CATALOG

Figure and Index Number	Part Number	Nomenclature	No. Req.	Serial Numbers Affected
16-				
210	587-221	* SPRING	1	
-215	69972-004	* CHANNEL ASSY - Arm Rest Support	1	
220	96868-000	* PIN - Upper Door Latch	1	
225	99069-004	* WINDOW - (0.125 in. (3.18mm) thick) - Tinted	1	
230	99070-000	* RETAINER - Window	1	
235	96984-000	* ROD ASSY	1	
240	404-224	* NUT - (AN315-3R)	1	
245	106520-002	* ROD - Door Latch	1	
-250	DELETED			
-255	96993-002	* LATCH ASSY - Auxiliary	1	
260	690-613	** WASHER - (NAS1149F0432)	1	
265	68186-002	** PAN	1	
270	68176-003	** HOOK ASSY	1	
275	68179-006	** PLATE	1	
280	68179-005	** PLATE	1	
285	68178-003	** CAM	1	
290	63045-000	** SPRING	1	
295	36590-002	** HANDLE - Auxiliary	1	
300	520-056	** SCREW - (MS51861-45C)	1	
305	690-619	** WASHER - (NAS1149F0532P)	1	
310	414-769	** SCREW - (MS24693-S53)	2	
315	404-529	** NUT - (MS21042-08)	2	
320	690-631	** WASHER - (NAS1149F0863P)	1	
325	414-761	** SCREW - Lower (MS24693-S48)	1	
330	414-762	** SCREW - Upper (MS24693-S47)	1	
335	96996-000	** SPACER - Threaded	1	
340	62833-107	** WASHER - Teflon	1	
345	36572-003	** ROLLER	1	
350	63900-050	** BUSHING	2	
355	519-750	* SCREW - (MS24617-3)	16	
-360	DELETED			
365	484-830	* RING - (5115-25MD)	2	
370	96991-000	* GUIDE ASSY - Upper Door Latch - Aft	1	
375	414-761	* SCREW - (MS24693-S48)	3	
-380	85285-002	* BRACKET ASSY	1	
-385	85365-003	* EXTRUSION	1	
390	100586-012	* LOCK KIT (SEE NOTE 4)	1	
395	21176-000	* SPACER	1	
-400	69471-002	* INSULATION - Fwd	1	
-405	69471-003	* INSULATION - Aft	1	
410	459-441	ESCUTCHEON - (113-837-239)	1	
415	464-142	DOOR ASSIST HANDLE	1	
420	415-497	SCREW - (MS35206-232)	2	
425	85210-007	DOOR CLOSURE	1	3447001 thru 3447012
-425A	415-544	SCREW - (MS35206-244)	2	
-425B	690-616	WASHER - (NAS1149FN832P)	2	
430	85210-071	PANEL ASSY - Lower	1	3447001 thru 3447012
-430A	85210-294	PANEL ASSY - Lower (SEE NOTE 1)	1	3447001 thru 3447029; 3449001 thru 3449041, 3449049 and up
-430B	85210-267	PANEL ASSY - Lower (SEE NOTE 2)	1	3447001 thru 3447029; 3449001 thru 3449041, 3449049 and up

- ITEM NOT ILLUSTRATED

When ordering, always specify Part Number, Description, and Serial Number of Aircraft

PIPER AIRCRAFT, INC.
PA-34-220T
AIRPLANE PARTS CATALOG

Figure and Index Number	Part Number	Nomenclature	No. Req.	Serial Numbers Affected
16-				
-430C	85210-302	PANEL ASSY - Lower (SEE NOTE 3)	1	3449042 thru 3449048
435	85210-114	PANEL ASSY - Upper	1	3447001 thru 3447012
-435A	85210-200	PANEL ASSY - Upper (SEE NOTES 1, 2, 3)	1	3447013 thru 3447029; 3449001 and up
440	85210-006	* SWITCH ASSY - Light (SEE NOTE 2)	1	3447013 thru 3447029; 3449001 thru 3449041, 3449049 and up
445	85210-110	* ARMREST ASSY (SEE NOTE 2)	1	3447001 thru 3447029; 3449001 thru 3449041, 3449049 and up
-445A	85210-291	* ARMREST ASSY (SEE NOTE 1)	1	3447001 thru 3447029; 3449001 thru 3449041, 3449049 and up
450	581-489	TRIM PLATE - Black	1	
455	520-069	SCREW - (92010A320)	1	
460	408-044	SCREW - (MS3533-39)	1	
475	424-204	PIN - (MS20392-3C13)	2	
-475A	424-203	PIN - (MS20392-3C15) (Alternate for 424-204 Pin)	2	3449042 and up
480	690-613	WASHER - (NAS1149F0432P)	6	
-480A	690-611	WASHER - (NAS1149F0463P) (Use with 424-203 Pin)	4	3449042 and up
-480B	690-613	WASHER - (NAS1149F0432P) (Use with 424-203 Pin)	2	3449042 and up
485	424-051	COTTER PIN - (MS24665-132)	2	
490	100802-002	SEAL SECTION	AR	
495	65727-000	HOLDER ASSY - Door	1	
500	400-870	BOLT - (AN23-18A)	1	
505	400-862	BOLT - (AN23-10A)	1	
510	63900-025	BUSHING	1	
515	63020-002	BUSHING	2	
520	62833-039	WASHER - Neoprene	2	
525	87335-002	PLACARD - Aft Cabin Door Release	REF	

NOTES:

1. USE WITH 5 PLACE INTERIOR.
2. USE WITH 6 PLACE INTERIOR.
3. USE WITH LUFTHANSA TRAINING AIRCRAFT.
4. PART OF LOCK KIT, PART NUMBER 100586-030.

- ITEM NOT ILLUSTRATED

When ordering, always specify Part Number, Description, and Serial Number of Aircraft

Revised: March 10, 2009

PIPER AIRCRAFT, INC.
PA-34-220T
AIRPLANE PARTS CATALOG

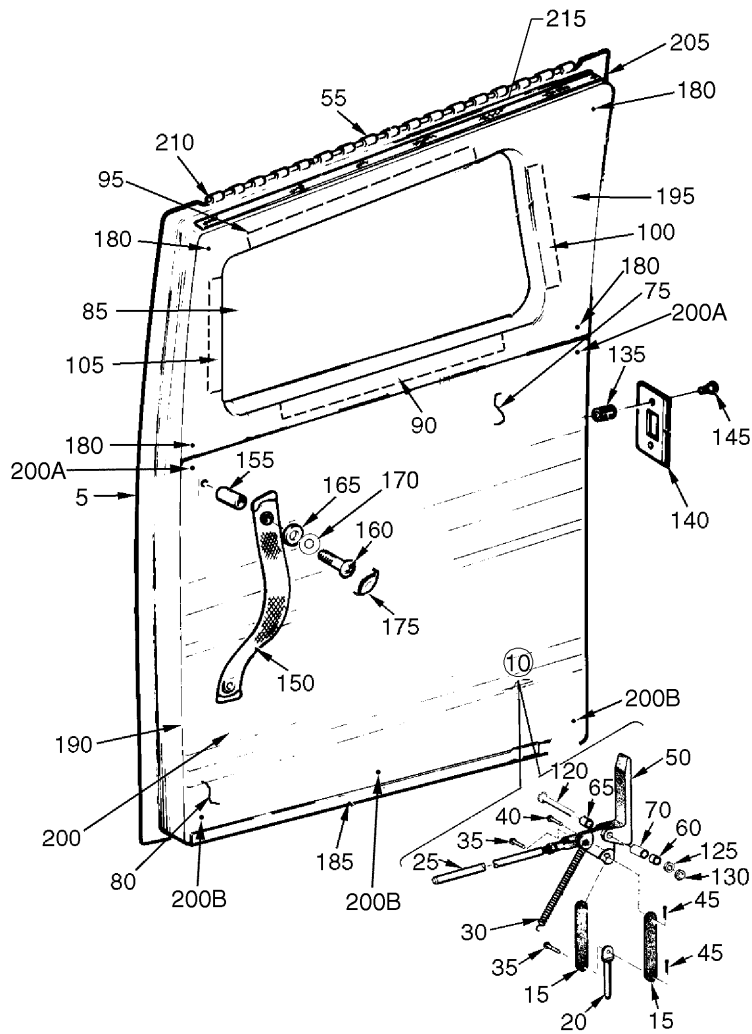


Figure 17. Fuselage Aft Cargo Door

Revised: December 10, 2007

PIPER AIRCRAFT, INC.
PA-34-220T
AIRPLANE PARTS CATALOG

Figure and Index Number	Part Number	Nomenclature	No. Req.	Serial Numbers Affected
17	79546 69859	DRAWING - Doors Installation DRAWING - Door Assembly - Cargo		
-1	69859-014	DOOR ASSY - Cargo	1	
5	69858-004	* DOOR ASSY - Cargo	1	
10	68976-000	** LATCH ASSY - Cargo Door	1	
15	68980-000	*** LINK - Cargo Door Latch	2	
20	68978-000	*** PIN - Cargo Door Latch	1	
25	68981-000	*** PIN ASSY - Cargo Door Latch	1	
30	68963-000	*** SPRING - Cargo Door	1	
35	424-172	*** PIN (MS20392-2C9)	2	
40	424-192	*** PIN (MS20392-2C15)	1	
45	424-095	*** COTTER PIN (MS24665-151)	2	
50	69112-000	*** LATCH HANDLE	1	
55	68964-000	** HINGE HALF - Cargo Door	1	
60	63900-081	** BUSHING - Cargo Door	1	
65	63900-082	** BUSHING - Cargo Door	1	
70	63900-090	** BUSHING - Cargo Door	1	
75	68403-055	** PANEL - Insulation - Upper	1	
80	68403-054	** PANEL - Insulation - Lower	1	
85	85294-002	** WINDOW - Tinted (0.125 in (3.18mm) thick)	1	
90	85194-002	** RETAINER - Window - Lower	1	
95	85194-003	** RETAINER - Window - Upper	1	
100	85194-004	** RETAINER - Window - Fwd	1	
105	85194-005	** RETAINER - Window - Aft	1	
120	411-540	** SCREW (MS35207-271)	1	
125	690-612	** WASHER (NAS1149F0363P)	1	
130	406-443	** NUT (NAS679A3W)	1	
135	63257-000	* BUSHING - Striker Plate	2	
140	63293-002	* PLATE - Door Latch Striker	1	
145	410-243	* SCREW (MS24694-S9)	2	
150	83365-002	* STRAP	1	
155	37511-026	* BUSHING	1	
160	415-539	* SCREW (MS35206-249)	1	
165	407-564	* WASHER (AN960-10)	1	
170	452-104	* BASE - Screw Cover (APP0SB 250P)	1	
175	655-100	* COVER - Screw (APP0SC 25001M)	1	
180	419-648	* SCREW (6X1/2)	8	
185	69859-004	* MOULDING - Lower	1	
190	69859-005	* MOULDING - Aft	1	
195	85210-299	* PANEL ASSY - Upper	1	
200	85210-087	* PANEL ASSY - Lower	1	
200A	419-678	* SCREW	2	
200B	419-681	* SCREW	3	
205	65692-004	* SEAL	1	
210	63744-010	PIN - Hinge	1	
215	189-139	SEAL - Neoprene	AR	

- ITEM NOT ILLUSTRATED

When ordering, always specify Part Number, Description, and Serial Number of Aircraft

Revised: December 10, 2007

PIPER AIRCRAFT, INC.
PA-34-220T
AIRPLANE PARTS CATALOG

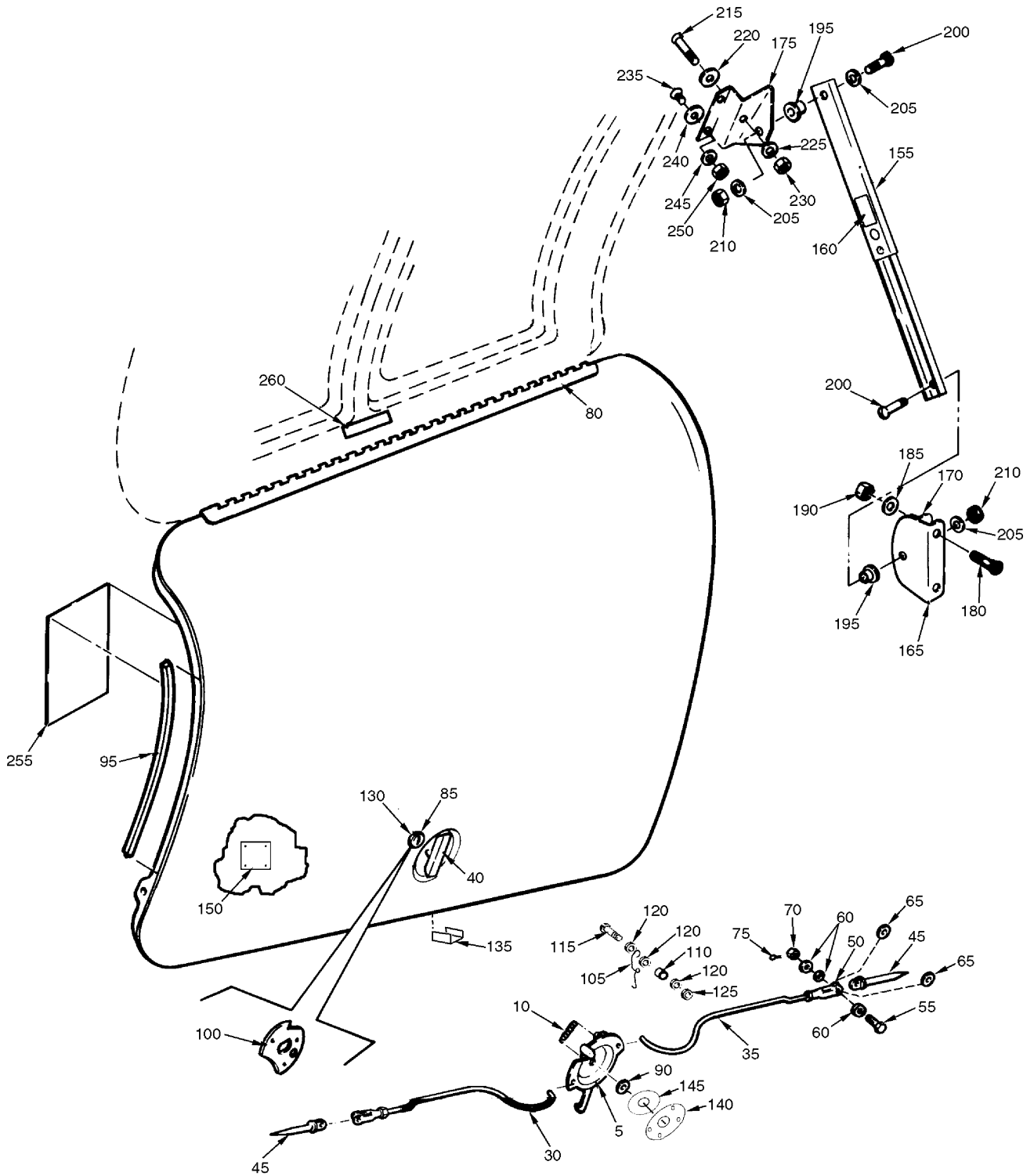


Figure 18. Fuselage Forward Baggage Door Assembly

PIPER AIRCRAFT, INC.
PA-34-220T
AIRPLANE PARTS CATALOG

Figure and Index Number	Part Number	Nomenclature	No. Req.	Serial Numbers Affected
18	96917	DRAWING - Fwd Baggage Door Assembly		
	37665	DRAWING - Baggage Door Holder Installation		
	96943	DRAWING - Latch Assembly		
1	96917-000	DOOR ASSY - Fwd Baggage (SEE FIG. 8 FOR NHA)	REF	
5	96943-000	* LATCH ASSY - Door	1	
10	96934-000	** SPRING - Door Latch	1	
-15	96931-000	** CAM - Door Latch	1	
-20	96942-000	** HOOK - Door Latch	1	
-25	96944-000	** PLATE - Door Latch	1	
30	96937-003	* ROD ASSY - Door Latch - Fwd	1	
35	96938-002	* ROD - Door Latch - Aft	1	
40	96939-004	* HANDLE ASSY - Door Latch	1	
45	96935-000	* PIN - Door Latch	2	
50	554-757	* CLEVIS - Rod End (MS35812-1)	2	
55	400-054	* BOLT - (AN3-7)	2	
60	690-612	* WASHER - (NAS1149F0363P)	6	
65	690-609	* WASHER - (NAS1149F0332P)	4	
70	404-392	* NUT - (AN320-3)	2	
75	424-051	* COTTER PIN - (MS24665-132)	2	
80	95744-002	* HINGE HALF - Door	1	
85	21176-000	* SPACER - Door Lock	1	
90	62833-080	* WASHER - Nylon	1	
95	100802-002	* SEAL - Baggage Door (90.2 ins.) (2.29m)	1	
100	36521-002	* DOUBLER - Baggage Door Lock	1	
105	89130-002	* SPRING - Door Latch	1	
110	98401-027	* SPACER	1	
115	400-438	* BOLT - (AN3-4A)	1	
120	690-609	* WASHER - (NAS1149F0332P)	3	
125	404-526	* NUT - (MS21042-3)	1	
130	87329-010	LOCK ASSY - Door (SEE NOTE 1)	1	3447001 thru 3447012
-130A	100586-011	LOCK ASSY - Door (SEE NOTE 2)	1	3447013 thru 3447029; 3449001 and up
135	96945-000	SEAL	1	
140	96940-000	SUPPORT ASSY - Door Latch	1	
145	62833-080	WASHER - Door Latch	1	
150	96911-000	COVER - Door Latch	1	
155	37666-000	HOLDER ASSY	1	
160	69669-080	PLACARD - Unlatch	REF	
165	37662-000	BRACKET - Baggage Door	1	
170	37663-000	BRACKET - Baggage Door	1	
175	37664-000	BRACKET - Baggage Door	1	
180	410-249	SCREW - (MS24694-S17)	2	
185	690-616	WASHER - (NAS1149FN832P)	2	
190	404-529	NUT - (MS21042-08)	2	
195	63020-002	BUSHING	2	
200	400-862	SCREW - (AN23-10A)	2	
205	690-609	WASHER - (NAS1149F0332P)	2	
210	404-526	NUT - (MS21042-3)	1	
215	410-048	SCREW - (MS24694-S62)	1	
220	494-037	WASHER	1	
225	690-609	WASHER - (NAS1149F0332P)	1	
230	404-526	NUT - (MS21042-3)	1	

- ITEM NOT ILLUSTRATED

When ordering, always specify Part Number, Description, and Serial Number of Aircraft

Revised: March 10, 2009

PIPER AIRCRAFT, INC.
PA-34-220T
AIRPLANE PARTS CATALOG

Figure and Index Number	Part Number	Nomenclature	No. Req.	Serial Numbers Affected
18-				
235	416-785	SCREW - (MS24693-S272)	2	
240	494-037	WASHER	2	
245	690-609	WASHER - (NAS1149F0332P)	2	
250	404-526	NUT - (MS21042-3)	2	
255	69669-081	PLACARD - Door Support	1	
260	69669-148	PLACARD - Baggage Limitations	REF	

NOTES:

1. FOR MATCHING DOOR LOCKS, ORDER KIT, PART NUMBER 87329-005.
2. PART OF DOOR LOCK KIT, PART NUMBER 100586-030.

- ITEM NOT ILLUSTRATED

When ordering, always specify Part Number, Description, and Serial Number of Aircraft

Revised: March 10, 2009

1D12

**PIPER AIRCRAFT, INC.
PA-34-220T
AIRPLANE PARTS CATALOG**

THIS PAGE INTENTIONALLY LEFT BLANK

PIPER AIRCRAFT, INC.
PA-34-220T
AIRPLANE PARTS CATALOG

Figure and Index Number	Part Number	Nomenclature	No. Req.	Serial Numbers Affected
19	39508	DRAWING - Windshield Installation		
	85206	DRAWING - Window Installation		
	39759	DRAWING - Window Frame Installation		
1	39508-005	WINDSHIELD - Tinted (0.25 in. (6.35mm) thick)	1	3447001 thru 3447029
-1A	39508-011	WINDSHIELD - Tinted (0.25 in. (6.35mm) thick)	1	3449001 and up
5	39508-006	COLLAR - Inside Left	1	
10	39508-007	COLLAR - Inside Right	1	
15	39508-008	COLLAR - Outside Left	1	
20	39508-009	COLLAR - Outside Right	1	
-25	69891-023	RETAINER - Right	1	3449001 and up
30	69891-022	RETAINER - Left	1	3449001 and up
35	100696-013	RETAINER - Upper	1	3449001 and up
40	79155-000	RETAINER - Left	1	
45	79154-000	RETAINER - Right	1	
50	415-536	SCREW (MS35206-246)	14	3449001 and up
-50A	603-305	NUTPLATE	14	
55	415-495	SCREW (MS35206-230)	4	
60	486-262	SCREW (NAS601-8P)	20	
60A	486-262	SCREW (NAS601-8P)	12	3449001 and up
65	419-681	SCREW	4	
70	494-001	WASHER	4	
-75	69713-005	WINDOW ASSY - Fwd Left (tinted)	1	
80	69712-005	* WINDOW - Fwd Left	1	
-85	65896-002	* WINDOW ASSY - Storm	1	
90	65740-002	* * WINDOW - Storm	1	
95	65895-000	* * HINGE	1	
100	65782-000	* HINGE	1	
-101	65826-008	* STRAP - Lower Hinge	1	
105	63744-009	* PIN - Storm Window Hinge	1	
110	65742-000	* LATCH ASSY - Storm Window	1	
115	79572-000	* SCREW - Latch Attachment	1	
120	407-041	* WASHER (MS35338-41)	1	
125	408-826	* WASHER (3502-10-71)	1	
130	477-696	* NUT - Dome (8061-NP)	1	
135	85294-003	WINDOW - Aft Right (tinted)	1	
140	85294-005	WINDOW - Mid Right (tinted)	1	
145	85294-006	WINDOW - Mid Left (tinted)	1	
150	85294-007	WINDOW - Fwd Right (tinted)	1	
155	68293-002	RETAINER - Left Fwd Window - Upper	1	
-155A	419-641	SCREW (4X1/2L, Type A, Rec Hd)	5	
160	69709-002	RETAINER - Left Fwd Window - Lower	1	
-160A	419-641	SCREW (4X1/2L, Type A, Rec Hd)	6	
165	79562-002	RETAINER - Left Fwd Window - Fwd	1	
-165A	419-641	SCREW (4X1/2L, Type A, Rec Hd)	4	
170	85194-008	RETAINER - Left Fwd Window - Aft	1	
175	85194-016	RETAINER - Left Aft Window - Upper	1	
-175A	419-641	SCREW (4X1/2L, Type A, Rec Hd)	7	
180	85194-015	RETAINER - Left Aft Window - Lower	1	
-180A	419-641	SCREW (4X1/2L, Type A, Rec Hd)	7	
185	85194-009	RETAINER - Left Aft Window - Fwd	1	
190	85194-021	RETAINER - Left Aft Window - Aft	1	
195	85194-017	RETAINER - Right Fwd Window - Upper	1	
-195A	419-641	SCREW (4X1/2L, Type A, Rec Hd)	7	
200	85194-015	RETAINER - Right Fwd Window - Lower	1	

- ITEM NOT ILLUSTRATED

When ordering, always specify Part Number, Description, and Serial Number of Aircraft

Revised: March 10, 2009

PIPER AIRCRAFT, INC.
PA-34-220T
AIRPLANE PARTS CATALOG

Figure and Index Number	Part Number	Nomenclature	No. Req.	Serial Numbers Affected
19-				
205	85194-009	RETAINER - Right Fwd Window - Fwd	1	
210	85194-010	RETAINER - Right Fwd Window - Aft	1	
215	85194-019	RETAINER - Right Mid Window - Upper	1	
220	85194-020	SHIM - Right Mid Window - Upper	1	
225	85194-014	RETAINER - Right Mid Window - Lower	1	
-225A	419-641	SCREW (4X1/2L, Type A, Rec Hd)	8	
230	85194-012	RETAINER - Right Mid Window - Fwd	1	
235	85194-007	RETAINER - Right Mid Window - Aft	1	
240	85194-018	RETAINER - Right Aft Window - Upper	1	
-240A	419-641	SCREW (4X1/2L, Type A, Rec Hd)	7	
245	85194-013	RETAINER - Right Aft Window - Lower	1	
-245A	419-641	SCREW (4X1/2L, Type A, Rec Hd)	7	
250	85194-011	RETAINER - Right Aft Window - Fwd	1	
255	85194-006	RETAINER - Right Aft Window - Aft	1	
-260	DELETED			
265	69669-141	PLACARD - Storm Window	REF	

- ITEM NOT ILLUSTRATED

When ordering, always specify Part Number, Description, and Serial Number of Aircraft

Revised: March 10, 2009

**PIPER AIRCRAFT, INC.
PA-34-220T
AIRPLANE PARTS CATALOG**

**SECTION III
TAIL SURFACES GROUP**

Reissued: December 10, 2006

PIPER AIRCRAFT, INC.
PA-34-220T
AIRPLANE PARTS CATALOG

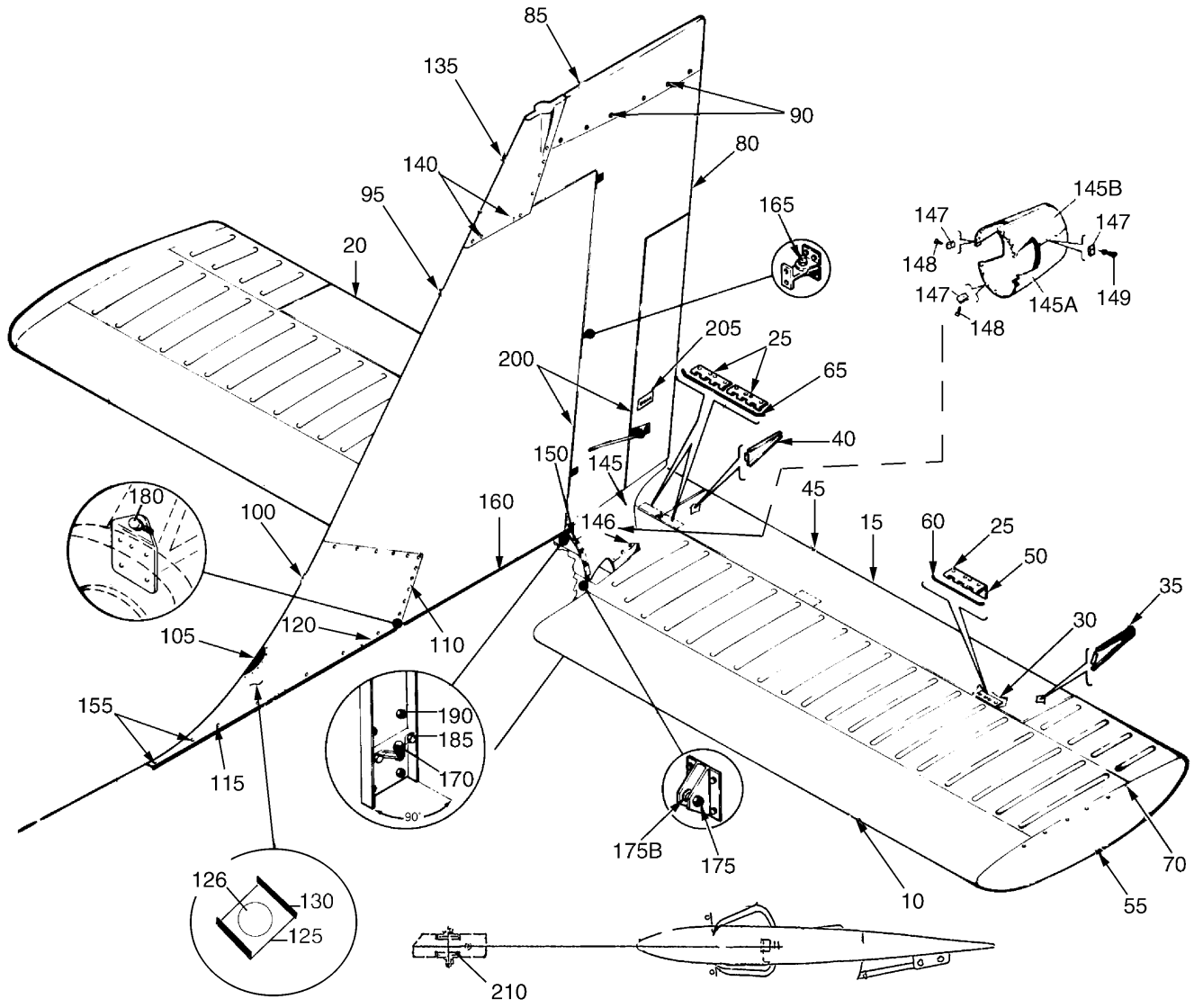


Figure 20. Tail Surfaces Installation

PIPER AIRCRAFT, INC.
PA-34-220T
AIRPLANE PARTS CATALOG

Figure and Index Number	Part Number	Nomenclature	No. Req.	Serial Numbers Affected
20	95540 (AU) 36809 (AF)	DRAWING - Tail Surfaces Installation DRAWING - Air Conditioning Installation		
-5	95540-002	STABILATOR ASSY	1	
10	95866-000	* STABILATOR ASSY (SEE FIG. 21 FOR BKDN)	1	
15	95864-000	* TAB ASSY - Stabilator - Left	1	
20	95864-001	* TAB ASSY - Stabilator - Right	1	
25	95864-002	** HINGE	3	
30	68817-030	** SPACER	3	
35	95853-000	** RIB - Stabilator Trim Tab - Left	3	
-35A	95853-001	** RIB - Stabilator Trim Tab - Right	3	
40	95853-002	** RIB - Stabilator Trim Tab - Left	1	
-40A	95853-003	** RIB - Stabilator Trim Tab - Right	1	
45	95865-000	** SKIN - Stabilator Trim Tab - Left	1	
-45A	95865-001	** SKIN - Stabilator Trim Tab - Right	1	
50	96544-000	** STIFFENER - Stabilator Trim Tab	3	
55	95620-000	* TIP ASSY - Stabilator	2	
-55A	95620-007	* TIP ASSY - Stabilator (ALTERNATE PART FOR ITEM 55)	2	
60	62002-003	* PIN-HINGE - Stabilator Trim Tab	4	
65	95540-003	* PIN-HINGE - Stabilator Trim Tab (10.02 ins)(25.45cm)	1	
70	414-763	* SCREW - (MS24693-S50)	28	
-70A	494-101	* WASHER	28	
-70B	406-709	* NUT	28	
-75	95540-012	RUDDER ASSY - Complete	1	3447001 thru 3447029
-75A	95540-018	RUDDER ASSY - Complete	1	3449001 and up
80	95520-004	* RUDDER ASSY (SEE FIG. 23 FOR BKDN)	1	3447001 thru 3447029
-80A	95520-005	* RUDDER ASSY (SEE FIG. 23 FOR BKDN)	1	3449001 and up
85	36730-005	* TIP ASSY - Rudder	1	
90	414-763	* SCREW - (MS24693-S50)	12	
-90A	494-101	* WASHER	12	
-90B	406-709	* NUT	12	
95	95530-005	FIN ASSY (SEE FIG. 22 FOR BKDN)	1	3447001 thru 3447029
-95A	95530-007	FIN ASSY (SEE FIG. 22 FOR BKDN)	1	3449001 and up
100	78611-000	FIN ASSY - Dorsal	1	
-100A	78332-000	FIN ASSY - Dorsal (SEE NOTE 1)	1	
105	78610-002	* SCREEN	1	
110	410-069	SCREW - (MS24693-C50)	22	
-110A	598-395	WASHER	22	
115	414-783	SCREW - (MS24693-C5)	10	
-115A	598-395	WASHER	10	
120	63186-016	MOULDING - Extruded	1	
125	78429-000	SEAL	2	
126	87754-002	COVER (SEE NOTE 1)	1	
130	63186-019	MOULDING - Extruded	2	
135	95908-013	TIP ASSY - Fin	1	
140	410-069	SCREW - (MS24693-C50)	14	
-140A	598-395	WASHER	14	

- ITEM NOT ILLUSTRATED

When ordering, always specify Part Number, Description, and Serial Number of Aircraft

Revised: March 10, 2009

PIPER AIRCRAFT, INC.
PA-34-220T
AIRPLANE PARTS CATALOG

Figure and Index Number	Part Number	Nomenclature	No. Req.	Serial Numbers Affected
20-				
145	96338-011	FAIRING ASSY - Tail Cone	1	
-145A	96338-012	* FAIRING - Tail Cone - Lower	1	
-145B	96338-013	* FAIRING - Tail Cone - Upper	1	
146	414-783	* SCREW - (MS24693-C51)	10	
-146A	598-395	* WASHER	10	
147	477-640	* NUT	26	
		(See Piper Service Bulletin #1141, - latest revision.)		
148	415-378	SCREW - (MS51957-45)	16	
149	410-054	SCREW - (MS24694-C5)	10	
150	415-179	SCREW - (AN526-C-832R8)	16	
155	414-783	SCREW - (MS24693-C51)	2	
-155A	598-395	WASHER	2	
160	95540-015	MOULDING - Extruded	2	
165	402-286	BOLT - (AN173-11A)	2	
-165A	690-612	WASHER - (NAS1149F0363P)	AR	
-165B	690-609	WASHER - (NAS1149F0332P)	AR	
-165C	404-526	NUT - (MS21042-3)	2	
170	402-285	BOLT - (AN173-10A)	1	
-170A	690-612	WASHER - (NAS1149F0363P)	AR	
-170B	690-609	WASHER - (NAS1149F0332P)	AR	
-170C	404-526	NUT - (MS21042-3)	1	
175	402-680	BOLT - (NAS1104-17)	2	
-175A	690-611	WASHER - (NAS1149F0463P)	2	
175B	690-613	WASHER - (NAS1149F0432P)	AR	
-175C	406-637	NUT - (MS21045-4)	2	
180	400-002	BOLT - (AN4-5A)	1	
-180A	690-613	WASHER - (NAS1149F0432P)	1	
185	553-266	BOLT - Nylor (NKN428-3-7)	2	
-185A	404-224	NUT - (AN315-3R)	2	
190	401-186	BOLT - (AN5-6A)	4	
-190A	690-628	WASHER - (NAS1149F0563P)	8	
-190B	404-889	NUT - (MS20365-524C)	4	
200	469-600	JUMPER ASSY	2	
-200A	407-041	WASHER - (MS35338-41)	4	
-200B	690-639	WASHER - (NAS1149FN616P)	4	
-200C	415-521	SCREW - (MS35206-231)	4	
205	583-581	PLACARD - Do Not Push (87341-002)	REF	
210	96564-000	PLATE	1	
-210A	400-017	BOLT - (AN4-24A)	2	
-210B	690-611	WASHER - (NAS1149F0463P)	AR	
-210C	406-945	NUT - (NAS679A4W)	2	

NOTES:

1. USED IF AIR CONDITIONING IS INSTALLED.

- ITEM NOT ILLUSTRATED

When ordering, always specify Part Number, Description, and Serial Number of Aircraft

**PIPER AIRCRAFT, INC.
PA-34-220T
AIRPLANE PARTS CATALOG**

THIS PAGE INTENTIONALLY LEFT BLANK

PIPER AIRCRAFT, INC.
PA-34-220T
AIRPLANE PARTS CATALOG

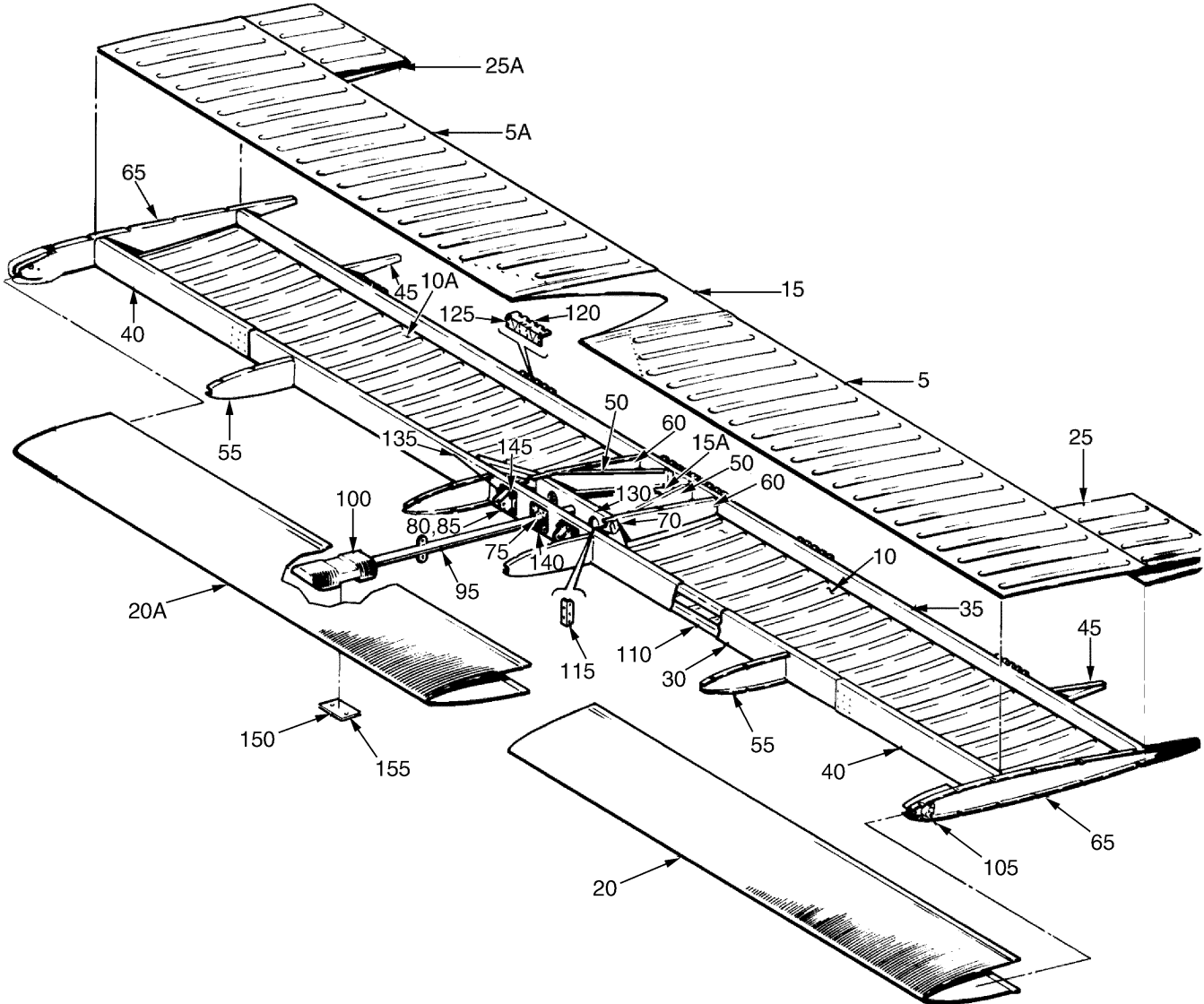


Figure 21. Stabilator Assembly

PIPER AIRCRAFT, INC.
PA-34-220T
AIRPLANE PARTS CATALOG

Figure and Index Number	Part Number	Nomenclature	No. Req.	Serial Numbers Affected
21	95866	DRAWING - Stabilator Assembly		
-1	95866-000	STABILATOR ASSY (SEE FIG. 20 FOR NHA) (SEE NOTE 1)	REF	
5	95855-000	* SKIN - Stabilator - Aft Upper - Left	1	
5A	95855-001	* SKIN - Stabilator - Aft Upper - Right	1	
10	95856-000	* SKIN - Stabilator - Aft Lower - Left	1	
10A	95856-001	* SKIN - Stabilator - Aft Lower - Right	1	
15	95863-000	* SKIN - Stabilator - Center Upper	1	
15A	95863-002	* SKIN - Stabilator - Center Lower	1	
20	95860-000	* SKIN - Stabilator - Leading Edge - Left	1	
20A	95860-001	* SKIN - Stabilator - Leading Edge - Right	1	
25	96556-000	* SKIN - Stabilator - Trailing Edge - Left	1	
25A	96556-001	* SKIN - Stabilator - Trailing Edge - Right	1	
30	63561-005	* SPAR - Stabilator - Main	1	
35	96551-000	* SPAR - Stabilator - Aft	1	
40	95857-000	* SPAR - Stabilator - Outboard Fwd	2	
45	96534-000	* RIB - Stabilator	2	
50	96552-000	* RIB - Stabilator	2	
55	95852-000	* RIB - Stabilator - Fwd	4	
60	95859-000	* RIB - Stabilator - Aft	2	
65	96562-000	* RIB ASSY - Stabilator - Outboard	2	
70	63566-003	* STIFFENER - Stabilator - Upper Left	1	
-70A	63566-002	* STIFFENER - Stabilator - Lower Left	1	
-70B	63566-002	* STIFFENER - Stabilator - Upper Right	1	
-70C	63566-003	* STIFFENER - Stabilator - Lower Right	1	
75	63567-000	* FITTING - Balance Weight Attachment	2	
80	63563-002	* FITTING ASSY - Stabilator Hinge	2	
85	95867-000	* FILLER	2	
-90	68432-004	* BALANCE WEIGHT ASSY - Stabilator	1	
-90A	68432-005	* BALANCE WEIGHT ASSY - Stabilator (SEE NOTE 2)	1	
95	68433-003	** TUBE ASSY - Stabilator	1	
100	96565-000	** WEIGHT - Stabilator (USE WITH ITEM 90)	1	
-100A	96565-002	** WEIGHT - Stabilator (USE WITH ITEM 90A)	1	
105	78176-000	* WEIGHT ASSY - Stabilator End	2	
110	95871-000	* CAP - Stabilator - Spar	2	
115	63564-002	* ANGLE - Stabilator	2	
120	95866-002	* HINGE - Half	6	
125	96545-000	* STIFFENER - Stabilator Hinges	6	
130	63560-005	* CLOSURE - Stabilator	1	
135	400-004	* BOLT - (AN4-7A)	4	
-135A	690-611	* WASHER - (NAS1149F0463P)	8	
-135B	404-530	* NUT - (MS21042-4)	4	
140	400-450	* BOLT - (AN3-17A) (Reference Piper Service Bulletin #1137, - latest revision.)	2	
-140A	690-612	* WASHER - (NAS1149F0363P)	4	
-140B	690-609	* WASHER - (NAS1149F0332P)	2	
-140C	404-526	* NUT - (MS21042-3)	2	
145	400-003	* BOLT - (AN4-6A)	4	
-145A	690-611	* WASHER - (NAS1149F0463P)	8	
-145B	404-530	* NUT - (MS21042-4)	4	

- ITEM NOT ILLUSTRATED

When ordering, always specify Part Number, Description, and Serial Number of Aircraft

Revised: March 10, 2009

PIPER AIRCRAFT, INC.
PA-34-220T
AIRPLANE PARTS CATALOG

Figure and Index Number	Part Number	Nomenclature	No. Req.	Serial Numbers Affected
21-				
150	96564-000	PLATE - Stabilator Balance	AR	
155	400-117	BOLT - (AN4-24)	2	
-155A	690-611	WASHER - (NAS1149F0463P)	4	
-155B	404-888	NUT - (MS20365-428C)	2	

NOTES:

1. ORDER STABILATOR WITH BALANCE WEIGHT ASSY,
PART NUMBER 68432-05, IF PNEUMATIC DEICER
EQUIPMENT IS INSTALLED. SEE ITEM 90A.
2. USED IF PNEUMATIC DEICER EQUIPMENT IS INSTALLED.

- ITEM NOT ILLUSTRATED

When ordering, always specify Part Number, Description, and Serial Number of Aircraft

Revised: March 10, 2009

**PIPER AIRCRAFT, INC.
PA-34-220T
AIRPLANE PARTS CATALOG**

THIS PAGE INTENTIONALLY LEFT BLANK

PIPER AIRCRAFT, INC.
PA-34-220T
AIRPLANE PARTS CATALOG

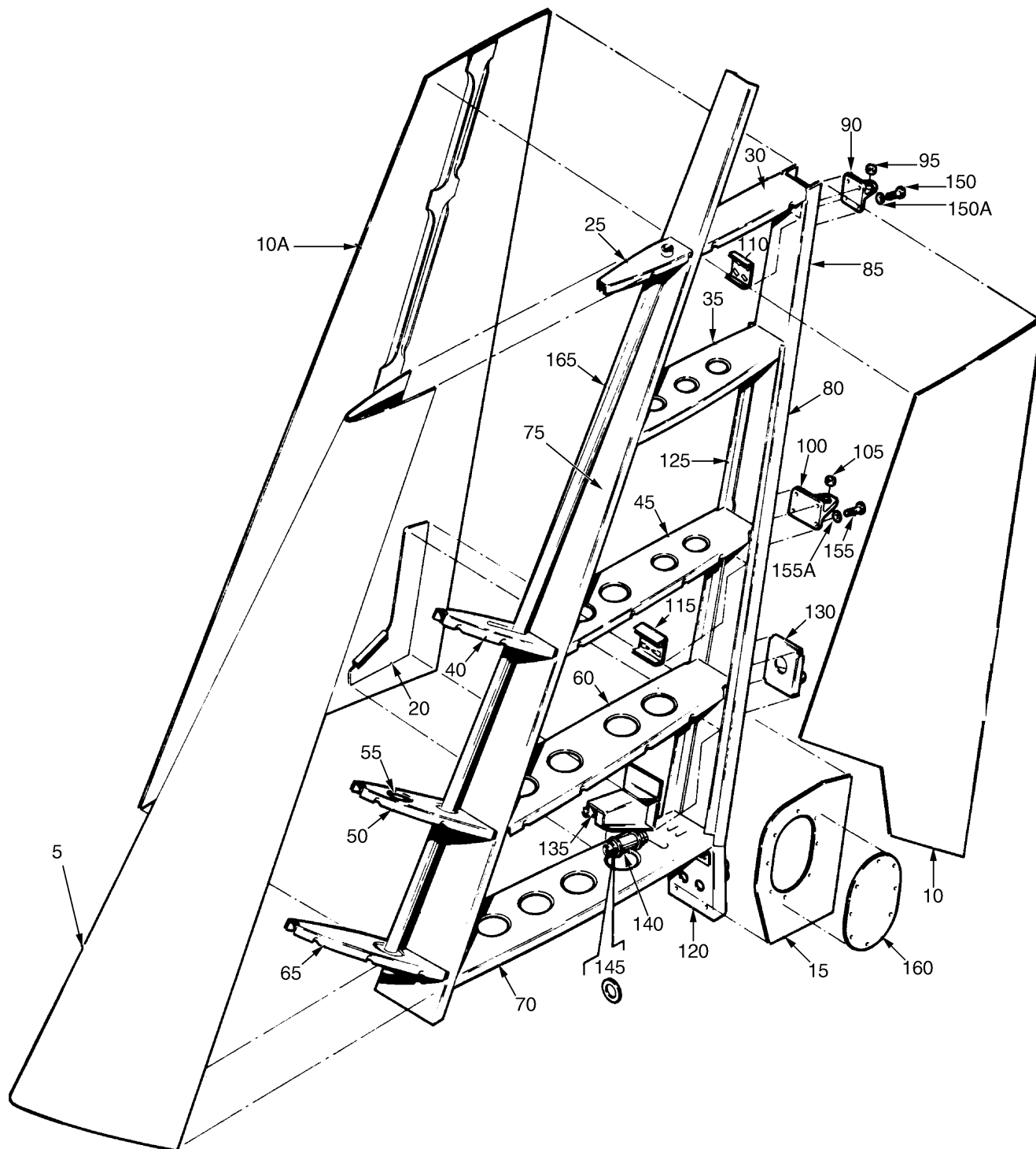


Figure 22. Fin Assembly

PIPER AIRCRAFT, INC.
PA-34-220T
AIRPLANE PARTS CATALOG

Figure and Index Number	Part Number	Nomenclature	No. Req.	Serial Numbers Affected
22	95530 (AF)	DRAWING - Fin Assembly		
-1	95530-005	FIN ASSY (SEE FIG. 20 FOR NHA)	REF	3447001 thru 3447029
-1A	95530-007	FIN ASSY (SEE FIG. 20 FOR NHA)	REF	3449001 and up
5	95968-000	* SKIN - Fin Leading Edge	1	
10	95530-002	* SKIN ASSY - Fin - Left	1	
10A	95530-003	* SKIN ASSY - Fin - Right	1	
15	95982-000	** DOUBLER ASSY - Fin Skin	1	
20	95913-000	** GUSSET - Fin Root - Aft	1	
25	95532-000	* RIB ASSY - Fin - Fwd	1	
30	95965-000	* RIB - Fin - Aft	1	
35	95963-000	* RIB - Fin - Aft	1	
40	95635-000	* RIB - Fin - Fwd	1	
45	95964-000	* RIB - Fin - Aft	1	
50	95538-000	* RIB ASSY - Fin - Fwd	1	
55	63976-069	** GROMMET	1	
60	95962-000	* RIB - Fin - Aft	1	
65	95967-002	* RIB - Fin - Fwd	1	
70	95531-000	* RIB ASSY - Fin - Root	1	
75	95903-000	* SPAR ASSY - Fin - Fwd	1	
80	95824-002	* SPAR ASSY - Fin - Aft (Reference Piper Service Bulletin #1146, - latest revision.) (SEE FIGURE 64 ITEM 195 FOR FURTHER BRKDOWN)	1	3447001 thru 3447029
-80A	95824-003	* SPAR ASSY - Fin - Aft (SEE FIGURE 64 ITEM 195 FOR FURTHER BRKDOWN)	1	3449001 thru 3449195
-80B	95824-004	* SPAR ASSY - Fin - Aft (Reference Piper Service Bulletin #1146, - latest revision.) (SEE FIGURE 64 ITEM 195 FOR FURTHER BRKDOWN)	1	3449196 and up
85	95563-002	** SPAR - Fin - Aft	1	
90	95850-000	** HINGE ASSY - Fin - Upper	1	
95	452-387	** * BEARING - (KP3A)	1	
100	95539-000	** HINGE ASSY - Fin - Lower	1	
105	452-387	** * BEARING - (KP3A)	1	
110	95904-000	** DOUBLER ASSY - Hinge - Upper	1	
115	95536-000	** DOUBLER ASSY - Hinge - Lower	1	
120	63501-004	** FITTING - Fin Root	1	
125	95916-001	** STIFFENER - Rear Spar - Right	1	
-125A	95916-000	** STIFFENER - Rear Spar - Left	1	
130	37427-000	** BRACKET ASSY - Rudder Trim	1	3447001 thru 3447029
-130A	37427-002	** BRACKET ASSY - Rudder Trim	1	3449001 and up
135	78652-000	** BRACKET ASSY - Rudder Trim	1	
140	96596-000	** * BARREL	1	
145	62833-018	** * WASHER - Shim	AR	
150	401-266	** BOLT - (AN3-5A)	4	
150A	690-609	** WASHER - (NAS1149F0332P)	4	
155	400-440	** BOLT - (AN3-6A)	4	
155A	690-609	** WASHER - (NAS1149F0332P)	4	
160	62109-000	* COVER - Fin (Reference Piper Service Bulletin #1146, - latest revision.)	1	
-160A	415-533	* SCREW - (MS35206-243)	8	
165	95264-000	* CONDUIT - Fin Leading Edge	1	

- ITEM NOT ILLUSTRATED

When ordering, always specify Part Number, Description, and Serial Number of Aircraft

Revised: September 10, 2008

PIPER AIRCRAFT, INC.
PA-34-220T
AIRPLANE PARTS CATALOG

Figure and Index Number	Part Number	Nomenclature	No. Req.	Serial Numbers Affected
23	95520 (AE)	DRAWING - Rudder Assembly		
-1	95520-004	RUDDER ASSY (SEE FIG. 20 FOR NHA)	REF	3447001 thru 3447029
-1A	95520-005	RUDDER ASSY (SEE FIG. 20 FOR NHA)	REF	3449001 and up
5	96230-000	* SKIN - Rudder - Upper	1	
10	96219-000	* SKIN - Rudder - Lower Left	1	3447001 thru 3447029
-10A	96219-002	* SKIN - Rudder - Lower Left	1	3449001 and up
10B	96229-000	* SKIN - Rudder - Lower Right	1	
15	96233-000	* SKIN - Rudder - Upper Fwd	1	
20	96232-000	* RIB - Rudder - Upper	1	
25	96231-000	* RIB - Rudder - Fwd	1	
30	95525-000	* RIB - Rudder - Center	1	
35	96202-000	* RIB - Rudder - Aft	1	
40	95524-000	* RIB - Rudder - Fwd	1	
45	96203-000	* RIB - Rudder - Aft	1	
50	95523-000	* RIB ASSY - Rudder	1	
55	95570-000	* RIB - Trim Rod Doubler	1	3447001 thru 3447029
-55A	95570-002	* RIB - Trim Rod Doubler	1	3449001 and up
60	96209-000	* RIB - Rudder - Lower	1	
65	96212-000	* TUBE ASSY - Torque - Rudder Control	1	
70	96319-002	* FITTING - Rudder Torque Tube	1	
75	96321-000	* SECTOR ASSY - Rudder Torque Tube	1	
80	452-387	** BEARING	1	
85	400-004	* BOLT - (AN4-7A)	2	
-85A	407-613	* WASHER - (AN960-PD416)	4	
-85B	404-530	* NUT - (MS21042-4)	2	
90	691-346	* BOLT - (NAS6603-22)	2	
-90A	407-574	* WASHER - (AN960-PD10)	4	
-90B	404-526	* NUT - (MS21042-3)	2	
95	96213-002	* BRACKET - Rudder	1	3447001 thru 3447029
-95A	96213-003	* BRACKET - Rudder	1	3449001 and up
100	96235-000	* COUNTERBALANCE - Rudder	1	
105	96217-000	* BRACKET - Rudder Hinge	4	
110	95520-002	* HINGE HALF - Rudder	1	
115	95520-003	* PIN - HINGE - Rudder Trim Tab	1	
120	95567-000	* TRIM TAB ASSY - Rudder	1	3447001 thru 3447029
-120A	95567-003	* TRIM TAB ASSY - Rudder	1	3449001 and up
125	95520-002	** HINGE HALF - Trim Tab	1	
130	96200-000	** BRACKET - Trim Tab - Lower	1	3447001 thru 3447029
-130A	96200-001	** BRACKET - Trim Tab - Upper	1	3447001 thru 3447029
-130B	96200-002	** BRACKET - Trim Tab - Lower	1	3449001 and up
-130C	96200-003	** BRACKET - Trim Tab - Upper	1	3449001 and up
135	401-266	* BOLT - (AN3-5A)	8	
-135A	690-609	* WASHER - (NAS1149F0332P)	8	
140	96234-000	* RIB ASSY - Rudder Counterbalance	1	
145	95521-003	* SPAR ASSY - Rudder - Fwd	1	3447001 thru 3447029
-145A	95521-005	* SPAR ASSY - Rudder - Fwd	1	3449001 and up
150	95522-000	* SPAR - Rudder - Aft	1	

- ITEM NOT ILLUSTRATED

When ordering, always specify Part Number, Description, and Serial Number of Aircraft

Revised: March 10, 2009

**PIPER AIRCRAFT, INC.
PA-34-220T
AIRPLANE PARTS CATALOG**

THIS PAGE INTENTIONALLY LEFT BLANK

**SECTION IV
LANDING GEAR GROUP**

PIPER AIRCRAFT, INC.
PA-34-220T
AIRPLANE PARTS CATALOG

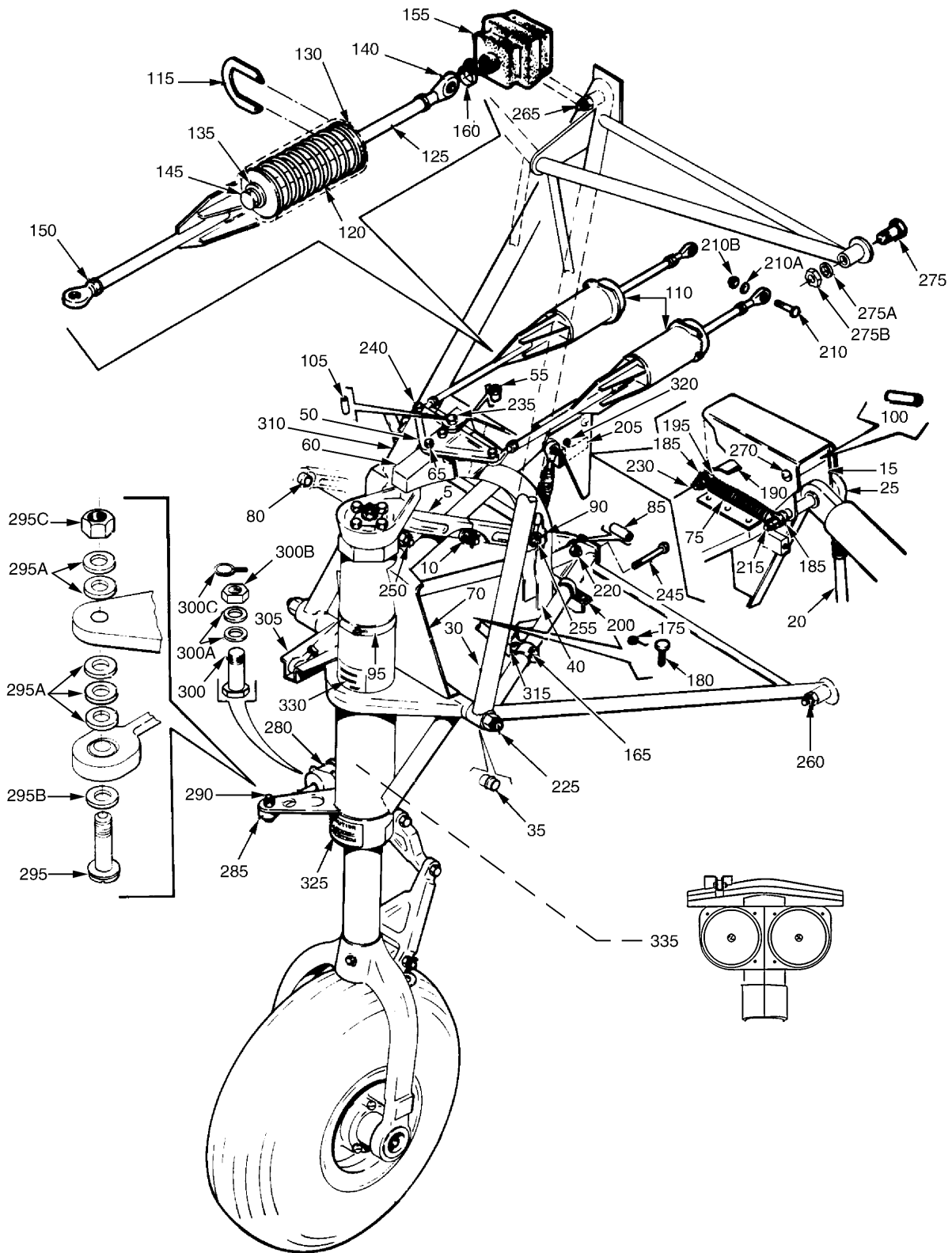


Figure 24. Nose Gear Installation

PIPER AIRCRAFT, INC.
PA-34-220T
AIRPLANE PARTS CATALOG

Figure and Index Number	Part Number	Nomenclature	No. Req.	Serial Numbers Affected
24	39460 (S)	DRAWING - Nose Gear Installation		
-1	39461-002	GEAR ASSY - Nose (SEE FIG. 25 FOR BKDN)	1	
5	78677-000	LINK ASSY - Drag - NLG	1	
10	402-921	* BOLT - (NAS464P6-20)	1	
-10A	690-629	* WASHER - (NAS1149F0663P)	1	
-10B	404-395	* NUT - (AN320-6)	1	
-10C	424-059	* COTTER PIN - (MS24665-283)	1	
15	95712-004	LINK ASSY - NLG Retraction	1	
20	95829-000	LINK ASSY - NLG Downlock (Reference Piper Service Bulletin #1113, - latest revision.)	1	
25	452-334	* BEARING - Rod End	1	
30	39459-002	MOUNT ASSY - NLG	1	
35	452-534	* BEARING	4	
40	95759-007	TRACK ASSY - NLG	1	
-45	95393-002	ARM ASSY - Steering	1	
50	95395-000	* ARM ASSY	1	
55	452-540	* * BEARING-Flanged	2	
60	95394-005	* CHANNEL ASSY (Reference Piper Service Bulletin #1123, - latest revision.)	1	
-60A	95394-006	* * CHANNEL	1	
-60B	95394-007	* * ANGLE	1	
-60C	95394-008	* * PLATE	1	
65	401-310	* BOLT - (AN4-10A)	2	
-65A	690-611	* WASHER - (NAS1149F0463P)	2	
-65B	404-530	* NUT - (MS21042-4)	2	
70	95313-000	PANEL ASSY - Anti-Splash	1	
75	96178-000	SPRING - NLG Downlock (Reference Piper Service Bulletin #1123, - latest revision.)	1	
80	95061-029	BUSHING	1	
85	95061-030	BUSHING	1	
90	95061-031	BUSHING	1	
95	554-569	CLAMP	1	
100	95061-089	BUSHING (Reference Piper Service Bulletin #1123, - latest revision.)	1	
-100A	95061-313	BUSHING	1	3449001 and up
105	95061-028	BUSHING	1	
110	78543-000	BUNGEE ASSY - Nose Wheel	2	
115	78541-000	* RETAINER	1	
120	78490-000	* SPRING	1	
125	78537-000	* TUBE ASSY - Bungee	1	
130	62833-092	* WASHER	2	
135	62833-089	* WASHER	1	
140	452-357	* ROD END	2	
145	553-172	* BOLT	1	
-145A	408-051	* WASHER - (MS35333-40)	1	
150	404-225	* NUT - (AN315-4R)	2	
-150A	408-051	* WASHER - (MS35333-40)	2	
155	78334-000	BOOT - Bungee	2	
160	654-159	CLAMP	2	
165	96849-005	STOP ASSY - NLG Up	1	
-170	36777-002	* BRACKET - Stop Assy	1	
175	96867-000	* SPRING - Switch Bracket Return	1	

- ITEM NOT ILLUSTRATED

When ordering, always specify Part Number, Description, and Serial Number of Aircraft

Revised: March 10, 2009

PIPER AIRCRAFT, INC.
PA-34-220T
AIRPLANE PARTS CATALOG

Figure and Index Number	Part Number	Nomenclature	No. Req.	Serial Numbers Affected
24-				
180	37970-005	* STOP ASSY - NOSE GEAR (5/16-18 UNC 2A)	1	
185	95061-020	BUSHING	2	
190	95061-024	BUSHING	1	
195	95061-025	BUSHING	1	
200	96790-002	ANGLE ASSY - NLG Track	1	
205	36778-002	BRACKET	1	
-205A	415-544	SCREW - (MS35206-244)	2	
-205B	690-616	WASHER - (NAS1149FN832P)	2	
210	401-269	BOLT - (AN3-10A)	2	
210A	690-612	WASHER - (NAS1149F0363P)	2	
210B	404-526	NUT - (MS21042-3)	2	
215	400-890	BOLT - (AN23-40A)	1	
-215A	690-612	WASHER - (NAS1149F0363P)	5	
-215B	690-609	WASHER - (NAS1149F0332P)	2	
-215C	404-526	NUT - (MS21042-3)	1	
220	401-194	BOLT - (AN5-16A)	1	
-220A	690-628	WASHER - (NAS1149F0563P)	2	
-220B	404-889	NUT - (MS20365-524C)	1	
225	400-322	BOLT - (AN8-45)	2	
-225A	690-631	WASHER - (NAS1149F0863P)	AR	
-225B	78034-000	WASHER - (Under Bolt Head)	2	
-225C	404-105	NUT - (AN310-8)	2	
-225D	424-085	COTTER PIN - (MS24665-302)	2	
230	400-886	BOLT - (AN23-34A)	1	
-230A	690-609	WASHER - (NAS1149F0332P)	2	
-230B	404-526	NUT - (MS21042-3)	1	
235	400-009	BOLT - (AN4-14A)	1	
-235A	690-611	WASHER - (NAS1149F0463P)	1	
-235B	404-530	NUT - (MS21042-4)	1	
240	400-443	BOLT - (AN3-12A)	2	
-240A	690-612	WASHER - (NAS1149F0363P)	4	
-240B	404-526	NUT - (MS21042-3)	2	
245	401-421	BOLT - (AN6-41A)	1	
-245A	690-629	WASHER - (NAS1149F0663P)	1	
-245B	404-563	NUT - (MS21045-6)	1	
250	693-215	BOLT - (NAS6207-50D)	1	
		(Reference Piper Service Bulletin #1123, - latest revision.)		
-250A	690-630	WASHER - (NAS1149F0763P)	1	
-250B	690-626	WASHER - (NAS1149F0732P)	AR	
-250C	404-396	NUT - (AN320-7)	1	
-250D	424-085	COTTER PIN - (MS24665-302)	1	
255	400-692	BOLT - (AN23-30)	1	
-255A	690-612	WASHER - (NAS1149F0363P)	1	
-255B	690-611	WASHER - (NAS1149F0463P)	2	
-255C	404-100	NUT - (AN310-3)	1	
-255D	424-051	COTTER PIN - (MS24665-132)	1	
260	401-405	BOLT - (AN6-25A)	2	
-260A	690-629	WASHER - (NAS1149F0663P)	AR	
-260B	404-563	NUT - (MS21045-6)	2	
265	401-515	BOLT - (AN7-21A)	1	
-265A	690-630	WASHER - (NAS1149F0763P)	2	
-265B	477-897	NUT	1	
270	400-684	BOLT - (AN23-25)	1	
-270A	690-609	WASHER - (NAS1149F0332P)	1	

- ITEM NOT ILLUSTRATED

When ordering, always specify Part Number, Description, and Serial Number of Aircraft

PIPER AIRCRAFT, INC.
PA-34-220T
AIRPLANE PARTS CATALOG

Figure and Index Number	Part Number	Nomenclature	No. Req.	Serial Numbers Affected
24-				
-270B	690-611	WASHER - (NAS1149F0463P)	2	
-270C	404-392	NUT - (AN320-3)	1	
-270D	424-052	COTTER PIN - (MS24665-134)	1	
275	401-404	BOLT - (AN6-24A)	2	
275A	690-629	WASHER - (NAS1149F0663P)	AR	
275B	404-563	NUT - (MS21045-6)	2	
280	96522-000	SPRING ASSY - NLG Centering	1	
285	452-552	* BEARING	1	
290	404-322	* NUT - (AN316-4R)	1	
295	400-910	BOLT - (AN24-20A)	1	
295A	690-611	WASHER - (NAS1149F0463P)	5	
295B	62833-123	WASHER - (0.56 in (14.2mm) O.D.)	1	
295C	404-530	NUT - (MS21042-4)	1	
300	400-109	BOLT - (AN4-14)	1	
300A	690-611	WASHER - (NAS1149F0463P)	2	
300B	404-101	NUT - (AN310-4)	1	
300C	424-052	COTTER PIN - (MS24665-134)	1	
305	401-270	BOLT - (AN3-11A)	1	
-305A	690-612	WASHER - (NAS1149F0363P)	4	
-305B	404-526	NUT - (MS21042-3)	1	
310	400-438	BOLT - (AN3-4A)	2	
-310A	690-612	WASHER - (NAS1149F0363P)	2	
-310B	404-526	NUT - (MS21042-3)	2	
315	401-269	BOLT - (AN3-10A)	4	
-315A	690-612	WASHER - (NAS1149F0363P)	4	
-315B	404-526	NUT - (MS21042-3)	4	
320	400-684	BOLT - (AN23-25)	1	
-320A	690-609	WASHER - (NAS1149F0332P)	1	
-320B	404-392	NUT - (AN320-3)	1	
-320C	424-052	COTTER PIN - (MS24665-134)	1	
325	582-943	PLACARD - Caution (35669-026)	REF	
330	583-635	PLACARD - NLG Servicing Instructions (87369-023)	REF	
335	96240-003	LIGHT ASSY - Landing Taxi (See Fig. 93A for breakdown)	1	

- ITEM NOT ILLUSTRATED

When ordering, always specify Part Number, Description, and Serial Number of Aircraft

PIPER AIRCRAFT, INC.
PA-34-220T
AIRPLANE PARTS CATALOG

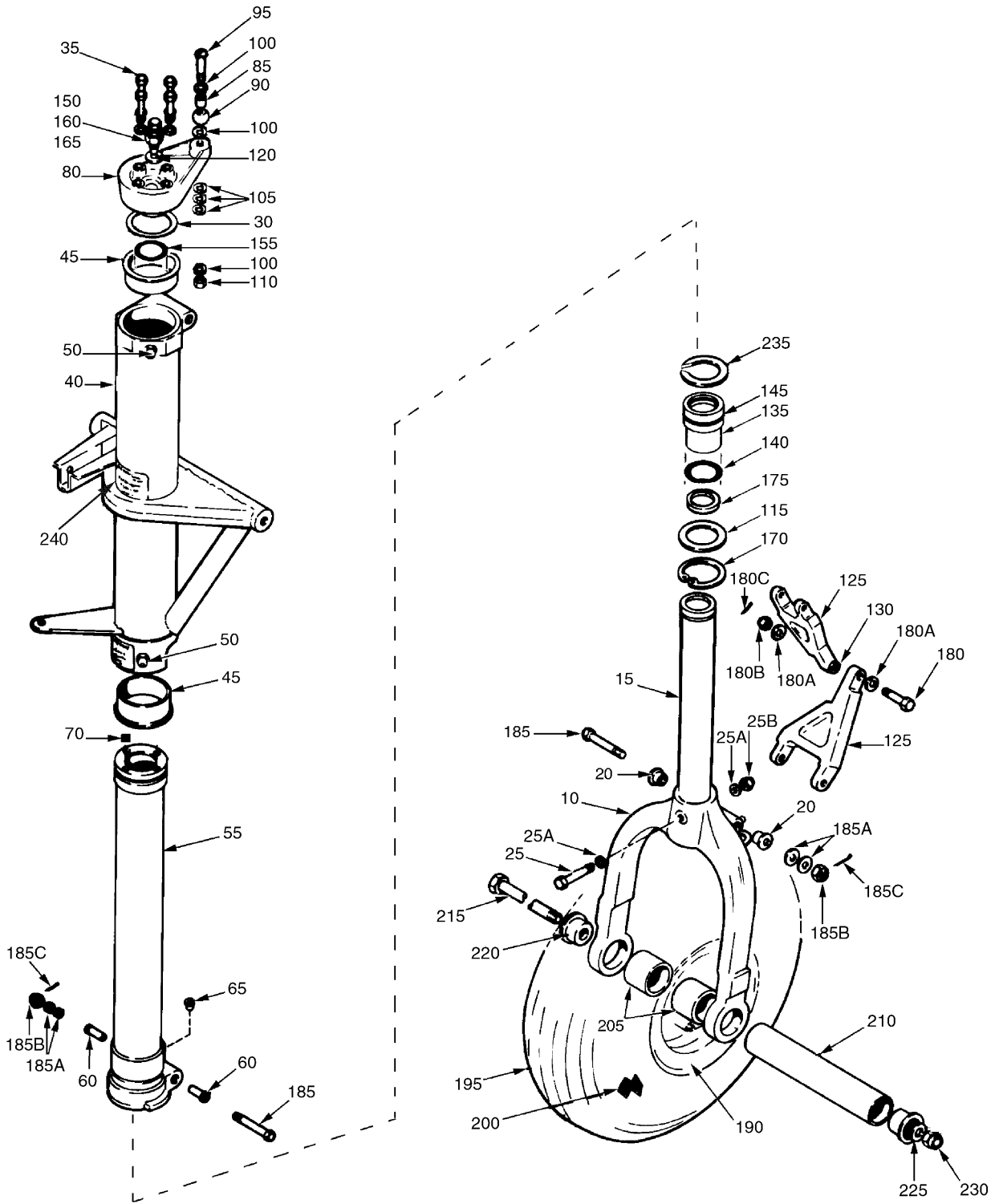


Figure 25. Nose Gear Assembly

Revised: September 10, 2008

PIPER AIRCRAFT, INC.
PA-34-220T
AIRPLANE PARTS CATALOG

Figure and Index Number	Part Number	Nomenclature	No. Req.	Serial Numbers Affected
25	39461 (T)	DRAWING - Nose Gear Assembly		
-1	39461-002	GEAR ASSY - Nose (SEE FIG. 24)	REF	
-5	39462-002	* FORK ASSY - NLG	1	
10	95714-000	** FORK - NLG	1	
15	39463-002	** TUBE ASSY - NLG Strut - Lower	1	
20	67026-007	** BUSHING - NLG	2	
25	400-019	** BOLT - (AN4-26A)	1	
25A	690-642	** WASHER - (NAS1149C0432R)	2	
25B	404-530	** NUT - (MS21042-4)	1	
30	62833-045	* WASHER (Use 2 maximum)	AR	
35	401-304	* BOLT - (AN4H-11A)	4	
-35A	690-611	* WASHER - (NAS1149F0463P)	8	
40	95723-006	* TRUNNION ASSY - NLG (Reference Piper Service Bulletin #1123, - latest revision.)	1	
45	67758-000	** BUSHING - Shoulder	2	
50	460-686	** FITTING - Lubrication (AS15002-1P)	2	
55	39465-002	* TUBE ASSY - NLG Strut - Upper	1	
60	452-448	** BEARING	2	
65	452-331	** BEARING	1	
70	467-116	** INSERT Helicoil - (MS124696)	4	
-75	95935-003	* TILLER ASSY	1	
80	78535-002	** TILLER - NLG	1	
85	95061-027	** BUSHING - Tiller	1	
90	95387-000	** ROLLER ASSY	1	
95	400-921	** BOLT - (AN24-31A)	1	
100	690-611	** WASHER - (NAS1149F0463P)	3	
105	690-613	** WASHER - (NAS1149F0432P)	3	
110	404-530	** NUT - (MS21042-4)	1	
115	80122-088	* WASHER	1	
120	462-024	* GASKET - Air Valve - (AN901-5A)	1	
125	105041-002	* LINK ASSY	2	
130	31796-000	** BUSHING	1	
135	39476-007	* BEARING ASSY - Strut Tube - Lower	1	
140	485-086	* SEAL - (7327FS-160-T)	1	
145	484-797	* O-RING - (MS28775-227)	1	
150	553-891	* CAP - Air Valve (MS20813-1)	1	
155	484-693	* O-RING - (MS28775-220)	1	
160	455-124	* CORE - Air Valve (AN809-1)	1	
165	453-124	* BODY - Air Valve	1	
170	485-193	* RING - Snap	1	
175	187-630	* RING - Wiper (4615SHD1750)	1	
180	691-334	* BOLT - (NAS6604D15)	1	
180A	690-611	* WASHER - (NAS1149F0463P)	2	
180B	404-101	* NUT - (AN310-4)	1	
180C	424-052	* COTTER PIN - (MS24665-134)	1	
185	691-315	* BOLT - (NAS6605D46)	2	
185A	690-628	* WASHER - (NAS1149F0563P)	4	
185B	404-102	* NUT - (AN310-5)	2	
185C	424-052	* COTTER PIN - (MS24665-134)	2	

- ITEM NOT ILLUSTRATED

When ordering, always specify Part Number, Description, and Serial Number of Aircraft

Revised: September 10, 2009

**PIPER AIRCRAFT, INC.
PA-34-220T
AIRPLANE PARTS CATALOG**

Figure and Index Number	Part Number	Nomenclature	No. Req.	Serial Numbers Affected
25-				
190	551-785	* WHEEL ASSY - NLG (SEE FIG. 26 FOR BKDN)	1	
195	451-747	* TIRE	1	
-195A	451-724	* TIRE (ALTERNATE PART FOR ITEM 195)	1	
-195B	551-608	* TIRE	1	3449001 and up
-195C	551-609	* TIRE (ALTERNATE PART FOR ITEM 195B)	1	3449001 and up
200	451-735	* TUBE - (6.00 x 6, Type III)	1	
205	66618-003	* SPACER-TUBE - NLG Axle	2	
210	86062-086	* AXLE - NLG Wheel	1	
215	401-456	* BOLT - Axle (AN6-76A)	1	
220	35158-002	* PLUG - Wheel End	2	
225	690-629	* WASHER - (NAS1149F0663P)	2	
230	404-532	* NUT - (MS21042-6)	1	
235	584-127	* RETAINER - (5953)	1	
240	582-783	PLACARD - Turn Limit (small) (35669-005)	REF	
-245	582-786	PLACARD - Turn Limit (large) (35669-008)	REF	

- ITEM NOT ILLUSTRATED

When ordering, always specify Part Number, Description, and Serial Number of Aircraft

Revised: March 10, 2009

**PIPER AIRCRAFT, INC.
PA-34-220T
AIRPLANE PARTS CATALOG**

THIS PAGE INTENTIONALLY LEFT BLANK

PIPER AIRCRAFT, INC.
PA-34-220T
AIRPLANE PARTS CATALOG

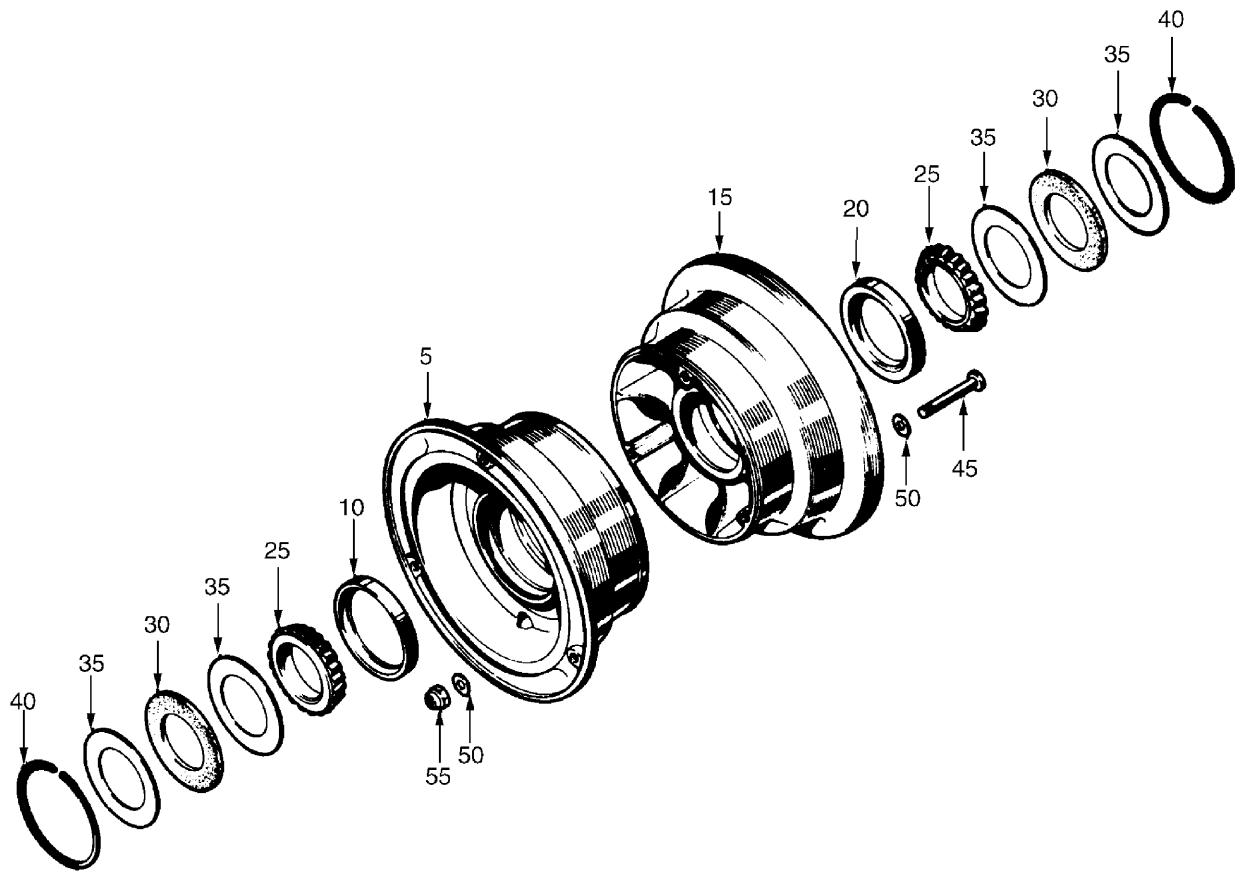


Figure 26. Nose Wheel Assembly

**PIPER AIRCRAFT, INC.
PA-34-220T
AIRPLANE PARTS CATALOG**

Figure and Index Number	Part Number	Nomenclature	No. Req.	Serial Numbers Affected
26				
-1	551-785	WHEEL ASSY - NLG (SEE FIG. 25 FOR NHA)	REF	
5	763-718	* WHEEL HALF ASSY - With Valve Hole	1	
10	763-287	* * CUP - Bearing	1	
15	763-719	* WHEEL HALF ASSY - Without Valve Hole	1	
20	763-287	* * CUP - Bearing	1	
25	753-448	* BEARING - Cone	2	
30	751-819	* FELT - Grease Seal	2	
35	755-964	* RING - Grease Seal	4	
40	752-830	* RING - Snap	2	
45	758-456	* BOLT - (AN5-34A)	3	
50	690-628	* WASHER - (NAS1149F0563P)	6	
55	506-556	* NUT - (MS21044-N5)	3	

- ITEM NOT ILLUSTRATED

When ordering, always specify Part Number, Description, and Serial Number of Aircraft

Revised: March 10, 2009

PIPER AIRCRAFT, INC.
PA-34-220T
AIRPLANE PARTS CATALOG

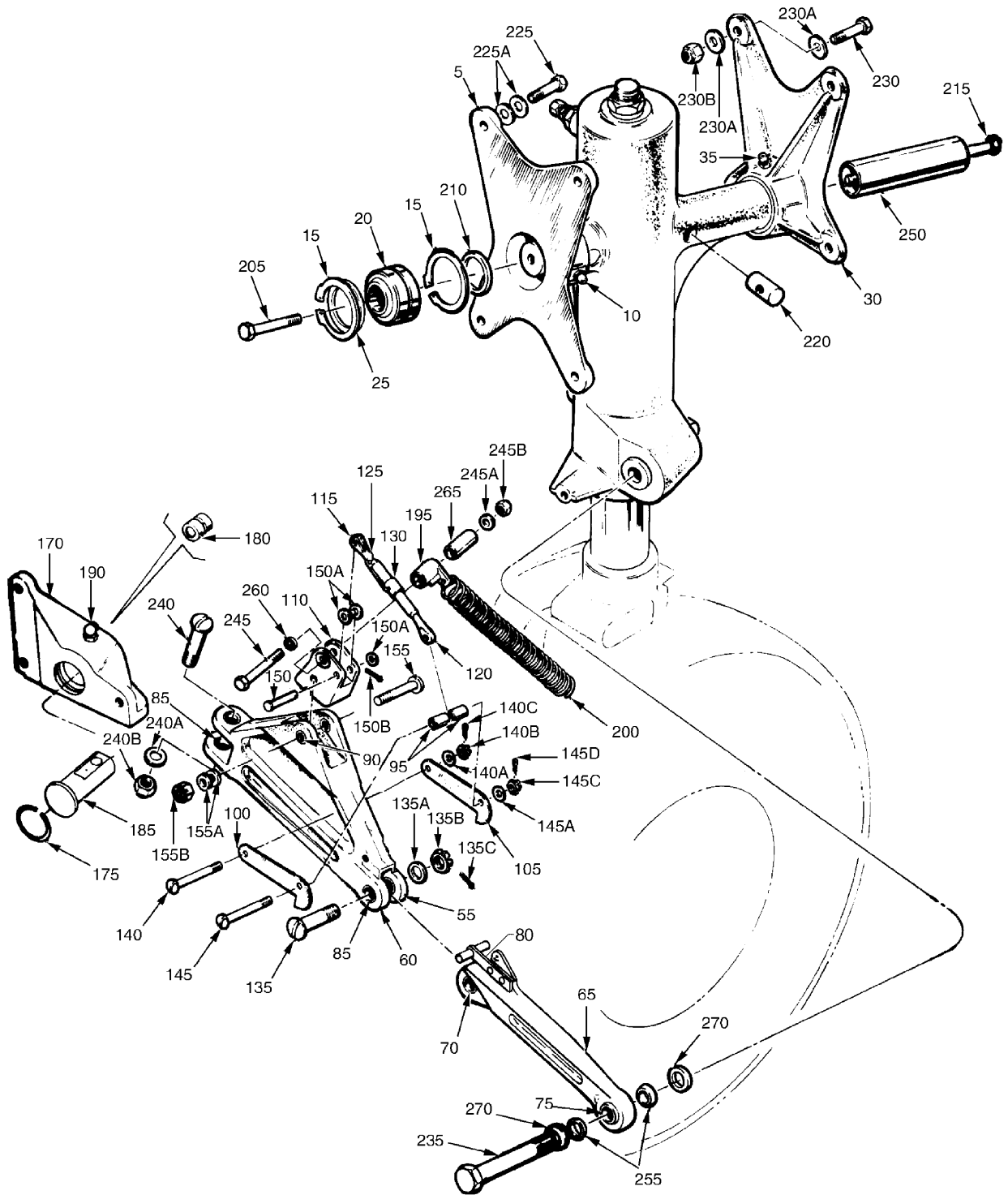


Figure 27. Main Gear Installation

PIPER AIRCRAFT, INC.
PA-34-220T
AIRPLANE PARTS CATALOG

Figure and Index Number	Part Number	Nomenclature	No. Req.	Serial Numbers Affected
27	39485 (W) 39450 (T)	DRAWING - Main Gear Installation DRAWING - Wing Assembly		
-1	39484-004	GEAR ASSY - Main - (Heavy Duty) - Left (SEE FIG. 28 FOR BKDN) (SEE NOTE 1)	1	
-1A	39484-005	GEAR ASSY - Main - (Heavy Duty) - Right (SEE FIG. 28 FOR BKDN) (SEE NOTE 1)	1	
5	39499-002	FITTING ASSY - Forward Trunnion - Left	1	
-5A	39499-003	FITTING ASSY - Forward Trunnion - Right	1	
10	460-823	* FITTING - Lubrication (AS15001-1-P)	1	
15	484-719	* RING - Retainer	2	
20	452-575	* BEARING - Spherical	1	
25	62833-044	* WASHER	AR	
30	39497-002	FITTING ASSY - Aft Trunnion	2	
35	460-690	* FITTING - Lubrication (AS15002-3P)	1	
-35A	484-719	* RING - Retainer	2	
-35B	452-575	* BEARING - Spherical	1	
-35C	62833-044	* WASHER	AR	
-40	DELETED			
-45	DELETED			
-50	DELETED			
55	39470-002	TRUSS ASSY - MLG - Left	1	
-55A	39470-003	TRUSS ASSY - MLG - Right	1	
60	39474-003	* LINK - MLG Side Brace - Upper	1	
65	39472-002	* LINK ASSY - MLG Downlock - Left	1	
-65A	39472-003	* LINK ASSY - MLG Downlock - Right	1	
70	452-202	* * BEARING	1	
75	452-793	* * BEARING	1	
80	87732-002	* * BRACKET ASSY	1	
-80A	690-609	* * WASHER - (NAS1149F0332P)	2	
-80B	404-526	* * NUT - (MS21042-3)	2	
-80C	400-441	* * BOLT - (AN3-7A)	2	
85	86700-040	* BUSHING	4	
90	63900-089	* BUSHING	2	
95	63900-130	* BUSHING	2	
100	67028-000	* HOOK - MLG Truss Assy	1	
105	67028-003	* HOOK - MLG Truss Assy - Left	1	
-105A	67028-004	* HOOK - MLG Truss Assy - Right	1	
110	67031-002	* FITTING - Gear Retraction - Left	1	
-110A	67031-003	* FITTING - Gear Retraction - Right	1	
115	690-402	* CLEVIS-END - (MS21252-3RS)	1	
120	599-677	* CONNECTOR - (MS21254-3LS)	1	
125	554-979	* CLIP - Turnbuckle (MS21256-1)	1	
130	690-401	* BARREL - Turnbuckle (MS21251B3S)	1	
135	402-934	* BOLT - (NAS464P6-18)	1	
135A	690-629	* WASHER - (NAS1149F0663P)	1	
135B	404-395	* NUT - (AN320-6)	1	
135C	424-059	* COTTER PIN - (MS24665-283)	1	
140	400-880	* BOLT - (AN23-28)	1	
140A	690-609	* WASHER - (NAS1149F0332P)	2	
140B	404-100	* NUT - (AN310-3)	1	
140C	424-051	* COTTER PIN - (MS24665-132)	4	
145	400-880	* BOLT - (AN23-28)	2	
145A	690-612	* WASHER - (NAS1149F0363P)	2	
-145B	690-609	* WASHER - (NAS1149F0332P)	1	

- ITEM NOT ILLUSTRATED

When ordering, always specify Part Number, Description, and Serial Number of Aircraft

Revised: September 10, 2009

PIPER AIRCRAFT, INC.
PA-34-220T
AIRPLANE PARTS CATALOG

Figure and Index Number	Part Number	Nomenclature	No. Req.	Serial Numbers Affected
27-				
145C	404-100	* NUT - (AN310-3)	1	
145D	424-051	* COTTER PIN - (MS24665-132)	1	
150	424-181	* PIN - (MS20392-2C25)	1	
150A	690-609	* WASHER - (NAS1149F0332P)	3	
150B	424-051	* COTTER PIN - (MS24665-132)	1	
155	400-711	* BOLT - (AN24-26)	1	
155A	690-611	* WASHER - (NAS1149F0463P)	AR	
155B	404-393	* NUT - (AN320-4)	1	
-155C	424-051	* COTTER PIN - (MS24665-132)	1	
-160	39478-004	BRACKET ASSY - MLG Truss - Left	REF	
-160A	39478-005	BRACKET ASSY - MLG Truss - Right	REF	
170	87729-002	* BRACKET - MLG Truss - Left	1	
-170A	87729-003	* BRACKET - MLG Truss - Right	1	
175	484-717	* RING - Snap	1	
180	39480-002	* BUSHING - MLG Truss	REF	
185	39479-002	* PIN - MLG Truss	1	
190	460-801	* FITTING - Lubrication (AS15001-4P)	REF	
195	67202-000	SWIVEL ASSY - Side Brace Spring Attachment	2	
200	67203-000	SPRING - MLG Downlock	2	
205	400-012	BOLT - (AN4-17A)	2	
-205A	62833-124	WASHER	2	
210	67198-000	WASHER - MLG	2	
215	401-335	BOLT - (AN4-40A)	2	
220	406-660	NUT - (1452-048)	4	
225	401-188	BOLT - (AN5-10A)	4	
225A	690-628	WASHER - (NAS1149F0563P)	8	
230	401-188	BOLT - (AN5-10A)	4	
230A	690-628	WASHER - (NAS1149F0563P)	AR	
230B	404-889	NUT - (MS20365-524C)	4	
235	402-978	BOLT - (NAS464P10A-49)	2	
-235A	690-633	WASHER - (NAS1149F1063P)	4	
-235B	506-629	NUT - (MS21083-N10)	2	
240	402-921	BOLT - (NAS464P6-20)	2	
240A	690-629	WASHER - (NAS1149F0663P)	2	
240B	404-395	NUT - (AN320-6)	2	
-240C	424-059	COTTER PIN - (MS24665-283)	2	
245	400-451	BOLT - (AN3-20A)	1	
245A	690-612	WASHER - (NAS1149F0363P)	1	
245B	404-526	NUT - (MS21042-3)	1	
250	67502-000	RETAINER ASSY - MLG	2	
255	39487-002	BUSHING - Tapered - Truss Assy	4	
260	95061-064	SPACER - Spring Attachment	2	
265	63900-085	BUSHING - Spring Attachment	2	
270	62833-133	WASHER	4	

NOTES:

1. FOR STRUT WITHOUT WHEEL, TIRE AND BRAKE, ORDER PART NUMBER 39484-008 (LEFT) OR 39484-009 (RIGHT).

- ITEM NOT ILLUSTRATED

When ordering, always specify Part Number, Description, and Serial Number of Aircraft

**PIPER AIRCRAFT, INC.
PA-34-220T
AIRPLANE PARTS CATALOG**

THIS PAGE INTENTIONALLY LEFT BLANK

PIPER AIRCRAFT, INC.
PA-34-220T
AIRPLANE PARTS CATALOG

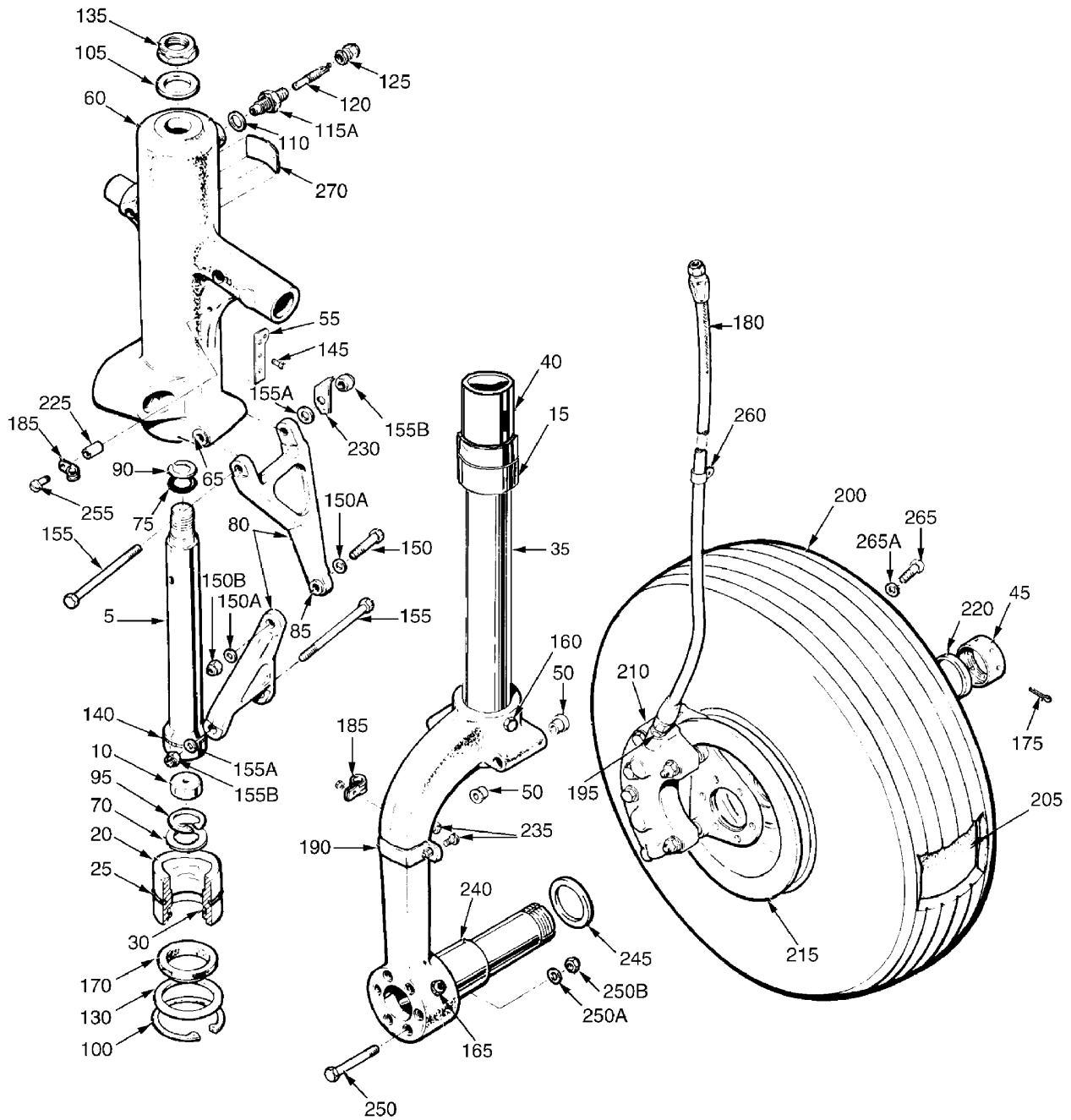


Figure 28. Main Gear Assembly

PIPER AIRCRAFT, INC.
PA-34-220T
AIRPLANE PARTS CATALOG

Figure and Index Number	Part Number	Nomenclature	No. Req.	Serial Numbers Affected
28	39485 (W)	DRAWING - Main Gear Installation		
-1	39484-004	GEAR ASSY - Main - (Heavy Duty) - Left (SEE FIG. 27 FOR NHA) (SEE NOTE 1)	REF	
-1A	39484-005	GEAR ASSY - Main - (Heavy Duty) - Right (SEE FIG. 27 FOR NHA) (SEE NOTE 1)	REF	
5	39481-002	* TUBE - ORIFICE	1	
10	79800-002	* PLATE - ORIFICE	1	
15	87284-007	* BEARING ASSY - Strut Tube	1	
20	87284-005	** BEARING ASSY	1	
25	484-797	* O-RING - (MS28775-227)	1	
30	485-082	* T-SEAL - (With Back-up Rings) (7328FS-160-T)	1	
35	39489-003	* STRUT ASSY - MLG	2	
40	87285-002	** TUBE - Strut Piston	1	
45	66820-000	** NUT - MLG Axle Assy	1	
50	67026-007	* BUSHING	2	
55	67753-000	* PLATE - Spring Attachment	1	
60	39486-014	* TRUNNION ASSY - MLG - Left	1	
-60A	39486-015	* TRUNNION ASSY - MLG - Right	1	
65	67026-013	** BUSHING - Trunnion Assy	2	
70	584-127	* RING - Retainer (5953)	1	
75	484-790	* O-RING - (MS28775-210)	1	
80	105041-002	* LINK ASSY	2	
85	31796-000	** BUSHING	1	
90	484-714	* RING - Retainer (MS28782-15)	1	
95	484-684	* RING - Snap	1	
100	485-193	* RING - Snap	1	
105	80122-089	* WASHER - MLG	1	
110	462-024	* GASKET - Air Valve (AN901-5A)	1	
-115	492-401	* VALVE ASSY - (85571-002)	1	
115A	453-124	** BODY - Air Valve (AV812-1-03)	1	
120	455-124	** CORE - Air Valve (AN809-1)	1	
125	553-891	** CAP - Air Valve (MS20813-1)	1	
130	62833-132	* WASHER - MLG	1	
135	404-843	* NUT - (MS21245-L12)	1	
140	484-828	* RING - Compression	1	
145	401-266	* BOLT - (AN3-5A)	2	
-145A	690-609	* WASHER - (NAS1149F0332P)	2	
-145B	404-526	* NUT - (MS21042-3)	2	
150	691-308	* BOLT - (NAS6604D17)	1	
150A	690-611	* WASHER - (NAS1149F0463P)	4	
150B	404-101	* NUT - (AN310-4)	1	
-150C	424-052	* COTTER PIN - (MS24665-134)	1	
155	691-315	* BOLT - (NAS6605D46)	2	
155A	690-628	* WASHER - (NAS1149F0563P)	4	
155B	404-102	* NUT - (AN310-5)	2	
-155C	424-052	* COTTER PIN - (MS24665-134)	2	
160	402-990	* BOLT - (NAS464P5LA-41)	1	
-160A	690-619	* WASHER - (NAS1149F0532P)	2	
-160B	404-889	* NUT - (MS20365-524C)	1	
165	401-329	* BOLT - (AN4-31A)	1	
-165A	690-613	* WASHER - (NAS1149F0432P)	1	
-165B	404-530	* NUT - (MS21042-4)	1	
170	187-628	* STRIP - Wiper (4615SHD1875)	1	
175	424-071	* COTTER PIN - (MS24665-360)	1	

- ITEM NOT ILLUSTRATED

When ordering, always specify Part Number, Description, and Serial Number of Aircraft

Revised: March 10, 2009

PIPER AIRCRAFT, INC.
PA-34-220T
AIRPLANE PARTS CATALOG

Figure and Index Number	Part Number	Nomenclature	No. Req.	Serial Numbers Affected
28-				
180	63901-118	* HOSE ASSY - Brake Line	1	
185	554-621	* CLAMP	2	
190	67277-000	* CLAMP	1	
195	476-647	* NIPPLE - (AN816-3D)	1	
200	451-747	* TIRE - (6.00 x 6 - 8 Ply - Type III)	1	
-200A	551-609	* TIRE - (6.00 x 6 - 8 Ply - Type III)	1	3449001 and up
205	451-735	* TUBE - (6.00 x 6 - Type III)	1	
210	551-725	* BRAKE ASSY - MLG (SEE FIG. 30 FOR BKDN)	1	
215	551-770	* WHEEL ASSY - MLG (SEE FIG. 29 FOR BKDN)	1	
220	63900-115	* BUSHING - MLG Axle	1	
225	63900-011	* BUSHING - MLG	1	
230	36774-002	* BRACKET - Squat Switch - Left	1	
235	411-533	* SCREW - (MS35207-264)	1	
-235A	690-609	* WASHER - (NAS1149F0332P)	1	
-235B	404-526	* NUT - (MS21042-3)	1	
240	82695-014	* BUSHING - MLG (1.913/1.873" long)	1	
245	63484-000	* BUSHING - MLG	1	
250	401-320	* BOLT - (AN4-C20A)	6	
250A	690-664	* WASHER - (NAS1149C0463R)	6	
250B	404-530	* NUT - (MS20365-428C)	6	
255	401-273	* BOLT - (AN3-14A)	1	
-255A	690-609	* WASHER - (NAS1149F0332P)	1	
-255B	404-526	* NUT - (MS21042-3)	1	
260	554-735	* CLAMP	1	
265	415-531	* SCREW - (MS35206-241)	3	
265A	408-105	* WASHER - (MS35335-31)	3	
270	87369-024	PLACARD - MLG Servicing Instructions	REF	

NOTES:

1. FOR STRUT WITHOUT WHEEL, TIRE AND BRAKE ORDER PART NUMBER 39484-008 (LEFT) OR 39484-009 (RIGHT).

- ITEM NOT ILLUSTRATED

When ordering, always specify Part Number, Description, and Serial Number of Aircraft

Revised: March 10, 2009

**PIPER AIRCRAFT, INC.
PA-34-220T
AIRPLANE PARTS CATALOG**

THIS PAGE INTENTIONALLY LEFT BLANK

**PIPER AIRCRAFT, INC.
PA-34-220T
AIRPLANE PARTS CATALOG**

THIS PAGE INTENTIONALLY LEFT BLANK

**PIPER AIRCRAFT, INC.
PA-34-220T
AIRPLANE PARTS CATALOG**

THIS PAGE INTENTIONALLY LEFT BLANK

PIPER AIRCRAFT, INC.
PA-34-220T
AIRPLANE PARTS CATALOG

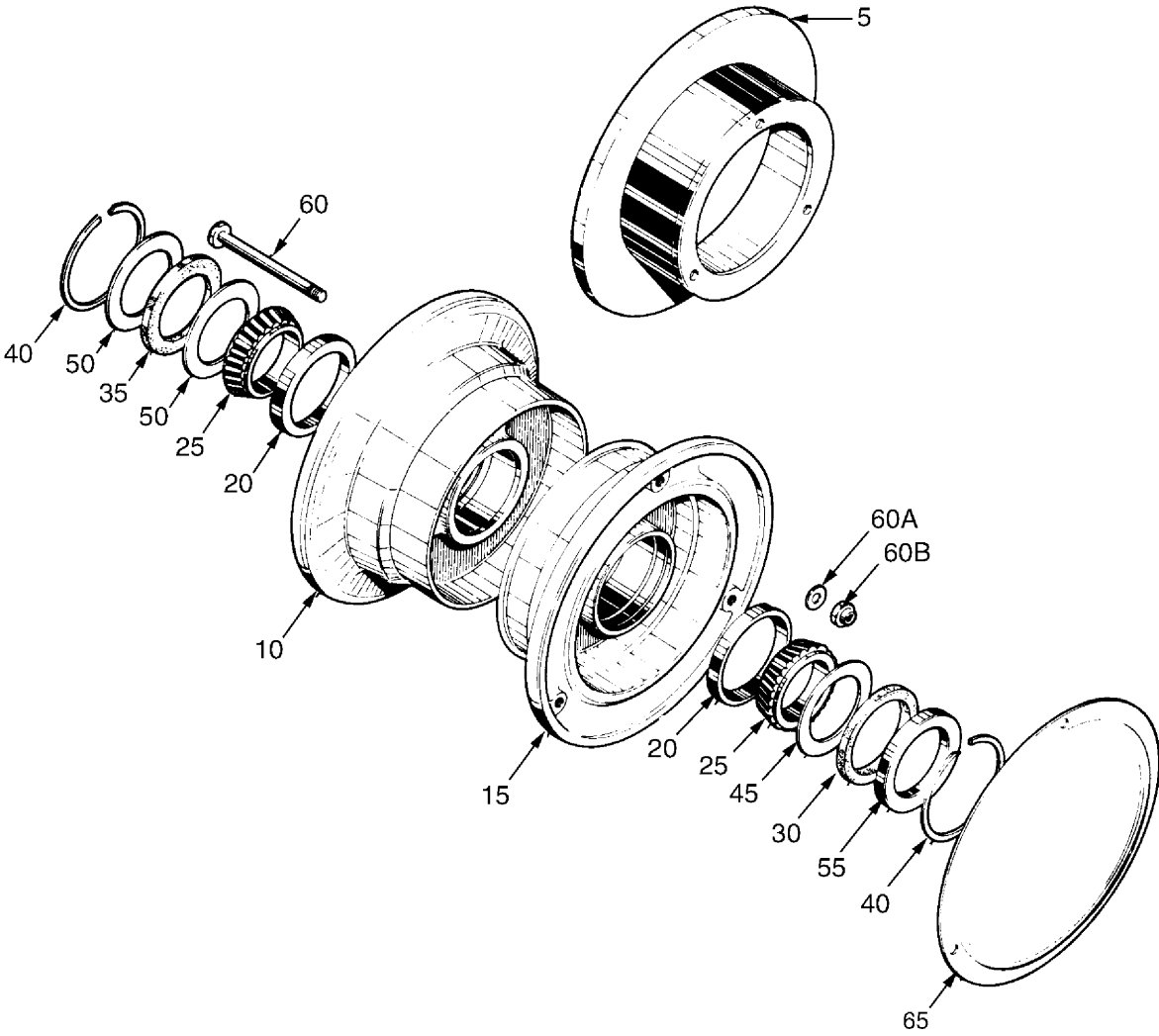


Figure 29. Main Wheel Assembly

PIPER AIRCRAFT, INC.
PA-34-220T
AIRPLANE PARTS CATALOG

Figure and Index Number	Part Number	Nomenclature	No. Req.	Serial Numbers Affected
29				
-1	551-770	WHEEL ASSY - MLG (SEE FIG. 28 FOR NHA)		REF
5	754-614	* DISC ASSY - Brake (164-46)	1	
10	763-751	* WHEEL HALF ASSY - Inner	1	
15	763-752	* WHEEL HALF ASSY - Outer (With Valve Hole)	1	
20	751-494	* * CUP - Bearing	1	
25	751-489	* BEARING - Cone	2	
30	751-810	* FELT - Grease Seal	1	
35	751-772	* FELT - Grease Seal	1	
40	752-830	* RING - Snap	2	
45	755-929	* RING - Grease Seal	1	
50	755-999	* RING - Grease Seal	2	
55	755-930	* RING - Grease Seal	1	
60	401-375	* BOLT - (AN5-35A)	6	
60A	690-628	* WASHER - (NAS1149F0563P)	6	
60B	404-889	* NUT - (AN365-524)	6	
65	83710-002	WHEEL COVER	2	

- ITEM NOT ILLUSTRATED

When ordering, always specify Part Number, Description, and Serial Number of Aircraft

PIPER AIRCRAFT, INC.
PA-34-220T
AIRPLANE PARTS CATALOG

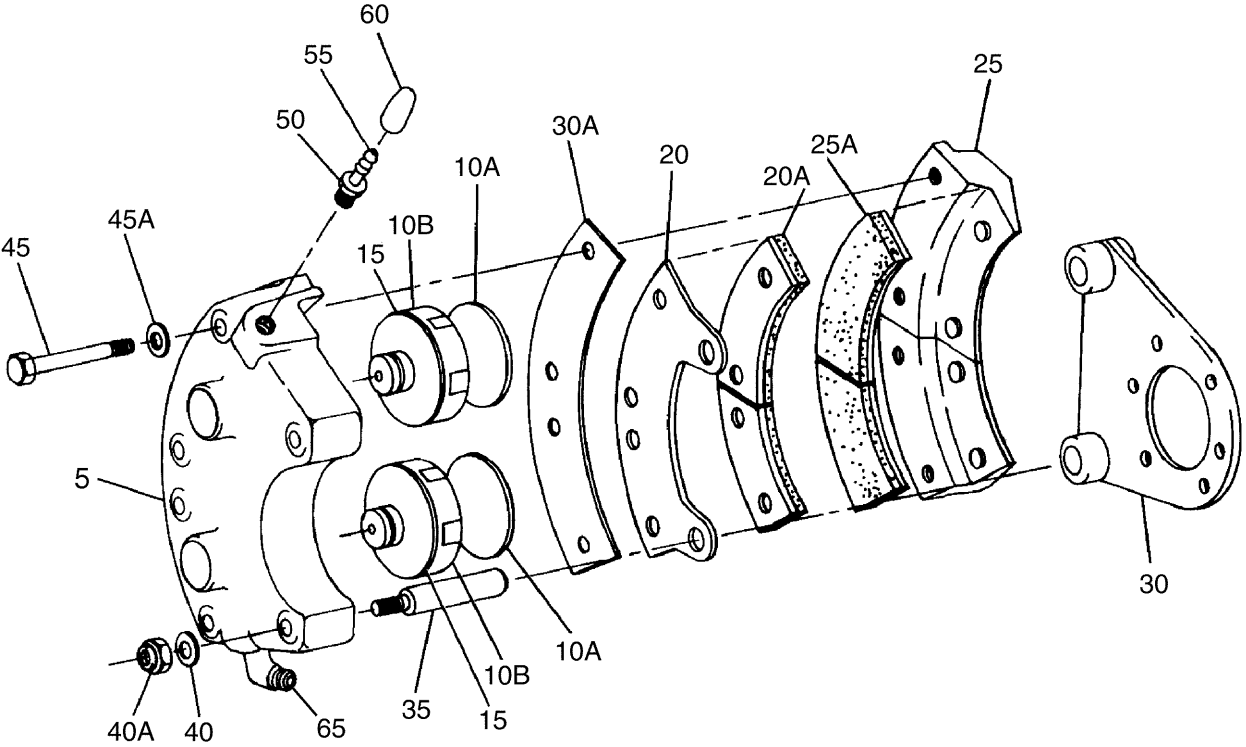


Figure 30. Brake Assembly

PIPER AIRCRAFT, INC.
PA-34-220T
AIRPLANE PARTS CATALOG

Figure and Index Number	Part Number	Nomenclature	No. Req.	Serial Numbers Affected
30				
-1	551-725	BRAKE ASSY - MLG (30-83A) (SEE FIG. 28 FOR NHA)	REF	
5	758-093	* CYLINDER - Brake (61-25)	1	
-10	757-483	* PISTON ASSY - (92-18)	2	
10A	752-094	** INSULATOR - (88-1)	2	
10B	766-004	** PISTON - (062-01700)	2	
15	484-945	** O-RING - (MS28775-222)	2	
20	757-465	* PLATE ASSY - Pressure (73-27)	1	
20A	761-197	* LINING - Pressure Plate (66-62)	2	
25	757-484	* PLATE ASSY - Back (74-30)	2	
25A	761-197	* LINING - Back Plate (66-62)	2	
30	451-786	* TORQUE PLATE ASSY - (75-39)	1	
30A	765-489	* SHIM - (068-01100)	1	
35	753-407	* BOLT - Anchor (69-4)	2	
40	690-613	* WASHER - (NAS1149F0432P)	2	
40A	404-530	* NUT - (AN365-428)	2	
45	753-430	* BOLT - (103-11700)	4	
45A	690-613	* WASHER - (NAS1149F0432P)	4	
50	752-966	* SEAT - Bleeder (81-1)	1	
55	752-965	* SCREW - Bleeder (79-3)	1	
60	753-850	* CAP - Bleeder (183-1)	1	
65	476-647	NIPPLE - (AN816-3D)	REF	

- ITEM NOT ILLUSTRATED

When ordering, always specify Part Number, Description, and Serial Number of Aircraft

Revised: September 10, 2009

PIPER AIRCRAFT, INC.
PA-34-220T
AIRPLANE PARTS CATALOG

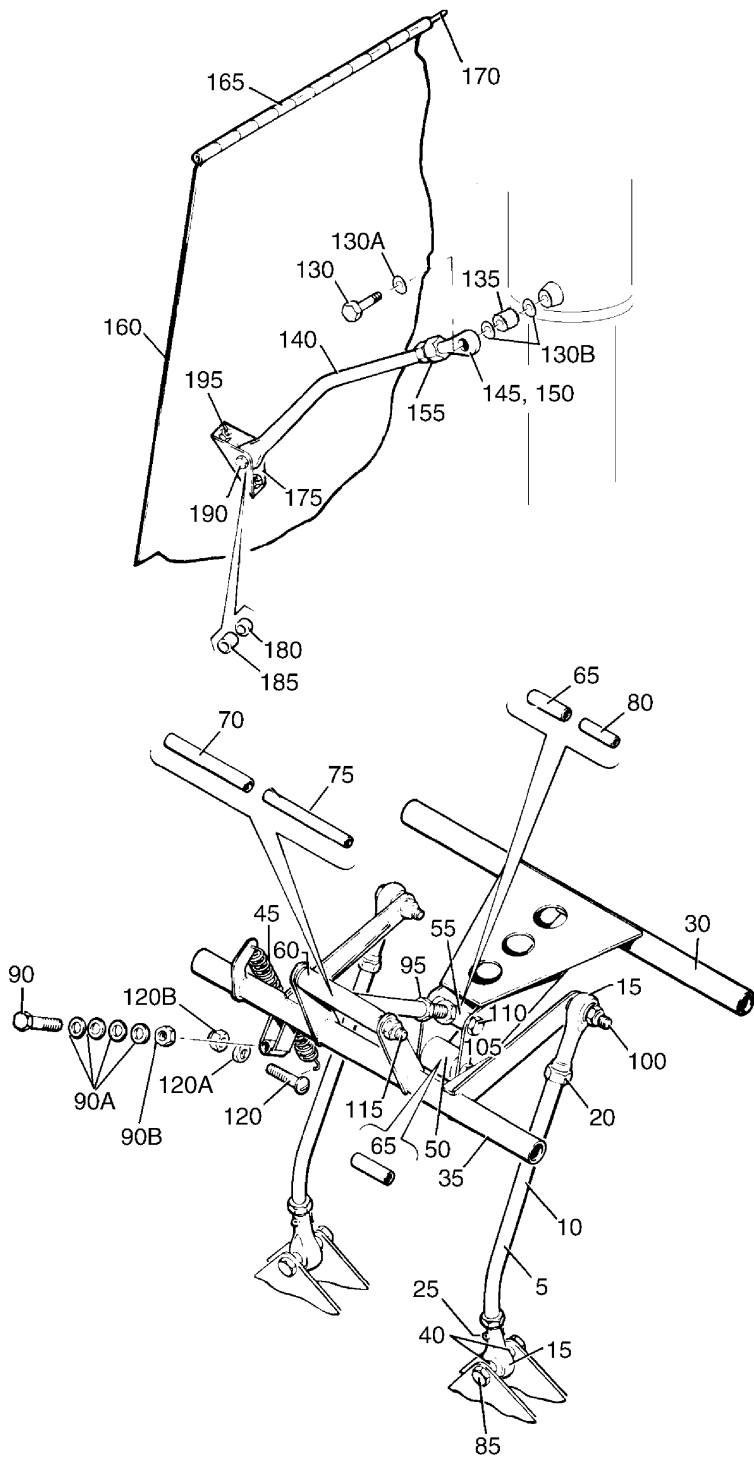


Figure 31. Nose and Main Landing Gear Door Actuation Installations

PIPER AIRCRAFT, INC.
PA-34-220T
AIRPLANE PARTS CATALOG

Figure and Index Number	Part Number	Nomenclature	No. Req.	Serial Numbers Affected
31	95743 37093 (BL)	DRAWING - Nose Gear Door Actuation Installation DRAWING - Wing Assembly		
5	95772-000	ROD ASSY - NLG Door Actuation	2	
10	95772-002	* ROD - NLG Door Actuation	1	
15	452-335	* ROD END - Bearing	2	
20	404-322	* NUT - (AN316-4R)	2	
25	424-096	* COTTER PIN (MS24665-153)	1	
30	95771-000	TUBE ASSY - NLG Door Actuation	1	
35	95770-000	TUBE ASSY - NLG Door Actuation	1	
40	95061-064	BUSHING	4	
45	67363-000	SPRING - NLG Door	1	
50	67360-000	ROLLER - NLG Door Link	1	
55	67358-000	LINK ASSY - NLG Door	1	
60	67357-000	LINK ASSY - NLG Door	1	
65	65003-027	BEARING - NLG Door Actuation	2	
70	65003-028	BEARING - NLG Door Actuation	1	
75	63882-030	SLEEVE - NLG Door Actuation	1	
80	63882-029	SLEEVE - Teflon - NLG Door Actuation	1	
85	403-057	BOLT - (AN3-C12A)	2	
-85A	690-617	WASHER - (NAS1149C0363R)	2	
-85B	404-526	NUT - (MS21042-3)	2	
90	403-056	BOLT - (AN3-C11A)	1	
90A	690-617	WASHER - (NAS1149C0363R)	4	
90B	404-526	NUT - (MS21042-3)	1	
95	404-321	NUT - (AN316-C4R)	1	
100	403-054	BOLT - (AN3-C7A)	2	
-100A	690-614	WASHER - (NAS1149C0332R)	4	
-100B	404-526	NUT - (MS21042-3)	2	
105	401-275	BOLT - (AN3-C14A)	1	
-105A	690-664	WASHER - (NAS1149C0463R)	2	
-105B	690-614	WASHER - (NAS1149C0332R)	1	
-105C	404-526	NUT - (MS21042-3)	1	
110	401-275	BOLT - (AN3-C14A)	1	
-110A	690-614	WASHER - (NAS1149C0332R)	1	
-110B	404-526	NUT - (MS21042-3)	1	
115	401-287	BOLT - (AN3-C31A)	1	
-115A	690-614	WASHER - (NAS1149C0332R)	2	
-115B	690-617	WASHER - (NAS1149C0363R)	1	
-115C	404-526	NUT - (MS21042-3)	1	
120	410-324	SCREW - (MS27039C1-12)	1	
120A	404-243	NUT - (AN315-C3R)	1	
120B	404-526	NUT - (MS21042-3)	1	
130	401-261	BOLT - (AN3H-12A)	1	
130A	690-617	WASHER - (NAS1149C0363R)	1	
130B	690-614	WASHER - (NAS1149C0332R)	2	
135	63900-145	BUSHING	1	
140	37722-002	ROD ASSY - MLG Door	1	
145	452-335	* ROD END - Bearing	1	
150	452-584	* BEARING	1	
155	404-321	* NUT - (AN316-C4R)	1	
160	67090-014	DOOR ASSY - MLG - Left	1	
-160A	67090-015	DOOR ASSY - MLG - Right	1	

- ITEM NOT ILLUSTRATED

When ordering, always specify Part Number, Description, and Serial Number of Aircraft

Revised: March 10, 2009

PIPER AIRCRAFT, INC.
PA-34-220T
AIRPLANE PARTS CATALOG

Figure and Index Number	Part Number	Nomenclature	No. Req.	Serial Numbers Affected
31-				
165	67093-004	* HINGE-HALF - MLG Door - Left	1	
-165A	67093-005	* HINGE-HALF - MLG Door - Right	1	
170	63744-011	PIN-HINGE - MLG Door	1	
175	67091-000	BRACKET - MLG Door	1	
180	63900-031	BUSHING	1	
185	62833-103	WASHER	1	
190	403-055	BOLT - (AN3C-10A)	2	
-190A	690-617	WASHER - (NAS1149C0363R)	2	
-190B	690-614	WASHER - (NAS1149C0332R)	2	
-190C	404-526	NUT - (MS21042-3)	2	
195	411-536	SCREW - (MS35207-267)	2	
-195A	690-612	WASHER - (NAS1149F0363P)	2	
-195B	404-526	NUT - (MS21042-3)	2	

- ITEM NOT ILLUSTRATED

When ordering, always specify Part Number, Description, and Serial Number of Aircraft

Revised: March 10, 2009

**PIPER AIRCRAFT, INC.
PA-34-220T
AIRPLANE PARTS CATALOG**

THIS PAGE INTENTIONALLY LEFT BLANK

PIPER AIRCRAFT, INC.
PA-34-220T
AIRPLANE PARTS CATALOG

Figure and Index Number	Part Number	Nomenclature	No. Req.	Serial Numbers Affected
32	36720 (J)	DRAWING - Brake System Installation		
-5	491-978	VALVE ASSY - Parking (60-3-C)	1	
10	753-110	* VALVE CAP - (146-2)	2	
15	757-879	* CAM ASSY - (181-301)	1	
20	476-647	* FITTING - Tube (AN816-3D)	2	
25	756-119	* SPRING - (82-10)	1	
30	484-787	* O-RING - (MS28775-008)	1	
35	484-818	* O-RING - (MS28775-010)	1	
40	484-934	* O-RING - (MS28775-011)	1	
45	484-675	* O-RING - (MS28775-006)	2	
50	762-333	* SPRING - (82-44)	2	
55	751-445	* BUSHING - (145-7)	1	
60	757-238	* PIN - (177-2)	2	
65	690-612	* WASHER (NAS1149F0363P)	2	
65A	404-526	* NUT (MS21042-3)	1	
70	96474-003	RESERVOIR ASSY - Brake System	1	
75	86238-104	TUBE ASSY - Brake	2	
80	86238-106	TUBE ASSY - Brake - Left	1	
80A	86238-105	TUBE ASSY - Brake - Right	1	
85	86238-089	TUBE ASSY - Brake - Left	1	
85A	86238-090	TUBE ASSY - Brake - Right	1	
90	86238-093	TUBE ASSY - Brake	1	
95	67549-003	TUBE ASSY - Brake	2	
100	63913-256	HOSE - (27 ins.) (68.58 cm)	1	
105	554-471	CABLE ASSY - Parking Brake	1	3447001 thru 3447029; 3449001 thru 3449310, 3449312 and up (without Entegra)
105	653-620	CABLE ASSY - Parking Brake	1	3449311, 3449323 and up (with Entegra)
110	458-899	ELBOW - (AN833-3D)	4	
115	477-617	NUT - (AS5178D03)	4	
120	690-629	WASHER - (NAS1149F0663P)	4	
125	458-879	ELBOW - (AN821-3D)	4	
130	558-850	ELBOW - (AN838-4D)	1	
-130A	690-626	WASHER - (NAS1149F0732P)	2	
-130B	477-618	NUT - (AS5178D04)	1	
135	491-049	UNION - (AN815-3D)	1	
140	488-702	STRAP - (MS3367-1-9)	2	
145	66853-000	CLAMP - Cable	1	
150	70371-002	FITTING - Swivel	1	
150A	70371-003	STUD - Swivel Fitting	1	
150B	404-100	NUT - (AN310-3)	1	
150C	424-032	COTTER PIN - (MS24665-170)	1	
155	401-274	BOLT - (AN3-15A)	2	
-155A	690-609	WASHER - (NAS1149F0332P)	2	
-155B	404-526	NUT - (MS21042-3)	2	
160	419-920	SCREW - (8 x 1/2)	4	
-160A	690-618	WASHER - (NAS1149FN816P)	2	
-160B	603-350	NUT - (C1348-8Z1)	2	
165	411-531	SCREW - (MS35207-262)	2	
165A	404-526	NUT - (MS21042-3)	2	
170	63904-085	TUBE - Parking Brake	1	
175	491-050	UNION - (AN815-4D)	2	

- ITEM NOT ILLUSTRATED

When ordering, always specify Part Number, Description, and Serial Number of Aircraft

Revised: March 10, 2009

PIPER AIRCRAFT, INC.
PA-34-220T
AIRPLANE PARTS CATALOG

Figure and Index Number	Part Number	Nomenclature	No. Req.	Serial Numbers Affected
----------------------------------	----------------	--------------	-------------	----------------------------

32-

180	484-842	O-RING - (MS29512-04)	2	
185	63976-041	GROMMET	2	
190	63976-054	GROMMET	1	
195	581-883	PLACARD - Brake Reservoir (96546-000)	REF	
200	581-738	PLACARD - Reservoir Fluid Level Line (96548-000)	REF	

- ITEM NOT ILLUSTRATED

When ordering, always specify Part Number, Description, and Serial Number of Aircraft

Revised: March 10, 2009

**PIPER AIRCRAFT, INC.
PA-34-220T
AIRPLANE PARTS CATALOG**

THIS PAGE INTENTIONALLY LEFT BLANK

PIPER AIRCRAFT, INC.
PA-34-220T
AIRPLANE PARTS CATALOG

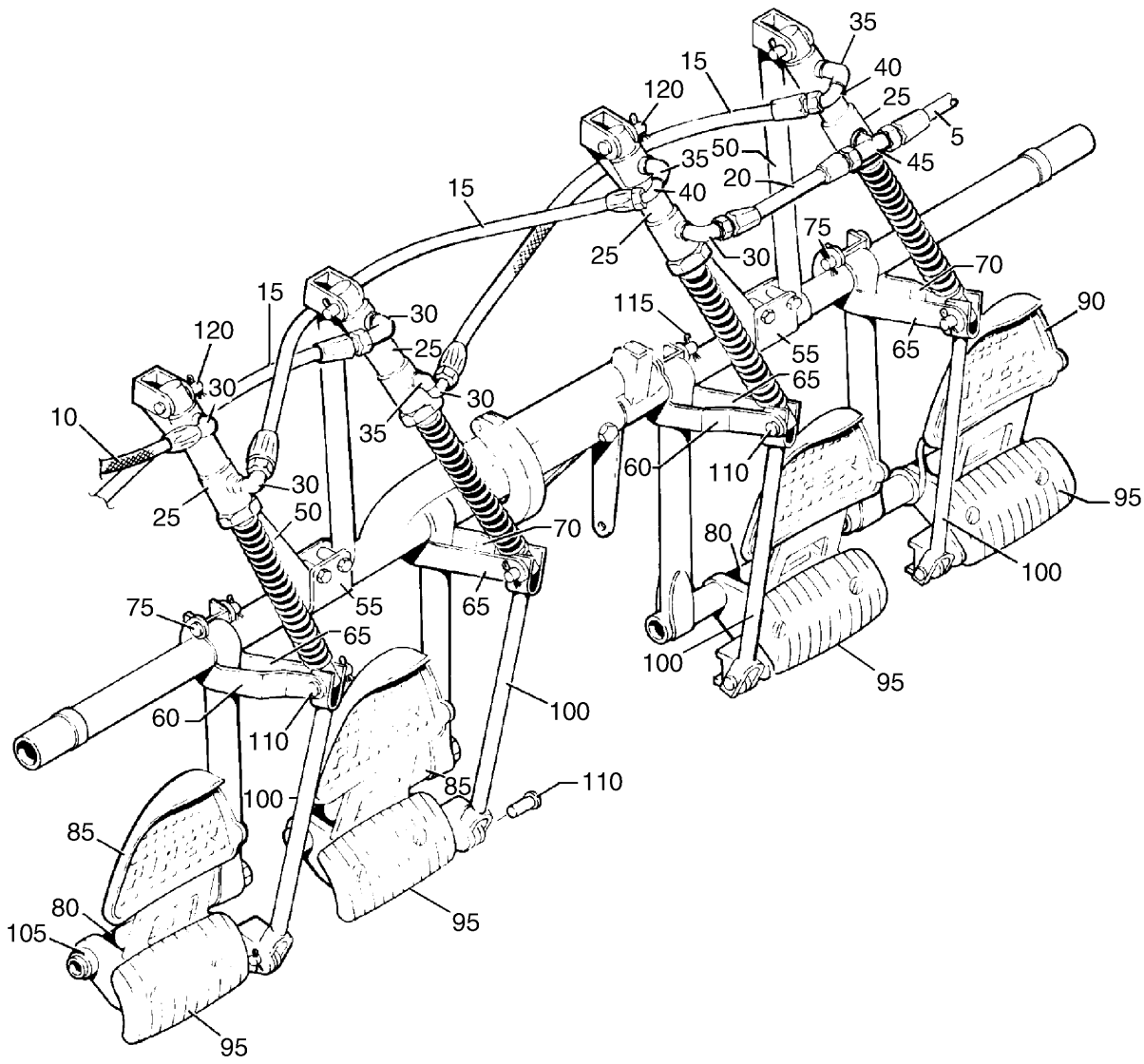


Figure 33. Toe Brake Installation

PIPER AIRCRAFT, INC.
PA-34-220T
AIRPLANE PARTS CATALOG

Figure and Index Number	Part Number	Nomenclature	No. Req.	Serial Numbers Affected
33	36720 (G)	DRAWING - Brake System Installation		
	63481	DRAWING - Master Cylinder Fitting Assembly		
	95391 (P)	DRAWING - Rudder-Dual Toe Brake Bar Assembly		
5	63901-031	HOSE ASSY - Flexible	1	
10	63901-009	HOSE ASSY - Flexible	1	
15	63901-029	HOSE ASSY - Flexible	3	
20	63901-128	HOSE ASSY - Flexible	1	
25	455-968	CYLINDER ASSY - Master (10-30) (SEE FIG. 34 FOR BKDN)	4	
30	458-894	ELBOW - (MS20822-4D)	5	
35	458-904	ELBOW - (AS4854D01)	3	
40	558-806	ELBOW - (MS20823-4D)	2	
45	691-220	TEE - (AS5197W040402)	1	
50	63464-005	BRACE ASSY - Toe Brake	2	
55	63468-000	BRACKET - Toe Brake	2	
-55A	400-444	BOLT - (AN3-13A)	4	
-55B	690-612	WASHER - (NAS1149F0363P)	4	
-55C	404-526	NUT - (MS21042-3)	4	
60	63469-000	ARM - Toe Brake	2	
65	63470-000	ARM - Toe Brake	4	
70	63469-001	ARM - Toe Brake	2	
75	424-357	PIN - Flat head (MS20392-2C39)	4	
80	63478-000	SPACER - Toe Pedal	4	
85	63485-000	PEDAL ASSY - Toe Brake - Left	2	
90	63485-001	PEDAL ASSY - Toe Brake - Right	2	
95	62867-002	* PAD ASSY - Brake Pedal	1	
100	79430-000	CLEVIS ASSY - Toe Brake	4	
105	453-714	BEARING - Brake Pedal	8	
110	424-175	PIN - Flat Head (MS20392-2C13) (SEE NOTE 1)	4	
-110A	690-612	WASHER - (NAS1149F0363P)	4	
-110B	424-051	COTTER PIN - (MS24665-132)	4	
115	424-181	PIN - Flat Head (MS20392-2C25)	4	
-115A	690-612	WASHER - (NAS1149F0363P)	4	
-115B	424-051	COTTER PIN - (MS24665-132)	4	
120	424-184	PIN - Flat Head (MS20392-2C31)	4	
-120A	690-612	WASHER - (NAS1149F0363P)	4	
-120B	424-051	COTTER PIN - (MS24665-132)	4	

NOTES:

1. PIPER CODE 424-176 (MS20392-2C15) MAY BE USED AS REQUIRED.

- ITEM NOT ILLUSTRATED

When ordering, always specify Part Number, Description, and Serial Number of Aircraft

Revised: March 10, 2009

PIPER AIRCRAFT, INC.
PA-34-220T
AIRPLANE PARTS CATALOG

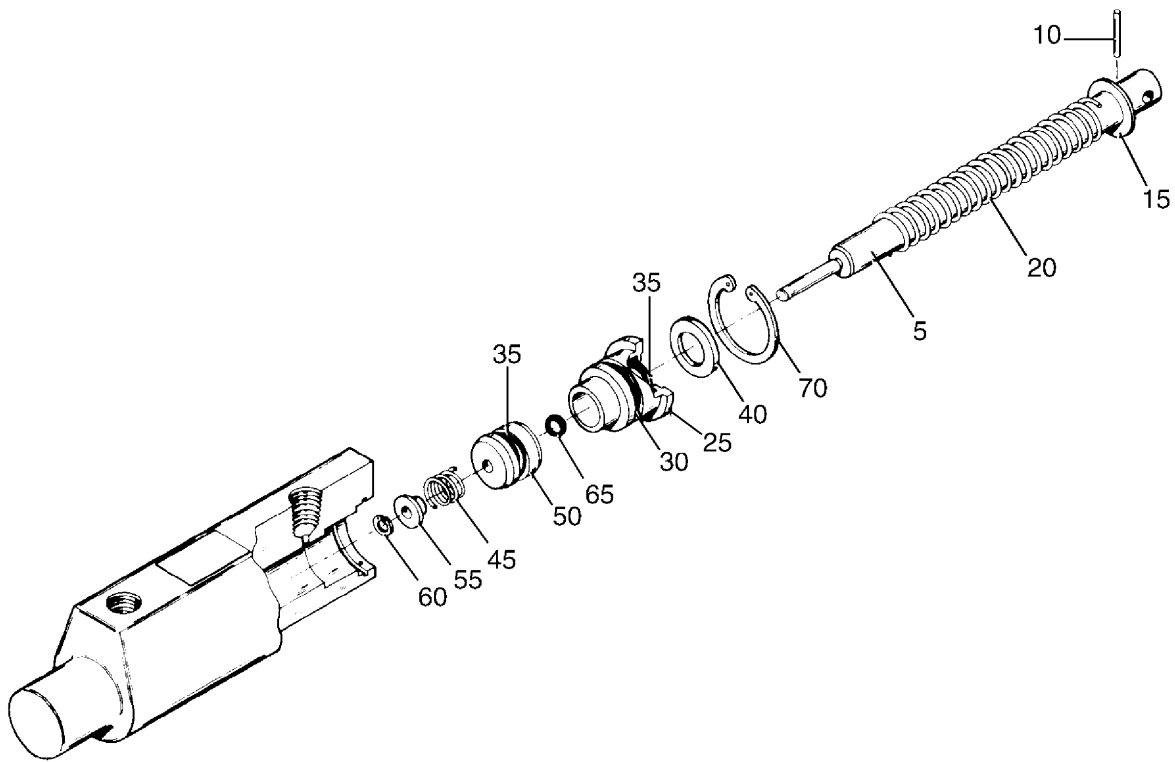


Figure 34. Toe Brake Master Cylinder Assembly

Reissued: December 10, 2006

PIPER AIRCRAFT, INC.
PA-34-220T
AIRPLANE PARTS CATALOG

Figure and Index Number	Part Number	Nomenclature	No. Req.	Serial Numbers Affected
34				
-1	455-968	CYLINDER ASSY - Master (10-30) (SEE FIG. 33 FOR NHA)	REF	
5	763-451	* PISTON ROD ASSY (182-22)	1	
10	757-318	** ROLL PIN - (MS16562-16)	1	
15	690-620	** WASHER - (NAS1149F0632P)	1	
20	756-118	** SPRING - (82-9)	1	
25	755-082	** GLAND - Packing (141-25)	1	
30	752-584	** O-RING - (MS28775-113)	1	
35	485-114	** O-RING - (MS28775-110)	2	
40	756-621	** WASHER - Wiper (095-1300)	1	
45	757-580	** SPRING - (082-021)	1	
50	763-450	** PISTON - (148-25)	1	
55	758-457	** BUSHING - (145-05800)	1	
60	762-586	** RING - Snap (155-48)	1	
65	484-675	** O-RING - (MS28775-006)	1	
70	762-587	* RING - Snap (155-04700)	1	

- ITEM NOT ILLUSTRATED

When ordering, always specify Part Number, Description, and Serial Number of Aircraft

Revised: March 10, 2009

**PIPER AIRCRAFT, INC.
PA-34-220T
AIRPLANE PARTS CATALOG**

THIS PAGE INTENTIONALLY LEFT BLANK

**SECTION V
CABIN EQUIPMENT GROUP**

PIPER AIRCRAFT, INC.
PA-34-220T
AIRPLANE PARTS CATALOG

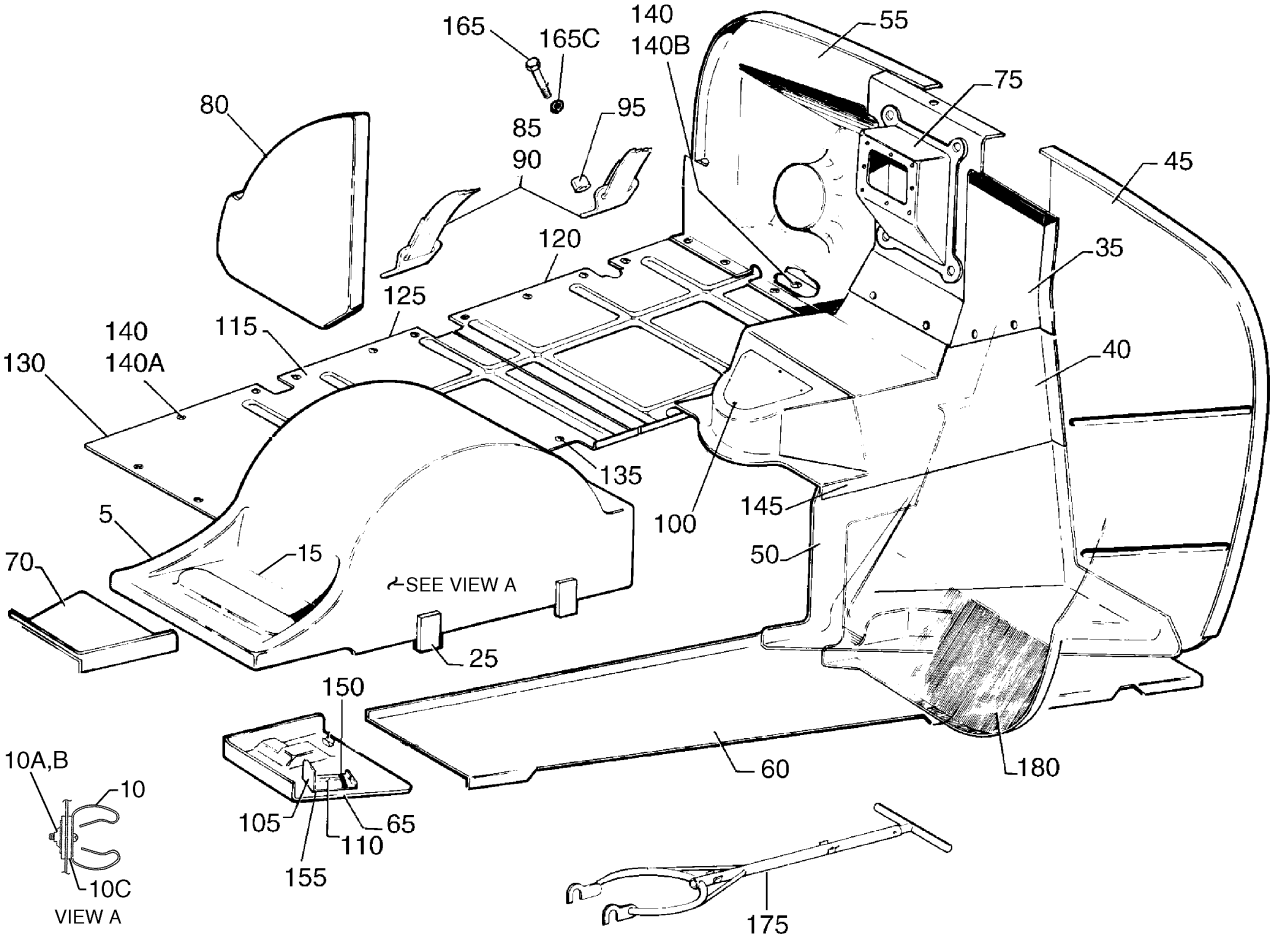


Figure 35. Forward Baggage Compartment Finishing Installation

PIPER AIRCRAFT, INC.
PA-34-220T
AIRPLANE PARTS CATALOG

Figure and Index Number	Part Number	Nomenclature	No. Req.	Serial Numbers Affected
35	87271	DRAWING - Forward Baggage Compartment Finishing Installation		
	87441 (F)	DRAWING - Oxygen System Installation		3447001 thru 3447029
	100780 (E)	DRAWING - Oxygen System Installation		3449001 and up
5	95739-000	COVER ASSY - Nose Wheel	1	
10	104187-003	* CLIP ASSY - Tow Bar	1	
10A	415-537	* SCREW - (MS35206-247)	1	
10B	477-809	* NUTPLATE - (MS21059L08)	1	
10C	99457-000	* SPACER - Tow Bar Clip	2	
15	96375-000	* SHEET - Rubber	1	
-20	DELETED			
25	96318-003	* LATCH - Cover Assy	3	
-30	87274-002	PANEL ASSY - Baggage Compartment - Center	1	
35	87274-003	* PANEL - Baggage Compartment - Upper	1	
40	87274-004	* PANEL - Baggage Compartment - Lower	1	
45	87295-002	PANEL - Baggage Compartment - Upper Left (SEE NOTE 1)	1	
-45A	87295-003	PANEL - Baggage Compartment - Upper Left (SEE NOTE 2)	1	3447001 thru 3447029; 3449153 and up
50	96285-000	PANEL - Baggage Compartment - Lower Left (SEE NOTE 1)	1	
55	87296-002	PANEL - Baggage Compartment - Right	1	
60	96287-000	PANEL - Baggage Compartment Floor	1	
65	96463-000	DECK - Electrical Equipment - Left	1	
70	96464-002	DECK - Electrical Equipment - Right	1	
75	87299-002	COVER ASSY - Brake Reservoir Access	1	
80	96502-000	PANEL - Hydraulic Pump Protector	1	
85	66804-000	STRAP ASSY - Baggage Tie Down (tip end)	2	
90	66805-000	STRAP ASSY - Baggage Tie Down (buckle end)	2	
95	63900-147	BUSHING - Baggage Tie Down Strap	4	
-95A	63900-147	BUSHING - Baggage Tie Down Strap (SEE NOTE 3)	5	
100	95791-013	COVER - Baggage Compartment	1	
105	37793-002	PLATE ASSY - Oil Cooler Winterization	2	3447001 thru 3447029
-105A	37793-002	PLATE ASSY - Oil Cooler Winterization	4	3449001 and up
110	63408-000	* PLACARD - Oil Cooler Winterization	REF	
115	95742-000	DECK ASSY - Baggage	1	3449001 and up
120	89144-002	DECK ASSY - Baggage - Aft	1	3447001 thru 3447029
125	89348-002	DECK ASSY - Baggage - Mid	1	3447001 thru 3447029
130	89347-002	DECK ASSY - Baggage - Fwd	1	3447001 thru 3447029
135	415-536	SCREW - (MS35206-246) (SEE NOTE 1)	56	3449001 thru 3449011
-135A	415-536	SCREW - (MS35206-246) (SEE NOTE 2)	40	3449001 thru 3449011
-135B	415-536	SCREW - (MS35206-246) (SEE NOTE 1)	66	3449012 and up
-135C	415-536	SCREW - (MS35206-246)	52	3449012 and up
140	419-918	SCREW - (8 x 1/2 Type B)	36	3447001 thru 3447029
140A	477-771	NUT - Nylon	14	3447001 thru 3447029
140B	406-334	NUT - (A1793-8Z-1)	18	3447001 thru 3447029
145	419-918	SCREW - (#8 x 1/2 Type B)	3	
150	587-508	STRAP	1	
155	411-532	SCREW - (MS35207-263)	8	
-155A	406-706	NUT	8	
-160	DELETED			

- ITEM NOT ILLUSTRATED

When ordering, always specify Part Number, Description, and Serial Number of Aircraft

Revised: December 10, 2009

PIPER AIRCRAFT, INC.
PA-34-220T
AIRPLANE PARTS CATALOG

Figure and Index Number	Part Number	Nomenclature	No. Req.	Serial Numbers Affected
35-				
165	401-266	BOLT - (AN3-5A) (SEE NOTE 1)	4	
-165A	400-440	BOLT - (AN3-6A) (SEE NOTES 2 AND 3)	1	
-165B	690-612	WASHER - (NAS1149F0363P)	4	
165C	62833-101	WASHER - (Under Bolt Head)	4	
-165D	404-526	NUT - (MS21042-3)	4	
-170	— - —			
175	96331-000	TOW BAR ASSY	1	
180	87443-002	PANEL - Oxygen Cylinder Closeout	1	3447001 thru 3447029
-180A	101082-002	PANEL - Oxygen Cylinder Closeout (SEE NOTE 2)	1	3449001 and up
-180B	477-778	NUT - Rubber	17	3447001 thru 3447029
-180B	603-304	NUT - (301030-A-8-32)	17	3449001 and up
-180C	415-536	SCREW - (MS35206-246)	17	3449001 and up
-180C	415-378	SCREW - (MS51957-45)	17	3447001 thru 3447029

NOTES:

1. USED ON AIRPLANES WITHOUT OXYGEN SYSTEM INSTALLED.
2. USED ON AIRPLANES WITH OXYGEN SYSTEM INSTALLED.
3. EXTRA BUSHING AND LONGER BOLT USED ON LEFT FORWARD BAGGAGE TIE DOWN STRAP ATTACH POINT ON AIRPLANES WITH OXYGEN SYSTEM INSTALLED.

- ITEM NOT ILLUSTRATED

When ordering, always specify Part Number, Description, and Serial Number of Aircraft

Revised: December 10, 2009

**PIPER AIRCRAFT, INC.
PA-34-220T
AIRPLANE PARTS CATALOG**

THIS PAGE INTENTIONALLY LEFT BLANK

PIPER AIRCRAFT, INC.
PA-34-220T
AIRPLANE PARTS CATALOG

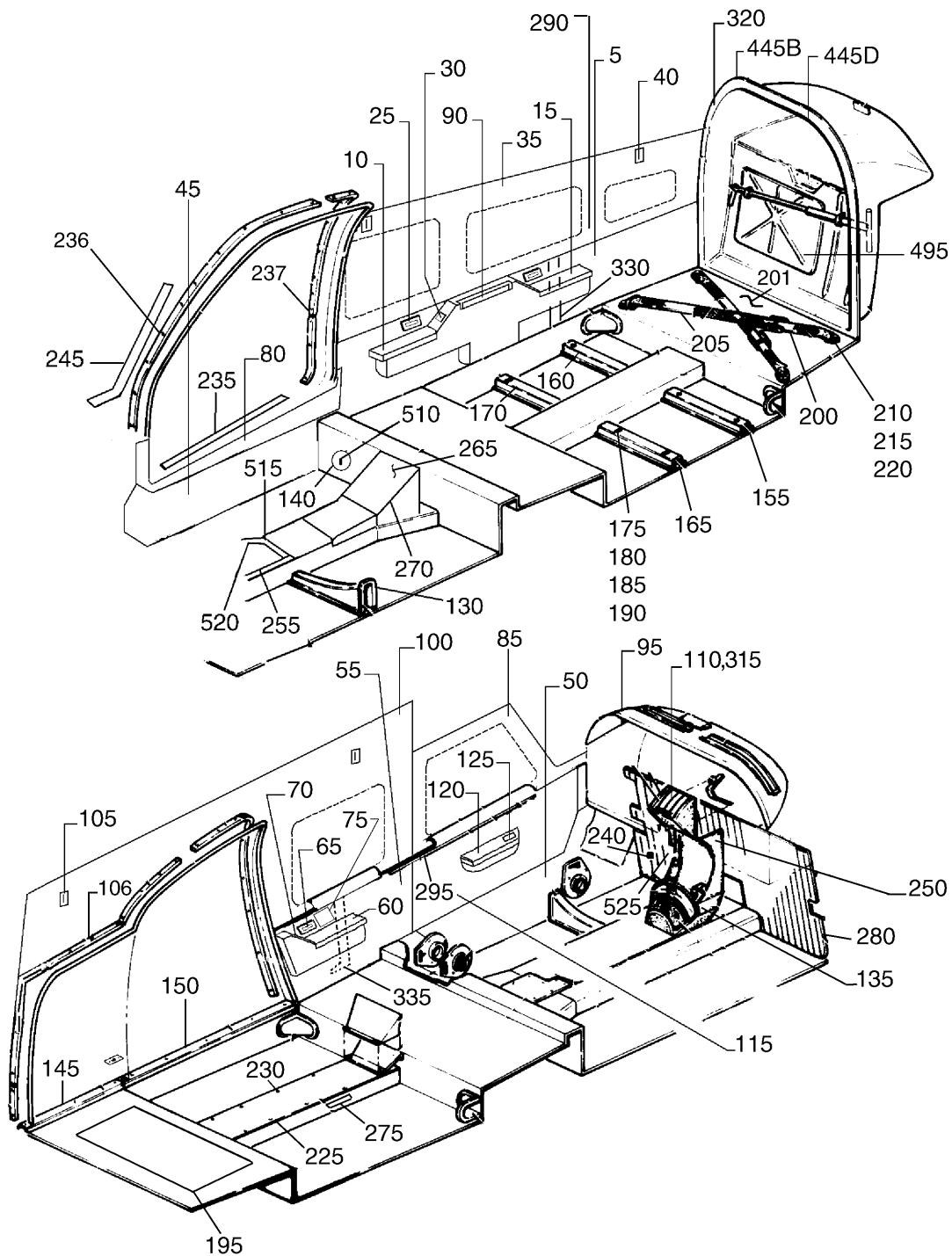


Figure 36. Cockpit Finishing Installation
 (Sheet 1 of 2)

PIPER AIRCRAFT, INC.
PA-34-220T
AIRPLANE PARTS CATALOG

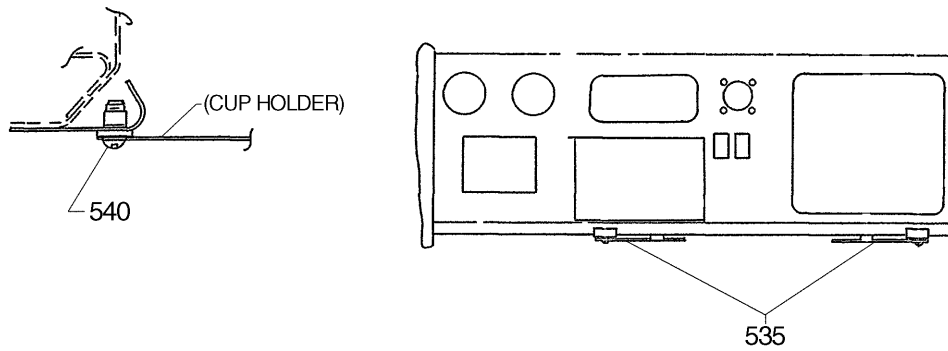
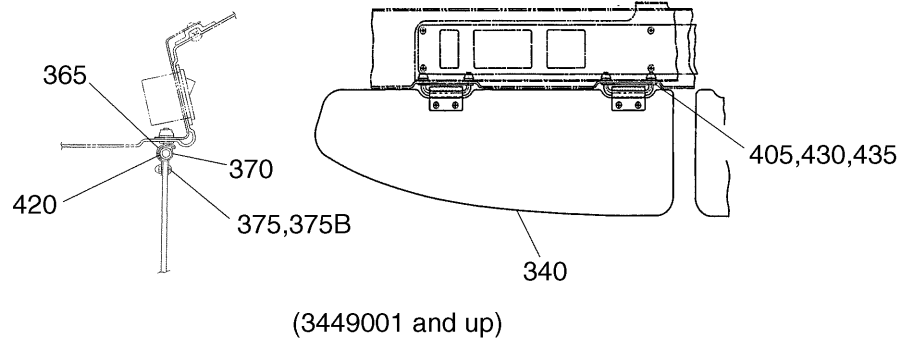
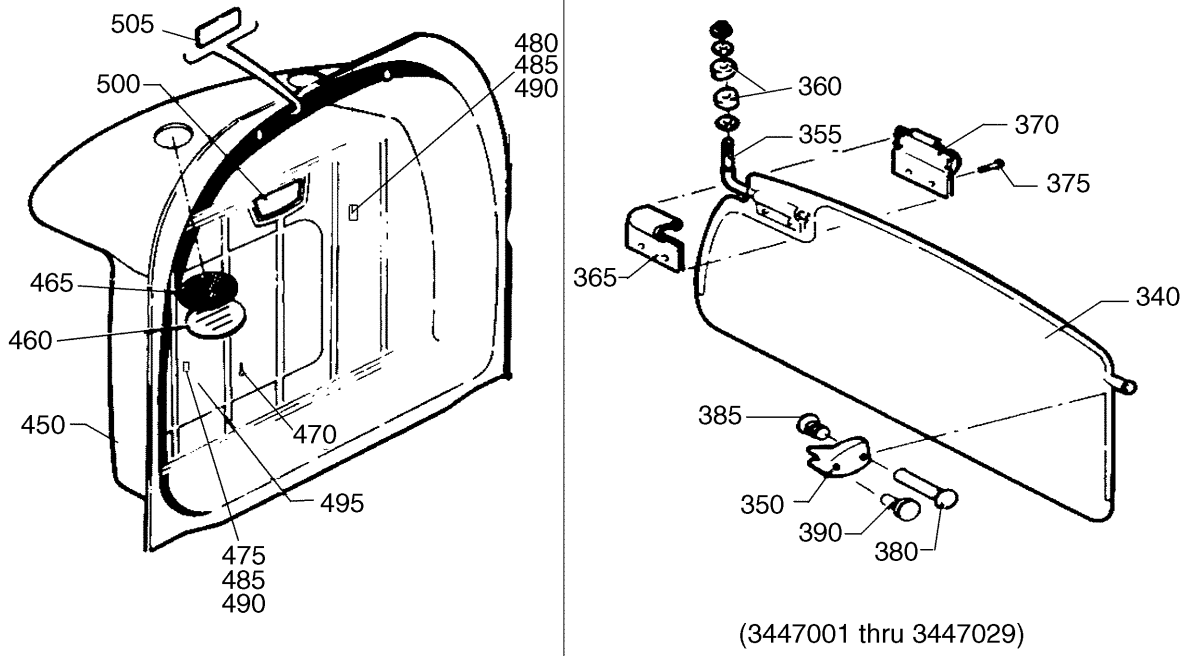


Figure 36. Cockpit Finishing Installation
 (Sheet 2 of 2)

PIPER AIRCRAFT, INC.
PA-34-220T
AIRPLANE PARTS CATALOG

Figure and Index Number	Part Number	Nomenclature	No. Req.	Serial Numbers Affected
36	85200 (CQ)	DRAWING - Interior Installation		
	85210 (BW)	DRAWING - Interior Details		
	101230 (N)	DRAWING - Interior Details		
	85366	DRAWING - Executive Writing Table, Details and Installation		
	78734 (U)	DRAWING - Aft Cabin Bulkhead Installation		
	87221	DRAWING - Sunvisor Installation		3447001 thru 3447029
	85458 (G)	DRAWING - Sunvisor Installation		3449001 and up
	87452 (E)	DRAWING - Crew Cup Holder Installation		3447013 thru 3447029; 3449001 and up
5	85210-040	PANEL ASSY - Lower Side - Right	1	3447001 thru 3447029
-5A	85210-269	PANEL ASSY - Lower Side - Right (SEE NOTE 1)	1	3449001 and up
-5B	85210-296	PANEL ASSY - Lower Side - Right (SEE NOTE 2)	1	3449001 and up
10	85210-060	* ARMREST ASSY (SEE NOTE 1)	1	
15	85210-059	* ARMREST ASSY (SEE NOTE 1)	1	
-20	85210-242	* ARMREST ASSY (SEE NOTE 2)	1	3449001 and up
25	584-402	* RECEPTACLE - Ashtray (E83B-5404788-AW)	2	3447001 thru 3447029
30	85210-006	* SWITCH ASSY - Light	2	
-30A	89908-002	** SWITCH ASSY	1	
-30B	69669-200	** PLACARD - (Light Symbol)	1	
-30C	85210-070	** COVER	1	
-35	101230-012	PANEL ASSY - Upper Side - Right	1	3449001 and up
35	85210-012	PANEL ASSY - Upper Side - Right	1	3447001 thru 3447029
40	89567-005	* BEZEL - Seat Belt	2	3447001 thru 3447029
-40A	89567-015	* BEZEL - Seat Belt	2	3449001 and up
45	85210-148	PANEL ASSY - Cockpit Side - Lower Right	1	3447001 thru 3447029; 3449001 thru 3449164
-45A	101230-015	PANEL ASSY - Cockpit Side - Lower Right	1	3449165 and up
50	85210-147	PANEL ASSY - Cockpit Side - Lower Left	1	3447001 thru 3447029; 3449001 thru 3449164
-50A	101230-014	PANEL ASSY - Cockpit Side - Lower Left	1	3449165 and up
55	85210-084	PANEL ASSY - Lower Side - Left	1	3447001 thru 3447029
-55A	85210-252	PANEL ASSY - Lower Side - Left (SEE NOTE 1)	1	3449001 and up
-55B	85210-221	PANEL ASSY - Lower Side - Left (SEE NOTE 2)	1	3449001 thru 3449310, 3449312 and up (without Entegra)
-55B	85210-477	PANEL ASSY - Lower Side - Left	1	3449311, 3449323 and up (with Entegra)
60	85210-059	* ARMREST ASSY (SEE NOTE 1)	1	
-60A	85210-242	* ARMREST ASSY (SEE NOTE 2)	1	3449001 and up
65	584-402	* RECEPTACLE - Ashtray (E83B-5404788-AW) (SEE NOTE 1)	1	
70	85210-006	* SWITCH ASSY - Light (SEE NOTE 1)	1	
-70A	85210-006	* SWITCH ASSY - Light (SEE NOTE 2)	2	3449001 and up
-71	89908-002	** SWITCH ASSY	1	
-71A	683-307	** PLACARD - (Light Symbol) (69669-200)	1	

- ITEM NOT ILLUSTRATED

When ordering, always specify Part Number, Description, and Serial Number of Aircraft

PIPER AIRCRAFT, INC.
PA-34-220T
AIRPLANE PARTS CATALOG

Figure and Index Number	Part Number	Nomenclature	No. Req.	Serial Numbers Affected
36-				
-71B	85210-070	* * COVER	1	
75	100590-015	* COVER PLATE ASSY	1	
-75A	100902-004	* SENSOR ASSY (SEE NOTE 1)	1	
80	85210-119	PANEL ASSY - Cockpit Side - Lower Right	1	
85	85210-216	PANEL ASSY - Cockpit Side - Upper Left	1	3447001 thru 3447029
-85A	85210-222	PANEL ASSY - Cockpit Side - Upper Left	1	3449001 and up
90	488-172	TABLE TOP	1	
-90A	85366-004	GUIDE - Forward	1	
-90B	85366-003	GUIDE - Aft	1	
95	85210-164	COVER ASSY - Cowl Deck	1	3447001 thru 3447029
95	85210-276	COVER ASSY - Cowl Deck	1	3449001 thru 3449310, 3449312 and up (without Entegra)
95	101759-004	COVER ASSY - Cowl Deck	1	3449311, 3449323 and up (with Entegra)
-95A	85210-162	* COVER - Cowl Deck	1	3447001 thru 3447029
-95A	85210-277	* COVER - Cowl Deck	1	3449001 thru 3449310, 3449312 and up (without Entegra)
-95A	101759-005	* COVER - Cowl Deck	1	3449311, 3449323 and up (with Entegra)
-95B	101759-006	* SCREEN	1	3449311, 3449323 and up (with Entegra)
100	85210-095	PANEL ASSY - Aft Cabin - Upper Left	1	3447001 thru 3447029
-100A	101230-011	PANEL ASSY - Aft Cabin - Upper Left	1	3449001 and up
105	89567-005	* BEZEL - Seat Belt	2	3447001 thru 3447029
-105A	89567-015	* BEZEL - Seat Belt	2	3449001 and up
106	419-646	SCREW - (6 X 1/2 Sht Mt Type A)	9	3449001 and up
110	95808-014	COVER ASSY - Engine Controls	1	
-110A	39595-004	* LIGHT ASSY	1	
-110B	36891-006	* COVER	1	
-110C	83371-002	* CLIP	1	
-110D	519-900	* SCREW - (MS51862-4C)	2	
-110E	656-154	* PLACARD - Prop RPM (84967-162)	1	
-110F	656-155	* PLACARD - Throttle (84967-163)	1	
-110G	656-156	* PLACARD - Mixture (84967-164)	1	
115	85210-108	PANEL ASSY - Cockpit Side - Lower Left	1	3447001 thru 3447029
-115A	85210-238	PANEL ASSY - Cockpit Side - Lower Left	1	3449001 and up
120	85210-076	* ARMREST ASSY - (with ashtray)	1	3447001 thru 3447029
-120A	85210-230	* ARMREST ASSY - (without ashtray)	1	3449001 and up
125	89548-014	* ASHTRAY	1	3447001 thru 3447029
130	66615-014	COVER ASSY	2	3447001 thru 3447029
-130	95893-020	COVER ASSY	1	3449001 and up
-130	95893-021	COVER ASSY	1	3449001 and up
135	63900-056	BUSHING - Cover to Tunnel	2	3447001 thru 3447029
140	65461-019	COVER ASSY - Sump Valve	1	
145	69189-000	SILL - Cargo Door - Aft	1	3447001 thru 3447029
-145A	101230-006	SILL - Cargo Door - Complete	1	3449001 and up
-145B	419-806	SCREW - (MS21207C6-8)	6	
150	69188-003	SILL - Cargo Door - Fwd	1	3447001 thru 3447029
155	68090-016	CHANNEL - Seat Trim - Aft Left	1	
160	68090-017	CHANNEL - Seat Trim - Aft Right	1	

- ITEM NOT ILLUSTRATED

When ordering, always specify Part Number, Description, and Serial Number of Aircraft

Revised: December 10, 2009

PIPER AIRCRAFT, INC.
PA-34-220T
AIRPLANE PARTS CATALOG

Figure and Index Number	Part Number	Nomenclature	No. Req.	Serial Numbers Affected
36-				
165	79681-002	CHANNEL - Seat Trim - Fwd Left	1	
170	79681-003	CHANNEL - Seat Trim - Fwd Right	1	
175	68094-003	PLATE - Seat Attachment	8	
180	68096-000	PLATE - Seat Attachment	8	
185	79781-002	PLATE ASSY - Seat Attachment	8	
190	415-536	SCREW - (MS35206-246)	32	
195	100893-002	COVER ASSY - Battery	1	3449001 and up
-195A	100893-003	COVER ASSY - Battery (OPTIONAL PART FOR ITEM 195)	1	3449001 and up
-195B	100893-004	COVER ASSY - Battery (OPTIONAL PART FOR ITEM 195)	1	3449001 and up
-195C	100893-005	COVER ASSY - Battery (OPTIONAL PART FOR ITEM 195)	1	3449001 and up
200	66804-000	STRAP ASSY - Baggage Tie Down (tip)	2	
201	100893-015	COVER ASSY - Battery (SEE NOTE 7)	1	3449269 and up
205	66805-000	STRAP ASSY - Baggage Tie Down (buckle)	2	
210	400-440	BOLT - (AN3-6A)	4	
215	62833-101	WASHER	4	
220	63900-147	BUSHING	4	
225	68415-000	PLATE - Tunnel Cover - Aft	1	
230	419-920	SCREW - (8x1/2 Type B, Truss Hd)	12	
235	65546-004	SILL - Fwd Cabin Door	1	3447001 thru 3447029
-235A	101230-007	SILL - Fwd Cabin Door	1	3449001 and up
-235B	419-806	SCREW - (MS21207C6-8)	5	
236	419-646	SCREW - (6 X 1/2 Sht Mt Type A)	3	3449001 and up
237	419-646	SCREW - (6 X 1/2 Sht Mt Type A)	4	3449001 and up
240	471-049	KNOB - Cowl Flap - (18875-7)	2	3449001 and up
245	85210-253	PANEL Trim - Windshield Post - Right	1	3447001 thru 3447029
-245A	85210-275	PANEL Trim - Windshield Post - Right	1	3449001 and up
-245B	100864-002	TRIM CHANNEL - Windshield - Left	1	
-245C	85210-215	COVER - Visor Trim - Right	1	3447001 thru 3447029
-245D	85210-214	COVER - Visor Trim - Left	1	3447001 thru 3447029
250	37577-009	COVER ASSY - Console	1	
255	95950-009	COVER ASSY - Flap and Trim	1	
-255A	419-708	SCREW - (8 x 5/8)	2	3447001 thru 3447029; 3449001 thru 3449310, 3449312 and up (without Entegra)
-255A	415-261	SCREW	2	3449311, 3449323 and up (with Entegra)
-255B	494-004	WASHER	2	
-260	95181-000	PLATE - Tunnel Cover - Fwd	1	
265	37556-003	CONTROL ASSY - Heater (SEE FIG. 77 FOR BKDN)	1	3447001 thru 3447029
-265A	37556-004	CONTROL ASSY - Heater (SEE FIG. 77 FOR BKDN)	1	3449001 and up
270	78320-015	COVER ASSY - Heater Control	1	3447001 thru 3447029
-270A	78320-017	COVER ASSY - Heater Control	1	3449001 and up
275	37165-054	OUTLET ASSY - Heat	6	
-275A	419-708	SCREW - (8 x 5/8)	16	3449001 and up
280	68495-000	BLANKET - Cabin	1	
-285	85365-002	EXTRUSION INSTALLATION	1	
290	189-151	* EXTRUSION - Right (23.75 ins.) (60.32cm)	1	

- ITEM NOT ILLUSTRATED

When ordering, always specify Part Number, Description, and Serial Number of Aircraft

PIPER AIRCRAFT, INC.
PA-34-220T
AIRPLANE PARTS CATALOG

Figure and Index Number	Part Number	Nomenclature	No. Req.	Serial Numbers Affected
36-				
295	189-151	* EXTRUSION - Left (48.09 ins.) (1.22m)	1	
-300	189-152	* EXTRUSION - Upper (48 ins) (1.22m)	1	
305	85210-280	PANEL ASSY - Console Closeout (SEE NOTE 2)	1	3449001 and up
-310	DELETED			
315	96718-002	KNOB - Air Control	2	3449001 and up
-315A	96718-003	KNOB - Air Control	2	3449001 and up
-315B	414-780	SCREW - (MS24693-S52)	2	3449001 and up
320	419-626	SCREW	16	
-320A	494-003	WASHER	16	
-325	DELETED			
330	100622-003	CHANNEL ASSY - Right (SEE NOTE 2)	2	3449001 and up
335	100622-002	CHANNEL ASSY - Left (SEE NOTE 2)	1	3449001 and up
340	37853-008	BLADE - Pilot - (Carolina) - Left	1	3447001 thru 3447029
340	85515-002	BLADE - Sun Visor - Left and Right	2	3449001 and up
-340A	37853-009	BLADE - Pilot - (Monterey) - Left	1	3447001 thru 3447029
-345	65866-003	BLADE - Co-Pilot - (Carolina) - Right (SEE NOTE 9)	1	3447001 thru 3447029
-345A	65866-005	BLADE - Co-Pilot - (Monterey) - Right (SEE NOTE 9)	1	3447001 thru 3447029
350	65865-000	RETAINER - Sun Visor	2	3447001 thru 3447029
355	65868-002	ROD - Sun Visor	2	3447001 thru 3447029
360	65869-000	BEARING - Sun Visor	4	3447001 thru 3447029
365	65870-000	CLIP - Sun Visor (554-786)	2	3447001 thru 3447029
365	65870-002	CLIP - Sun Visor (654-206)	4	3449001 and up
-365A	65870-003	CLIP - Sun Visor (ALTERNATE PART FOR ITEM 365)	2	3447001 thru 3447029
370	65871-000	CLIP - Sun Visor (554-787)	2	3447001 thru 3447029
370	65871-000	CLIP - Sun Visor (554-787)	4	3449001 and up
-370A	65871-003	CLIP - Sun Visor (ALTERNATE PART FOR ITEM 370)	2	3447001 thru 3447029
375	415-376	SCREW - (MS51957-27)	4	3447001 thru 3447029
375	415-376	SCREW - (MS51957-27)	8	3449001 and up
-375A	690-660	WASHER - (MS35335-30)	4	3447001 thru 3447029
-375B	477-696	NUT - Dome (8061-NP)	4	3447001 thru 3447029
-375B	477-696	NUT - Dome (8061-NP)	8	3449001 and up
380	36588-002	POST - Retainer	2	3447001 thru 3447029
385	36588-003	SCREW - Retainer	2	3447001 thru 3447029
390	484-691	RIVET - Plastic (201-120751-00-0103)	2	3447001 thru 3447029
-395	DELETED			
-400	DELETED			
405	85448-005	BRACKET ASSY - Sun Visor	4	3449001 and up
-410	DELETED			
-415	DELETED			
420	65872-002	SHOE-FRICTION - Sun Visor	4	3449001 and up
-425	DELETED			
430	690-609	WASHER - (NAS1149F0332P)	8	3449001 and up
435	406-443	NUT - (NAS679A3W)	8	3449001 and up
-440	DELETED			
-445	79849-007	BULKHEAD ASSY - Aft Cabin (SEE NOTE 4)	1	3447001 thru 3447012
-445A	79849-008	BULKHEAD ASSY - Aft Cabin (SEE NOTE 5)	1	3447001 thru 3447012

- ITEM NOT ILLUSTRATED

When ordering, always specify Part Number, Description, and Serial Number of Aircraft

Revised: March 10, 2009

PIPER AIRCRAFT, INC.
PA-34-220T
AIRPLANE PARTS CATALOG

Figure and Index Number	Part Number	Nomenclature	No. Req.	Serial Numbers Affected
36-				
445B	79849-012	BULKHEAD ASSY - Aft Cabin (SEE NOTE 4)	1	3447013 and up
-445C	79849-013	BULKHEAD ASSY - Aft Cabin (SEE NOTE 5)	1	3447013 thru 3447029; 3449001 and up
445D	79849-011	BULKHEAD ASSY - Aft Cabin (SEE NOTE 6)	1	3449001 and up
450	79837-011	* HATSHelf ASSY (USE WITH ITEMS 445, 445A OR 445D)	1	3447001 thru 3447012; 3449001 and up
-450A	79837-013	* HATSHelf ASSY (USE WITH ITEMS 445B OR 455C)	1	3447013 thru 3447029
-455	79841-004	* EVAPORATOR ASSY (USE WITH ITEMS 445 OR 445B) (SEE NOTE 8)	1	3447001 thru 3447029
-455A	79841-006	* EVAPORATOR ASSY (USE WITH ITEM 445D) (SEE NOTE 6 and 8)	1	3449001 and up
460	66788-014	* COVER (USE WITH ITEMS 445A OR 445C)	2	3447001 thru 3447029; 3449094 and up
-460A	66788-013	* COVER (USE WITH ITEM 445C)	2	3449001 thru 3449093
465	96801-000	* SCREEN (USE WITH ITEMS 445A OR 445C)	2	
470	419-625	* SCREW (USE WITH ITEMS 445A OR 445C)	10	
-470A	494-003	* WASHER (USE WITH ITEMS 445A OR 445C)	10	
475	104187-002	* CLIP ASSY - Tow Bar (USE WITH ITEM 445D)	1	3449001 and up
480	454-838	* CLIP - Tow Bar (USE WITH ITEM 445D)	1	3449001 and up
485	99457-000	* SPACER - Tow Bar Clip (USE WITH ITEM 445D)	2	3449001 and up
490	415-536	* SCREW (MS35206-246) (USE WITH ITEM 445D)	2	3449001 and up
495	79445-005	* DOOR ASSY - Aft Fuselage Access	1	
500	96272-000	PLACARD - Baggage Limitations	REF	
505	66787-000	PLACARD - Cabin Bulkhead	REF	
510	65463-000	PLACARD - Sump Drain	REF	
515	35669-164	PLACARD - Rudder Trim	REF	
520	67786-000	PLACARD - Stabilator Trim	REF	
525	35669-173	PLACARD - Alternate Air	REF	
-530	582-608	PLACARD - Fuel Selector (69669-113)	REF	
535	87451-004	HOLDER - Crew Cup (single & dual)	1	3449152 and up
535A	87451-005	HOLDER - Crew Cup (dual)	1	3449152 and up
540	411-532	SCREW - (MS35207-263) (SEE NOTE 10)	2	3447013 thru 3447029; 3449001 and up
-540A	690-609	WASHER - (NAS1149F0332P) (SEE NOTE 10)	2	3447013 thru 3447029; 3449001 and up
-540B	408-836	SPRING WASHER - (3502-20-43) (SEE NOTE 10)	2	3447013 thru 3447029; 3449001 and up
-540C	87466-002	SPACER (SEE NOTE 10)	2	3447013 thru 3447029; 3449001 and up

- ITEM NOT ILLUSTRATED

When ordering, always specify Part Number, Description, and Serial Number of Aircraft

PIPER AIRCRAFT, INC.
PA-34-220T
AIRPLANE PARTS CATALOG

Figure and Index Number	Part Number	Nomenclature	No. Req.	Serial Numbers Affected
----------------------------------	----------------	--------------	-------------	----------------------------

36-

NOTES:

1. USED ON AIRPLANES WITH 6-SEAT INTERIOR.
2. USED ON AIRPLANES WITH 5-SEAT INTERIOR.
3. DELETED
4. USED ON AIRPLANES WITH AIR CONDITIONING INSTALLED.
5. USED ON AIRPLANES WITHOUT AIR CONDITIONING INSTALLED.
6. USED ON AIRPLANES WITH HFC-134A REFRIGERANT AIR CONDITIONING SYSTEM.
7. 100893-016, 100893-017, OR 100893-018 ALSO MAY BE USED.
8. SEE FIGURE 80 FOR FURTHER BREAKDOWN.
9. OPAQUE - DUE TO BATCH VARIATIONS IN RAW MATERIAL COLORS, PIPER RECOMMENDS CHANGING VISOR BLADES IN PAIRS TO MAINTAIN THE COORDINATED APPEARANCE OF YOUR INTERIOR.
10. QUANTITY OF 1 USED ON SINGLE INSTALLATION.

- ITEM NOT ILLUSTRATED

When ordering, always specify Part Number, Description, and Serial Number of Aircraft

Revised: December 10, 2009

PIPER AIRCRAFT, INC.
PA-34-220T
AIRPLANE PARTS CATALOG

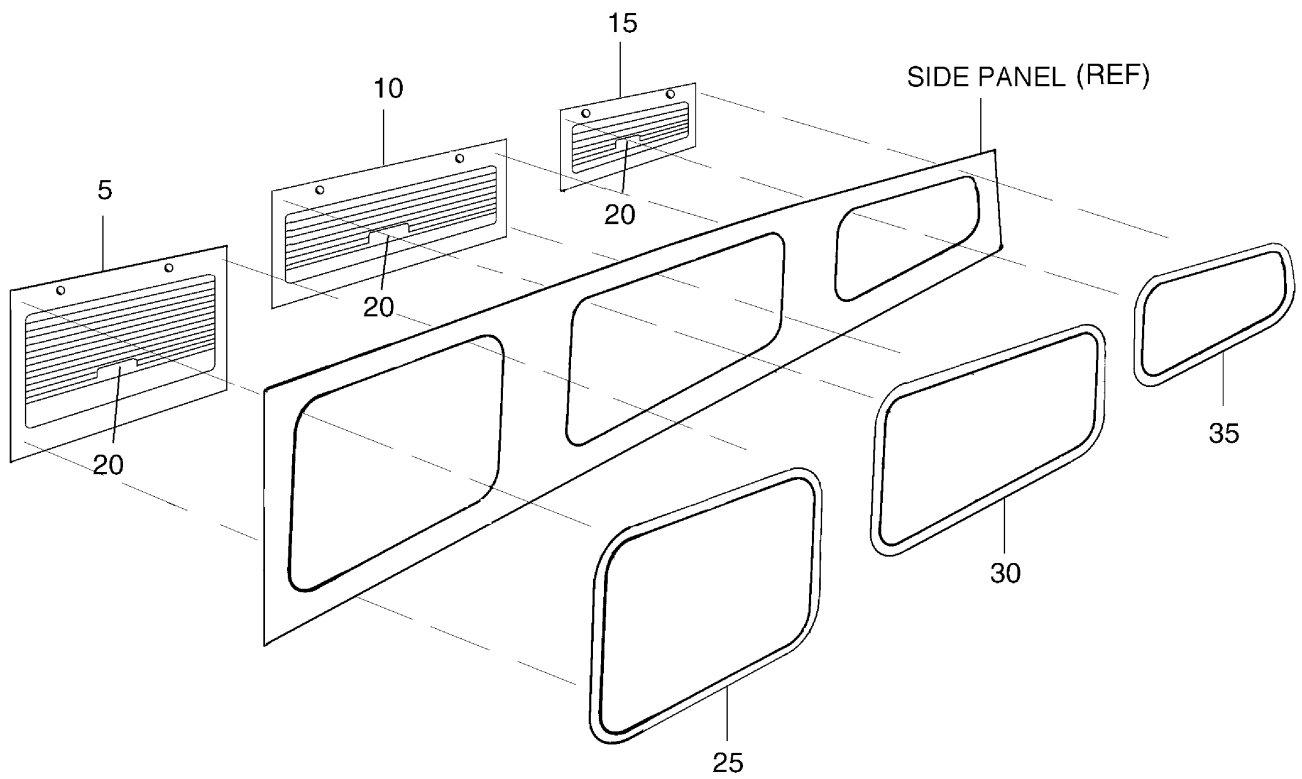


Figure 37. Window Shades and Reveals Installation

PIPER AIRCRAFT, INC.
PA-34-220T
AIRPLANE PARTS CATALOG

Figure and Index Number	Part Number	Nomenclature	No. Req.	Serial Numbers Affected
37	85200 (CQ) 100836	DRAWING - Interior Installation DRAWING - Window Shade Assembly and Installation		
5	100836-004	SHADE ASSY - Fwd Right (When ordering, specify color)	1	
-5A	100836-022	SHADE ASSY - Fwd Right (When ordering, specify color)	1	
-5B	100836-003	SHADE ASSY - Fwd Left (When ordering, specify color)	1	
-5C	100836-021	SHADE ASSY - Fwd Left (When ordering, specify color)	1	
10	100836-006	SHADE ASSY - Center Right (When ordering, specify color)	1	
-10A	100836-024	SHADE ASSY - Center Right (When ordering, specify color)	1	
-10B	100836-005	SHADE ASSY - Aft Cabin Door (When ordering, specify color)	1	
-10C	100836-023	SHADE ASSY - Aft Cabin Door (When ordering, specify color)	1	
15	100836-008	SHADE ASSY - Aft Right (When ordering, specify color)	1	
-15A	100836-026	SHADE ASSY - Aft Right (When ordering, specify color)	1	
-15B	100836-007	SHADE ASSY - Cargo Door (When ordering, specify color)	1	
-15C	100836-025	SHADE ASSY - Cargo Door (When ordering, specify color)	1	
20	100836-027	* HANDLE - Shade Assy	1	
25	85210-202	REVEAL - Fwd Right and Left	2	
30	85210-203	REVEAL - Center Right	1	
-30A	85210-206	REVEAL - Aft Cabin Door	1	
35	85210-204	REVEAL - Aft Right	1	
-35A	85210-205	REVEAL - Cargo Door	1	

- ITEM NOT ILLUSTRATED

When ordering, always specify Part Number, Description, and Serial Number of Aircraft

Revised: September 10, 2008

PIPER AIRCRAFT, INC.
PA-34-220T
AIRPLANE PARTS CATALOG

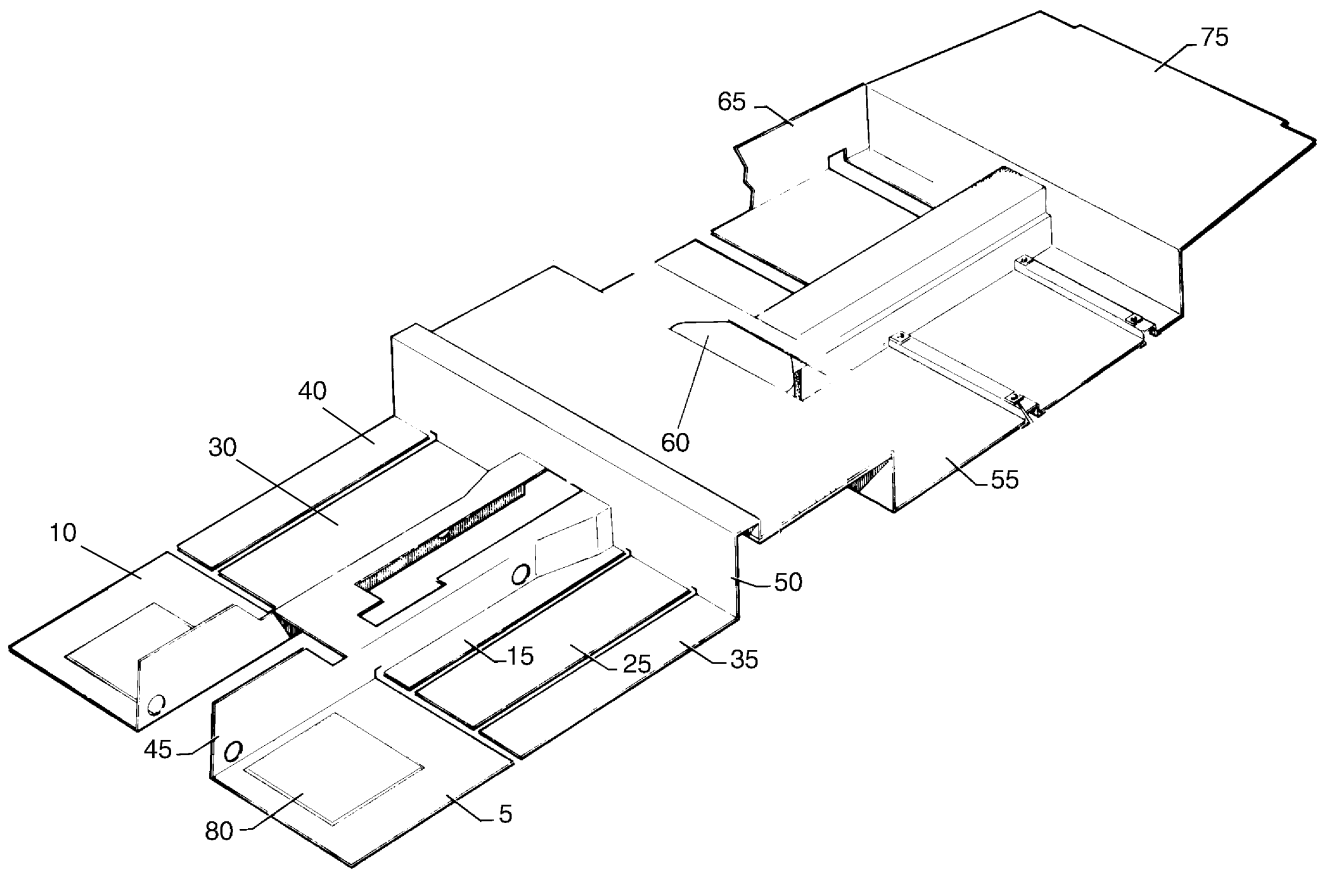


Figure 38. Carpet Installation

PIPER AIRCRAFT, INC.
PA-34-220T
AIRPLANE PARTS CATALOG

Figure and Index Number	Part Number	Nomenclature	No. Req.	Serial Numbers Affected
38	69845 (AI)	DRAWING - Carpet Installation		
NOTE: SPECIFY COLOR OF CARPET SECTIONS WHEN ORDERING.				
5	85210-284	CARPET ASSY - Fwd, Left	1	
10	85210-285	CARPET ASSY - Fwd, Right	1	
15	85210-024	CARPET ASSY - Fwd Inboard, Left	1	
-20	85210-025	CARPET ASSY - Fwd Inboard, Right	1	
25	85210-026	CARPET ASSY - Fwd Center, Left	1	
30	85210-027	CARPET ASSY - Fwd Center, Right	1	
35	85210-028	CARPET ASSY - Fwd Outboard, Left	1	
40	85210-029	CARPET ASSY - Fwd Outboard, Right	1	
45	85210-137	CARPET ASSY - Fwd Tunnel	1	
50	85210-031	CARPET ASSY - Spar Box	1	
55	85210-135	CARPET ASSY - Aft, Left and Right	1	
60	85210-141	COVER ASSY - Duct	1	
65	79680-003	CARPET ASSY - Aft Outboard, Right	1	
-70	79680-002	CARPET ASSY - Aft Outboard, Left	1	
75	85210-271	CARPET ASSY - Aft	1	
80	68611-000	PLATE - Heel	1	
-85	289-795	HOOK - (Velcro)	AR	

NOTE: SPECIFY COLOR OF CARPET SECTIONS WHEN ORDERING.

- ITEM NOT ILLUSTRATED

When ordering, always specify Part Number, Description, and Serial Number of Aircraft

PIPER AIRCRAFT, INC.
PA-34-220T
AIRPLANE PARTS CATALOG

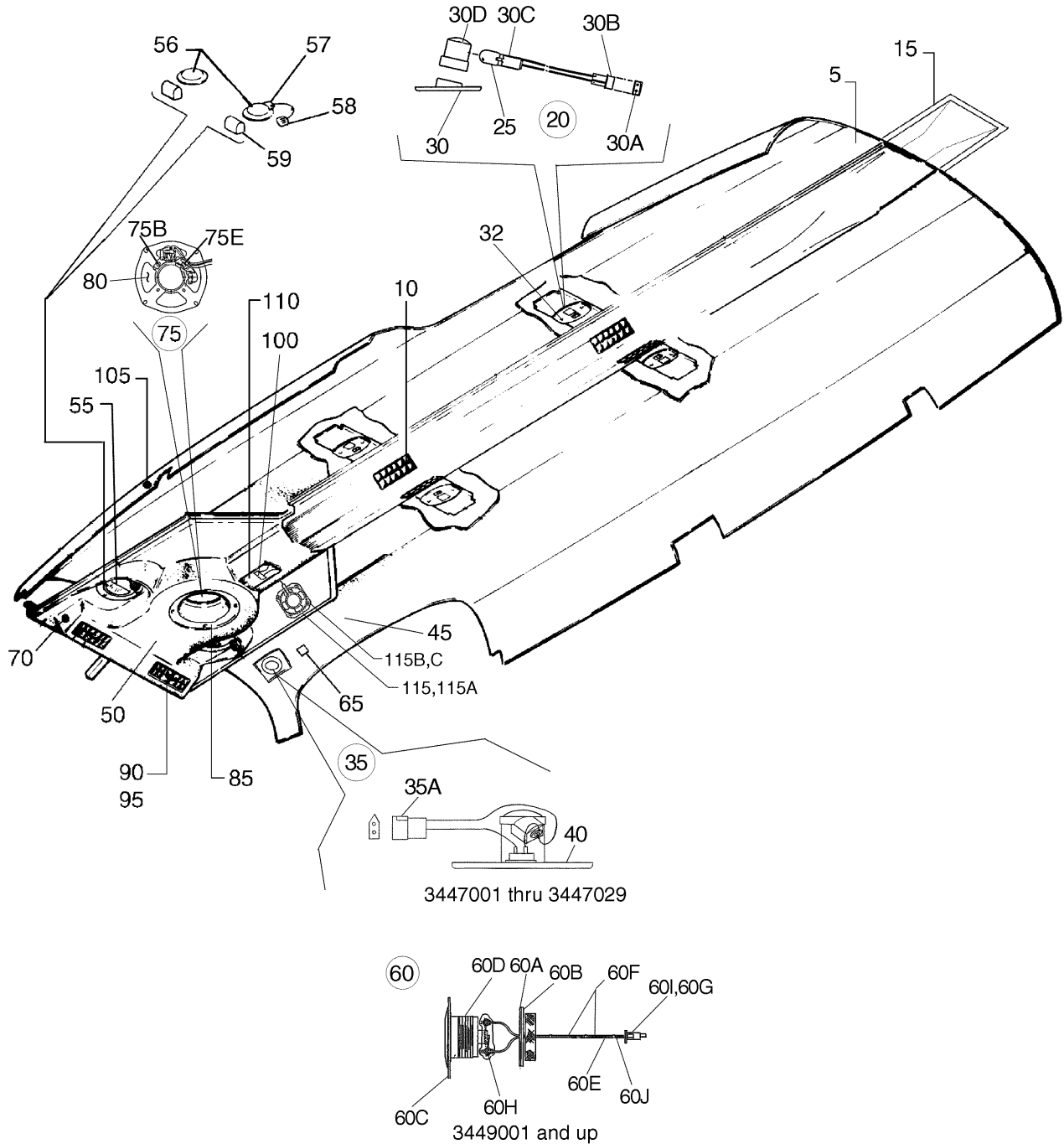


Figure 39. Forward Fresh Air Duct and Headliner Installation

Revised: June 10, 2008

PIPER AIRCRAFT, INC.
PA-34-220T
AIRPLANE PARTS CATALOG

Figure and Index Number	Part Number	Nomenclature	No. Req.	Serial Numbers Affected
39	85200 (CQ) 37874 (U) 69988 (L) 84289 (E)	DRAWING - Interior Installation DRAWING - Courtesy Lights Installation DRAWING - Fresh Air Duct Installation DRAWING - Speaker Installation		3447001 thru 3447029 3449001 and up
5	85210-092	PANEL ASSY - Headliner	1	3447001 thru 3447029
5	85210-182	PANEL ASSY - Headliner (SEE NOTE 1)	1	3449001 and up
5	85210-177	PANEL ASSY - Headliner (SEE NOTE 2)	1	3449001 and up
10	473-195	* LOUVER ASSY - (441AHS)	4	3447001 thru 3447029
10	473-700	* LOUVER ASSY - (1969-C-N)	4	3449001 and up
15	85210-220	CLOSEOUT PANEL - Headliner	1	3447001 thru 3447029
15	85210-189	CLOSEOUT PANEL - Headliner	1	3449001 and up
20	85311-004	LIGHT ASSY - Reading (See also electrical system figure)	3	3447001 thru 3447029
20	85311-005	LIGHT ASSY - Reading	3	3449001 and up
25	472-027	* LAMP	1	
30	85310-002	* BEZEL	1	3447001 thru 3447029
30	85310-003	* BEZEL	1	3449001 and up
30A	480-656	* PIN	2	
30B	582-692	* CAP - (1-480319-0)	1	
30C	683-502	* LAMP HOLDER - (33-05110301-0)	1	
30D	558-300	* CUP & LENS ASSY - (01-0770614-00)	1	
32	419-806	SCREW - (MS21207C6-8)	6	
35	37871-008	LIGHT ASSY - Courtesy	1	3447001 thru 3447012
35	37871-010	LIGHT ASSY - Courtesy	1	3447013 thru 3447029
35A	581-433	* PLUG - (03-09-2022)	1	
-35B	488-555	* TERMINAL	2	
-35B	588-501	* TERMINAL - (alternate)	2	
40	572-611	* LAMP ASSY - (A325-ML-28)	1	
45	78731-017	OVERHEAD ASSY - Fwd - Fresh Air Vent	1	3447001 thru 3447012
45	78731-018	OVERHEAD ASSY - Fwd - Fresh Air Vent	1	3447013 thru 3447020
45	78731-019	OVERHEAD ASSY - Fwd - Fresh Air Vent	1	3447021 thru 3447029
45	83396-006	OVERHEAD ASSY - Panel (SEE NOTE 1)	1	3449001 and up
45	83396-007	OVERHEAD ASSY - Panel (SEE NOTE 2)	1	3449001 and up
50	85210-160	* PANEL ASSY - Headliner	1	3447001 thru 3447012
50	85210-218	* PANEL ASSY - Headliner	1	3447013 thru 3447020
50	85210-246	* PANEL ASSY - Headliner	1	3447021 thru 3447029
50	85210-198	* PANEL ASSY - Headliner (SEE NOTE 1)	1	3449001 and up
50	85210-199	* PANEL ASSY - Headliner (SEE NOTE 2)	1	3449001 and up
55	87396-003	* LIGHT ASSY - Overhead	2	3447001 thru 3447012
55	87396-005	* LIGHT ASSY - Overhead	2	3447013 thru 3447029
55	95229-006	* LIGHT AND DIMMER ASSY - Overhead	2	3449001 and up
56	572-610	** LIGHT ASSY - Panel (A300-W-28)	2	
57	95228-003	** DIMMER - Overhead Light	1	
58	571-136	** KNOB	2	
59	572-675	** LIGHT ASSY - Overhead Panel (01-0770107-05)	2	
60	89875-005	* LIGHT ASSY - Courtesy	1	3449001 and up
60A	187-311	** WASHER - Neoprene (black) sheet (18707)	1	
60B	187-901	** WASHER - Plastic (46900-647)	1	
60C	186-437	** BEZEL	AR	

- ITEM NOT ILLUSTRATED

When ordering, always specify Part Number, Description, and Serial Number of Aircraft

Revised: March 10, 2009

PIPER AIRCRAFT, INC.
PA-34-220T
AIRPLANE PARTS CATALOG

Figure and Index Number	Part Number	Nomenclature	No. Req.	Serial Numbers Affected
39-				
60D	572-662	** FLOODLIGHT - (S2397-201)	1	
60E	89875-004	** HARNESS	1	
60F	153-633	*** WIRE	AR	
60G	582-692	*** SOCKET - receptacle (1-480319-0)	1	
60H	488-401	*** TERMINAL	2	
60I	480-656	*** PIN	2	
60J	488-701	*** TY-WRAP - (MS3367-7-9)	AR	
-60K	89875-004	* HARNESS	1	3449001 and up
65	89908-003	* SWITCH ASSY - Courtesy Light	1	3449001 and up
70	571-136	* KNOB - Overhead Light Dimmer	2	
75	99820-003	* SPEAKER ASSY - Overhead panel	1	3447001 thru 3447029
-75A	585-015	** SPEAKER - (6FU3211)	1	
75B	415-518	** SCREW - (MS35206-228)	1	
-75C	690-660	** WASHER - (MS35335-30)	1	
-75D	406-428	** NUT - (C8095-632-3B)	1	
75E	654-221	** CLAMP	1	
-75F	415-518	** SCREW - (MS35206-228)	1	
-75G	690-660	** WASHER (under head) - (MS35335-30)	1	
-75H	406-428	** NUT - (C8095-632-3B)	1	
80	68441-000	* BAFFLE - Speaker	1	3447001 thru 3447012
80	68441-002	* BAFFLE - Speaker	1	3447013 thru 3447029
85	68440-000	* RING - Speaker	1	3447001 thru 3447012
85	68440-002	* RING - Speaker	1	3447013 thru 3447029
-85A	414-783	* SCREW - (MS24693-C51)	4	
90	473-195	* LOUVER - (336-1HS)	2	3447001 thru 3447029
-90A	461-391	* FRAME - Louver (655A)	2	3447001 thru 3447029
95	406-424	* NUT - (C2733-040-4)	8	3447001 thru 3447029
-95A	407-041	* WASHER - (MS35338-41)	8	3447001 thru 3447029
100	653-640	CABLE ASSY (SEE NOTE 1)	REF	3447001 thru 3447029
100	653-643	CABLE ASSY (SEE NOTE 1)	REF	3449001 and up
105	99790-000	PAD	1	3449001 and up
-105A	419-641	SCREW - (4X1/2, Type A, Truss Hd) (SEE NOTE 1)	1	3449001 and up
110	582-457	PLACARD - Cabin Air (69669-077)	1	
115	85430-002	SPEAKER ASSY - 4 inch	2	3449001 and up
115A	487-192	* SPEAKER - (4EU2742)	2	3449001 and up
115B	520-045	SCREW - (MS51861-34)	8	3449001 and up
115C	406-447	CLIP NUT - (NAS395-14-3)	8	3449001 and up

NOTES:

1. USED ON AIRPLANES WITHOUT AIR CONDITIONING.
2. USED ON AIRPLANES WITH AIR CONDITIONING.

- ITEM NOT ILLUSTRATED

When ordering, always specify Part Number, Description, and Serial Number of Aircraft

Revised: March 10, 2009

**PIPER AIRCRAFT, INC.
PA-34-220T
AIRPLANE PARTS CATALOG**

THIS PAGE INTENTIONALLY LEFT BLANK

PIPER AIRCRAFT, INC.
PA-34-220T
AIRPLANE PARTS CATALOG

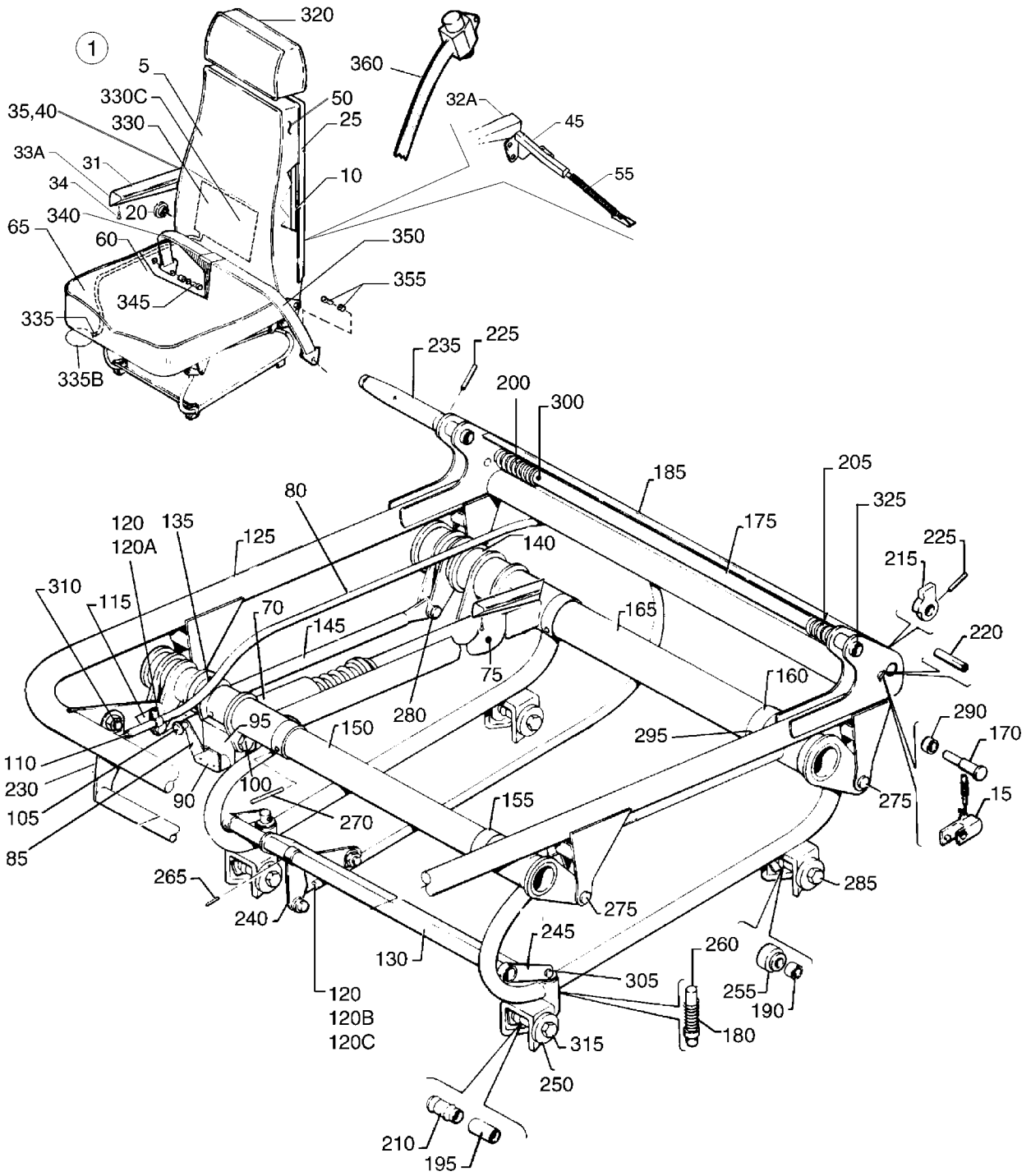


Figure 40. Front Seats Installation

Revised: March 10, 2009

PIPER AIRCRAFT, INC.
PA-34-220T
AIRPLANE PARTS CATALOG

Figure and Index Number	Part Number	Nomenclature	No. Req.	Serial Numbers Affected
40	78087 (AY)	DRAWING - Seats Installation		
	78354	DRAWING - Shoulder Harness Installation		
	02585 (F)	DRAWING - Lumbar Installation (Crew Seats)		
1	89026-004	SEAT ASSY - Adjustable Front - Left	1	3447001 thru 3447029
1	89026-012	SEAT ASSY - Adjustable Front - Left	1	3449001 and up
-1A	89026-005	SEAT ASSY - Adjustable Front - Right	1	3447001 thru 3447029
-1A	89026-013	SEAT ASSY - Adjustable Front - Right	1	3449001 and up
5	89023-010	* BACK ASSY - Front Seat - Left	1	3447001 thru 3447029
5	85514-004	* BACK ASSY - Front Seat - Left	1	3449001 and up
-5A	89023-011	* BACK ASSY - Front Seat - Right	1	3447001 thru 3447029
-5A	85514-005	* BACK ASSY - Front Seat - Right	1	3449001 and up
10	79555-000	** FRAME ASSY - Seat Back - Left	1	3447001 thru 3447029
10	79555-012	** FRAME ASSY - Seat Back - Left	1	3449001 and up
-10A	79555-001	** FRAME ASSY - Seat Back - Right	1	3447001 thru 3447029
-10A	79555-013	** FRAME ASSY - Seat Back - Right	1	3449001 and up
-10B	89979-011	*** CLIP	1	
15	99718-005	*** STOP ASSY - Seat Latch - Right	1	
20	79554-002	** KNOB - Seat Back Release - Right	1	
25	89023-013	** COVER - Seat Back	1	
-30	101250-005	** ARMREST ASSY COMPLETE - Left	1	3449001 and up
-30A	101250-004	** ARMREST ASSY COMPLETE - Right	1	3449001 and up
31	89984-004	*** COVER ASSY (Top cap - short)	1	
-32	101251-002	*** ARMREST ASSY - Right (short)	1	
32A	101251-003	*** ARMREST ASSY - Left (short)	1	
-33	101252-006	*** COVER ASSY - Left (short armrest) (Specify color when ordering)	1	
33A	101252-007	*** COVER ASSY - Right (short armrest) (Specify color when ordering)	1	
34	415-520	*** SCREW - (MS35206-230)	3	
35	104122-004	** DISK - Armrest	1	3449001 and up
40	104124-002	** WASHER	2	3449001 and up
-40A	410-035	** SCREW - (MS24694-S53)	2	3449001 and up
45	104121-002	** SLIDE ASSY - Left	1	3449001 and up
-45A	104121-003	** SLIDE ASSY - Right	1	3449001 and up
50	455-738	** CUSHION - CLUB (MF-9900-01)	1	3449001 and up
50	104900-002	** CUSHION	1	3449001 and up
55	461-936	** SPRING	1	3449001 and up
60	89026-008	* BOTTOM ASSY - Front Seat - Left	1	
-60A	89026-009	* BOTTOM ASSY - Front Seat - Right	1	
65	89023-012	** COVER - Seat Bottom	1	
-65A	455-770	** CUSHION - (104902-002)	1	
70	587-404	** GAS SPRING - Seat Adjustment (K6B1K-3-080-330/250)	1	
75	400-907	** BOLT (AN24-17A) - Gas Spring Mount	1	
-75B	690-613	** WASHER (NAS1149F0432P) - Gas Spring Mount	1	
-75C	95061-172	** BUSHING - Gas Spring Mount	1	
-75D	404-530	** NUT (MS21042-4) - Gas Spring Mount	1	
80	554-422	** CABLE ASSY - Control	1	
85	89977-007	** CONTROL ARM - Seat Adjustment	1	
90	411-537	** SCREW - (MS35207-268)	2	
-90A	690-612	** WASHER - (NAS1149F0363P)	2	
-90B	494-285	** WASHER - Retainer (85-33-101-27)	2	
-90C	406-443	** NUT - (NAS679A3W)	2	
95	37902-006	** ADAPTER - Seat Adjustment	1	
100	400-437	** BOLT (AN3-3A) - Adapter	2	
-100A	95061-109	** BUSHING - Adapter	2	

- ITEM NOT ILLUSTRATED

When ordering, always specify Part Number, Description, and Serial Number of Aircraft

Revised: March 10, 2009

PIPER AIRCRAFT, INC.
PA-34-220T
AIRPLANE PARTS CATALOG

Figure and Index Number	Part Number	Nomenclature	No. Req.	Serial Numbers Affected
40-				
105	471-084	** KNOB - Control Arm - (533 - Black)	1	
-105A	411-538	** SCREW (MS35207-269) - Knob Attachment	1	
-105B	690-659	** WASHER (MS35333-107) - Knob Attachment	1	
-105C	82695-089	** BUSHING - Knob Attachment	1	
110	67533-000	** SPRING - Cable	1	3449001 and up
115	76356-002	** PLATE - Cable Support	1	
120	454-887	** CLAMP	4	
120A	411-533	** SCREW - (MS35207-264)	2	
120B	411-532	** SCREW - (MS35207-263)	2	
120C	690-609	** WASHER - (NAS1149F0332P)	2	
-120D	690-612	** WASHER - (NAS1149F0363P)	4	
-120E	406-443	** NUT - (NAS679A3W)	4	
125	79540-002	** FRAME ASSY - Seat Bottom - Left (vertically adjustable)	1	
-125A	79540-003	** FRAME ASSY - Seat Bottom - Right (vertically adjustable)	1	
130	76172-003	*** TUBE - Bellcrank	1	
135	76347-001	*** BELLCRANK ASSY - Forward - Left	1	
-135A	76347-000	*** BELLCRANK ASSY - Forward - Right	1	
140	79792-002	*** BELLCRANK ASSY - Aft - Left	1	
-140A	79792-003	*** BELLCRANK ASSY - Aft - Right	1	
145	76342-000	*** LINK ASSY - Seat	1	
150	76343-000	*** TUBE ASSY - Forward	1	
155	76351-002	*** LOCATOR - Seat	2	
160	76351-003	*** LOCATOR - Seat	2	
165	78361-000	*** TUBE ASSY - Aft	1	
170	79229-000	*** BEARING SHAFT - Seat Release - Right	1	
175	79230-002	*** TUBE - Seat Reclining	1	
180	587-299	*** SPRING - Seat Plunger (LC-038F-6SS)	2	
185	76176-000	*** COVER - Reclining Seat	1	
190	95061-161	*** BUSHING - Seat Roller	4	
195	95061-106	*** SPACER - Seat Roller	4	
200	19336-000	*** SPRING - Seat Back Adjustment - Inboard	1	
205	19336-001	*** SPRING - Seat Back Adjustment - Outboard	1	
210	87332-002	*** ROLLER - Seat	2	
215	19365-002	*** CAM - Reclining Seat	2	
220	480-732	*** PIN - Roll (59-040-187-0937)	2	
225	480-701	*** PIN - Roll (59-028-125-0625)	3	
230	79207-000	*** HANDLE - Seat Release	1	
235	79442-000	*** HANDLE - Seat Recliner	1	
240	76187-000	*** ARM ASSY - Seat Release	1	
245	76178-000	*** ARM ASSY - Seat Latch	2	
250	62833-078	*** WASHER	8	
255	452-386	*** BEARING - (NAS506-4/MS24462-4)	2	
260	76175-000	*** PIN	2	
265	480-426	*** PIN - (MS171526) (0.50 in. (12.7mm) long)	3	
270	480-789	*** PIN - (MS171594)	4	
275	424-174	*** PIN - (MS20392-2C11)	4	
-275A	690-612	*** WASHER - (NAS1149F0363P)	4	
-275B	424-051	*** COTTER PIN - (MS24665-132)	4	
280	424-205	*** PIN - (MS20392-3C17)	2	
-280A	690-611	*** WASHER - (NAS1149F0463P)	2	
-280B	424-051	*** COTTER PIN - (MS24665-132)	2	
285	401-318	*** BOLT - (AN4-20A)	2	
-285A	62833-078	*** WASHER	4	
-285B	477-708	*** NUT - (26C-048)	2	

- ITEM NOT ILLUSTRATED

When ordering, always specify Part Number, Description, and Serial Number of Aircraft

PIPER AIRCRAFT, INC.
PA-34-220T
AIRPLANE PARTS CATALOG

Figure and Index Number	Part Number	Nomenclature	No. Req.	Serial Numbers Affected
40-				
290	79235-000	*** BUSHING - Seat Back Release - Right	1	
295	680-789	*** PIN - (MS171597)	5	
300	424-060	*** COTTER PIN - (MS24665-285)	2	
305	424-139	*** PIN - (MS20392-1C13)	2	
-305A	690-611	*** WASHER - (NAS1149F0463P)	2	
-305B	424-051	*** COTTER PIN - (MS24665-132)	2	
310	400-002	*** BOLT - (AN4-5A)	2	
-310A	494-040	*** WASHER	6	
-310B	404-530	*** NUT - (MS21042-4)	2	
315	401-318	*** BOLT - (AN4-20A)	2	
-315A	62833-078	*** WASHER	4	
-315B	404-530	*** NUT - (MS21042-4)	2	
320	89028-002	* HEADREST ASSY	1	3449001 and up
-320A	89028-003	** FILLER ASSY - Headrest	1	
-320B	89028-004	** COVER	1	
-320C	455-774	** CUSHION - (104906-002)	1	
325	400-916	* BOLT (AN24-26A) Back to Bottom Attach - Left Seat	2	
-325A	400-917	* BOLT (AN24-27A) Back to Bottom Attach - Right Seat	2	
-325B	690-611	* WASHER - (NAS1149F0463P)	4	
-325C	477-708	* NUT - (26C-048)	2	
330	02585-004	LUMBAR ASSY - Left Seat (optional)	1	
-330A	02585-005	LUMBAR ASSY - Right Seat (optional)	1	
-330B	02585-006	* PAD	1	
330C	686-207	* BLADDER	1	
335	592-683	* VALVE - (ILSPBV)	1	
-335A	454-935	* CLAMP	1	
335B	686-208	* PUMP BULB - (ILSHPB & ILSVCV)	1	
340	564-862	BELT ASSY - Lap - Buckle End - Gray (SEE NOTE 2)	2	3447001 thru 3447029; 3449001 thru 3449164
-340A	564-878	BELT ASSY - Lap - Buckle End - Black	2	3447001 thru 3447029; 3449001 thru 3449164
345	400-441	BOLT - (AN3-7A)	2	
-345A	690-612	WASHER - (NAS1149F0363P)	2	
-345B	63900-145	BUSHING - Seat Belt Attachment	2	
-345C	101178-004	SPACER	4	3449165 and up
-345D	404-526	NUT - (MS21042-3)	2	
350	564-867	BELT ASSY - Lap - Adjustable End - Gray (SEE NOTE 2)	2	3447001 thru 3447029; 3449001 thru 3449164
-350A	564-876	BELT ASSY - Lap - Adjustable End - Black	2	3447001 thru 3447029; 3449001 thru 3449164
355	63900-145	BUSHING - Seat Belt Attachment	2	
-355A	400-441	BOLT - (AN3-7A)	2	
360	690-100	BELT ASSY - Shoulder - Forward (with inertia reel), Gray	2	3447001 thru 3447029; 3449001 thru 3449164
-360A	452-692	BELT ASSY - Shoulder - Forward (with inertia reel), Black	2	3447001 thru 3447029; 3449001 thru 3449164
-360B	564-886	BELT ASSY - Lap and Shoulder - Complete (3 pc) - Pilot (5-01-260701)	1	3449165 and up
-360C	564-887	BELT ASSY - Lap and Shoulder - Complete (3 pc) - Co-pilot (5-01-265701)	1	3449165 and up

NOTES:

1. HEADREST IS AVAILABLE AS AN OPTION ON SERIAL NUMBERS 3447001 THRU 3447029.
2. REFER TO PIPER SERVICE BULLETIN #990, LATEST REVISION.

- ITEM NOT ILLUSTRATED

When ordering, always specify Part Number, Description, and Serial Number of Aircraft

Revised: March 10, 2009

**PIPER AIRCRAFT, INC.
PA-34-220T
AIRPLANE PARTS CATALOG**

THIS PAGE INTENTIONALLY LEFT BLANK

**PIPER AIRCRAFT, INC.
PA-34-220T
AIRPLANE PARTS CATALOG**

THIS PAGE INTENTIONALLY LEFT BLANK

PIPER AIRCRAFT, INC.
PA-34-220T
AIRPLANE PARTS CATALOG

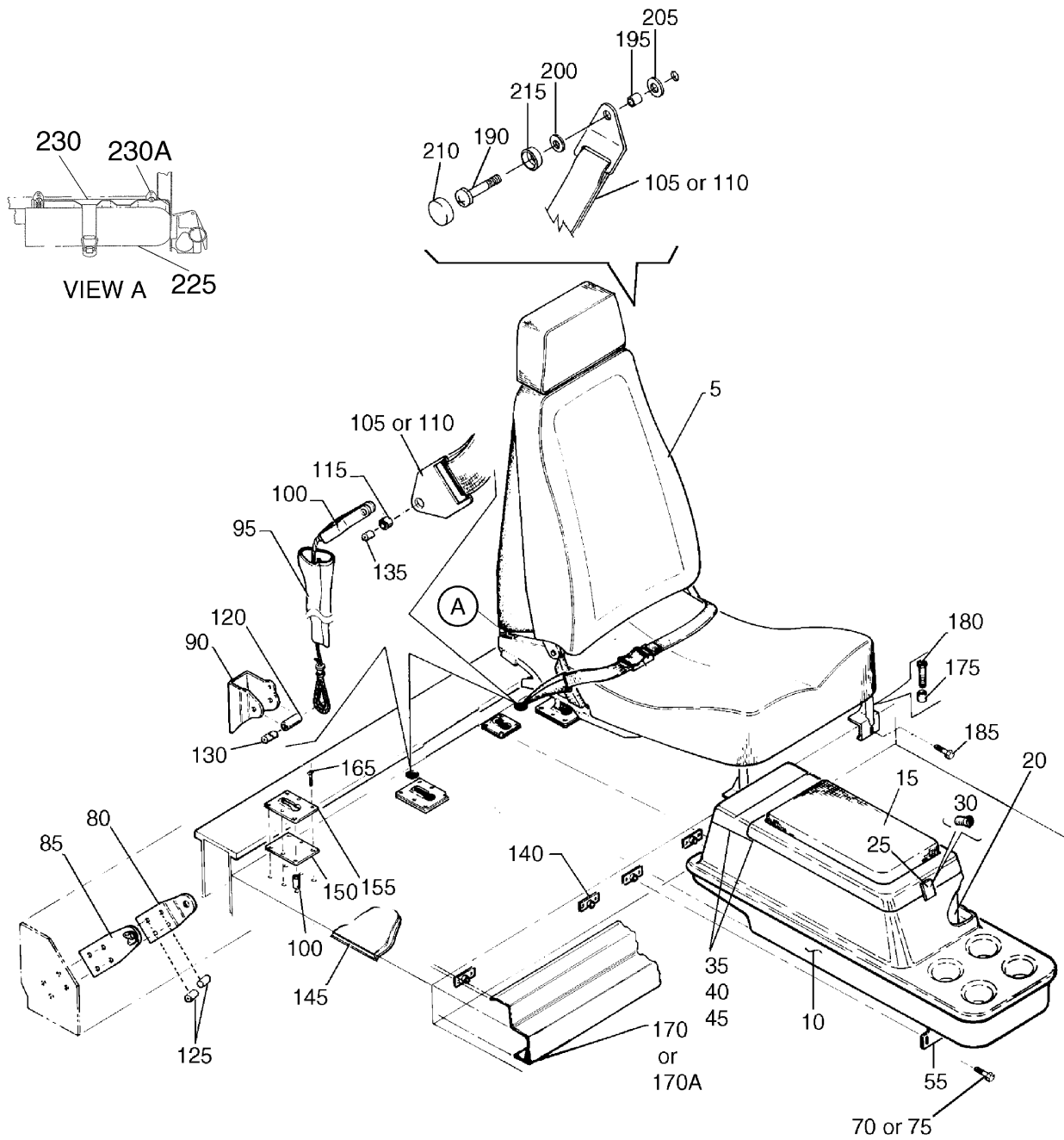


Figure 41. Club Seating Installation (5 and 6 Seat Interior)

PIPER AIRCRAFT, INC.
PA-34-220T
AIRPLANE PARTS CATALOG

Figure and Index Number	Part Number	Nomenclature	No. Req.	Serial Numbers Affected
41	37825 (BD) 37829 100849 (N) 100801 (D)	DRAWING - Club Seats Installation DRAWING - Floor Assembly DRAWING - Club Seat and Console Installation DRAWING - Fire Extinguisher Installation - optional (6 seat)		
5	89036-002	SEAT ASSY - Center - Aft Facing (SEE NOTE 2) (SEE FIG. 42 FOR BKDN)	2	
-5A	89036-002	SEAT ASSY - Center - Aft Facing (SEE NOTE 3) (SEE FIG. 42 FOR BKDN)	1	3449001 and up
10	104215-XXX	CONSOLE ASSY (SEE NOTES 1 AND 2)	1	
15	104215-XXX	* ARM PAD ASSY - Console (SEE NOTES 1 AND 2)	1	
20	602-022	* ICE COOLER - Console	1	
25	601-703	* LATCH ASSY - Console (07-10-201-12)	1	
30	519-900	* SCREW - (MS51862-4C)	2	
35	104215-054	* HINGE HALF - Console	4	
40	104215-055	* PIN - Hinge	2	
45	520-039	* SCREW - (MS51862-3C)	18	
-50	104232-002	* PLACARD - Paper Products Only	REF	
55	79773-000	* BRACKET - Console Mounting	1	
-55A	79774-000	* PLATE - Console Mounting	1	
-60	79751-000	* FOOT ASSY - Console Mounting	2	
-60A	79752-000	* PLATE ASSY - Console Mounting	2	
70	400-009	* BOLT (AN4-14A) - Console Mounting (SEE NOTE 2)	2	
-70A	690-613	* WASHER - (NAS1149F0432P)	2	
75	401-315	BOLT (AN4-15A) - Console and Seat Mounting (SEE NOTE 3)	6	
-75A	690-613	WASHER - (NAS1149F0432P)	6	
80	87297-003	LINK - Seat Belt Attachment	2	
85	87297-002	LINK ASSY - Seat Belt Attachment	2	
90	37839-002	FITTING - Seat Belt Attachment	2	
95	68022-014	BOOT - Seat Belt Attachment (SEE NOTE 2)	2	
-95A	68022-014	BOOT - Seat Belt Attachment (SEE NOTE 3)	1	3449001 and up
100	96908-000	CABLE ASSY - Seat Belt (SEE NOTE 2)	2	
-100A	96908-000	CABLE ASSY - Seat Belt (SEE NOTE 3)	1	3449001 and up
105	551-424	BELT ASSY - Shoulder - Club Seats - Black (SEE NOTE 2)	2	3447029 thru 3447029; 3449001 thru 3449164
-105A	564-876	BELT ASSY - Lap - Adjustable End - Club Seats - Black (SEE NOTE 2)	2	3447001 thru 3447029; 3449001 thru 3449164
-105B	564-879	BELT ASSY - Lap - Tip End - Club Seats - Black (SEE NOTE 2)	2	3447001 thru 3447029; 3449001 thru 3449164
-105C	551-424	BELT ASSY - Shoulder - Club Seat - Black (SEE NOTES 3 AND 5)	1	3449001 thru 3449164
-105D	564-876	BELT ASSY - Lap - Adjustable End - Club Seat - Black (SEE NOTES 3 AND 5)	1	3449001 thru 3449164
-105E	564-879	BELT ASSY - Lap - Tip End - Club Seat - Black (SEE NOTES 3 AND 5)	1	3449001 thru 3449164

- ITEM NOT ILLUSTRATED

When ordering, always specify Part Number, Description, and Serial Number of Aircraft

Revised: March 10, 2009

PIPER AIRCRAFT, INC.
PA-34-220T
AIRPLANE PARTS CATALOG

Figure and Index Number	Part Number	Nomenclature	No. Req.	Serial Numbers Affected
41-				
110	564-889	BELT ASSY - Lap & Shoulder - Comp. (3 pc) - LH, aft facing (5-01-595701) (SEE NOTES 2 AND 4)	1	3449165 and up
-110A	564-888	BELT ASSY - Lap & Shoulder - Comp. (3 pc) - RH, aft facing (5-01-590701) (SEE NOTE 2)	1	3449165 and up
115	63900-149	SPACER (SEE NOTE 2)	2	
-115A	63900-149	SPACER (SEE NOTE3)	1	3449001 and up
120	95061-157	SPACER (SEE NOTE 2)	2	
-120A	95061-157	SPACER (SEE NOTE 3)	1	3449001 and up
125	63900-146	SPACER	2	
-125A	401-310	BOLT - (AN4-10A)	2	
-125B	690-611	WASHER - (NAS1149F0463P)	2	
130	101178-005	SPACER (SEE NOTE 2)	4	3449001 and up
-130A	101178-005	SPACER (SEE NOTE 4)	2	3449165 and up
135	101178-006	SPACER (SEE NOTE 2)	4	3449001 and up
-135A	101178-006	SPACER (SEE NOTE 4)	2	3449165 and up
140	37850-002	PLATE ASSY - Seats	6	
145	37829-007	FLOOR ASSY - (with console)	1	
-145A	37829-010	FLOOR ASSY - (without console)	1	
150	99140-000	* PLATE - Seat Attachment	6	
155	99141-003	* PLATE - Seat Attachment	6	
160	95061-009	* SPACER - Seat Attachment	36	
165	415-540	* SCREW - (MS35206-250)	36	
-165A	690-616	* WASHER - (NAS1149FN832P)	36	
-165B	404-529	* NUT - (MS21042-08)	36	
170	68613-002	STRIP - Trim (with console) (SEE NOTE 2)	1	
170A	85210-256	ANGLE ASSY (SEE NOTE 3)	1	3449001 and up
-170B	85210-255	ANGLE ASSY (SEE NOTE 3)	1	3449001 and up
-170C	68613-003	STRIP - Trim (without console)	1	
175	95061-008	SPACER	13	
180	414-772	SCREW - (MS24693-S55)	13	
-180A	494-101	WASHER	13	
185	400-009	BOLT (AN4-14A) - Seat Mounting	4	
-185A	690-613	WASHER - (NAS1149F0432P)	4	
190	415-372	SCREW (MS27039-4-15) - Shoulder Belt Mount - Left	1	
-190A	415-370	SCREW (MS27039-4-13) - Shoulder Belt Mount - Right	1	
195	63900-146	SPACER - Shoulder Belt Mount - Left	1	
-195A	63900-007	SPACER - Shoulder Belt Mount - Right	1	
200	690-613	WASHER - (NAS1149F0432P)	2	
205	690-629	WASHER - (NAS1149F0663P)	2	
210	655-100	COVER - Screw Head (APP0SC25001M)	2	
215	452-104	BASE - Screw Cover (APP0SB250P)	2	

- ITEM NOT ILLUSTRATED

When ordering, always specify Part Number, Description, and Serial Number of Aircraft

**PIPER AIRCRAFT, INC.
PA-34-220T
AIRPLANE PARTS CATALOG**

Figure and Index Number	Part Number	Nomenclature	No. Req.	Serial Numbers Affected
41-				
-220	602-005	CONSOLE ASSY - (20930-3) (SEE NOTE 3) (SEE FIG 43A FOR BKDN)	1	3449001 and up
225	100632-002	FIRE EXTINGUISHER AND BRACKET	1	
-225A	411-530	SCREW - (MS35207-261)	2	
-225B	690-612	WASHER - (NAS1149F0363P)	2	
230	100801-005	SUPPORT ASSY (against seat frame - INBD side of the RH passenger seat)	1	
230A	554-552	CLAMP	2	

NOTES:

1. SPECIFY COLOR OR PART NUMBER SUFFIX , IF KNOWN, WHEN ORDERING.
2. USED ON 6 SEAT INTERIOR.
3. USED ON 5 SEAT INTERIOR.
4. USED ON SERIAL NUMBERS 3449165 AND UP WITH 5 SEAT INTERIOR.
5. USED ON SERIAL NUMBERS 3449001 THRU 3449164 WITH 5 SEAT INTERIOR.

- ITEM NOT ILLUSTRATED

When ordering, always specify Part Number, Description, and Serial Number of Aircraft

PIPER AIRCRAFT, INC.
PA-34-220T
AIRPLANE PARTS CATALOG

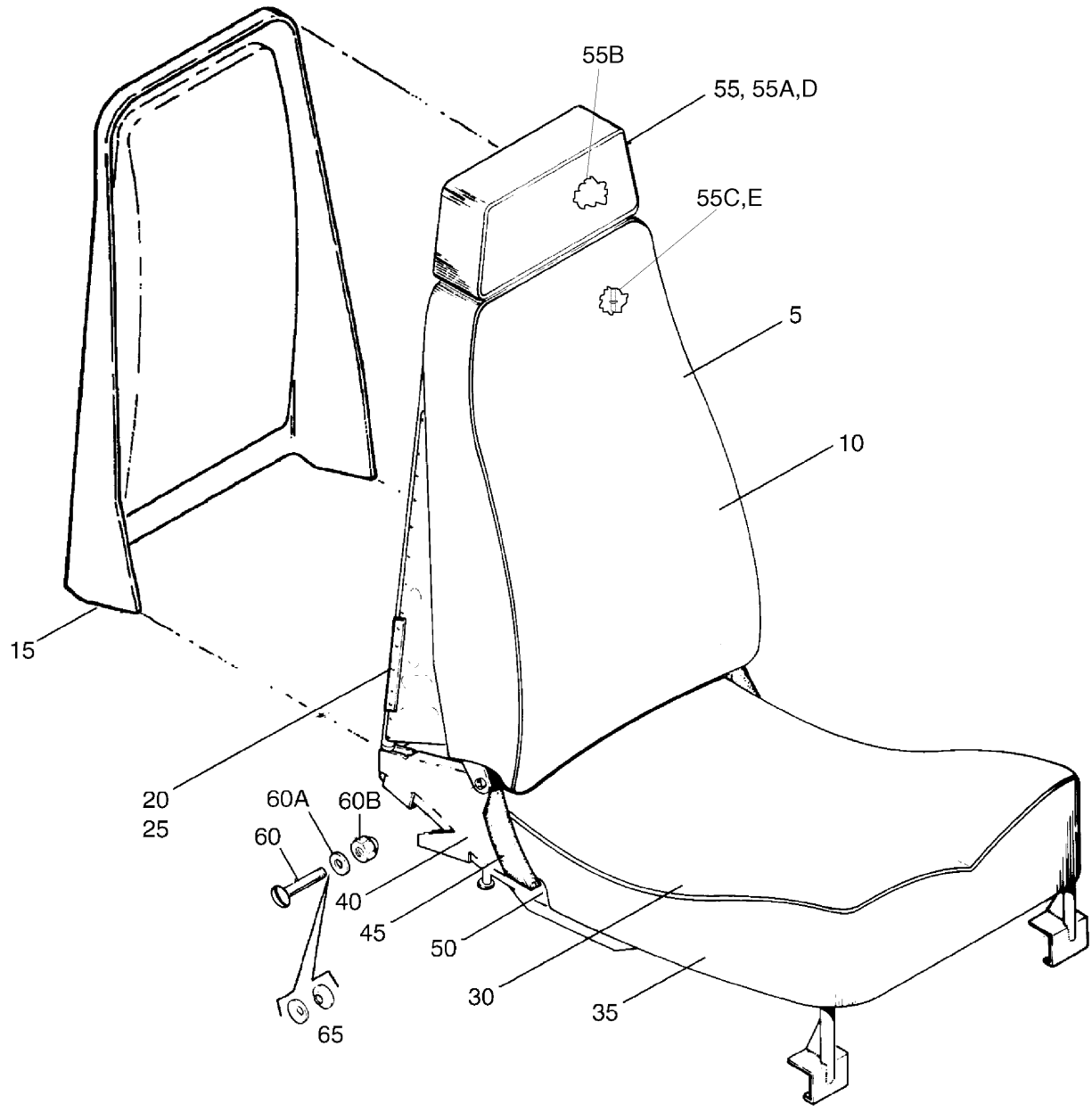


Figure 42. Center Seats Installation

PIPER AIRCRAFT, INC.
PA-34-220T
AIRPLANE PARTS CATALOG

Figure and Index Number	Part Number	Nomenclature	No. Req.	Serial Numbers Affected
42	37825	DRAWING - Club Seat Installation		
-1	89036-002	SEAT ASSY - Center - Aft Facing (SEE FIG. 41 FOR NHA)	REF	
5	89036-003	* BACK ASSY - Seat	1	
10	89036-005	** COVER - Seat back	1	
15	78023-000	** BACKING - Seat Back	1	
20	37796-002	** FRAME ASSY - Seat Back	1	
25	455-743	** CUSHION - Backrest - (MF-9900-07)	1	
25	455-773	** CUSHION - Backrest (104905-002)	1	
30	89036-004	* BOTTOM ASSY - Seat	1	
35	89036-006	** COVER - Seat Bottom	1	
40	37797-002	** FRAME ASSY - Seat Bottom	1	
45	37824-002	** TRIM COVER - Seat Bottom - Side	2	
50	455-741	** CUSHION - Seat Bottom	1	
50	104903-002	** CUSHION - Seat Bottom	1	
55	89028-002	* HEADREST	1	
55A	89028-003	** FILLER ASSY - Headrest	1	
55B	104906-002	** * CUSHION	1	
55B	455-751	** * CUSHION	1	
55C	99254-002	** * TUBE	1	
55D	89028-004	** COVER	1	
55E	603-320	* NUT - (contain headrest) - (PV37501-SOH)	2	
60	400-916	* SCREW - (AN24-26A)	2	
60A	690-611	* WASHER - (NAS1149F0463P)	4	
60B	477-708	* NUT - (26C-048)	2	
65	408-834	* WASHER - (AM251215)	4	

- ITEM NOT ILLUSTRATED

When ordering, always specify Part Number, Description, and Serial Number of Aircraft

Revised: March 10, 2009

PIPER AIRCRAFT, INC.
PA-34-220T
AIRPLANE PARTS CATALOG

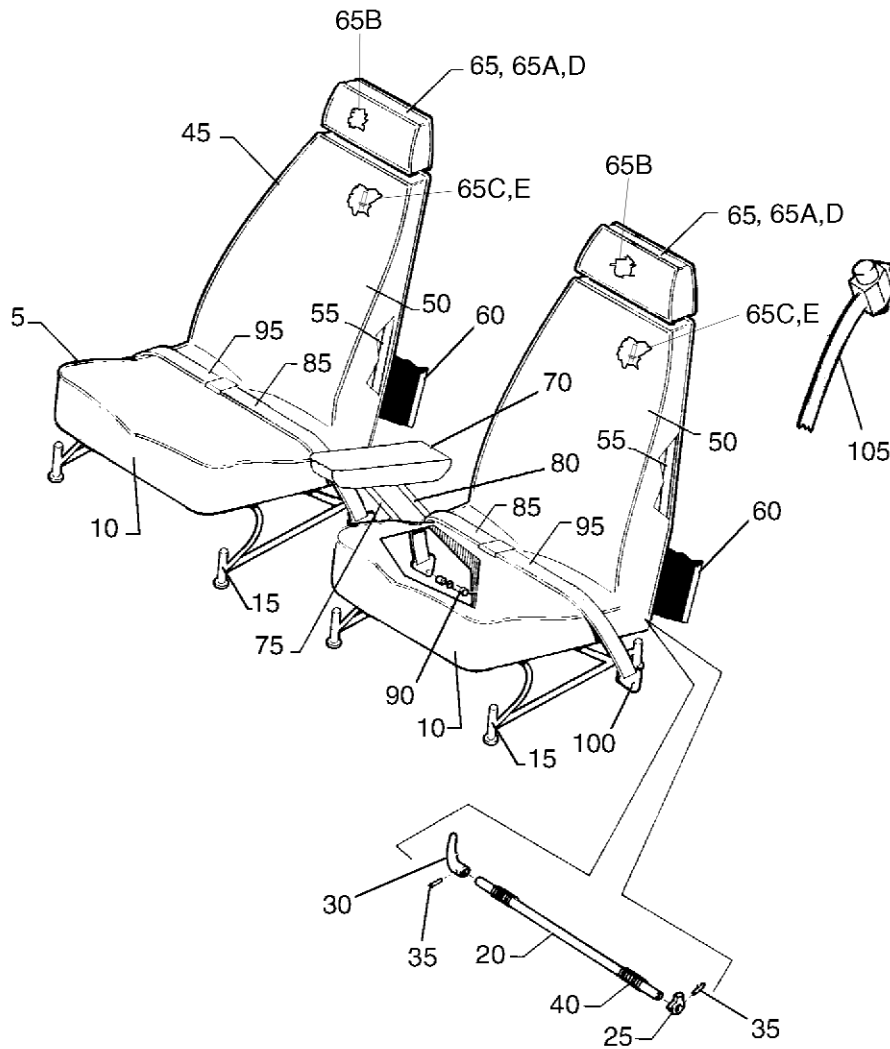


Figure 43. Rear Seats Installation

PIPER AIRCRAFT, INC.
PA-34-220T
AIRPLANE PARTS CATALOG

Figure and Index Number	Part Number	Nomenclature	No. Req.	Serial Numbers Affected
43	78087 78354	DRAWING - Seat Installation DRAWING - Shoulder Harness Installation		
-1	89046-002	SEAT ASSY - Aft - Left	1	
-1A	89046-004	SEAT ASSY - Aft - Right	1	
5	89046-005	* BOTTOM ASSY - Aft Seat - Left	1	
-5A	89046-007	* BOTTOM ASSY - Aft Seat - Right	1	
-5B	455-742	** CUSHION - (MF-9900-05)	1	
-5B	455-772	** CUSHION - (104904-002)	1	
10	89046-008	** COVER - Aft Seat - Bottom - Left and Right	1	
15	79633-002	** FRAME ASSY - Aft Seat - Bottom - Left	1	
-15A	79633-015	** FRAME ASSY - Aft Seat - Bottom - Right	1	
20	19392-015	*** TUBE - Reclining Mechanism	1	
25	19365-002	*** CAM - Reclining Seat	2	
30	79442-000	*** HANDLE - Seat Recliner	1	
35	480-701	*** PIN - Roll (59-028-125-0625)	3	
40	19336-000	*** SPRING - Seat Back Adjustment - Inboard	1	
-40A	19336-001	*** SPRING - Seat Back Adjustment - Outboard	1	
45	89023-010	* BACK ASSY - Aft Seat - Left and Right	1	
50	89023-013	** COVER ASSY - Seat Back	1	
55	79555-000	** FRAME ASSY - Seat Back	1	
60	79023-002	** BACKING - Seat Back	1	
65	89028-002	* HEADREST ASSY	1	
65A	89028-003	** FILLER ASSY - Headrest	1	
65B	104906-002	*** CUSHION	1	
65B	455-751	*** CUSHION	1	
65C	99254-002	*** TUBE	1	
65D	89028-004	** COVER	1	
65E	603-320	* NUT - (contain headrest) - (PV37501-SOH)	2	
70	79749-002	* ARMREST ASSY - Aft Seat - Right (Optional)	1	
75	79749-007	** STRUT ASSY - Armrest - Fwd - Black	1	
80	79749-008	** STRUT ASSY - Armrest - Aft - Black	1	
85	564-862	BELT ASSY - Lap - Buckle End - Gray (SEE NOTE 1)	2	3447001 thru 3447029; 3449001 thru 3449164
-85A	564-878	BELT ASSY - Lap - Buckle End - Black	2	3447001 thru 3447029; 3449001 thru 3449164
90	63900-147	BUSHING - Seat Belt Attachment	2	
-90A	400-440	BOLT - (AN3-6A)	2	
-90B	690-612	WASHER - (NAS1149F0363P)	2	
95	564-867	BELT ASSY - Lap - Adjustable End - Gray	2	3447001 thru 3447029; 3449001 thru 3449164
-95A	564-876	BELT ASSY - Lap - Adjustable End - Black	2	3447001 thru 3447029; 3449001 thru 3449164
100	63900-145	BUSHING - Seat Belt Attachment	2	
-100A	400-441	BOLT - (AN3-7A)	2	
-100B	690-612	WASHER - (NAS1149F0363P)	2	
105	452-679	BELT ASSY - Shoulder - Black	2	3447001 thru 3447029; 3449001 thru 3449164
-105A	690-100	BELT ASSY - Shoulder - Gray	2	3447001 thru 3447029; 3449001 thru 3449164
-105B	564-892	BELT ASSY - Lap & Shoulder - Comp. (3 pc) - LH, fwd facing (5-01-280701)	1	3449165 and up
-105C	564-893	BELT ASSY - Lap & Shoulder - Comp. (3 pc) - RH, fwd facing (5-01-285701)	1	3449165 and up

NOTES:

1. REFER TO PIPER SERVICE BULLETIN #990, LATEST REVISION.

- ITEM NOT ILLUSTRATED

When ordering, always specify Part Number, Description, and Serial Number of Aircraft

Revised: March 10, 2009

PIPER AIRCRAFT, INC.
PA-34-220T
AIRPLANE PARTS CATALOG

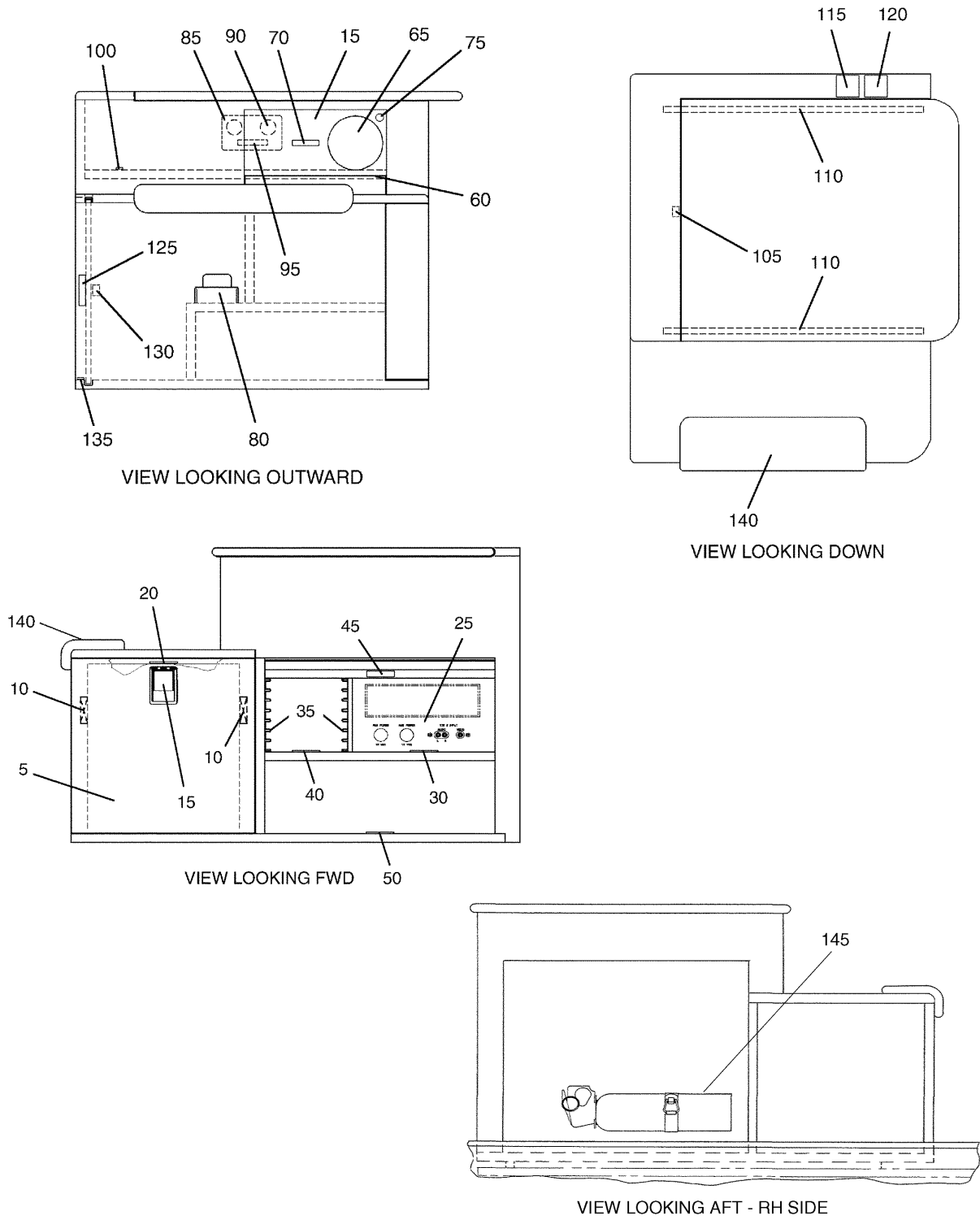


Figure 43A. Entertainment Console (Serial Numbers 3449001 and up.)

PIPER AIRCRAFT, INC.
PA-34-220T
AIRPLANE PARTS CATALOG

Figure and Index Number	Part Number	Nomenclature	No. Req.	Serial Numbers Affected
43A	100849	DRAWING - Club Seat and Console Installation		
	100801 (D)	DRAWING - Fire Extinguisher Installation - optional (5 seat)		
NOTE: ALL ITEMS IN FIGURE 43A ARE USED ON SENECA V ONLY.				
-1	602-005	CONSOLE - Entertainment (220930-3) (SEE FIG. 41 FOR NHA)	1	3449001 and up
5	766-535	* CHEST ASSY - Ice	1	
10	762-133	* TRACK - Draw Glide (12181-12)	2	
15	761-326	* LATCH ASSY - Ice Chest (A23083-9-4)	1	
-15A	766-904	** SCREW - (NAS514P1032-5)	2	
-15B	758-712	** BACKPLATE - Latch (80993-33)	1	
-15C	766-902	** SCREW - (NAS514P832-5)	4	
-15D	765-412	** WIRE - Striker (12325-17)	1	
-15E	762-694	** RETAINER - Striker (12325-23)	1	
-15F	766-907	** SPACER - Striker (12325-25-25)	1	
-15G	766-903	** SCREW - (NAS514P832-10)	2	
20	100906-006	* PLACARD - Maximum Weight 10 Lbs.	1	
25	100997-002	* PANEL ASSY - CD Player	1	
-25A	100974-003	* CABLE ASSY - Audio/Video	1	
-25B	85181-010	** PLATE - Connector	1	
-25C	690-801	** PLUG - Audio/Video	3	
-25D	100974-008	* CABLE ASSY - Auxiliary Power Receptacle	2	
-25E	691-900	** RECEPTACLE - Auxiliary Power (216510)	2	
-25F	654-542	** CAP - Auxiliary Power Receptacle (216988)	2	
-25G	584-315	** TERMINAL - (187-32C200)	4	
-25H	488-401	** TERMINAL	4	
30	100906-004	* PLACARD - Maximum Weight 4 Lbs.	1	
35	754-690	* DIVIDER - CD (10848-3)	2	
40	100906-002	* PLACARD - Maximum Weight 2.5 Lbs.	1	
45	755-378	* HANDLE - Hardwood	1	
-45A	766-797	* SCREW - Handle (S-1012-4-5)	2	
-45B	690-621	* WASHER - (NAS1149FN416P)	2	
50	100906-008	* PLACARD - Maximum Weight 8 Lbs.	1	
55	755-377	* HOLDER - Cup (81375-25)	1	
60	755-376	* HINGE - Cup Holder (81322-55-831-3M)	1	
-60A	766-799	* SCREW - Hinge - Upper (NAS514P632-5)	2	
-60B	766-901	* SCREW - Hinge - Lower (NAS514P632-14)	3	
65	754-691	* DISPENSER ASSY - Cup (81277C1495)	1	
70	100906-003	* PLACARD - Maximum Weight 2 Lbs.	1	
75	761-327	* LATCH - Magnetic Touch (81372-41)	1	
-75A	766-902	* SCREW - (NAS514P632-5)	1	
-75B	766-908	* STRIKER - Cup Holder	1	
-75C	766-796	* SCREW - Striker (S-1011-4-4)	1	
80	100974-809	* CABLE ASSEMBLY - Power Converter	1	
-80A	100994-002	** BRACKET ASSY	1	
-80B	599-402	** CONVERTER - DC/DC (LT-71)	1	
-80C	584-315	** RELAY - Power Control (187-32C200)	1	
-80D	588-464	** STRIP - Terminal (MS27212-1-4)	1	
-80E	35207-002	** STRIP - Bus	2	
-80F	556-043	** CONNECTOR - (350777-1)	1	
-80G	480-817	** TERMINAL - Pin	2	

- ITEM NOT ILLUSTRATED

When ordering, always specify Part Number, Description, and Serial Number of Aircraft

Revised: March 10, 2009

PIPER AIRCRAFT, INC.
PA-34-220T
AIRPLANE PARTS CATALOG

Figure and Index Number	Part Number	Nomenclature	No. Req.	Serial Numbers Affected
43A-				
80H	556-050	** CONNECTOR (350865-1)	1	
-80J	480-817	** TERMINAL - Pin	1	
85	100919-002	* SPACER - Auxiliary Power	1	
90	100974-010	* CABLE ASSY - Auxiliary Power	2	
95	691-900	** RECEPTACLE - Auxiliary Power (216510)	2	
-95A	654-542	** CAP - Auxiliary Power Receptacle (216988)	2	
-95B	584-315	** TERMINAL - (187-32C200)	4	
-95C	488-401	** TERMINAL	4	
-95D	100700-030	* PLACARD - Aux Power - 12VDC	1	
100	100906-007	* PLACARD - Maximum Weight 7 Lbs.	1	
105	758-713	* BALL CATCH - Computer Compartment	1	
-105A	404-490	* NUT - (MS21044N04)	1	
-105B	766-800	* SCREW - (NAS514P632-6)	2	
-105C	758-714	* BRACKET - Computer Compartment (80763-1)	1	
-105D	766-905	* SCREW - (NAS602-5)	2	
110	762-134	* TRACK - Computer Compartment (81372-11)	2	
-110A	766-800	* SCREW - (NAS514P632-6)	8	
115	100700-031	* PLACARD - Maximum Weight Allowable (656-284)	1	
120	100700-028	* PLACARD - Monitor All Loose Items.....	1	
125	755-378	* HANDLE - Hardwood	1	
-125A	766-798	* SCREW - Handle (S-1012-6-5)	2	
130	758-713	* BALL CATCH	1	
-130A	766-906	* SCREW - (NAS514P632-4)	4	
135	100906-005	* PLACARD - Maximum Weight 12 Lbs.	1	
140	85210-259	* ARMREST ASSY - Entertainment Console	1	
145	100632-002	FIRE EXTINGUISHER AND BRACKET	1	
-145A	415-318	SCREW - (MS27039-1-08)	4	
-145B	690-612	WASHER - (NAS1149F0363P)	4	

- ITEM NOT ILLUSTRATED

When ordering, always specify Part Number, Description, and Serial Number of Aircraft

Revised: March 10, 2009

**PIPER AIRCRAFT, INC.
PA-34-220T
AIRPLANE PARTS CATALOG**

**SECTION VI
INSTRUMENTS GROUP**

Reissued: December 10, 2006

PIPER AIRCRAFT, INC.
PA-34-220T
AIRPLANE PARTS CATALOG

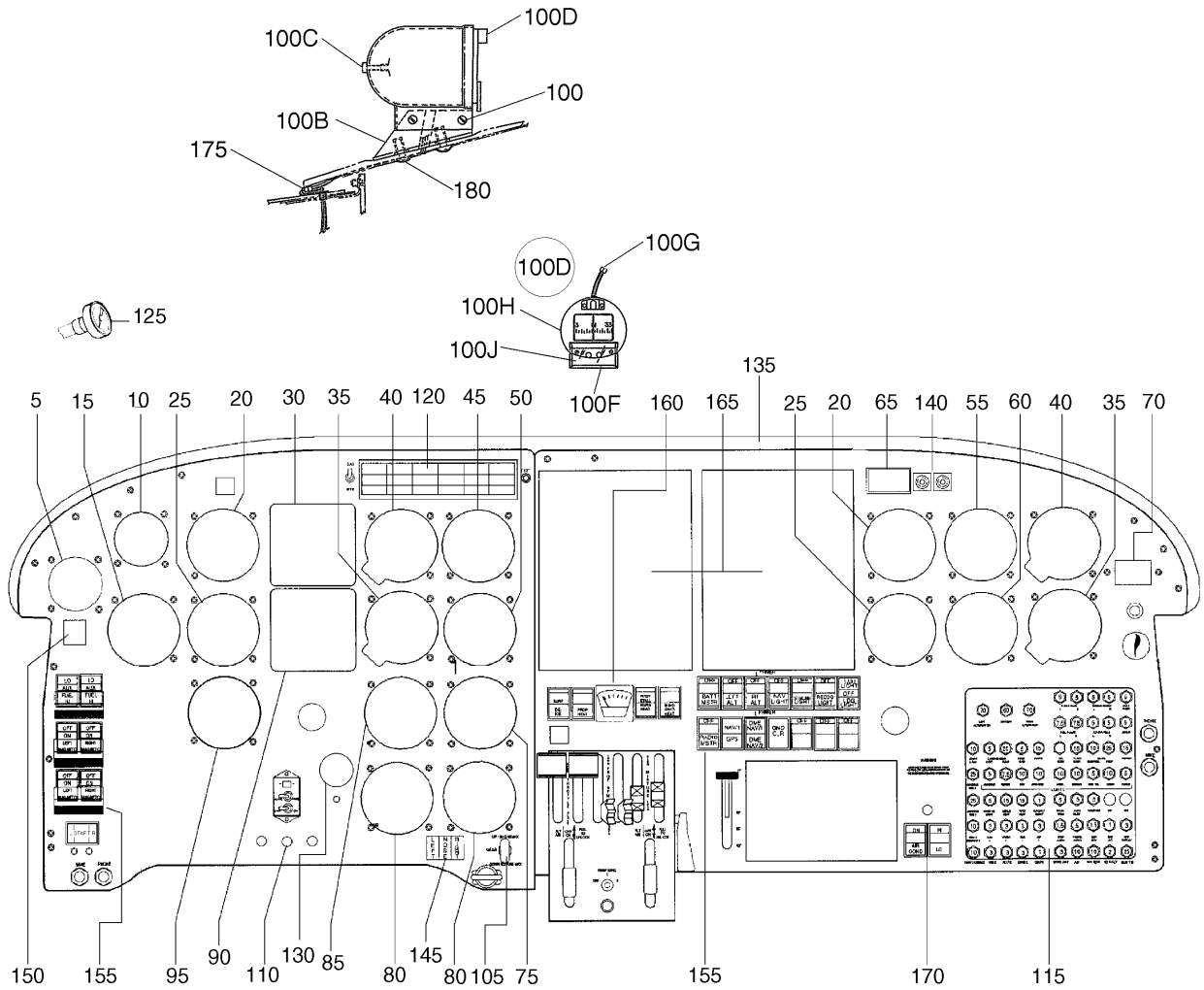


Figure 44. Instrument Panel Installation (Serial numbers 3447001 thru 3447029)

PIPER AIRCRAFT, INC.
PA-34-220T
AIRPLANE PARTS CATALOG

Figure and Index Number	Part Number	Nomenclature	No. Req.	Serial Numbers Affected
44	85353	DRAWING - Engine Instruments Installation		
	85356	DRAWING - Flight Instruments Installation		
	06305 (BF)	DRAWING - Optional Equipment Installation - Avionics		
	87240	DRAWING - Outside Air Temperature Indicator Installation		
	85200 (CQ)	DRAWING - Interior Installation		
	89841 (B)	DRAWING - Hour Meter Instrument Installation		
	87217 (J)	DRAWING - Compass Installation		
5	599-537	INSTRUMENT - Vacuum Gauge (99480-003)	1	
-5A	515-709	SCREW	4	
10	548-868	INSTRUMENT - Clock (89495-002)	1	
-10A	514-750	* SCREW	4	
-10B	476-673	* NIPPLE - (MS25171-1S)	1	
15	548-291	INSTRUMENT - KI-206 VOR/LOC Glide Slope	1	
20	548-571	INSTRUMENT - Airspeed Indicator (standard) (SEE NOTE 1)	1	
20	548-572	INSTRUMENT - Airspeed Indicator (true speed) (ALTERNATE) (SEE NOTE 1)	1	
25	548-190	INSTRUMENT - Turn Coordinator (95219-006)	1	
-25A	520-009	SCREW	4	
30	651-610	INSTRUMENT - KI-256 Flight Command (39879-012) (Honeywell)	1	
35	550-556	INSTRUMENT - Rate of Climb (99010-005) (SEE NOTE 1)	1	
-35A	520-009	SCREW	3	
40	548-331	INSTRUMENT - Altimeter - Sensitive	1	
40	548-407	INSTRUMENT - Altimeter - Encoding (ALTERNATE)	1	
-40A	520-009	SCREW	4	
45	548-589	INSTRUMENT - Dual Manifold Pressure (87374-002)	1	
-45A	514-749	SCREW	4	
50	599-525	INSTRUMENT - Dual Tachometer	1	
-50A	514-751	SCREW	4	
55	548-460	INSTRUMENT - Attitude Gyro - Vacuum Driver (SEE NOTE 2)	1	3447001 thru 3447029
-55A	520-009	SCREW	4	
60	548-435	INSTRUMENT - Directional Gyro (SEE NOTE 2)	1	
-60A	520-009	SCREW	3	
65	548-885	INSTRUMENT - Ammeter	1	
70	550-580	INSTRUMENT - Engine Hour Meter (51006-000) (89481-002)	1	
75	548-810	INSTRUMENT - Dual EGT (87231-002)	1	
80	599-545	INSTRUMENT - Engine Gauge (Oil Temp., Oil Press., Cyl Head Temp.)	2	
-80A	514-749	SCREW	4	
85	599-547	INSTRUMENT - Fuel Quantity	1	
-85A	514-749	SCREW	4	
90	470-588	INSTRUMENT - KI-525A Pictorial Navigation (87455-002) (Honeywell)	1	
95	548-559	INSTRUMENT - Dual Fuel Flow (37341-002)	1	
-95A	514-750	SCREW	4	
100	552-571	ATTACHMENT - (36588-007)	2	
-100A	79600-007	HOUSING	1	
100B	87717-003	BASE	1	
100C	486-284	SCREW	1	

- ITEM NOT ILLUSTRATED

When ordering, always specify Part Number, Description, and Serial Number of Aircraft

Revised: June 10, 2008

PIPER AIRCRAFT, INC.
PA-34-220T
AIRPLANE PARTS CATALOG

Figure and Index Number	Part Number	Nomenclature	No. Req.	Serial Numbers Affected
44-				
100D	67462-008	COMPASS ASSY	1	
-100E	554-382	* DEVIATION CARD	REF	
100F	79650-002	* HOLDER - Card	1	
100G	488-554	* TERMINAL	2	
100H	598-599	* COMPASS - (C-2200-L4-1B)	1	
100J	494-679	* WINDOW - (C-23-806)	1	
105	571-233	KNOB - Landing Gear Switch (67439-002)	REF	
110	571-192	KNOB - Light Dimmer	3	
115	89416-004	CIRCUIT BREAKER PANEL ASSY (SEE FIG. 86 FOR BKDN)	1	
120	83356-002	ANNUNCIATOR PANEL (SEE FIG. 85 FOR BKDN)	1	
125	548-735	INSTRUMENT - Outside Air Temperature (ALTERNATE FOR ITEM 125A)	1	
-125A	599-420	INSTRUMENT - Outside Air Temperature (ALTERNATE FOR ITEM 125)	1	
-125B	83932-007	BRACKET ASSY - O.A.T. Gauge	1	
-125C	87240-006	SHIM		
-125D	404-323	NUT (AN316-5R) (USE WITH ITEM 125A)	1	
130	755-101	GAUGE ASSY - Oxygen (SEE FIG. 82 FOR BKDN)	1	
135	87713-026	GLARESHIELD ASSY	1	
140	588-178	SWITCH - Ammeter Select (SEE FIG. 85 FOR BKDN)	2	
145	85315-003	LIGHT ASSY - Landing Gear (SEE FIG. 85 FOR BKDN)	1	
150	766-712	REMOTE SWITCH KIT - Emergency Locator Transmitter (SEE FIG 98 FOR BKDN)	1	
155	NONPROC01	ELECTRICAL AND AVIONICS SWITCHES (SEE NOTE 3) (SEE FIG. 87 FOR BKDN)	REF	
160	NONPROC02	ICE PROTECTION SYSTEM CONTROLS (SEE NOTE 3) (SEE FIG. 88 FOR BKDN)	REF	
165	NONPROC03	AVIONICS INSTALLATIONS (SEE NOTES 3 AND 4)	REF	
170	NONPROC04	AIR CONDITIONING AND FAN SWITCHES (SEE NOTES 3 AND 5)	REF	
175	581-433	PLUG	1	
-175A	453-864	SNAP BUSHING	1	
-175B	484-280	RECEPTACLE	1	
180	486-082	SCREW	2	

NOTES:

1. TWO INSTRUMENTS ARE REQUIRED FOR AIRPLANES WITH DUAL INSTRUMENT PANEL.
2. USED ON AIRPLANES WITH DUAL INSTRUMENT PANEL.
3. ITEM IS NON-PROCURABLE AND ILLUSTRATED FOR REFERENCE ONLY. SEE REFERENCE FIGURE FOR ITEM BREAKDOWN.
4. SEE ELECTRONICS GROUP FOR AVAILABLE AVIONICS COMPONENTS.
5. SEE FIGURE 78 FOR AIRPLANES WITHOUT AIR CONDITIONING OR FIGURE 89 FOR AIRPLANES WITH AIR CONDITIONING.

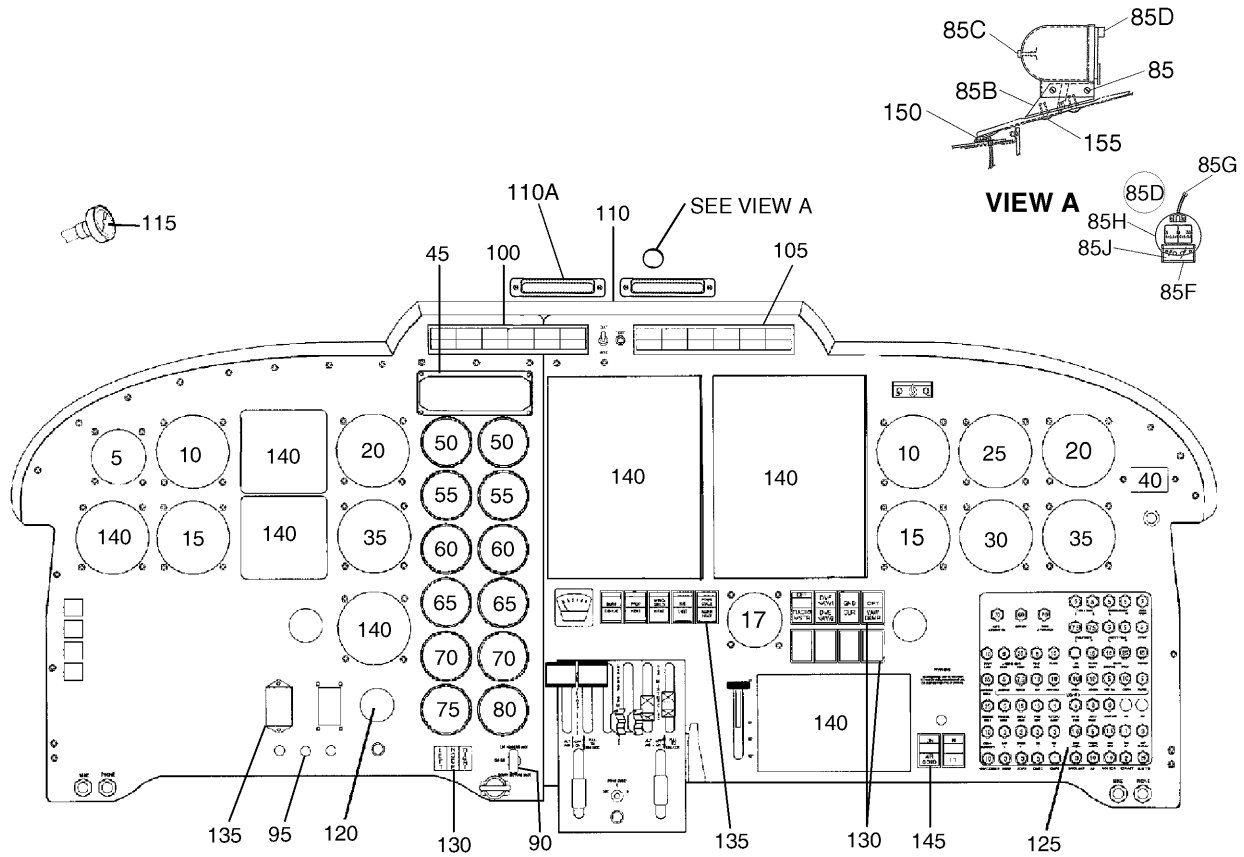
- ITEM NOT ILLUSTRATED

When ordering, always specify Part Number, Description, and Serial Number of Aircraft

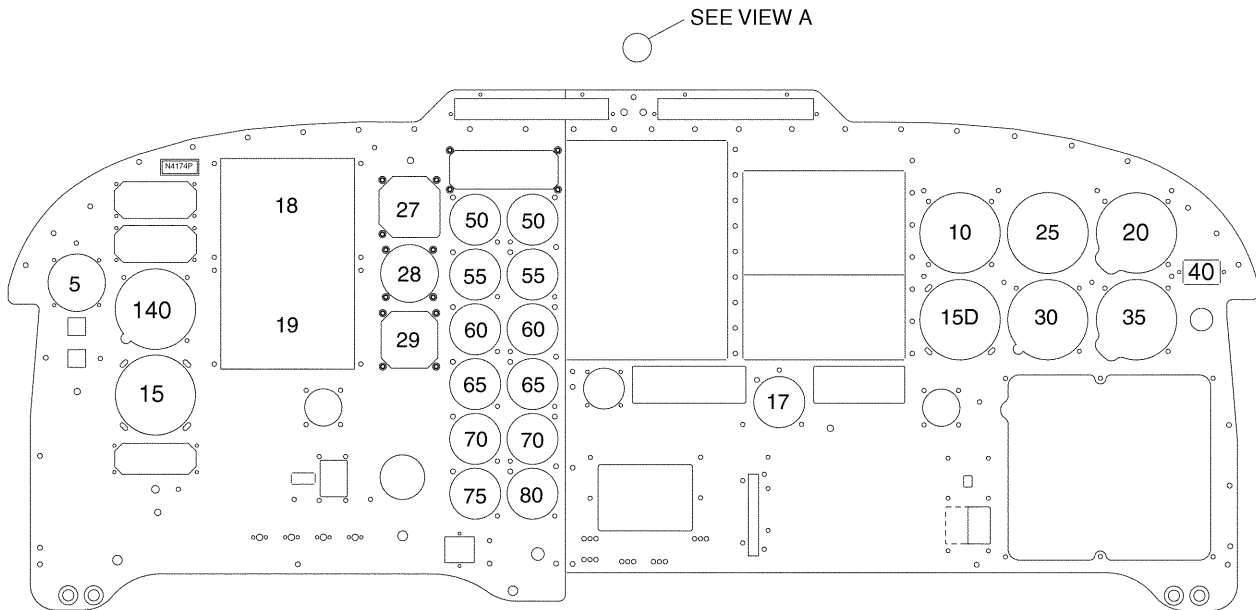
**PIPER AIRCRAFT, INC.
PA-34-220T
AIRPLANE PARTS CATALOG**

THIS PAGE INTENTIONALLY LEFT BLANK

PIPER AIRCRAFT, INC.
PA-34-220T
AIRPLANE PARTS CATALOG



Serial Numbers 3449001 and up (without Entegra)



OPTIONAL PILOT EFIS INSTALLATION W/COPILOTS INSTRUMENTS (Serial Numbers 3449269 and up)
 Figure 44A. Instrument Panel Installation

PIPER AIRCRAFT, INC.
PA-34-220T
AIRPLANE PARTS CATALOG

Figure and Index Number	Part Number	Nomenclature	No. Req.	Serial Numbers Affected
44A	100765	DRAWING - Engine Instruments Installation		
	85356 (S)	DRAWING - Flight Instruments Installation		
	06305 (BF)	DRAWING - Optional Equipment Installation - Avionics		
	87240	DRAWING - Outside Air Temperature Indicator Installation		
	85200 (CQ)	DRAWING - Interior Installation		
	89481 (B)	DRAWING - Hour Meter Instrument Installation		
	87217 (J)	DRAWING - Compass Installation		
5	600-103	INSTRUMENT - Clock - (100638-002)	1	
10	602-219	INSTRUMENT - Airspeed (SEE NOTE 1)	1	
15	548-190	INSTRUMENT - Turn Coordinator	1	
15	548-191	INSTRUMENT - Turn Coordinator	1	
15	548-299	INSTRUMENT - Turn Coordinator	1	
15	548-517	INSTRUMENT - Turn Coordinator	1	
15	694-102	INSTRUMENT - Turn Coordinator (EFIS)	1	3449269 and up
-15A	520-009	SCREW	4	
17	602-224	INSTRUMENT - Flap Indicator (MD190)	1	
-17A	554-593	CLAMP - (5801-A)	1	
18	602-304	INSTRUMENT - PFD Indicator (EFIS)	1	3449269 and up
19	602-305	INSTRUMENT - ND Indicator (EFIS)	1	3449269 and up
20	548-331	INSTRUMENT - Altimeter - Sensitive (ALTERNATE FOR ITEM 20A)	1	
-20A	548-407	INSTRUMENT - Altimeter - Encoding, (pilot) (ALTERNATE PART FOR ITEM 20)	1	
-20B	520-009	SCREW	3	
25	598-556	INSTRUMENT - Attitude Gyro (99002-009) (SEE NOTE 2)	1	3449001 thru 3449151
25	548-365	INSTRUMENT - Attitude Gyro - Electric driven (SEE NOTE 2)	1	3449152 and up
25	694-111	INSTRUMENT - Attitude Indicator (EFIS)	1	3449269 and up
-25A	520-009	SCREW	4	
-25A	515-709	SCREW (EFIS)	3	
27	694-102	INSTRUMENT - Stby. Att. Gyro Indicator (EFIS)	1	3449269 and up
28	602-297	INSTRUMENT - Stby. A/S Indicator (205020-1169) (EFIS)	1	3449269 and up
29	602-274	INSTRUMENT - Stby. Alt. Indicator (EFIS)	1	3449269 and up
30	548-435	INSTRUMENT - Directional Gyro (SEE NOTE 2)	1	
-30A	520-009	SCREW	3	
35	550-556	INSTRUMENT - Rate of Climb (99010-005) (SEE NOTE 1)	1	
-35A	520-009	SCREW	3	
40	550-580	INSTRUMENT - Engine Hour Meter (51006-0)	1	
-40A	514-758	SCREW - (MS24693C6B)	2	
-40B	404-908	NUT - (MS20365-440C)	2	
45	680-475	MONITOR - Digital Display (SEE NOTES 9 AND 12)	1	
-45A	520-009	SCREW (MS35206-233)	4	
50	602-201	INDICATOR - Manifold Pressure (100624-002) (SEE NOTES 7, 8, 11 AND 12)	2	
55	602-202	INDICATOR - Tachometer (100624-003) (SEE NOTES 7 AND 8)	2	
-55A	598-881	* SENSOR - Engine RPM	2	
60	602-203	INDICATOR - Turbine Inlet Temperature (100624-004) (SEE NOTES 7 AND 8)	2	

- ITEM NOT ILLUSTRATED

When ordering, always specify Part Number, Description, and Serial Number of Aircraft

Revised: March 10, 2009

PIPER AIRCRAFT, INC.
PA-34-220T
AIRPLANE PARTS CATALOG

Figure and Index Number	Part Number	Nomenclature	No. Req.	Serial Numbers Affected
44A-				
65	602-256	INDICATOR - Fuel Flow/Cylinder Head Temperature (100624-010) (SEE NOTES 7 AND 8)	2	
70	602-205	INDICATOR - Oil Temperature/Pressure (SEE NOTES 7 AND 8)	2	
75	602-245	INDICATOR - Vacuum (100624-009) (SEE NOTES 7 AND 8)	1	
80	602-259	INDICATOR - Dual Fuel Quantity (100624-011) (SEE NOTES 7 AND 8)	1	
85	552-571	ATTACHMENT - (36588-007)	2	
-85A	79600-007	HOUSING	1	
85B	87717-003	BASE	1	
85C	486-284	SCREW	1	
85D	67462-008	COMPASS ASSY	1	
-85E	554-382	* DEVIATION CARD	REF	
85F	79650-002	* HOLDER - Card	1	
85G	488-554	* TERMINAL	2	
85H	598-599	* COMPASS - (C-2200-L4-1B)	1	
85J	494-679	* WINDOW - (C-23-806)	1	
90	67439-002	KNOB - Landing Gear Switch	1	
95	571-192	KNOB - Light Dimmer	3	
100	83356-003	ANNUNCIATOR PANEL ASSY - Left (SEE FIG. 85A FOR BKDN)	1	
105	83356-004	ANNUNCIATOR PANEL ASSY - Right (SEE FIG. 85A FOR BKDN)	1	
110	100845-003	GLARESHIELD ASSY	1	
110A	100846-002	* COOLING VENT	2	
-110B	515-713	* SCREW	4	
-110C	690-616	* WASHER - (NAS1149FN832P)	4	
-110D	506-627	* NUT - (MS21042-L08)	4	
115	548-735	INSTRUMENT - Outside Air Temperature (ALTERNATE PART FOR ITEM 115A)	1	
-115A	599-420	INSTRUMENT - Outside Air Temperature (ALTERNATE PART FOR ITEM 115)	1	
-115B	83932-007	BRACKET ASSY - (O.A.T. Guage)	1	
-115C	87240-006	SHIM	1	
-115D	404-323	NUT (AN316-5R) (USE WITH ITEM 115A)	1	
120	755-101	GAUGE - Oxygen (SEE FIG. 82 FOR BKDN)	1	
125	89416-005	PANEL ASSY - Circuit Breaker (SEE NOTE 3)	1	
-125A	89416-006	PANEL ASSY - Circuit Breaker (SEE NOTE 4)	1	
-125B	89416-007	PANEL ASSY - Circuit Breaker	1	3449042 thru 3449048
-125C	89416-008	PANEL ASSY - Circuit Breaker (SEE NOTE 10)	1	3449285 and up
130	NONPROC01	ELECTRICAL AND AVIONICS SWITCHES (SEE NOTE 5) (SEE FIG. 87 FOR BKDN)	REF	
135	NONPROC02	ICE PROTECTION SYSTEM CONTROLS (SEE NOTE 5) (SEE FIG. 88 FOR BKDN)	REF	
140	NONPROC03	AVIONICS INSTALLATIONS (SEE NOTES 5 AND 13)	REF	

- ITEM NOT ILLUSTRATED

When ordering, always specify Part Number, Description, and Serial Number of Aircraft

PIPER AIRCRAFT, INC.
PA-34-220T
AIRPLANE PARTS CATALOG

Figure and Index Number	Part Number	Nomenclature	No. Req.	Serial Numbers Affected
44A-				
145	NONPROC04	AIR CONDITIONING AND FAN SWITCHES (SEE NOTES 5 AND 6)	REF	
150	581-433	PLUG	1	
-150A	453-864	SNAP BUSHING	1	
-150B	484-280	RECEPTACLE	1	
155	486-082	SCREW	2	

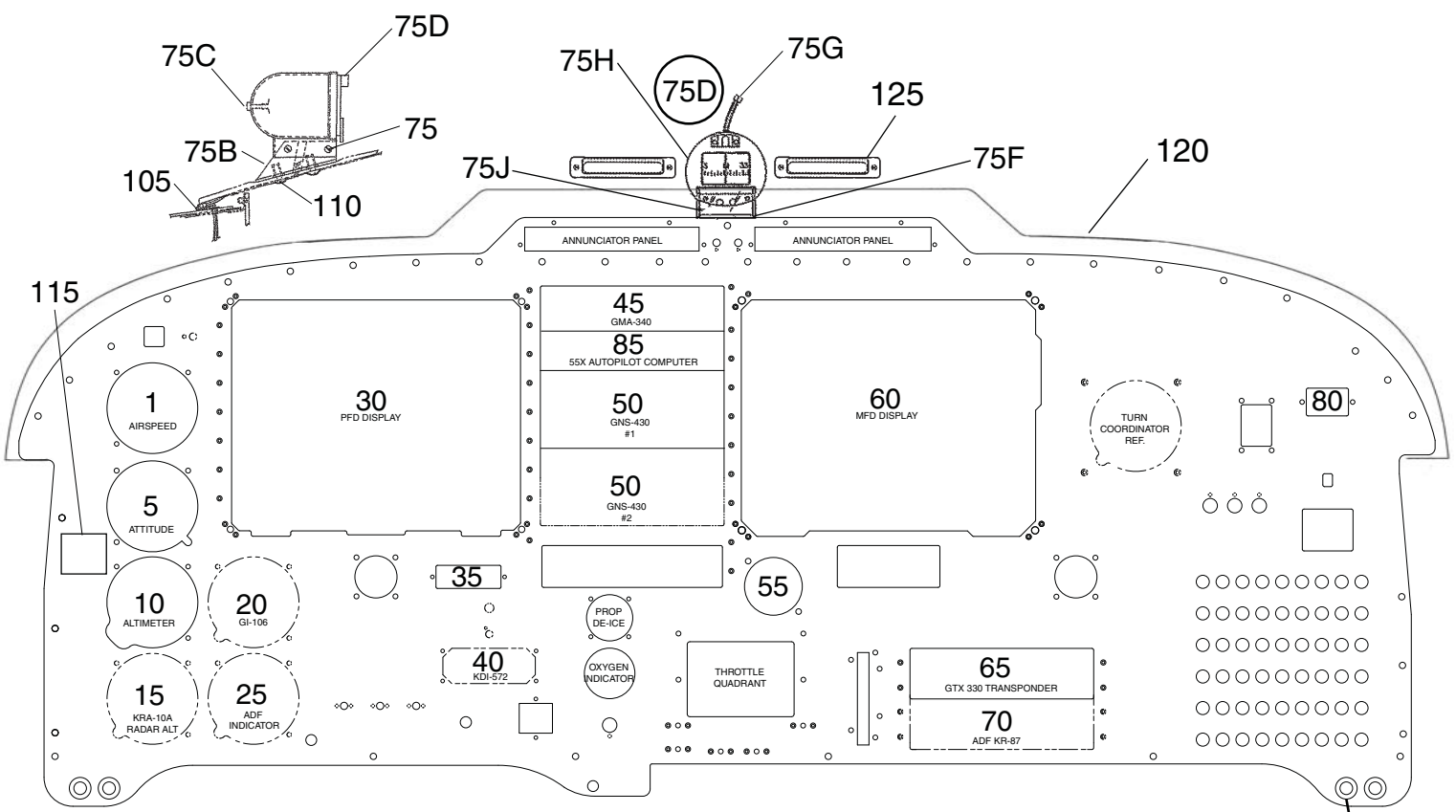
NOTES:

1. TWO INSTRUMENTS ARE REQUIRED FOR AIRPLANES WITH DUAL INSTRUMENT PANEL.
2. USED ON AIRPLANES WITH DUAL INSTRUMENT PANEL.
3. USED ON AIRPLANES WITH ENTERTAINMENT CONSOLE.
4. USED ON AIRPLANES WITHOUT ENTERTAINMENT CONSOLE.
5. ITEM IS NON-PROCURABLE AND ILLUSTRATED FOR REFERENCE ONLY. SEE REFERENCE FIGURE FOR ITEM BREAKDOWN.
6. SEE FIGURE 78 FOR AIRPLANES WITHOUT AIR CONDITIONING OR FIGURE 89 FOR AIRPLANES WITH AIR CONDITIONING.
7. REFER TO PIPER SERVICE BULLETIN #1031, LATEST REVISION.
8. REFER TO PIPER SERVICE BULLETIN #1081, LATEST REVISION.
9. REFER TO PIPER SERVICE LETTER #1048, LATEST REVISION.
10. USED ON AIRPLANES EQUIPPED WITH OPTIONAL HONEYWELL IHAS SYSTEM.
11. REFERENCE PIPER SERVICE LETTER #1108, - LATEST REVISION.
12. REFERENCE PIPER SERVICE BULLETIN #1039, - LATEST REVISION.
13. REFERENCE PIPER SERVICE BULLETIN #1135, - LATEST REVISION.

- ITEM NOT ILLUSTRATED

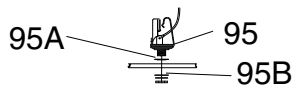
When ordering, always specify Part Number, Description, and Serial Number of Aircraft

Revised: September 10, 2009



Serial Numbers 3449311, 3449323 and up (with Entegra)

SEE VIEW A



VIEW A

Figure 44B. Instrument Panel Installation (with Entegra)

Revised: September 10, 2009

1H20

PIPER AIRCRAFT, INC.
PA-34-220T
AIRPLANE PARTS CATALOG

Figure and Index Number	Part Number	Nomenclature	No. Req.	Serial Numbers Affected
44B	101814 (C)	DRAWING - System Installation - Avionics		3449311, 3449323 and up (with Entegra)
	85356 (T)	DRAWING - Instrument Installation - Flight		3449311, 3449323 and up (with Entegra)
	101817 (B)	DRAWING - System Installation - Autopilot 55X		3449311, 3449323 and up (with Entegra)
	101816 (D)	DRAWING - Electrical Installation		3449311, 3449323 and up (with Entegra)
	87217 (J)	DRAWING - Compass Installation		
	87290	DRAWING - Placard Installation		
	85200 (CQ)	DRAWING - Interior Installation		3449311, 3449323 and up (with Entegra)
1	602-219	INSTRUMENT - Stby Airspeed Indicator	1	
-1A	520-009	SCREW	3	
5	602-319	INDICATOR - Standby Attitude (4300-411)	1	
10	548-331	INSTRUMENT - Altimeter - Sensitive	1	
10	548-407	INSTRUMENT - Altimeter - Encoder (alternate)	1	
-10A	520-009	SCREW	3	
15	598-445	KIT - Radar Alt. (KI-250 Part of this Kit) (optional)	1	
-15A	520-009	SCREW	3	
20	602-239	INDICATOR - NAV GI 106 w/glidescope (optional)	1	
-20A	520-009	SCREW	3	
25	598-180	KIT - ADF (KI-227 Part of this Kit) (optional)	1	
-25A	515-710	SCREW	3	
30	652-607	KIT - PFD - EXP5000 (850-00014-010)	1	
35	602-293	INDICATOR - IHAS (MD41-1208)	1	
-35A	515-716	SCREW	2	
40	601-245	KIT - DME (optional) Honeywell KN-63	1	
-40A	515-716	SCREW	4	
45	601-210	KIT - GMA-340 Audio Panel/Garmin Mkr Beacon	1	
-45A	414-741	SCREW - (MS24693-S25)	8	
-45B	406-428	NUT - (C8095-632-3B)	8	
50	601-229	RADIO - GNS-430 - GPS/NAV/COM	2	
50	601-257	RADIO - GNS-430W	2	3449398 and up (Entegra/WAAS)
-50A	414-741	SCREW - (MS24693-S25)	8	
-50B	406-428	NUT - (C8095-632-3B)	8	
55	602-224	FLAP INDICATOR - (MD190)	1	
-55A	554-593	CLAMP - (5801-A)	1	
60	652-597	KIT - MFD (850-00013-027)	1	
65	652-370	KIT - TRANSPONDER - (GTX330) Garmin	1	
-65A	414-741	SCREW - (MS24693-S125)	4	
70	601-203	RECEIVER - (ADF KR-87) (See Fig. 97 for Ant. Doubler)	1	
-70A	414-506	SCREW - (MS24693-S26)	4	
75	552-571	ATTACHMENT - (36588-007)	2	
-75A	79600-007	HOUSING	1	
75B	87717-003	BASE	1	
75C	486-284	SCREW	1	
75D	67462-008	COMPASS ASSY	1	
-75E	554-382	* DEVIATION CARD	REF	
75F	79650-002	* HOLDER - Card	1	
75G	488-554	* TERMINAL	2	
75H	598-599	* COMPASS - (C-2200-L4-1B)	1	
75J	494-679	* WINDOW - (C-23-806)	1	
80	550-580	INSTRUMENT - Hour Meter (51006-0)	1	

- ITEM NOT ILLUSTRATED

When ordering, always specify Part Number, Description, and Serial Number of Aircraft

Revised: December 10, 2009

PIPER AIRCRAFT, INC.
PA-34-220T
AIRPLANE PARTS CATALOG

Figure and Index Number	Part Number	Nomenclature	No. Req.	Serial Numbers Affected
44B-				
85	652-600	KIT - SYSTEM 55X AUTOPILOT COMPUTER (901419)	1	
85	652-599	KIT - SYSTEM 55X AUTOPILOT COMPUTER W/YAW DAMPER (901420)	1	
-90	652-534	KIT - MAGNETOMETER (850-00015-000)	1	
95	468-002	JACK - MIC	REF	
95A	467-493	INSULATOR - (shoulder washer S1029)	4	
95B	594-048	WASHER - Insulating	4	
-100	694-202	HEADPHONES - (4868S)	4	
105	581-433	PLUG	1	
-105A	453-864	SNAP BUSHING	1	
-105B	484-280	RECEPTACLE	1	
110	486-082	SCREW	2	
115	88435-002	KIT - DECAL - Attitude Indicator	1	3449311, 3449323, 3449326 thru 3449387
115	84967-339	DECAL - Attitude Indicator (684-745)	1	3449311, 3449323, 3449326 and up
120	100845-003	GLARESHIELD ASSY	1	
125	100846-002	* COOLING VENT	2	
-125A	515-714	* SCREW	4	
-125B	690-616	* WASHER - (NAS1149FN832P)	4	
-125C	506-627	* NUT - (MS21042-L08)	4	

- ITEM NOT ILLUSTRATED

When ordering, always specify Part Number, Description, and Serial Number of Aircraft

Revised: September 10, 2009

**PIPER AIRCRAFT, INC.
PA-34-220T
AIRPLANE PARTS CATALOG**

THIS PAGE INTENTIONALLY LEFT BLANK

PIPER AIRCRAFT, INC.
PA-34-220T
AIRPLANE PARTS CATALOG

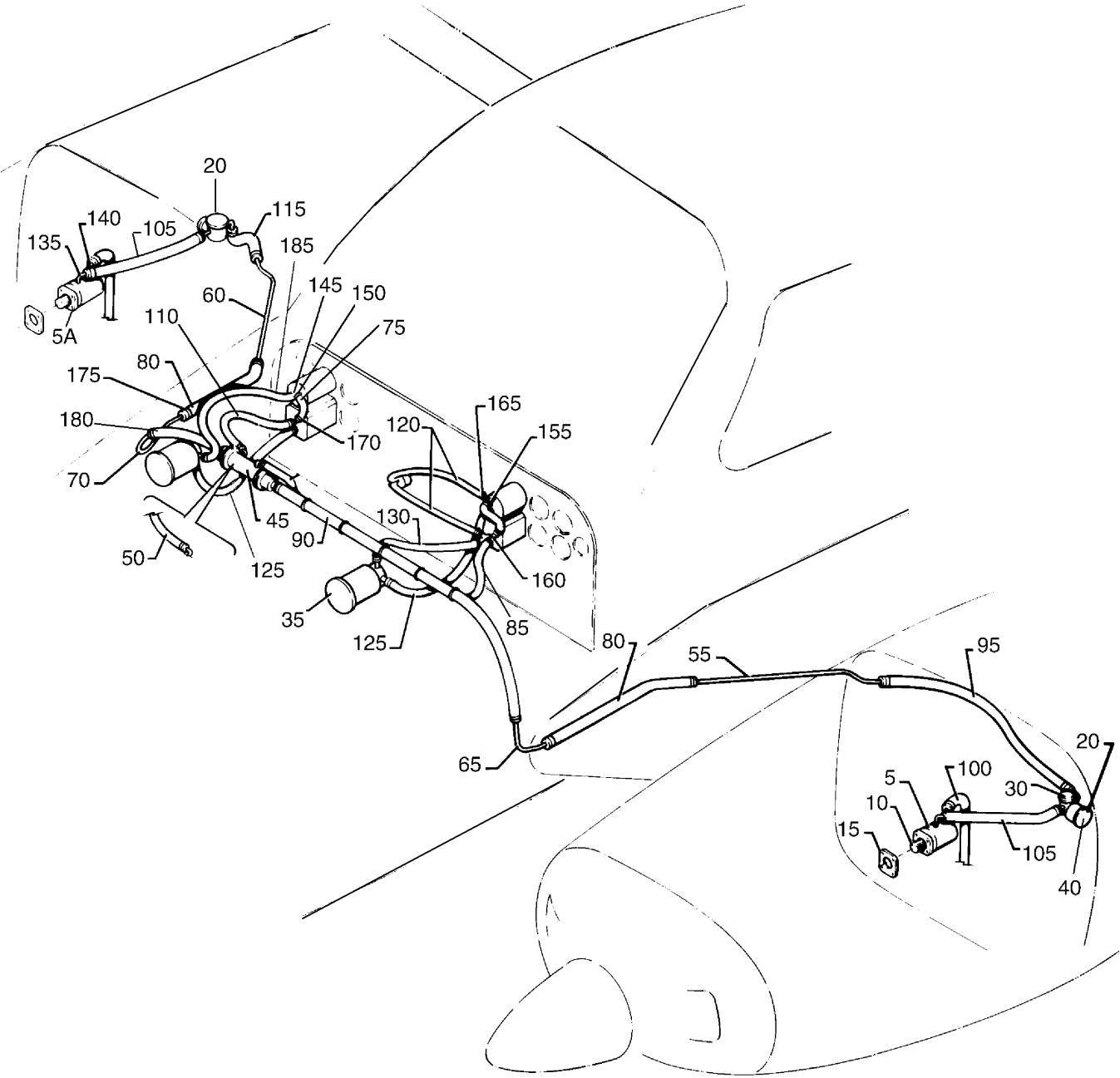


Figure 45. Gyro Vacuum System Installation (3447001 thru 3447029)

PIPER AIRCRAFT, INC.
PA-34-220T
AIRPLANE PARTS CATALOG

Figure and Index Number	Part Number	Nomenclature	No. Req.	Serial Numbers Affected
45	39615	DRAWING - Gyro Vacuum System Installation		
5	481-753	PUMP - Gyro Vacuum - Left (79399-000)	1	
5A	481-754	PUMP - Gyro Vacuum - Right (79399-002)	1	
10	753-910	* COUPLING ASSY KIT - Vacuum Pump Drive (No. 350) (SEE NOTE 2)	1	
15	751-859	* * GASKET - Pump Mounting (B3-1-2)	1	
20	484-091	VALVE - VACUUM REGULATOR (2H3-27)	2	
25	751-815	* FILTER - Air (B3-5-1)	1	
30	762-437	* SWITCH - (F7-16-2)	1	
35	460-888	FILTER ASSY - Air (66673-000) (1J7-1)	2	
-35A	757-899	* FILTER ELEMENT - (D9-18-1)	2	
40	63900-145	BUSHING - Filter Mounting	2	
45	474-128	CHECK VALVE AND MANIFOLD ASSY - (1H5-18)	1	
50	96268-003	PLUG ASSY (SEE NOTE 1)	1	
55	37343-084	TUBE - Gyro Vacuum - Left	1	
60	37343-085	TUBE - Gyro Vacuum - Right	1	
65	37343-086	TUBE - Gyro Vacuum - Left	1	
70	37343-087	TUBE - Gyro Vacuum - Right	1	
75	63913-007	HOSE - Flexible	2	
80	69015-050	HOSE - Flexible	2	
85	63913-127	HOSE - Flexible	1	
90	63913-135	HOSE - Flexible	1	
95	63913-171	HOSE - Flexible	1	
100	69015-031	HOSE - Flexible	2	
105	69015-032	HOSE - Flexible	2	
110	63913-044	HOSE - Flexible	1	
115	69015-034	HOSE - Flexible	1	
120	84013-026	HOSE - Flexible	2	
125	69015-048	HOSE - Flexible	2	
130	69015-049	HOSE - Flexible	1	
135	458-958	ELBOW - (1K1-6-10)	2	
140	560-775	ELBOW - (1K8-6-10)	2	
145	558-913	ELBOW - (1K9-4-6)	1	
150	451-939	FITTING - (1K10-4-6)	3	
155	560-835	TEE - (1K31-4-6-4)	2	
160	460-585	TEE - (1K31-4-6-6)	2	
165	554-861	CLAMP - (SAE TYF-4)	4	
170	554-888	CLAMP - (SAE TYF-6)	16	
175	554-659	CLAMP - (SAE TYF-8)	20	
180	69015-035	HOSE - Flexible	1	
185	63913-078	HOSE - Flexible	1	
-190	555-411	CONNECTOR RING	AR	

NOTES:

1. USED IF SINGLE INSTRUMENTS ARE INSTALLED.
2. REFER TO PIPER SERVICE BULLETIN #1026, LATEST REVISION.

- ITEM NOT ILLUSTRATED

When ordering, always specify Part Number, Description, and Serial Number of Aircraft

Revised: September 10, 2008

PIPER AIRCRAFT, INC.
PA-34-220T
AIRPLANE PARTS CATALOG

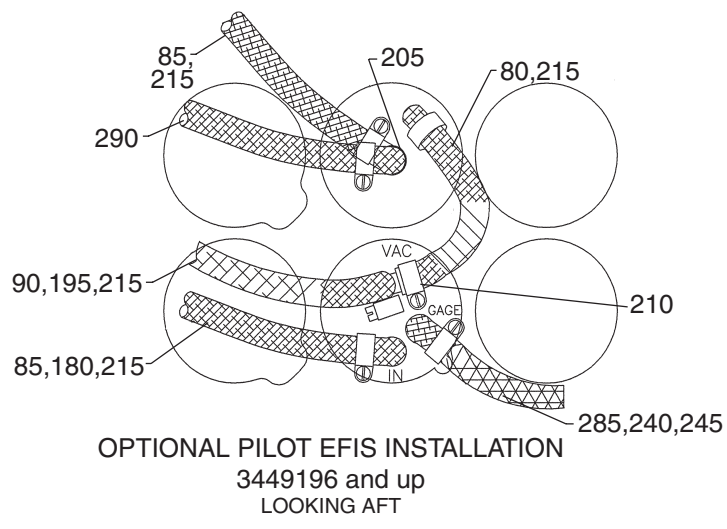
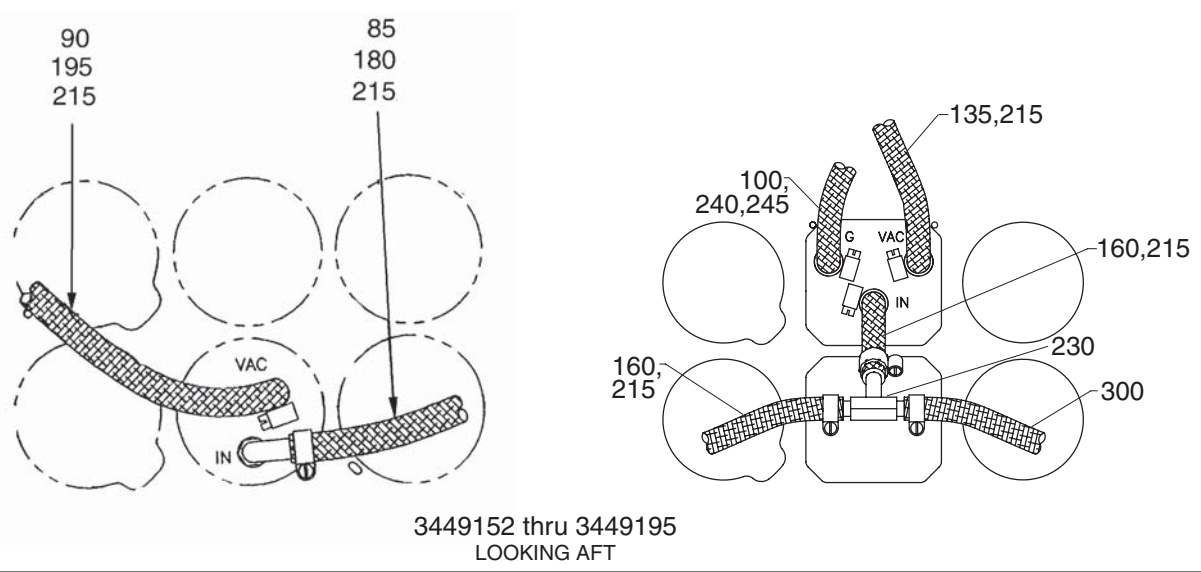
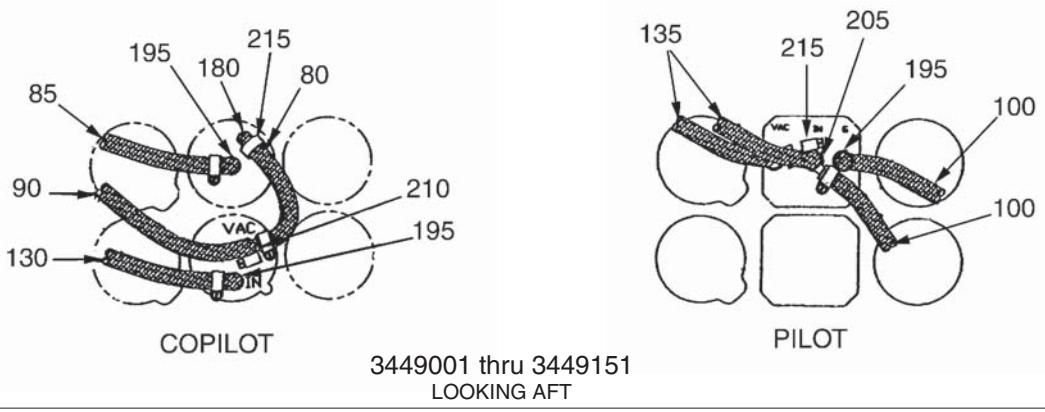


Figure 45A. Gyro Vacuum System Installation (3449001 and up)
 (Sheet 1 of 3)

PIPER AIRCRAFT, INC.
PA-34-220T
AIRPLANE PARTS CATALOG

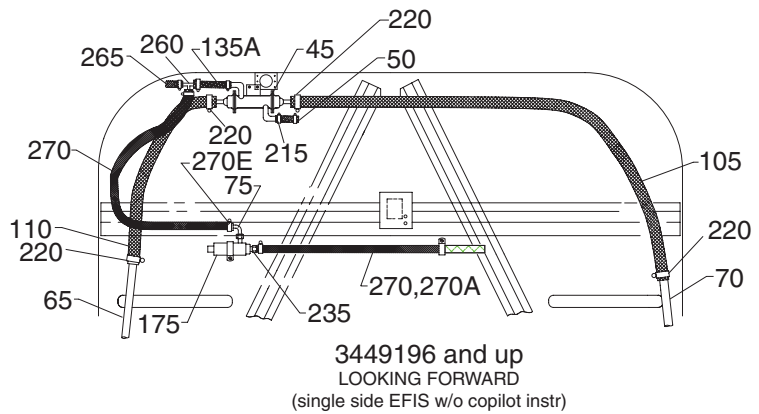
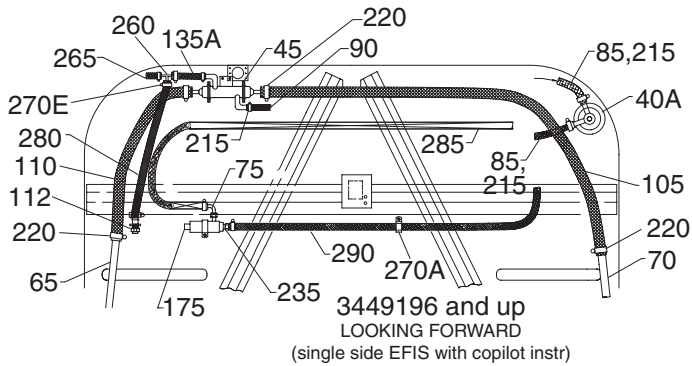
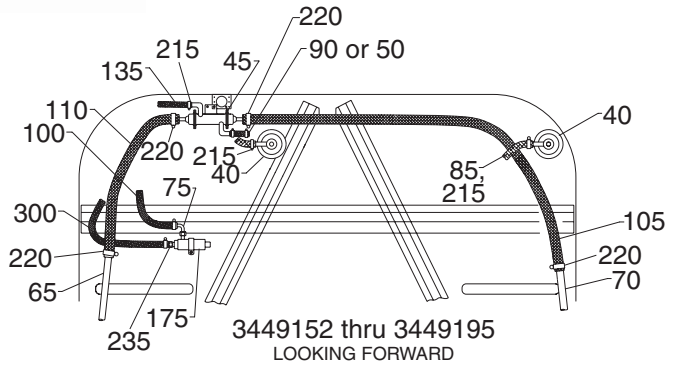
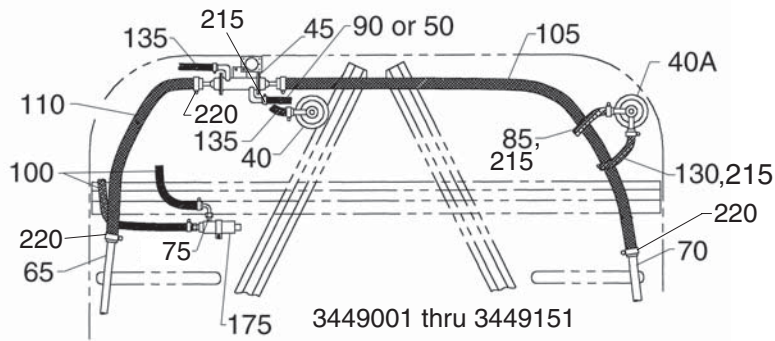
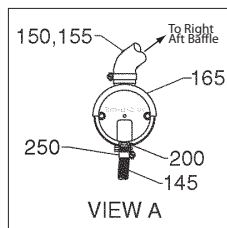
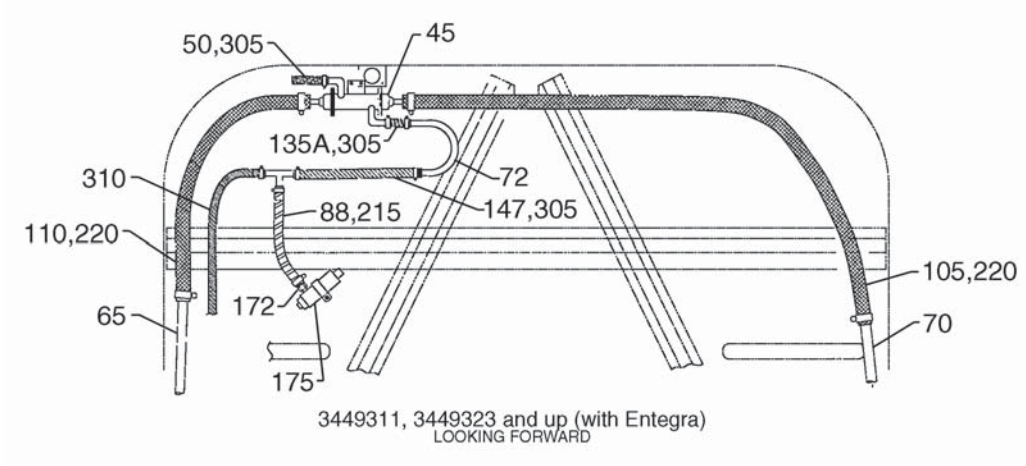


Figure 45A. Gyro Vacuum System Installation (3449001 and up)
 (Sheet 2 of 3)

Revised: June 10, 2008

PIPER AIRCRAFT, INC.
PA-34-220T
AIRPLANE PARTS CATALOG



3449001 and up
 (without Entegra)

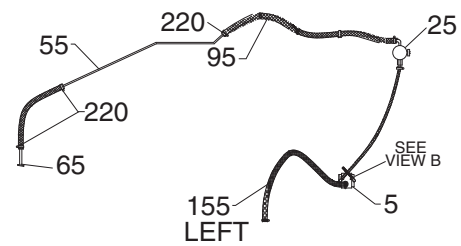
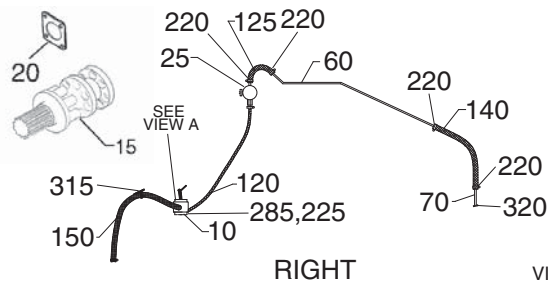
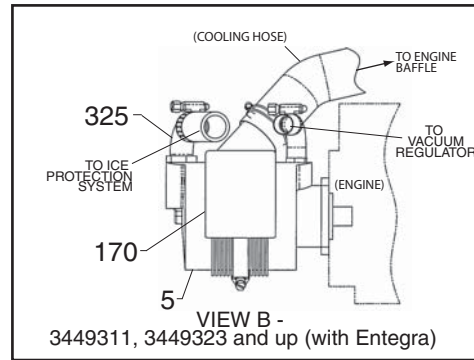
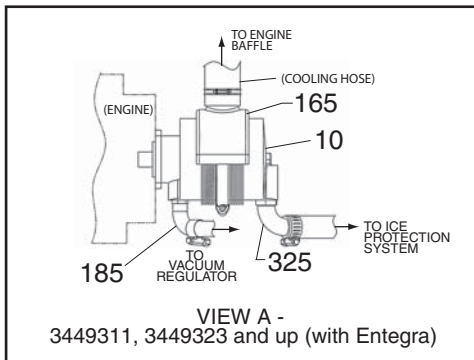
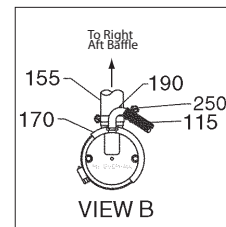


Figure 45A. Gyro Vacuum System Installation (3449001 and up)
 (Sheet 3 of 3)

PIPER AIRCRAFT, INC.
PA-34-220T
AIRPLANE PARTS CATALOG

Figure and Index Number	Part Number	Nomenclature	No. Req.	Serial Numbers Affected
45A	100790 (F) 104180 (F)	DRAWING - Gyro Vacuum System Installation DRAWING - Vacuum System Installation		3449001 thru 3449151 3449152 thru 3449310, 3449312 and up (without Entegra)
	101772 (B)	DRAWING - Vacuum System Installation		3449311, 3449323 and up (with Entegra)
5	481-769	PUMP - Gyro Vacuum - Left (26749-009)	1	3449001 thru 3449151
5	461-761	PUMP - Dry Air - Left	1	3449273 and up
5	481-777	PUMP - Gyro Vacuum - Left	1	3449152 thru 3449272
10	481-770	PUMP - Gyro Vacuum - Right (26749-010)	1	3449001 thru 3449151
10	481-778	PUMP - Gyro Vacuum - Right	1	3449152 thru 3449272
10	461-759	PUMP - Dry Air - Right	1	3449273 and up
15	753-910	* COUPLING ASSY KIT - Vacuum Drive Pump (No. 350) (Reference Piper Service Bulletin #1026, - latest revision.)	1	
20	751-859	** GASKET - Pump Mounting	1	
25	484-091	VACUUM REGULATOR - (2H3-27) L&R	2	
-30	751-815	* FILTER - Air (B3-5-1)	1	
-35	762-437	* SWITCH	1	
40	560-710	FILTER - Air - Left, Complete Assy (1J7-2) (Reference Piper Service Bulletin #1041, - latest revision.)	1	
40A	460-888	FILTER - Air - Right, Complete Assy (66673-000) (1J7-1) (Used if dual instruments are installed.)	1	3449097 thru 3449151, 3449196 and up
-40B	757-899	* FILTER ELEMENT - (D9-18-1)	1	
-40C	63900-145	BUSHING	2	
-40D	404-526	NUT - (MS21042-3)	2	
-40E	690-609	WASHER - (NAS1149F0332P)	2	
45	474-128	MANIFOLD - (1H5-18)	1	
-45A	690-616	WASHER - (NAS1149FN832P)	2	
-45B	415-533	SCREW - (MS35206-243)	2	
-45C	404-529	NUT - (MS21042-08)	2	
50	96268-000	PLUG ASSY (Used if single instruments are installed.)	1	
55	37343-084	TUBE - Gyro Vacuum - Left Outboard	1	
60	37343-085	TUBE - Gyro Vacuum - Right Outboard	1	
65	37343-086	TUBE - Gyro Vacuum - Left Inboard	1	
70	37343-087	TUBE - Gyro Vacuum - Right Inboard	1	
72	37343-103	TUBE	1	3449311, 3449323 and up (with Entegra)
75	83744-191	TUBE ASSY	1	
80	63913-007	HOSE - Flexible	1	3449097 thru 3449151, 3449196 and up
85	63913-044	HOSE - Flexible (Used if dual instruments are installed.)	1	
88	63913-107	HOSE	1	3449311, 3449323 and up (with Entegra)
90	63913-127	HOSE - Flexible	1	3449001 thru 3449310, 3449312 and up (without Entegra)
95	63913-171	HOSE - Flexible	1	
100	63913-216	HOSE - Flexible	2	
105	63913-226	HOSE - Flexible	1	
110	63913-227	HOSE - Flexible	1	
112	451-853	ADAPTER - (AN807-4D) (Used if dual instruments are installed.)	1	3449196 and up

- ITEM NOT ILLUSTRATED

When ordering, always specify Part Number, Description, and Serial Number of Aircraft

Revised: September 10, 2009

PIPER AIRCRAFT, INC.
PA-34-220T
AIRPLANE PARTS CATALOG

Figure and Index Number	Part Number	Nomenclature	No. Req.	Serial Numbers Affected
45A-				
-112A	654-545	CAP - (AN929-4J) (Used if dual instruments are installed.)	1	3449196 and up
-112B	554-575	CLAMP (Used if dual instruments are installed.)	1	3449196 and up
115	69015-031	HOSE - Flexible (For aircraft without de-ice option only.)	1	
120	69015-032	HOSE - Flexible	2	
125	69015-034	HOSE - Flexible	1	
130	69015-048	HOSE - Flexible	1	3449097 thru 3449151
135	69015-049	HOSE - Flexible	AR	
135A	69015-044	HOSE	REF	3449196 and up
-135B	553-860	CLAMP	2	3449152 thru 3449195
-135B	554-575	CLAMP	2	3449196 and up
140	69015-050	HOSE - Flexible	1	
145	69015-063	HOSE - Flexible (For aircraft without de-ice option only.)	1	
147	69015-081	HOSE	1	3449311, 3449323 and up (with Entegra)
150	89684-003	HOSE - Flexible, RH	1	
155	89684-004	HOSE - Flexible, LH	1	
-155A	454-803	CLAMP - (LH & RH)	2	
160	63913-078	HOSE - Flexible	1	3449152 thru 3449195
165	100792-002	SHROUD ASSY - Right	1	
170	100792-003	SHROUD ASSY - Left	1	
172	100791-005	REDUCER ASSY	1	3449311, 3449323 and up (with Entegra)
-172A	100791-004	* TUBE	1	
-172B	100791-006	* TUBE	1	
-172C	477-612	* NUT - (AN818-4D)	1	
-172D	486-897	* SLEEVE - (MS20819-4D)	1	
175	599-593	VACUUM TRANSDUCER	1	
-175A	455-006	CLAMP - (MS21919WH16)	1	
-175B	411-533	SCREW - (MS35207-264)	1	
-175C	690-612	WASHER - (NAS1149F0363P)	1	
180	558-913	ELBOW - (1K9-4-6)	1	
185	558-923	ELBOW - (1K1-8-10) LH & RH	2	
190	558-815	ELBOW - (1K8-8-10) (For aircraft without de-ice option only.)	1	
195	451-939	ADAPTER - (1K10-4-6)	AR	
200	451-941	FITTING - (1K10-8-10)	2	
205	560-835	FITTING - (1K31-4-6-4)	1	3449001 thru 3449151; 3449196 and up
210	460-585	FITTING - (1K31-4-6-6)	1	3449097 thru 3449151; 3449196 and up (without Entegra)
215	554-678	CLAMP	AR	3449001 thru 3449151
215	553-860	CLAMP	AR	3449152 and up
220	554-793	CLAMP	12	
225	554-947	CLAMP - LH & RH (2 each)	4	3449001 thru 3449151
225	554-552	CLAMP - LH & RH (2 each)	4	3449152 and up
230	588-567	TEE - (1K30-6-4-6)	1	3449152 thru 3449195
235	84015-075	TUBE ASSY	1	3449152 and up
240	554-575	CLAMP	1	3449152 and up
245	451-881	ADAPTER - (1K10-2-4)	1	3449152 and up

- ITEM NOT ILLUSTRATED

When ordering, always specify Part Number, Description, and Serial Number of Aircraft

PIPER AIRCRAFT, INC.
PA-34-220T
AIRPLANE PARTS CATALOG

Figure and Index Number	Part Number	Nomenclature	No. Req.	Serial Numbers Affected
45A-				
250	554-639	CLAMP	1	
-255	DELETED			
260	104535-002	TEE ASSY (SEE NOTE 2)	1	3449196 and up
-260A	588-539	* TEE - (1K30-6-6-4)	1	
-260B	67026-014	* BUSHING	1	
265	69015-030	HOSE	REF	3449196 and up
270	63913-246	HOSE (SEE NOTE 2)	1	3449196 and up
270A	454-935	CLAMP (SEE NOTES 1 and 2)	1	3449196 and up
-270B	415-533	SCREW - (MS35206-243) (SEE NOTES 1 and 2)	1	3449196 and up
-270C	406-625	NUT - (NAS679-A08) (SEE NOTES 1 and 2)	1	3449196 and up
-270D	690-616	WASHER - (NAS1149FN832P) (SEE NOTES 1 and 2)	1	3449196 and up
270E	554-575	CLAMP (SEE NOTES 1 and 2)	2	3449196 and up
-275	DELETED			
280	63913-250	HOSE (SEE NOTE 1)	1	3449196 and up
285	63913-249	HOSE	1	3449196 and up
290	63913-247	HOSE	1	3449196 and up
295	87378-003	TEE	REF	3449311, 3449323 and up (with Entegra)
300	63913-114	HOSE - (flexible tab)	1	3449152 thru 3449195
305	554-678	CLAMP	2	3449311, 3449323 and up (with Entegra)
310	69015-080	HOSE	REF	3449311, 3449323 and up (with Entegra)
315	488-702	STRAP - (MS3367-1-9) LH & RH	2	
-315A	555-411	CONNECTOR RING - (CR2M) LH & RH	1	
320	434-138	GROMMET - (MS35489-17) LH & RH	1	
325	558-925	ELBOW - (1K1-8-12)	1	3449311, 3449323 and up (with Entegra)

NOTES:

1. OPTIONAL SINGLE SIDE EFIS INSTALLATION WITH COPILOT INSTRUMENTS.
2. OPTIONAL SINGLE SIDE EFIS INSTALLATION WITHOUT COPILOT INSTRUMENTS.

- ITEM NOT ILLUSTRATED

When ordering, always specify Part Number, Description, and Serial Number of Aircraft

Revised: September 10, 2008

PIPER AIRCRAFT, INC.
PA-34-220T
AIRPLANE PARTS CATALOG

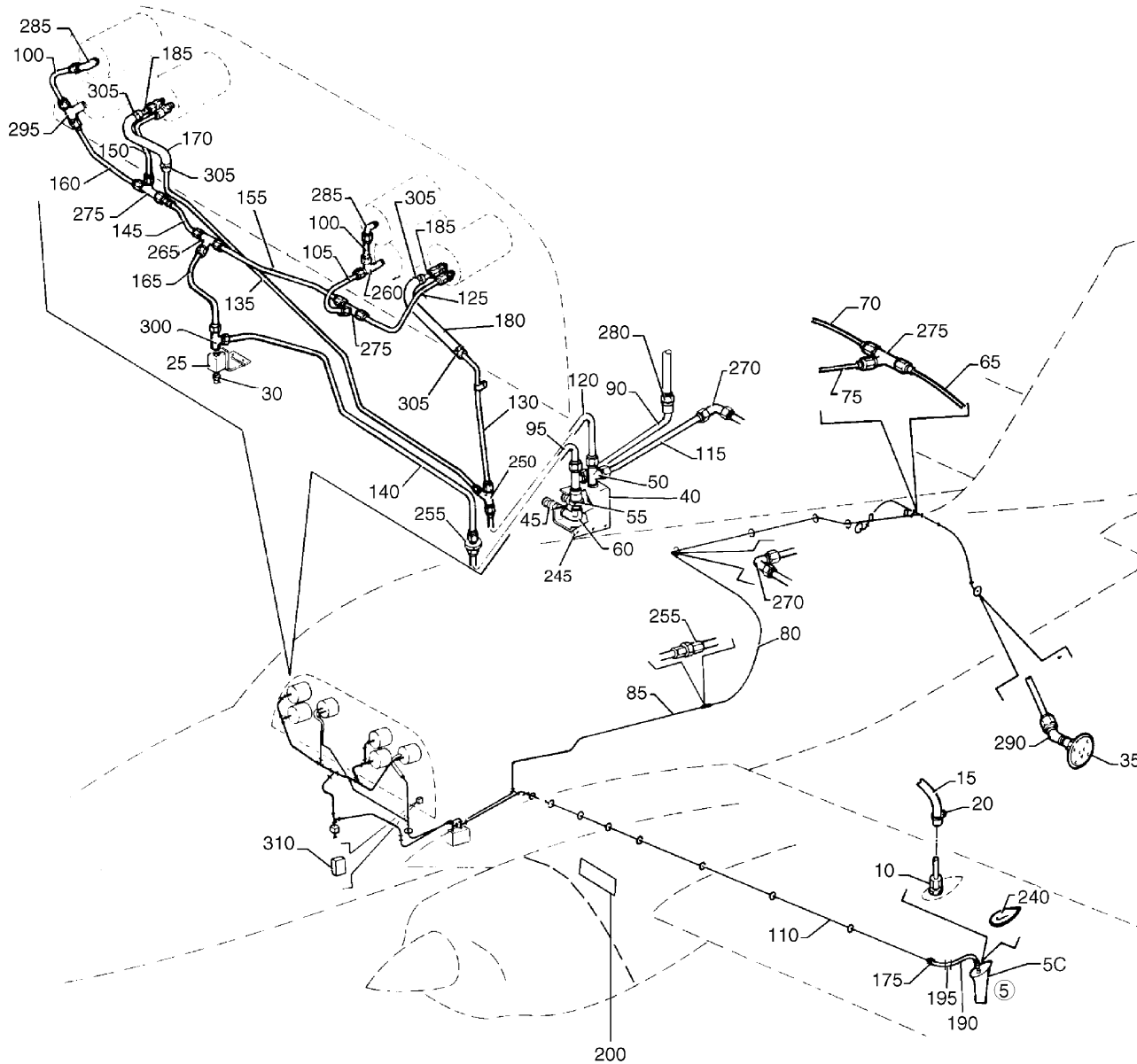


Figure 46. Pitot Static System Installation
(Sheet 1 of 2)

Revised: June 10, 2008

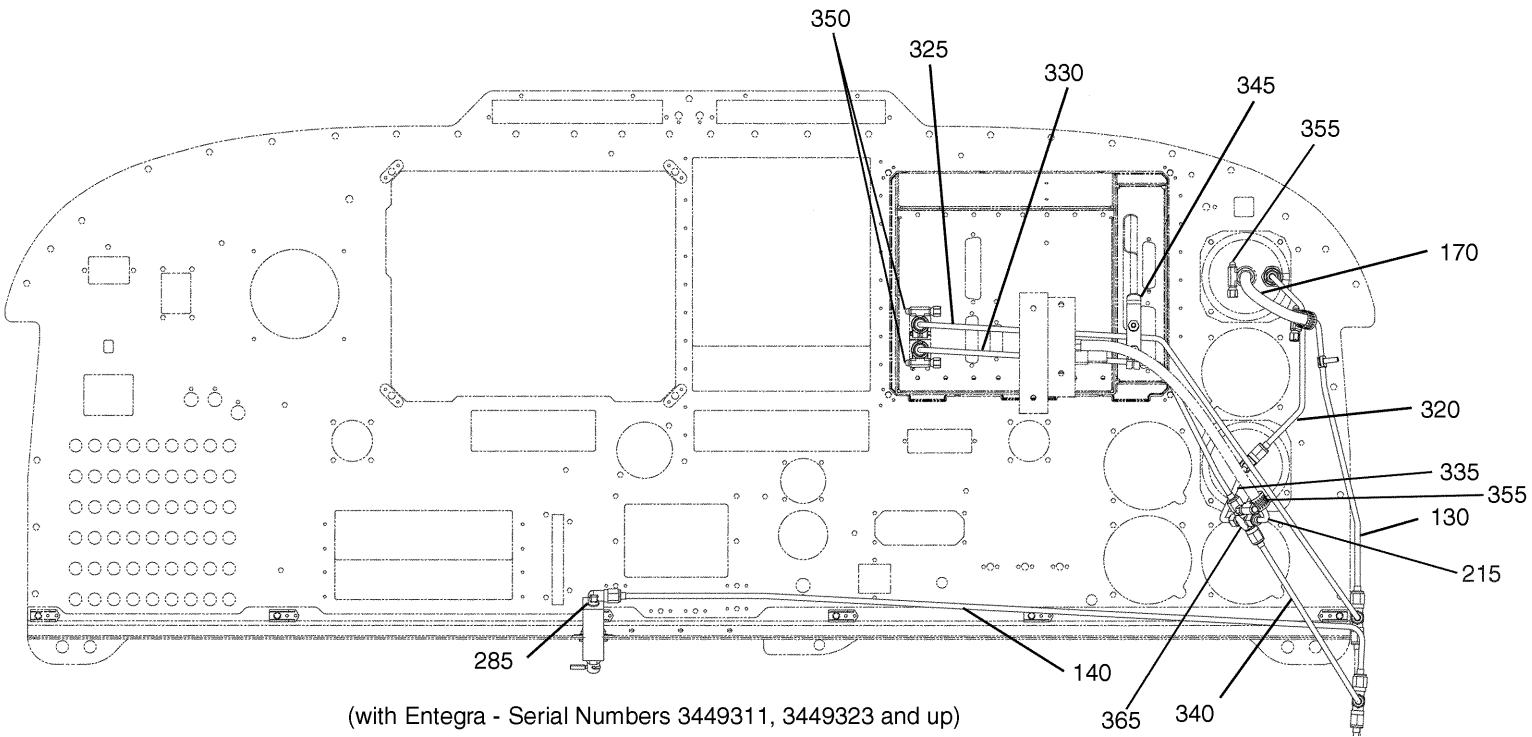


Figure 46. Pitot Static System Installation (with Entegra)
(Sheet 2 of 2)

PIPER AIRCRAFT, INC.
PA-34-220T
AIRPLANE PARTS CATALOG

Figure and Index Number	Part Number	Nomenclature	No. Req.	Serial Numbers Affected
46	39563 100785 (R)	DRAWING - Pitot Static System Installation DRAWING - Pitot Static System Installation		3447001 thru 3447029 3449001 and up
5	96392-008	HEAD ASSY - Pitot - Heated	1	3447001 thru 3447029
5	85463-006	HEAD ASSY - Pitot - Heated	1	3449001 thru 3449310, 3449312 and up (without Entegra)
5	85463-008	HEAD ASSY - Pitot - Heated	1	3449311, 3449323 and up (with Entegra)
-5A	56832-007	* TUBE ASSY	1	3449001 thru 3449310, 3449312 and up (without Entegra)
-5A	56832-008	* TUBE ASSY	1	3449311, 3449323 and up (with Entegra)
5B	550-823	** TUBE ASSY - (46609-000)	1	
5C	99057-004	* HEAD - Pitot (464-388)	1	3447001 thru 3447029
-5D	464-440	* HEATER	1	3447001 thru 3447029
-5E	464-441	* HEATER	1	3447001 thru 3447029
-5F	488-463	* TERMINAL	1	3447001 thru 3447029
-5G	588-330	* TERMINAL - socket	1	3447001 thru 3447029
-5H	153-638	* WIRE	AR	3447001 thru 3447029
-5J	179-763	* SEALANT - (RTV106)	AR	3447001 thru 3447029
-5K	565-375	* HOUSING - (1-480351-0)	1	3447001 thru 3447029
-5L	565-376	* HOUSING - (1-480349-0)	1	3447001 thru 3447029
-5M	585-012	* SPLICE - (327583)	1	3447001 thru 3447029
-5N	85463-003	* MAST ASSY - Pitot tube	1	3449001 and up
-5P	420-216	* RIVET - (MS20470AD4-4)	10	3449001 and up
-5Q	407-041	* LOCKWASHER - (MS35338-41)	4	3449001 and up
10	556-105	* CONNECTOR	1	3447001 thru 3447029
15	63913-034	* HOSE - Pitot Air	1	3447001 thru 3447029
20	488-722	* CABLE - (MS3367-4-9)	1	3447001 thru 3447029
25	83368-002	VALVE ASSY - Manifold Pitot Static	1	
30	492-100	* VALVE ASSY - Alternate Static Air (CCA-7450)	1	
35	78039-000	FITTING ASSY - Static Line Vent	2	
40	35574-000	SUMP ASSY - Pitot Pressure	1	
45	492-241	* VALVE - Drain	2	
50	488-310	* TEE - (MS20826-3D)	2	
55	455-173	* COUPLING - (AN910-1D)	2	
60	35696-002	* ELBOW - Pitot -Static	2	
-60A	454-934	* CLAMP	2	
-60B	463-390	* GROMMET - (1659)	2	
65	95153-020	TUBE ASSY - Static Air	1	
70	95153-079	TUBE ASSY - Static Air	1	
75	95153-168	TUBE ASSY - Static Air	1	
80	95153-169	TUBE ASSY - Static Air	1	
85	95153-170	TUBE ASSY - Static Air	1	
90	95153-171	TUBE ASSY - Static Air	1	
95	95153-173	TUBE ASSY - Static Air	1	
100	95153-101	TUBE ASSY - Static Air (Number required is 2 if dual instruments are installed.)	AR	3447001 thru 3447029 3449001 thru 3449310, 3449312 and up (without Entegra)

- ITEM NOT ILLUSTRATED

When ordering, always specify Part Number, Description, and Serial Number of Aircraft

PIPER AIRCRAFT, INC.
PA-34-220T
AIRPLANE PARTS CATALOG

Figure and Index Number	Part Number	Nomenclature	No. Req.	Serial Numbers Affected
46-				
-100A	95153-158	TUBE ASSY - Static Air (Used if encoding altimeter is installed.)	1	3449001 thru 3449310, 3449312 and up (without Entegra)
105	95153-032	TUBE ASSY - Static Air	1	3447001 thru 3447029 3449001 thru 3449310, 3449312 and up (without Entegra)
110	95153-094	TUBE ASSY - Pitot Air	1	
115	37343-038	TUBE ASSY - Pitot Air	1	
120	95153-172	TUBE ASSY - Pitot Air	1	
125	39573-010	TUBE ASSY - Static Air	1	3447001 thru 3447029
-125A	39573-038	TUBE ASSY - Static Air	1	3449001 thru 3449310, 3449312 and up (without Entegra)
130	39573-011	TUBE ASSY - Pitot Air	1	
135	39573-012	TUBE ASSY - Pitot Air (Used of dual instruments are installed.)	1	3447001 thru 3449029 3449001 thru 3449310, 3449312 and up (without Entegra)
-137	DELETED			
-138	DELETED			
140	39573-013	TUBE ASSY - Static Air	1	
145	39573-014	TUBE ASSY - Static Air (Used of dual instruments are installed.)	1	3447001 thru 3447029 3449001 thru 3449310, 3449312 and up (without Entegra)
150	39573-015	TUBE ASSY - Static Air (Used of dual instruments are installed.)	1	3447001 thru 3447029 3449001 thru 3449310, 3449312 and up (without Entegra)
155	39573-016	TUBE ASSY - Static Air	1	3447001 thru 3447029
-155A	39573-039	TUBE ASSY - Static Air	1	3449001 thru 3449310, 3449312 and up (without Entegra)
160	39573-030	TUBE ASSY - Static Air (Used of dual instruments are installed.)	1	3447001 thru 3447029 3449001 thru 3449310, 3449312 and up (without Entegra)
165	39573-018	TUBE ASSY - Static Air	1	3447001 thru 3447029 3449001 thru 3449310, 3449312 and up (without Entegra)
170	63913-106	HOSE - Pitot Air	1	
175	63913-106	HOSE - Pitot Air	1	3449001 and up
180	63913-198	HOSE - Pitot Air	1	3447001 thru 3447029 3449001 thru 3449310, 3449312 and up (without Entegra)
185	65165-091	TUBE - Pitot Air (Number required is 2 if dual instruments are installed.)	1	
190	84013-042	HOSE - Pitot Air	1	3449001 and up
195	85462-003	ADAPTER - Pitot Air	1	3449001 and up
200	85456-002	SENSOR	1	3449001 and up

- ITEM NOT ILLUSTRATED

When ordering, always specify Part Number, Description, and Serial Number of Aircraft

Revised: September 10, 2008

PIPER AIRCRAFT, INC.
PA-34-220T
AIRPLANE PARTS CATALOG

Figure and Index Number	Part Number	Nomenclature	No. Req.	Serial Numbers Affected
46-				
-205	599-012	ENCODER (SEE FIG. 100 FOR DETAILS)	REF	3449152 and up
-210	37813-002	PLATE ASSY - Encoder Mount (SEE FIG. 100 FOR DETAILS)	REF	3449152 and up
215	63211-000	TUBE ASSY - Encoder to Transducer Hose (SEE FIG. 100 FOR DETAILS)	REF	3449152 and up
-220	63913-115	HOSE - Encoder (SEE FIG. 100 FOR DETAILS)	REF	3449152 and up
-225	79636-004	TUBE - Encoder Hose to Tee (SEE FIG. 100 FOR DETAILS)	REF	3449152 and up
-230	583-335	PLACARD - Pilot Altimeter (35669-154)	1	3449152 and up (without Entegra)
-235	99121-000	PLACARD ASSY - Alternate Static (optional) (Mounted left of control wheel)	AR	3449001 and up
240	69042-000	GASKET - Heated Pitot Head	1	3447001 thru 3447029
245	35507-002	COVER - Sump Assy, Pitot Static Drain	1	
245A	35507-000	* COVER - Pitot Static Drain	1	
245B	582-614	* PLACARD - Pitot Static System Drain (69669-115)	1	
250	491-049	UNION - (AN815-3D) (Used if single instruments are installed.)	1	
-250A	488-315	TEE - (AN824-3D) (Used if dual instruments are installed.)	1	
255	491-049	UNION - (AN815-3D)	2	
260	458-879	ELBOW - (AN821-3D) (Used if VSI is not installed.)	1	
-260A	488-310	TEE - (MS20826-3D) (Used if VSI is installed.)	1	
265	458-879	ELBOW - (AN821-3D) (Used if single instruments are installed.)	1	
-265A	488-315	TEE - (AN824-3D) (Used if dual instruments are installed.)	1	
270	458-879	ELBOW - (AN821-3D)	2	
275	488-315	TEE - (AN824-3D)	3	
280	491-059	UNION - (AN832-3D)	1	
-280A	477-617	NUT - (AN924-3D)	1	
-280B	690-620	WASHER - (NAS1149F0632P)	2	
285	558-807	ELBOW - (MS20822-3D)	2	
290	458-888	ELBOW - (MS20823-3D)	2	
295	691-218	TEE - (MS20825-3D) (Used if dual instruments are installed.)	1	3447001 thru 3447029 3449001 thru 3449310, 3449312 and up (without Entegra)
300	691-225	TEE - (MS20826-3D) (Quantity of 1 used with Entegra.)	2	
305	654-096	CLAMP	5	
310	688-296	SWITCH - Heated Pitot (8941K699)	1	3447001 thru 3447029 3449001 thru 3449310, 3449312 and up (without Entegra)
-310A	89848-007	CAP - (654-449)	1	3449001 thru 3449310, 3449312 and up (without Entegra)

- ITEM NOT ILLUSTRATED

When ordering, always specify Part Number, Description, and Serial Number of Aircraft

**PIPER AIRCRAFT, INC.
PA-34-220T
AIRPLANE PARTS CATALOG**

Figure and Index Number	Part Number	Nomenclature	No. Req.	Serial Numbers Affected
46-				
-310B	472-200	LAMP	2	3447001 thru 3447029 3449001 thru 3449310, 3449312 and up (without Entegra)
315	583-538	PLACARD - Static Vents (87336-002)	REF	
-316	DELETED			
-317	DELETED			
-318	DELETED			
320	102641-104	TUBE ASSY	1	3449311, 3449323 and up (with Entegra)
325	102641-005	TUBE ASSY	1	3449311, 3449323 and up (with Entegra)
330	102641-106	TUBE ASSY	1	3449311, 3449323 and up (with Entegra)
335	102641-107	TUBE ASSY	1	3449311, 3449323 and up (with Entegra)
340	102641-108	TUBE ASSY	1	3449311, 3449323 and up (with Entegra)
345	102660-005	BRACKET	1	3449311, 3449323 and up (with Entegra)
350	63913-163	HOSE	2	3449311, 3449323 and up (with Entegra)
-350A	554-778	CLAMP	2	3449311, 3449323 and up (with Entegra)
-350B	602-828	CONNECTOR - (PMC1703)	2	3449311, 3449323 and up (with Entegra)
355	554-778	CLAMP	1	3449311, 3449323 and up (with Entegra)
-360	DELETED			
365	455-417	CROSS	1	3449311, 3449323 and up (with Entegra)

- ITEM NOT ILLUSTRATED

When ordering, always specify Part Number, Description, and Serial Number of Aircraft

Revised: September 10, 2008

**PIPER AIRCRAFT, INC.
PA-34-220T
AIRPLANE PARTS CATALOG**

**PAGES 1I14 THRU 1J12
INTENTIONALLY BLANK**

**PIPER AIRCRAFT, INC.
PA-34-220T
AIRPLANE PARTS CATALOG**

**SECTION VII
POWERPLANT GROUP**

Reissued: December 10, 2006

PIPER AIRCRAFT, INC.
PA-34-220T
AIRPLANE PARTS CATALOG

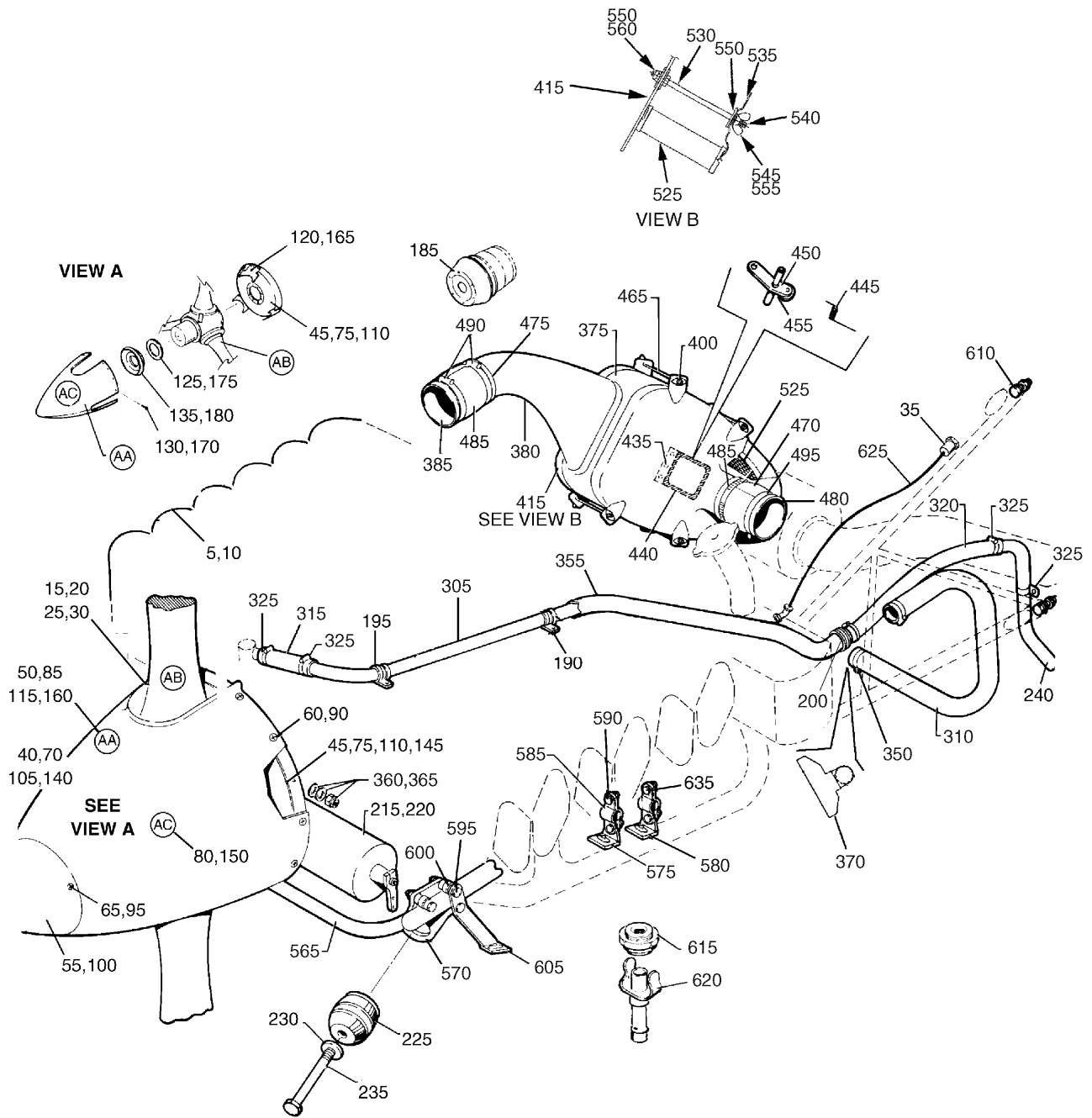


Figure 47. Power Plant Installation

PIPER AIRCRAFT, INC.
PA-34-220T
AIRPLANE PARTS CATALOG

Figure and Index Number	Part Number	Nomenclature	No. Req.	Serial Numbers Affected
47	39640 (M)	DRAWING - Power Plant Installation		3447001 thru 3447029
	100710 (W)	DRAWING - Power Plant Installation		3449001 and up
	37033 (U)	DRAWING - Propeller, Spinner and Governor Installation (Two-Blade)		3447001 thru 3447029
	87294 (D)	DRAWING - Propeller, Spinner and Governor Installation (Three-Blade)		3447001 thru 3447029
	100710 (K)	DRAWING - Propeller, Spinner and Governor Installation (Two-Three-Blade)		3449001 and up
	37032 (AD)	DRAWING - Air Induction System Installation		3447001 thru 3447029
	37111 (F)	DRAWING - Engine Mount Installation		
5	39641-008	ENGINE ASSY - Continental - (TSIO-360-KB-28B) Left (Reference Piper Service Bulletin #1191, - latest revision.)	1	3447001 thru 3447029
-5A	39641-009	ENGINE ASSY - Continental - (LTSIO-360-KB-14B) Right (Reference Piper Service Bulletin #1191, - latest revision.)	1	3447001 thru 3447029
10	100711-004	ENGINE ASSY - Continental - (TSIO-360-RB-1B) Left (Slick Mags) (Reference Piper Service Bulletin #1184 & #1191, - latest revision.) (Replacement of Slick Mags with TCM Mags is optional)	1	3449001 and up
10	100711-006	ENGINE ASSY - Continental - (TSIO-360-RB-3B) Left (TCM Mags)	1	3449001 and up
-10A	100711-005	ENGINE ASSY - Continental - (LTSIO-360-RB-1B) Right (Slick Mags) (Reference Piper Service Bulletin #1184 & #1191, - latest revision.) (Replacement of Slick Mags with TCM Mags is optional)	1	3449001 and up
-10A	100711-007	ENGINE ASSY - Continental - (LTSIO-360-RB-2B) Right (TCM Mags)	1	3449001 and up
15	551-003	PROPELLER ASSY - Hartzell, Two-Blade, Left (SEE FIGURE 52 FOR COMPONENT PARTS)	1	3447001 thru 3447029
-15A	551-004	PROPELLER ASSY - Hartzell, Two-Blade, Right (SEE FIGURE 52 FOR COMPONENT PARTS)	1	3447001 thru 3447029
20	551-005	PROPELLER ASSY - McCauley, Three-Blade, Left (SEE FIGURE 53 FOR COMPONENT PARTS)	1	3447001 thru 3447029
-20A	551-006	PROPELLER ASSY - McCauley, Three-Blade, Right (SEE FIGURE 53 FOR COMPONENT PARTS)	1	3447001 thru 3447029
25	551-042	PROPELLER ASSY - Hartzell, Two-Blade, Left	1	3449001 and up
-25A	551-041	PROPELLER ASSY - Hartzell, Two-Blade, Right	1	3449001 and up
30	551-039	PROPELLER ASSY - McCauley, Three-Blade, Left	1	3449001 and up
-30A	551-040	PROPELLER ASSY - McCauley, Three-Blade, Right	1	3449001 and up
35	84652-002	SENSOR ASSY - Tachometer	2	3449001 and up
35	87706-003	GENERATOR ASSY - Tachometer	2	3447001 thru 3447029
-35A	151-296	LOCK - Tachometer	2	
40	37138-000	SPINNER ASSY - Two-Blade, Left - (#C2285-2)	1	3447001 thru 3447029
-40A	37138-001	SPINNER ASSY - Two-Blade, Right - (#C2285-2L)	1	3447001 thru 3447029
45	453-989	* BULKHEAD UNIT - Spinner - (37138-005)	1	3447001 thru 3447029
50	37138-002	* DOME - Spinner, Left - (#C2284-2)	1	3447001 thru 3447029
-50A	37138-003	* DOME - Spinner, Right - (#C2284-2L)	1	3447001 thru 3447029
55	554-337	* CAP - Spinner, Left and Right - (37138-004)	1	3447001 thru 3447029
60	415-379	* SCREW - (MS51958-63) (Used with Hartzell propeller assembly only.)	12	3447001 thru 3447029
-60A	756-669	* WASHER - (A-1020) (Used with Hartzell propeller assembly only.)	12	3447001 thru 3447029
65	414-763	* SCREW - (AN507-832R8) (Used with Hartzell propeller assembly only.)	3	3447001 thru 3447029
70	37138-006	SPINNER ASSY - Two-Blade, Left (Item not available. Order separate components.)	1	3449001 and up
-70A	37138-007	SPINNER ASSY - Two-Blade, Right (Item not available. Order separate components.)	1	3449001 and up
75	587-740	* BULKHEAD UNIT - Spinner - (37138-013)	1	3449001 and up
80	37138-008	* DOME KIT - Spinner (Complete), Left	1	3449001 and up
-80A	37138-009	* DOME KIT - Spinner (Complete), Right	1	3449001 and up
85	37138-010	* * DOME - Spinner, Left - (#C2284-4P)	1	3449001 and up

- ITEM NOT ILLUSTRATED

When ordering, always specify Part Number, Description, and Serial Number of Aircraft

Revised: December 10, 2009

PIPER AIRCRAFT, INC.
PA-34-220T
AIRPLANE PARTS CATALOG

Figure and Index Number	Part Number	Nomenclature	No. Req.	Serial Numbers Affected
47-				
-85A	37138-011	** DOME - Spinner, Right - (#C2284-4LP)	1	3449001 and up
90	415-379	** SCREW - (MS51958-63) (Used with Hartzell propeller assembly only.)	12	3449001 and up
-90A	756-669	** WASHER - (A-1020) (Used with Hartzell propeller assembly only.)	12	3449001 and up
95	414-793	** SCREW - (MS24693-S50) (Used with Hartzell propeller assembly only.)	3	3449001 and up
100	37138-012	** CAP - Spinner, Left and Right - (#B3242P)	1	3449001 and up
105	587-105	SPINNER ASSY - Three-Blade, Left and Right	1	3447001 thru 3447029
-105A	585-238	SPINNER ASSY - Three-Blade, Left and Right (Polished)	1	3447001 thru 3447029
110	758-702	* BULKHEAD UNIT - Spinner - (D-5688)	1	3447001 thru 3447029
115	754-629	* DOME - Spinner - (D-4986-1)	1	3447001 thru 3447029
120	754-913	* FILLET - Spinner - (B-5689)	3	3447001 thru 3447029
125	762-360	* SPACER - Spinner Support - (B-3863) (Used with McCauley propeller assembly only.)	AR	3447001 thru 3447029
130	763-720	* WASHER - (A-1638-5) (Used with McCauley propeller assembly only.)	36	3447001 thru 3447029
-130A	767-258	* SCREW - (A-1635-126) (Used with McCauley propeller assembly only.)	36	3447001 thru 3447029
135	762-359	* SUPPORT - Spinner - (C-3862) (Used with McCauley propeller assembly only.)	1	3447001 thru 3447029
140	100738-002	SPINNER ASSY - Three-Blade, Left and Right (Item not available. Order separate components.)	1	3449001 and up
145	100738-005	* BULKHEAD KIT - Spinner (Complete)	1	3449001 and up
-146	652-341	** BULKHEAD KIT	1	3449001 and up
-147	755-167	*** BULKHEAD GASKET - (B-7796), one each side	2	3449001 and up
-148	755-147	*** BULKHEAD GASKET - Metal	2	3449001 thru 3449145
-149	767-256	*** SCREW - (A-1635-78)	6	3449001 and up
-150	776-003	*** O-RING - (A-1633-3)	2	3449001 and up
-151	762-588	*** O-RING	2	3449001 thru 3449145
155	651-666	* DOME KIT - Spinner (Complete)	1	3449001 and up
160	754-689	** DOME - Spinner - (D-7257)	1	3449001 and up
165	754-912	** FILLET - Spinner - (C-7310)	3	3449001 and up
170	763-720	** WASHER - (A-1638-5) (Used with McCauley propeller assembly only.)	24	3449001 and up
-170A	767-257	** SCREW - (A-1635-133) (Used with McCauley propeller assembly only.)	24	3449001 and up
175	762-360	** SPACER - Spinner Support - (B-3863) (Used with McCauley propeller assembly only.)	6	3449001 and up
180	767-259	** SUPPORT - Spinner - (C-7313) (Used with McCauley propeller assembly only.)	1	3449001 and up
185	98400-000	HEAT SHIELD - Engine Mount	1	3447001 thru 3447029
190	454-977	CLAMP	1	3447001 thru 3447029
-190A	65003-003	BUSHING	1	3447001 thru 3447029
-190B	415-545	SCREW - (MS35206-254)	1	3447001 thru 3447029
195	554-738	CLAMP - (MS21919-WH32)	1	3447001 thru 3447029
-195A	454-977	CLAMP	1	3447001 thru 3447029
200	434-131	GROMMET - (MS35489-20)	2	3447001 thru 3447029
-205	— - —	DELETED		
-210	— - —	DELETED		
215	37845-010	GOVERNOR ASSY - Propeller, Left	1	3447001 thru 3447029
-215A	37845-015	GOVERNOR ASSY - Propeller, Right	1	3447001 thru 3447029
220	463-256	GOVERNOR ASSY - Propeller, Left - (37845-016)	1	3449001 and up
-220A	463-257	GOVERNOR ASSY - Propeller, Right - (37845-017)	1	3449001 and up
225	470-908	MOUNT - Engine - (J9613-58)	4	

- ITEM NOT ILLUSTRATED

When ordering, always specify Part Number, Description, and Serial Number of Aircraft

PIPER AIRCRAFT, INC.
PA-34-220T
AIRPLANE PARTS CATALOG

Figure and Index Number	Part Number	Nomenclature	No. Req.	Serial Numbers Affected
47-				
230	62833-099	WASHER	4	
235	401-546	BOLT - (AN7-46A)	4	
-235A	690-630	WASHER - (NAS1149F0763P)	4	
-235B	404-891	NUT - (MS20365-720C)	4	
240	37190-000	TUBE - Engine Breather	1	3447001 thru 3447029; 3449001 thru 3449004
240	101362-002	TUBE - Engine Breather	1	3449005 and up
-240A	454-868	CLAMP - (engine breather tube)	1	
-240B	454-977	CLAMP - (breather tube to eng. mount)	1	3449005 and up
-240C	404-526	NUT - (MS21042-3) (breather tube to eng. mount)	1	3449005 and up
-240D	411-532	SCREW - (MS35207-263) (breather tube to eng. mount)	1	3449001 and up
-240E	690-609	WASHER - (NAS1149F0332P) (breather tube to eng. mount)	1	3449005 and up
-241	37654-000	BRACKET - Oil Breather Tube	1	3447001 thru 3447029; 3449001 thru 3449004
-241A	411-532	SCREW - (MS35207-263)	3	3449001 thru 3449004
-241B	690-612	WASHER - (NAS1149F0363P)	3	3449001 thru 3449004
-241C	406-443	NUT - (NAS679A3W)	3	3449001 thru 3449004
-245	566-317	HOSE - (From Wastegate to Firewall) (97499-033)	1	3449001 and up
-245A	37659-000	ELBOW - Fuel Drain	1	3449001 and up
-245B	690-630	WASHER - (NAS1149F0763P)	1	3449001 and up
-245C	477-618	NUT - (AS5178D04)	1	3449001 and up
-245D	553-860	CLAMP	1	3449001 and up
-250	555-411	CONNECTOR RING - (on wastegate oil hoses)	1	
-250A	488-702	STRAP - (MS3367-1-9) (on wastegate oil hoses)	2	
-255	101231-002	HEAT SHIELD - (on RH rear mount)	1	3449001 and up
-260	101231-003	HEAT SHIELD - (on LH rear mount)	1	3449001 and up
-260A	654-168	CLAMP - (MS21919-WH15)	2	3449001 and up
-260B	411-532	SCREW - (MS35207-263)	2	3449001 and up
-260C	690-612	WASHER - (NAS1149F0363P) (2 between shield & clamp, 1 under nut)	3	3449001 and up
-260D	406-443	NUT - (NAS679A3W)	2	3449001 and up
-265	37688-000	BRACKET	1	3449001 and up
-265A	411-531	SCREW - (MS35207-262)	2	3449001 and up
-265B	690-609	WASHER - (NAS1149F0332P)	2	3449001 and up
-265C	406-443	NUT - (NAS679A3W)	2	3449001 and up
-265D	454-868	CLAMP	1	3449001 and up
-265E	434-133	GROMMET - (MS35489-12) (next to 37688-000 bracket)	3	3449001 and up
-270	690-502	PLATE, Split Mounting - (4E3172)	2	3449001 and up
-275	692-100	SHEAVE - Alternator Drive	1	3449001 and up
-280	554-885	CLAMP	1	3449001 and up
-285	434-142	GROMMET - (MS35489-22) (ignition harness)	1	3449001 and up
-285A	65653-018	SLEEVING - (ignition harness)	1	3449001 and up
-290	— - —	DELETED		
-295	— - —	DELETED		
-300	680-786	COTTER PIN - (901200) (servo idle arm linkage)	AR	3449001 and up
305	67700-149	TUBE ASSY - Engine Breather	1	3447001 thru 3447029
-305A	83744-188	TUBE ASSY - Engine Breather	1	3449001 and up
310	63633-137	HOSE - Alternator Cooling	1	3447001 thru 3447029
-310A	554-710	CLAMP - (hose to engine mount)	1	3447001 thru 3447029
-310B	454-977	CLAMP - (hose to engine mount)	1	3447001 thru 3447029
-310C	411-532	SCREW - (MS35207-263) (hose to engine mount)	1	3447001 thru 3447029
-310D	404-526	NUT - (MS21042-3) (hose to engine mount)	1	3447001 thru 3447029
315	63913-118	HOSE - Engine Breather	1	3447001 thru 3447029
-315A	63913-219	HOSE - Engine Breather	1	3449001 and up
-315B	454-997	CLAMP - (engine breather)	2	3449001 and up
320	63913-176	HOSE - Engine Breather	1	

- ITEM NOT ILLUSTRATED

When ordering, always specify Part Number, Description, and Serial Number of Aircraft

Revised: December 10, 2009

PIPER AIRCRAFT, INC.
PA-34-220T
AIRPLANE PARTS CATALOG

Figure and Index Number	Part Number	Nomenclature	No. Req.	Serial Numbers Affected
47-				
-320A	434-140	GROMMET - (MS35489-135)	1	3449001 and up
-320B	454-997	CLAMP - (engine breather)	2	3449001 and up
325	454-997	CLAMP - (SAE TY A-1 1/16)	4	3447001 thru 3447029
350	554-925	CLAMP - (SAE TY F-24)	4	3447001 thru 3447029
355	63913-146	HOSE - Engine Breather - Firesleeve	1	3447001 thru 3447029
-355A	63913-220	HOSE - Engine Breather - Firesleeve	1	3449001 and up
360	407-559	WASHER - (AN960-5)	4	
		(Used with Hartzell propeller assembly only.)		
-360A	690-628	WASHER - (NAS1149F0563P)	4	
		(Used with McCauley propeller assembly only.)		
365	404-531	NUT - (MS21042-5)	4	
370	89446-002	COVER ASSY - Alternator	1	3447001 thru 3447029
375	37032-004	BOX ASSY - Air Induction	1	3447001 thru 3447029
380	37032-008	* INTAKE ASSY	1	3447001 thru 3447029
385	37032-028	* COVER ASSY	1	3447001 thru 3447029
-390	404-392	* NUT - (AN320-3)	2	3447001 thru 3447029
-395	400-667	* BOLT - (AN23-20)	2	3447001 thru 3447029
400	484-305	* RECEPTACLE - (1127701)	4	3447001 thru 3447029
-405	690-612	* WASHER - (NAS1149F0363P)	2	3447001 thru 3447029
-410	63900-168	* BUSHING	2	3447001 thru 3447029
415	37032-003	COVER ASSY - Air Induction box	1	3447001 thru 3447029
415	100718-006	AIRBOX COVER ASSY	1	3449001 and up
-420	37032-005	* COVER	1	3447001 thru 3447029
-425	401-279	* BOLT - (AN3-25A)	1	3447001 thru 3447029
-430	404-526	* NUT - (MS21042-3)	1	3447001 thru 3447029
435	23809-007	* DOOR ASSY - Air Induction	1	3447001 thru 3447029
440	23809-004	** GASKET - Rubber Sponge	1	3447001 thru 3447029
445	24582-000	** SPRING - Door	1	3447001 thru 3447029
450	69074-005	* LEVER ASSY - Air Induction	1	3447001 thru 3447029
455	23810-004	* SPACER	1	3447001 thru 3447029
-460	63900-096	* BUSHING	1	3447001 thru 3447029
465	487-724	* STUD - (1126010-123)	4	3447001 thru 3447029
-465A	494-060	* WASHER - (1127700)	4	3447001 thru 3447029
470	37032-025	SUPPORT	4	3447001 thru 3447029
475	37032-027	SLEEVE - (3.25" diameter)	1	3447001 thru 3447029
480	37032-026	SLEEVE - (3.00" diameter)	1	3447001 thru 3447029
485	554-866	CLAMP - (SAE TY F-48SS)	1	3447001 thru 3447029
490	554-762	CLAMP - (SAE TY F-52SS)	2	3447001 thru 3447029
495	554-641	CLAMP - (MS21920-26)	1	3447001 thru 3447029
-500	100712-005	INTERCOOLER DUCT	1	3449001 and up
-500A	690-612	WASHER - (NAS1149F0363P)	12	3449001 and up
-500B	400-438	BOLT - (AN3-4A)	12	3449001 and up
-505	100712-006	INTERCOOLER DUCT - (with valve)	1	3449001 and up
-505A	400-438	BOLT - (AN3-4A)	6	3449001 and up
-505B	690-612	WASHER - (NAS1149F0363P)	6	3449001 and up
-510	566-320	DUCT - (10525-109)	1	3449001 and up
-510A	554-576	CLAMP	2	3449001 and up
-515	100739-002	SUPPORT - Intercooler duct	1	3449001 and up
-515A	411-532	SCREW - (MS35207-263)	1	3449001 and up
-515B	690-609	WASHER - (NAS1149F0332P)	1	3449001 and up
-520	566-315	HOSE - (99849-027)	1	3449001 and up
-520A	454-848	CLAMP	2	3449001 and up
525	460-632	FILTER - Air (89308-000)	1	
		(Reference Piper Service Bulletin #1022, - latest revision.)		
530	95061-308	BUSHING	2	3449001 and up
535	38019-005	CAP - Filter	1	3449001 and up

- ITEM NOT ILLUSTRATED

When ordering, always specify Part Number, Description, and Serial Number of Aircraft

PIPER AIRCRAFT, INC.
PA-34-220T
AIRPLANE PARTS CATALOG

Figure and Index Number	Part Number	Nomenclature	No. Req.	Serial Numbers Affected
47-				
540	38019-003	STUD	2	3449001 and up
545	690-609	WASHER - (NAS1149F0332P)	2	3449001 and up
550	407-800	WASHER - (AN970-3)	1	3449001 and up
555	407-043	LOCKWASHER - (MS35338-43)	2	3449001 and up
-555A	477-668	WINGNUT - (WC-02)	2	3449001 and up
560	404-224	NUT - (AN315-3R)	2	3449001 and up
565	37105-000	MOUNT ASSY - Engine (Reference Piper Service Bulletin #1184, - latest revision.)	1	
570	37107-000	BRACKET - Engine Mount	4	
575	37656-000	BRACKET ASSY - Cowl Support	2	3447001 thru 3447029
580	100756-002	BRACKET ASSY - Right Outboard, Left Outboard	1	3449001 and up
-580A	100756-003	BRACKET ASSY - Left Outboard, Right Outboard	1	3449001 and up
585	37657-000	CLAMP - Cowl Support	4	
590	401-266	BOLT - (AN3-5A)	4	
-590A	690-612	WASHER - (NAS1149F0363P)	4	
-590B	404-526	NUT - (MS21042-3)	4	
595	400-014	BOLT - (AN4-21A)	12	
600	407-565	WASHER - (AN960-416)	12	
-600A	404-888	NUT - (MS20365-428C)	12	
605	37658-000	BRACKET ASSY - Cowl Support, Left and Right Engine Outboard	1	
-605A	37658-001	BRACKET ASSY - Cowl Support, Left and Right Engine Inboard	1	
610	401-392	BOLT - (AN6-10A)	4	
-610A	407-567	WASHER - (AN960-616)	4	
-610B	477-563	NUT - (MS21045-6)	4	
615	492-283	VALVE - Oil Quick Drain - (BJ107)	2	
620	481-357	PROBE - Oil Quick Drain - (107B1)	1	
625	486-690	SHAFT - Tachometer Generator	2	3447001 thru 3447029

- ITEM NOT ILLUSTRATED

When ordering, always specify Part Number, Description, and Serial Number of Aircraft

Revised: December 10, 2009

PIPER AIRCRAFT, INC.
PA-34-220T
AIRPLANE PARTS CATALOG

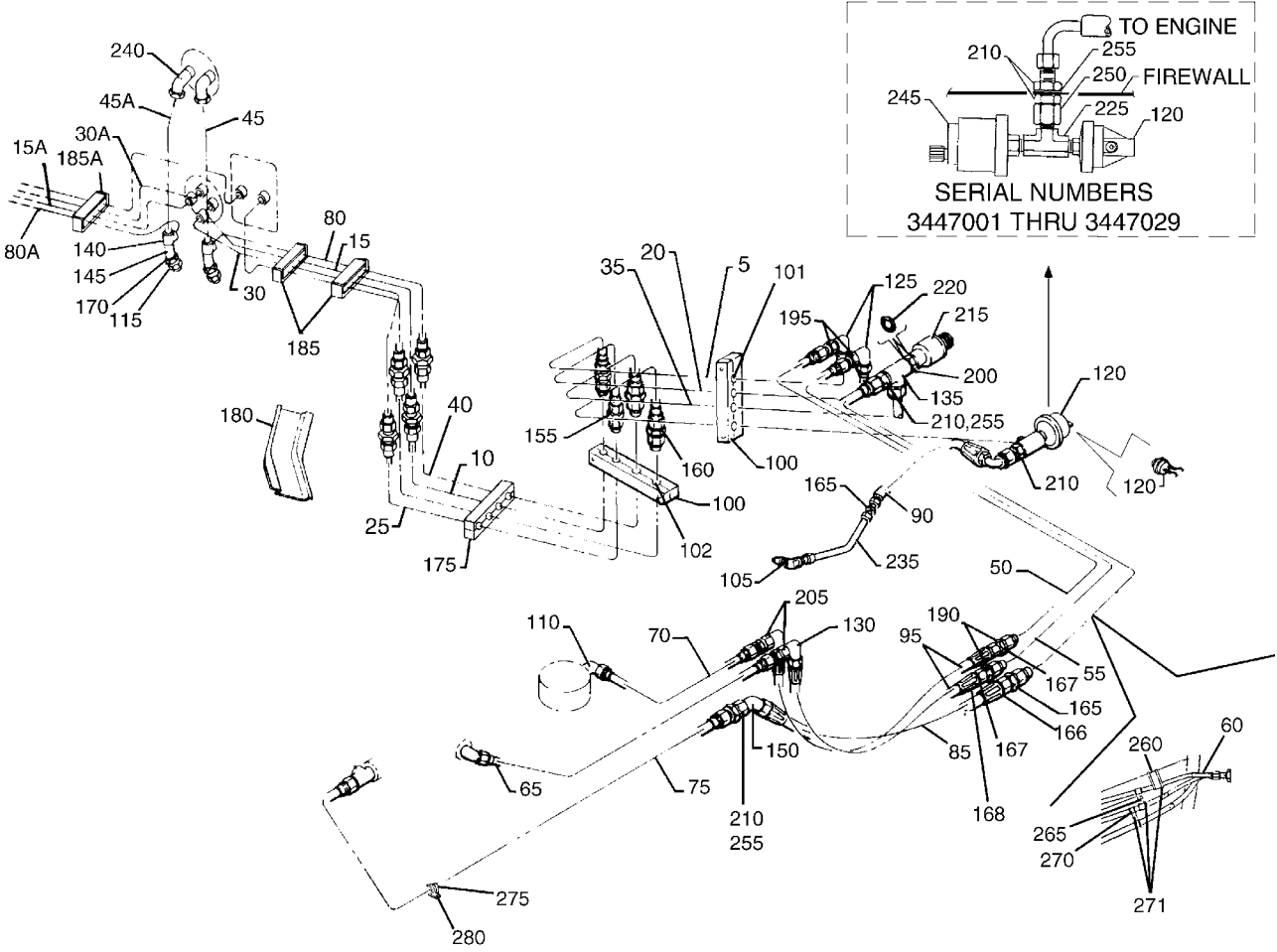


Figure 48. Engine Instrument Lines Installation
 Seneca IV (3447001 thru 3447029)

PIPER AIRCRAFT, INC.
PA-34-220T
AIRPLANE PARTS CATALOG

Figure and Index Number	Part Number	Nomenclature	No. Req.	Serial Numbers Affected
48	39565 (R)	DRAWING - Engine Instrument Lines Installation		3447001 thru 3447029
5	37343-014	TUBE ASSY - Fuel Flow Pressure, Nacelle, Left	1	
-5A	37343-015	TUBE ASSY - Fuel Flow Pressure, Nacelle, Right	1	
10	39573-023	TUBE ASSY - Fuel Flow Pressure, Wing, Left	1	
-10A	39573-029	TUBE ASSY - Fuel Flow Pressure, Wing, Right	1	
15	39573-034	TUBE ASSY - Fuel Flow Pressure, Panel, Left	1	
15A	39573-032	TUBE ASSY - Fuel Flow Pressure, Panel, Right	1	
20	37343-018	TUBE ASSY - Fuel Flow Vent, Nacelle, Left	1	
-20A	37343-019	TUBE ASSY - Fuel Flow Vent, Nacelle, Right	1	
25	39573-025	TUBE ASSY - Fuel Flow Vent, Wing, Left	1	
25A	39573-027	TUBE ASSY - Fuel Flow Vent, Wing, Right	1	
30	39573-033	TUBE ASSY - Fuel Flow Vent, Panel, Left	1	
30A	39573-031	TUBE ASSY - Fuel Flow Vent, Panel, Right	1	
35	37343-006	TUBE ASSY - Manifold Pressure, Nacelle, Left	1	
-35A	37343-007	TUBE ASSY - Manifold Pressure, Nacelle, Right	1	
40	39573-022	TUBE ASSY - Manifold Pressure, Wing, Left	1	
-40A	39573-026	TUBE ASSY - Manifold Pressure, Wing, Right	1	
45	39573-037	TUBE ASSY - Manifold Pressure, Panel, Left	1	
45A	39573-003	TUBE ASSY - Manifold Pressure, Panel, Right	1	
50	37343-020	TUBE ASSY - Fuel Flow Pressure, Engine	2	
55	37343-021	TUBE ASSY - Fuel Flow Vent, Engine	2	
60	37343-022	TUBE ASSY - Manifold Pressure, Engine	2	
65	37343-039	TUBE ASSY - Fuel Flow Vent, Engine	2	
70	37343-032	TUBE ASSY - Fuel Flow Pressure, Engine	2	
75	37343-034	TUBE ASSY - Manifold Pressure, Engine	2	
80	39573-036	TUBE ASSY - Manifold Pressure, Panel to Wing, Left	1	
-80A	39573-035	TUBE ASSY - Manifold Pressure, Panel to Wing, Right	1	
85	63901-041	HOSE ASSY - Manifold Pressure, Engine	2	
90	97499-004	HOSE ASSY - Oil Pressure	2	
95	63901-081	HOSE ASSY - Fuel Flow Pressure and Vent	4	
100	37344-003	SUPPORT - Half	12	
101	415-632	SCREW (MS35206-332)	8	
-101A	407-563	WASHER (AN960-8)	8	
-101B	404-529	NUT (MS21042-08)	8	
102	415-540	SCREW (MS35206-250)	4	
-102A	407-563	WASHER (AN960-8)	8	
105	68778-000	ELBOW - Restricted	2	
110	37390-002	ELBOW - Restricted	2	
115	492-241	VALVE	2	
120	587-956	SWITCH - Oil Pressure (76062-15), Left Engine	1	
-120A	588-206	SWITCH - Oil Pressure (76072-15), Right Engine	1	
125	458-933	ELBOW - (AN833-2)	4	
130	458-847	ELBOW - (AN833-3)	4	
135	588-479	TEE - (AN784-4)	2	
140	488-316	TEE - (AN826-4D)	2	
145	458-946	ELBOW - (AN915-1D)	2	
150	458-938	ELBOW - (AN837-4)	2	
155	491-048	UNION - (AN815-2D)	4	
160	491-050	UNION - (AN815-4D)	2	
165	491-055	UNION - (AN815-4)	6	
166	454-935	CLAMP	2	
-166A	411-532	SCREW (MS35207-263)	2	
-166B	407-564	WASHER (AN960-10)	2	
-166C	404-526	NUT (MS21042-3)	2	

- ITEM NOT ILLUSTRATED

When ordering, always specify Part Number, Description, and Serial Number of Aircraft

Revised: March 10, 2008

PIPER AIRCRAFT, INC.
PA-34-220T
AIRPLANE PARTS CATALOG

Figure and Index Number	Part Number	Nomenclature	No. Req.	Serial Numbers Affected
48-				
167	454-933	CLAMP	4	
-167A	411-533	SCREW - (MS35207-264)	2	
-167B	690-612	WASHER - (NAS1149F0363P)	2	
-167C	404-526	NUT - (MS21042-3)	2	
168	454-868	CLAMP	2	
170	455 173	COUPLING - (AN910-1D)	2	
175	87202-002	BRACKET - Instrument Lines, Left	1	
-175A	87202-003	BRACKET - Instrument Lines, Right	1	
180	87214-002	COVER - Instrument Lines, Left	1	
-180A	87214-003	COVER - Instrument Lines, Right	1	
185	39572-002	SUPPORT ASSY - Instrument Lines, Left	2	
185A	39572-004	SUPPORT ASSY - Instrument Lines, Right	3	
190	484-162	REDUCER - (AN919-0)	2	
195	477-627	NUT - (AS5178-02)	4	
-195A	407-625	WASHER - (AN960-516)	8	
200	491-050	UNION - (AN815-4D)	2	
205	477-628	NUT - (AS5178-03)	4	
-205A	690-629	WASHER - (NAS1149F0663P)	4	
210	477-629	NUT - (AS5178-04)	8	
215	587-008	PRESSURE SWITCH - (214C40-1-49)	2	
220	484-842	O-RING - (MS29512-04)	4	
235	95153-181	TUBE ASSY - Oil Pressure	2	
240	476-648	UNION - (AN816-4D)	2	
245	86684-002	SENDER - Oil Pressure	2	
250	557-580	CONNECTOR - (4-WGTX-S)	2	
255	690-630	WASHER - (NAS1149F0763P)	8	
260	454-977	CLAMP	4	
265	454-929	CLAMP	4	
270	454-927	CLAMP	12	
271	411-532	SCREW - (MS35207-263)	6	
-271A	690-612	WASHER - (NAS1149F0363P)	6	
-271B	404-526	NUT - (MS21042-3)	9	
275	454-929	CLAMP	2	
280	411-532	SCREW - (MS35207-263)	2	
-280A	690-612	WASHER - (NAS1149F0363P)	2	
-280B	404-526	NUT - (MS21042-3)	2	
-285	39572-003	BRACKET	10	
-290	39572-005	BRACKET	2	
-295	39572-006	BRACKET	2	
-300	690-618	WASHER - (NAS1149FN816P)	13	
-305	415-538	WASHER - (MS35206-248)	13	
-310	404-529	NUT - (MS21042-08)	13	

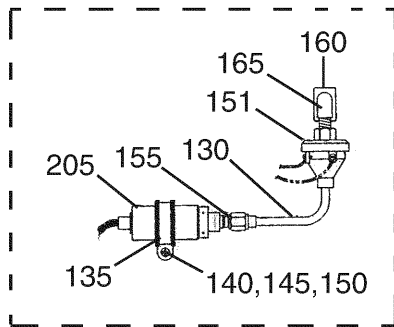
- ITEM NOT ILLUSTRATED

When ordering, always specify Part Number, Description, and Serial Number of Aircraft

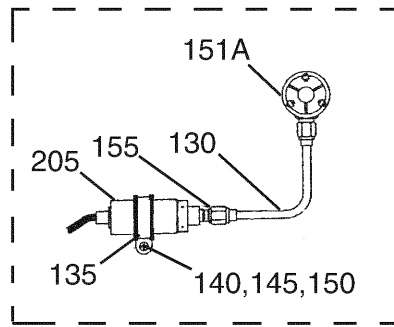
**PIPER AIRCRAFT, INC.
PA-34-220T
AIRPLANE PARTS CATALOG**

THIS PAGE INTENTIONALLY LEFT BLANK

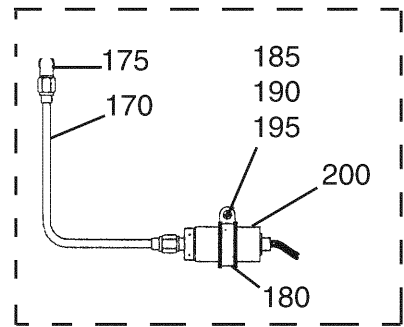
PIPER AIRCRAFT, INC.
PA-34-220T
AIRPLANE PARTS CATALOG



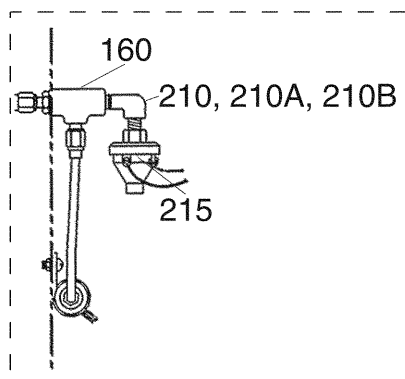
LEFT NACELLE



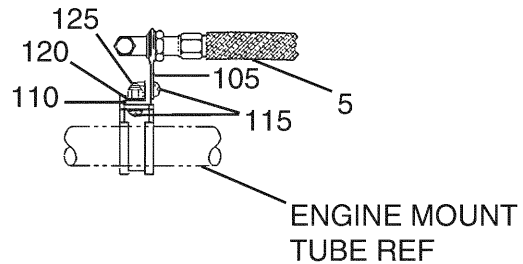
RIGHT NACELLE



BOTH NACELLES



3449161, 3449301 and up
L & R



ENGINE MOUNT
TUBE REF

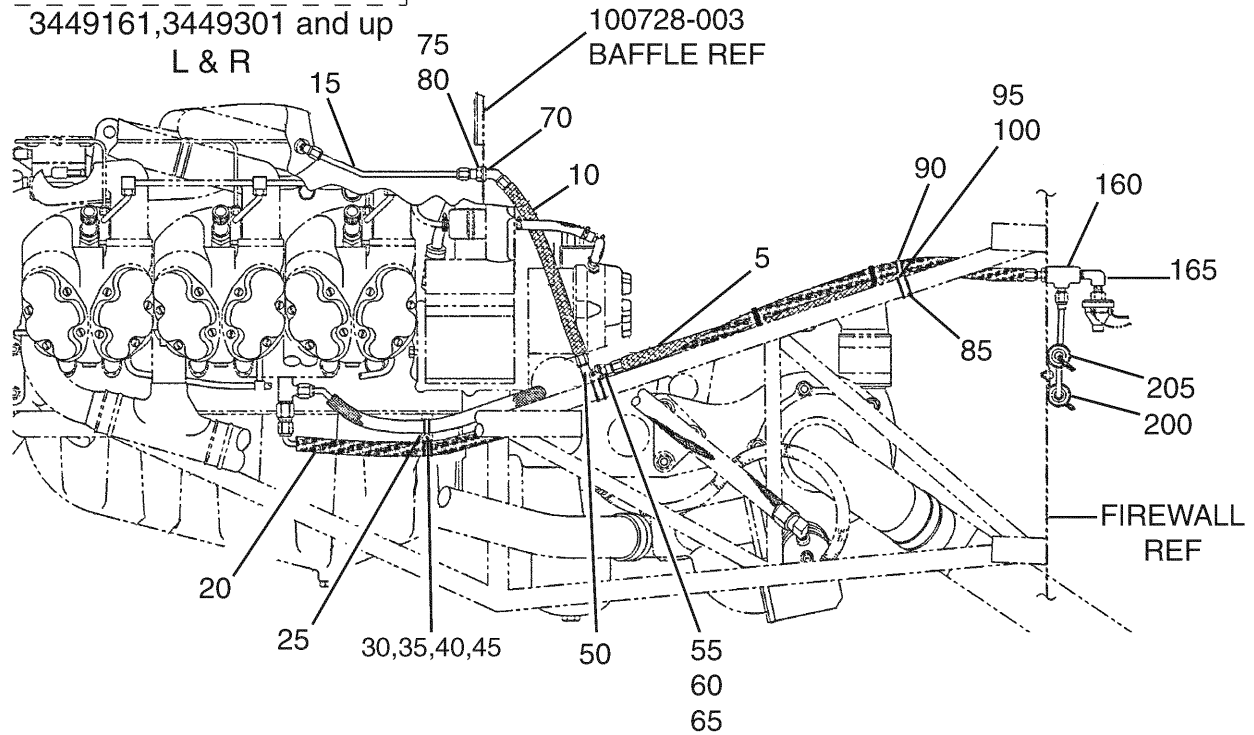


Figure 48A. Engine Instrument Lines Installation
Seneca V (3449001 and up)

PIPER AIRCRAFT, INC.
PA-34-220T
AIRPLANE PARTS CATALOG

Figure and Index Number	Part Number	Nomenclature	No. Req.	Serial Numbers Affected
48A	100766 (F)	DRAWING - Engine Instrument Lines Installation		3449001 and up
5	63901-167	HOSE ASSY - Manifold Pressure Engine	2	
10	63901-166	HOSE ASSY - Manifold Pressure Engine	2	
15	83744-185	TUBE ASSY - Manifold Pressure Engine	2	
20	63901-165	HOSE ASSY - Oil Pressure	2	
25	100714-002	SUPPORT	2	
30	454-868	CLAMP - L&R	2	
-30A	454-935	CLAMP - L&R	2	
35	411-532	SCREW - (MS35207-263) L&R	2	
40	690-609	WASHER - (NAS1149F0332P) L&R	2	
45	404-526	NUT - (MS21042-3) L&R	2	
50	488-383	TEE - (AN834-4D)	2	
55	100767-002	FITTING	2	
60	690-630	WASHER - (NAS1149F0763P)	4	
65	477-618	NUT - (AS5178D04)	2	
70	458-910	ELBOW - (AS1040D0404)	2	
75	690-630	WASHER - (NAS1149F0763P)	4	
80	477-618	NUT - (AS5178D04)	2	
85	554-775	CLAMP - L&R	2	
90	454-935	CLAMP - L&R	2	
95	411-532	SCREW - (MS35207-263) L&R	2	
100	404-526	NUT - (MS21042-3) L&R	2	
105	455-016	CLAMP - (794-16R1)	2	
110	100767-003	BRACKET	2	
115	415-535	SCREW - (MS35206-245)	4	
120	690-618	WASHER - (NAS1149FN816P)	6	
125	506-627	NUT - (MS21042-L08)	4	
130	83744-187	TUBE ASSY - Oil Pressure	2	
135	554-775	CLAMP	2	
140	411-533	SCREW - (MS35207-264)	2	
145	690-609	WASHER - (NAS1149F0332P)	2	
150	404-526	NUT - (MS21042-3)	2	
151	587-956	SWITCH - (76062-15), Left Nacelle	1	
151A	588-206	SWITCH - (76072-15), Right Nacelle	1	
155	455-288	CONNECTOR - (C5255X4)	2	
160	79038-000	FITTING (SEE NOTE 1)	2	
-160A	477-629	NUT - (AS5178-04)	2	
-160B	690-630	WASHER - (NAS1149F0763P)	4	
165	558-790	ELBOW - (AS4854-01)	1	3449001 thru 3449160, 3449162 thru 3449300
170	83744-186	TUBE ASSY - Manifold Pressure	2	3449001 thru 34493160, 3449162 thru 3449300
170	83744-255	TUBE ASSY - Manifold Pressure	2	3449161, 3449301 and up
175	458-934	ELBOW - (AN833-4)	2	3449001 thru 3449160, 3449162 thru 3449300
-175A	477-629	NUT - (AS5178-04)	1	
-175B	690-630	WASHER - (NAS1149F0463P)	2	
180	554-775	CLAMP	2	
185	411-533	SCREW - (MS35207-264)	2	
190	690-609	WASHER - (NAS1149F0332P)	2	
195	404-526	NUT - (MS21042-3)	2	
200	599-592	TRANSDUCER - Manifold Pressure (Reference Piper Service Letter #1108, - latest revision.)	2	

- ITEM NOT ILLUSTRATED

When ordering, always specify Part Number, Description, and Serial Number of Aircraft

Revised: September 10, 2008

PIPER AIRCRAFT, INC.
PA-34-220T
AIRPLANE PARTS CATALOG

Figure and Index Number	Part Number	Nomenclature	No. Req.	Serial Numbers Affected
48A-				
205	599-594	TRANSDUCER - Oil Pressure	2	
210	559-091	ELBOW - (4X6EFS)	2	3449161, 3449301 and up
210A	477-629	NUT - (AS5178-04)	2	3449161, 3449301 and up
210B	690-630	WASHER - (NAS1149F0763P)	2	3449161, 3449301 and up
215	602-514	PRESSURE SWITCH, Left and Right (R214C-40-1-175)	2	3449161, 3449301 and up

NOTES:

1. QUANTITY OF 4 USED ON SERIAL NUMBERS 3449161, 3449301 and UP.

- ITEM NOT ILLUSTRATED

When ordering, always specify Part Number, Description, and Serial Number of Aircraft

Revised: September 10, 2008

**PIPER AIRCRAFT, INC.
PA-34-220T
AIRPLANE PARTS CATALOG**

THIS PAGE INTENTIONALLY LEFT BLANK

PIPER AIRCRAFT, INC.
PA-34-220T
AIRPLANE PARTS CATALOG

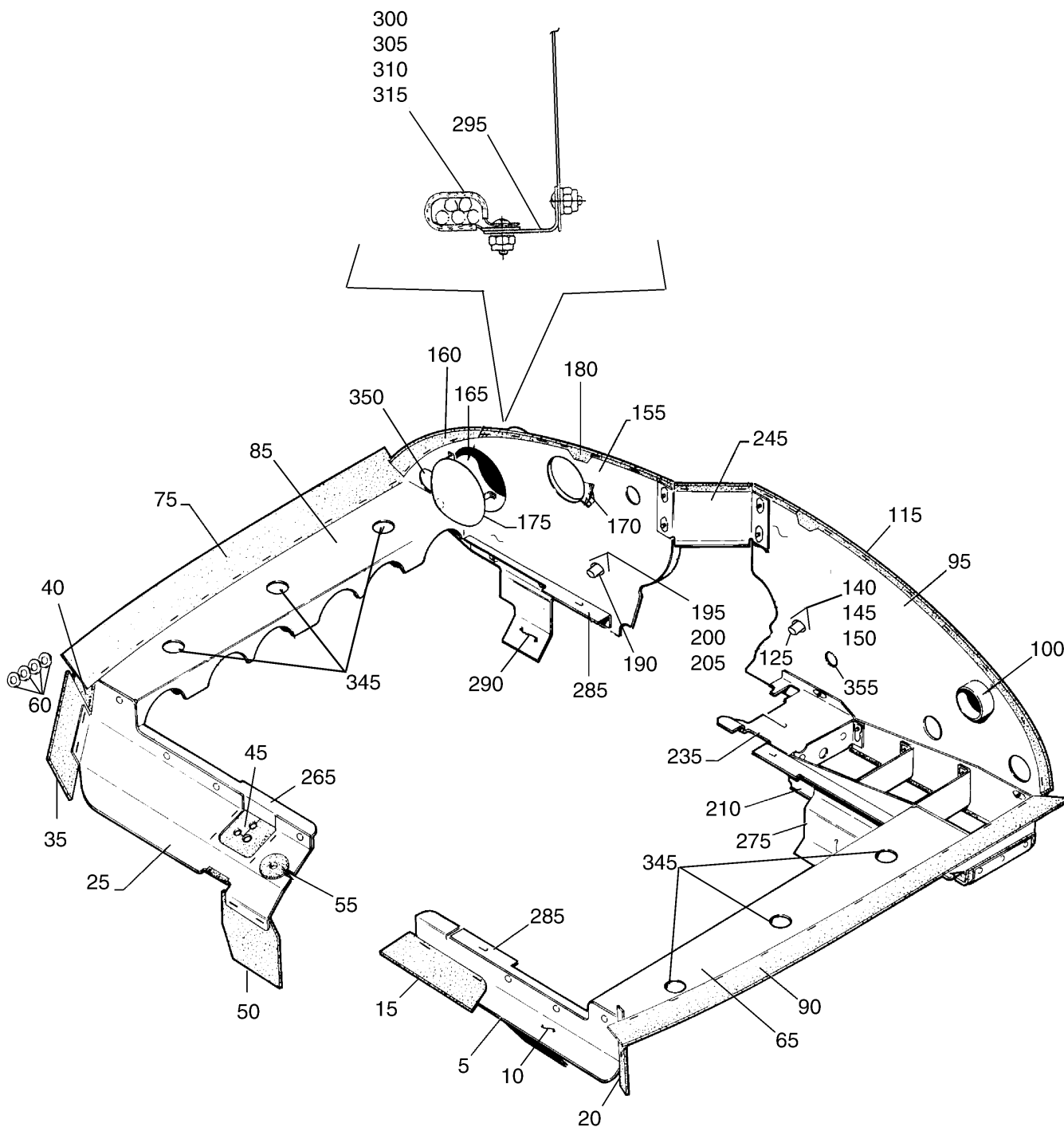


Figure 49. Engine Baffle Installation
Seneca IV (3447001 thru 3447029)

PIPER AIRCRAFT, INC.
PA-34-220T
AIRPLANE PARTS CATALOG

Figure and Index Number	Part Number	Nomenclature	No. Req.	Serial Numbers Affected
49	37495 (N)	DRAWING - Engine Baffle Installation		3447001 thru 3447029
5	37119-000	BAFFLE ASSY - Left Forward, Left and Right Engines	2	
10	37119-002	* BAFFLE	1	
15	37116-002	* SEAL	1	
20	37116-009	* SEAL	1	
25	37121-000	BAFFLE ASSY - Right Forward, Left and Right Engines	2	
-30	37121-002	* BAFFLE	1	
35	37116-004	* SEAL	1	
40	37116-010	* SEAL	1	
45	37116-012	* SEAL	1	
50	37116-013	* SEAL	1	
55	434-160	* GROMMET - (MS35489-8S)	1	
60	407-581	* WASHER - (AN960-4L)	4	
65	37125-000	BAFFLE ASSY - Left Side, Left and Right Engines	2	
-70	37125-002	* BAFFLE	1	
75	37116-005	* SEAL	1	
-80	37124-000	* BRACKET	3	
85	37122-000	BAFFLE ASSY - Right Side, Left and Right Engines	2	
-86	37122-002	* BAFFLE	1	
90	37116-005	* SEAL	1	
-91	37124-000	* BRACKET	1	
95	37120-008	BAFFLE ASSY - Left Side Aft, Left and Right Engines	2	
100	37598-000	* FLANGE ASSY - Left Side, Rear Baffle	1	
-105	37598-002	** TUBE	1	
-110	37598-004	** FLANGE	1	
115	87705-003	* SEAL	1	
120	37120-009	* BAFFLE	1	
125	85357-002	* TUBE ASSY - Magneto Cooling	1	
-130	85357-003	** PLATE	1	
-135	85357-004	** TUBE	1	
140	400-437	* BOLT	2	
145	407-564	* WASHER	2	
150	404-534	* NUT	2	
155	37175-006	BAFFLE ASSY - Right Side Aft, Left and Right Engines	2	
160	37116-011	* SEAL	1	
165	37177-000	* ADAPTER TUBE	1	
170	37189-000	* STIFFENER	1	
175	37142-000	* DEFLECTOR ASSY	1	
180	87705-002	* SEAL	1	
185	37175-007	* BAFFLE	1	
190	85357-002	* TUBE ASSY - Magneto Cooling (SEE ITEM 125 FOR BKDWN)	1	
195	400-437	* BOLT	2	
200	407-564	* WASHER	2	
205	404-534	* NUT	2	
210	37126-000	BAFFLE ASSY - Oil Cooler, Left Aft	2	
-215	37126-002	* BAFFLE	1	
-220	37116-006	* SEAL	1	
225	37116-008	* SEAL	1	
-230	37126-014	* CLIP	1	
235	37179-000	BAFFLE ASSY - Oil Cooler, Inboard Engine	2	
-240	37179-002	* BAFFLE	1	

- ITEM NOT ILLUSTRATED

When ordering, always specify Part Number, Description, and Serial Number of Aircraft

Revised: September 10, 2008

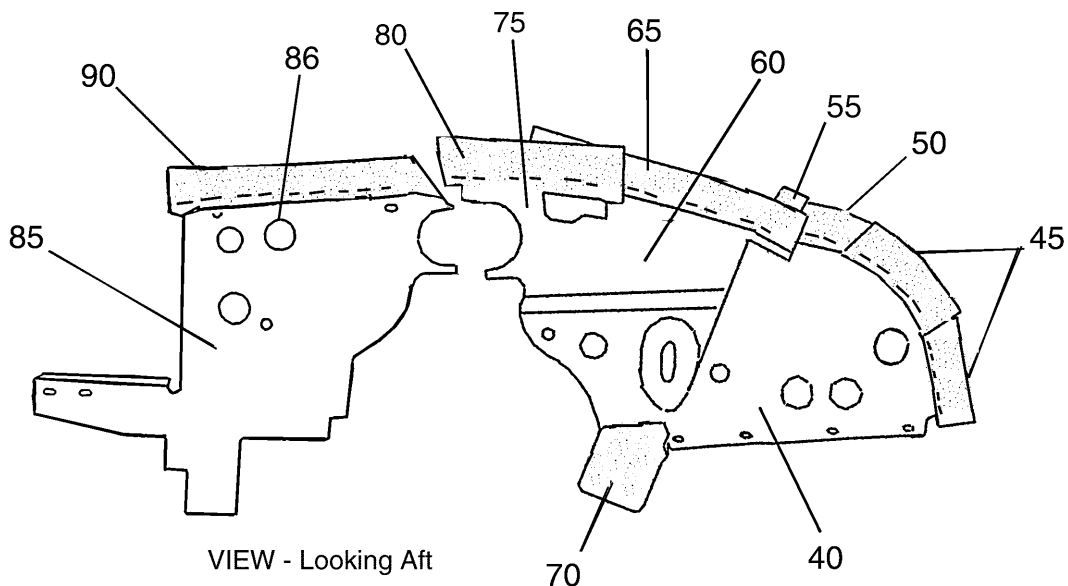
PIPER AIRCRAFT, INC.
PA-34-220T
AIRPLANE PARTS CATALOG

Figure and Index Number	Part Number	Nomenclature	No. Req.	Serial Numbers Affected
49-				
245	37178-003	BRACKET ASSY - Engine Baffle, Aft	2	
-250	37178-002	* BRACKET	1	
-255	37116-007	* SEAL	1	
-260	87705-004	* SEAL	1	
265	37464-000	BAFFLE ASSY - Right Front, Left and Right Engines	2	
-270	37464-002	* BAFFLE	1	
275	37512-000	BAFFLE ASSY - Left Rear, Left and Right Engines	2	
-280	37512-002	* BAFFLE	1	
285	37463-000	BAFFLE ASSY - Left Front and Right Rear, Left and Right Engines	4	
290	37463-002	* BAFFLE	2	
295	37688-000	BRACKET	1	
300	407-564	WASHER - (AN960-10)	1	
305	404-526	NUT - (MS21042-3)	1	
310	411-534	SCREW - (MS35207-265)	1	
315	554-881	CLAMP	1	
-320	407-674	WASHER - (AN960-C10)	25	
-325	411-531	SCREW - (MS35707-262)	25	
-330	407-675	WASHER - (AN960-C416)	6	
-335	407-136	WASHER - (AN936-A416)	6	
-340	418-417	SCREW - 1/4-20NC3 X 1/2 LG. (HEX HD. CAP SCREW, CAD PLATED)	6	
345	434-158	GROMMET - (MS35489-12S)	6	
350	434-197	GROMMET - (MS35489-22S)	2	
355	434-189	GROMMET - (MS35489-134)	1	

- ITEM NOT ILLUSTRATED

When ordering, always specify Part Number, Description, and Serial Number of Aircraft

PIPER AIRCRAFT, INC.
PA-34-220T
AIRPLANE PARTS CATALOG



AFT BAFFLE INSTALLATION
(3449001 AND UP)

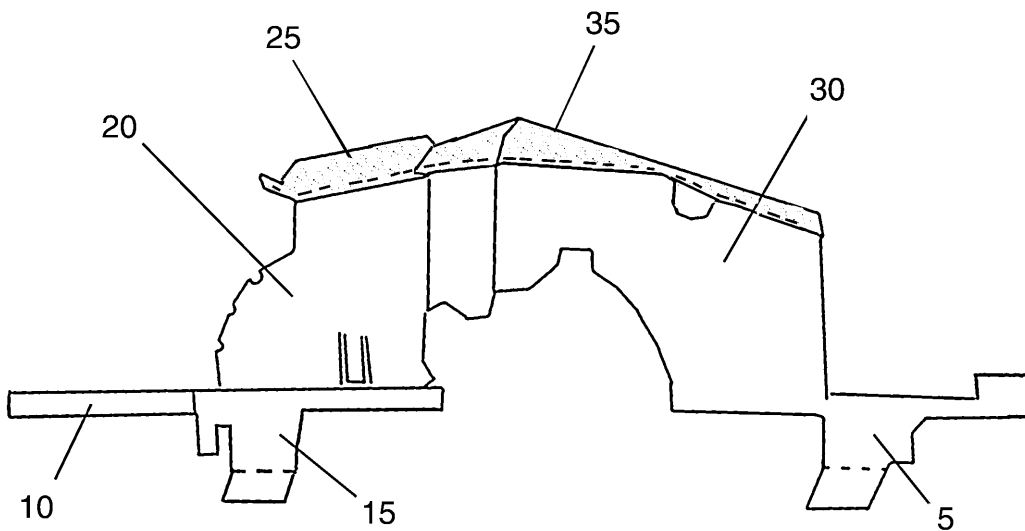


Figure 49A. Forward and Aft Baffle Installation
(Sheet 1 of 2)

Revised: September 10, 2009

PIPER AIRCRAFT, INC.
PA-34-220T
AIRPLANE PARTS CATALOG

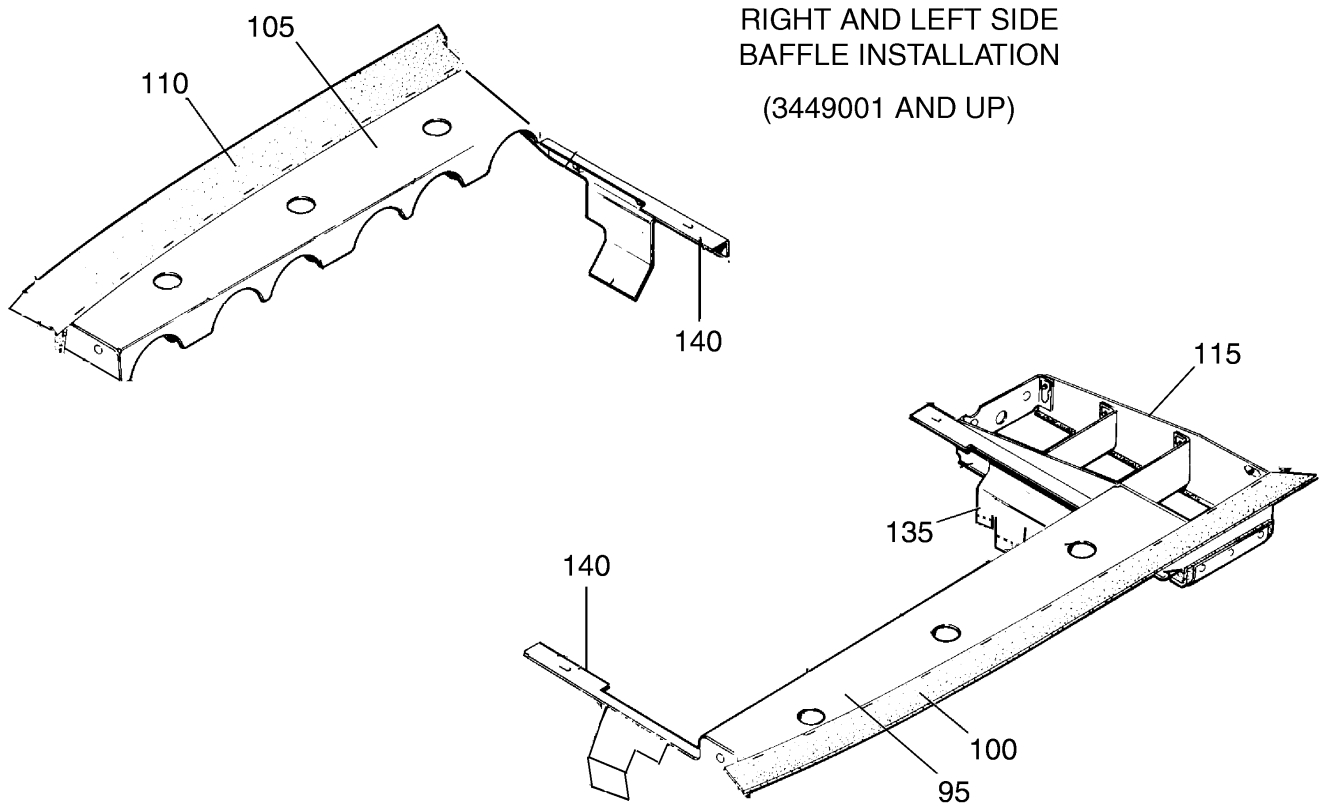


Figure 49A. Side Baffle Installation
(Sheet 2 of 2)

PIPER AIRCRAFT, INC.
PA-34-220T
AIRPLANE PARTS CATALOG

Figure and Index Number	Part Number	Nomenclature	No. Req.	Serial Numbers Affected
49A	100710 (W)	DRAWING - Engine Baffle Installation		3449001 and up
5	100725-012	BAFFLE ASSY - Left Forward (Left and Right Engines)	2	
10	100725-015	BAFFLE ASSY - Right Forward Shelf (Left and Right Engines)	2	
15	100725-014	BAFFLE ASSY - Right Front (Left and Right Engines)	2	
20	100726-002	BAFFLE ASSY - Right Front (Left and Right Engines)	2	
25	100732-011	* SEAL	1	
30	100726-004	BAFFLE ASSY - Left Front (Left and Right Engines)	2	
35	100732-012	* SEAL	1	
40	100728-017	BAFFLE ASSY - Left Rear (Left and Right Engines)	2	
45	100732-002	* SEAL	2	
50	100732-003	* SEAL	1	
55	100732-004	* SEAL	1	
60	100728-003	BAFFLE ASSY - Left Rear (Left and Right Engines)	2	
65	100732-005	* SEAL	1	
70	100732-008	* SEAL	1	
75	100728-004	BAFFLE ASSY - Left Rear (Left and Right Engines)	2	
80	100732-007	* SEAL	1	
85	100729-002	BAFFLE ASSY - Right Rear (Left and Right Engines)	2	3449001 thru 3449310, 3449312 and up (without Entegra)
85	100729-011	BAFFLE ASSY - Right Rear (Left and Right Engines) (Required for aircraft without vacuum system)	2	3449311, 3449323 and up (with Entegra)
86	100733-002	* TUBE ASSY	2	3449001 thru 3449310, 3449312 and up (without Entegra)
90	100732-010	* SEAL	1	
95	100731-002	BAFFLE ASSY - Left Side (Left and Right Engines)	2	
100	100732-009	* SEAL	1	
105	100731-003	BAFFLE ASSY - Right Side (Left and Right Engines)	2	
110	100732-009	* SEAL	1	
115	37126-000	BAFFLE ASSY - Oil Cooler, Left Aft	2	
-120	37126-014	* CLIP	1	
-125	37116-006	* SEAL	1	
-130	37116-008	* SEAL	1	
135	37512-000	BAFFLE ASSY - Left Rear (Left and Right Engines)	2	
140	37463-000	BAFFLE ASSY - Right Rear, (Left and Right Engines)	4	
-145	411-532	SCREW - (MS35207-263)	26	
-150	690-612	WASHER - (NAS1149F0363P)	2	
-155	585-043	SPACER - (NAS43 DD3-13FC)	1	
-160	418-419	SCREW - (1/4-20 UNCA x 1/2)	6	
-165	408-051	WASHER - (MS35333-40)	6	
-170	690-664	WASHER - (NAS1149C0463R)	6	
-175	690-609	WASHER - (NAS1149F0332P)	29	
-180	411-533	SCREW - (MS35207-264)	2	
-185	411-531	SCREW - (MS35207-262)	2	
-190	100734-002	ZEE BRACKET	1	
-195	100726-011	BRACKET	1	

- ITEM NOT ILLUSTRATED

When ordering, always specify Part Number, Description, and Serial Number of Aircraft

PIPER AIRCRAFT, INC.
PA-34-220T
AIRPLANE PARTS CATALOG

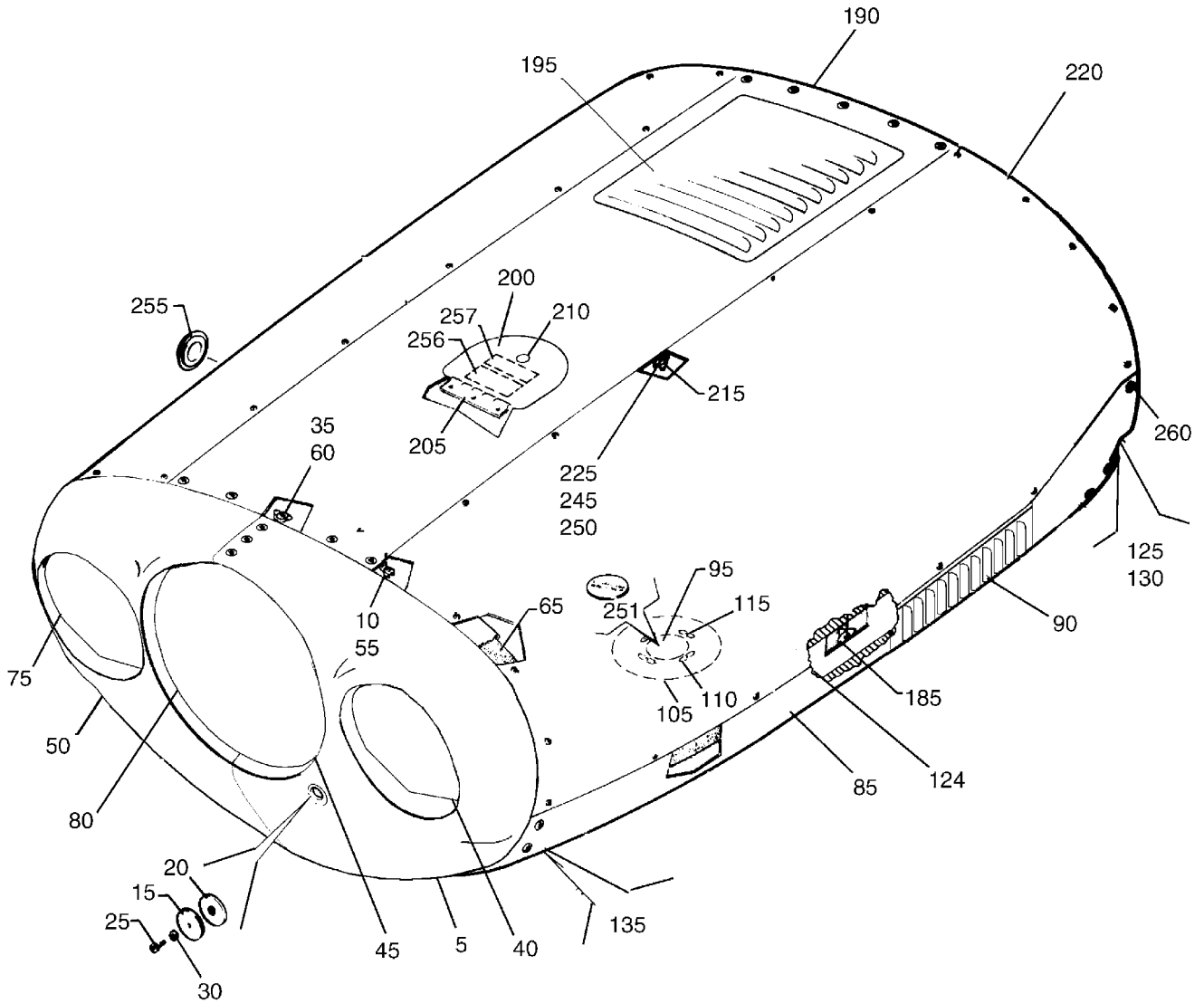


Figure 50. Engine Cowling Assembly
Seneca IV (3447001 thru 3447029)

PIPER AIRCRAFT, INC.
PA-34-220T
AIRPLANE PARTS CATALOG

Figure and Index Number	Part Number	Nomenclature	No. Req.	Serial Numbers Affected
50	37207 (AT) 96567	DRAWING - Engine Cowl Installation DRAWING - Nose Gear Observation - Mirror Installation		3447001 thru 3447029
-1	85352-000	NOSE BOWL ASSY - Complete	1	
5	85352-002	* NOSE BOWL - Left	1	
10	584-019	** RECEPTACLE	5	
15	37030-014	** DISC - Nose Cowl	1	
20	37030-016	** DISC ASSY - Nose Cowl	1	
25	415-532	** SCREW (MS35206-242)	1	
30	407-103	** LOCKWASHER - (AN935-8)	1	
35	506-549	** NUTPLATE - (MS21059L3)	9	
-36	407-561	** WASHER - (AN960-4)	14	
40	37116-018	** SEAL	1	
45	37116-019	** SEAL	1	
-48	85352-007	** WEBBING - (Anti-Squeak)	4	
50	85352-003	* NOSE BOWL - Right	1	
55	584-019	** RECEPTACLE	5	
60	506-549	** NUTPLATE - (MS21059L3)	13	
65	85352-007	** WEBBING - (Anti-Squeak)	4	
-70	407-561	** WASHER - (AN960-4)	13	
75	37116-018	** SEAL	1	
80	37116-019	** SEAL	1	
85	37207-109	BOTTOM COWL ASSY	1	
90	87405-002	* LOUVER	1	
95	37207-020	* COVER	1	
105	37207-033	* DOUBLER ASSY	1	
-106	37207-019	** DOUBLER	1	
110	506-524	** NUTPLATE - (MS21059L08K)	4	
115	415-533	* SCREW - (MS35206-243)	4	
-120	37207-002	* BOTTOM PANEL	1	
124	37207-018	* STIFFENER	1	
125	37207-030	* STIFFENER	1	
130	37207-031	* STIFFENER	1	
135	37207-032	* STIFFENER	1	
-140	37207-044	* STIFFENER	1	
-145	37207-045	* STIFFENER	1	
-150	37207-048	* STIFFENER	1	
-155	37207-049	* STIFFENER	1	
-160	37207-105	* STIFFENER	1	
-165	37207-106	* STIFFENER	1	
-170	37207-042	* GUSSET	2	
-175	37207-051	* ANGLE	1	
-180	37207-052	* DOUBLER	1	
185	484-293	* RECEPTACLE - (1142701)	10	
190	67995-002	TOP PANEL ASSY - Cowl (Reference Piper Service Bulletin #1005, - latest revision.)	2	
195	37207-023	* LOUVER	1	
200	67995-007	* DOOR ASSY - Oil Filter	1	
205	67995-008	** HINGE ASSY - Oil Filter door	1	
210	472-017	** LATCH - Oil Filter Door	1	
215	484-293	* RECEPTACLE - (1142701)	10	
-216	67995-003	* STIFFENER	1	
220	78726-010	PANEL ASSY - Cowl, Left	1	
-220A	78726-011	PANEL ASSY - Cowl, Right	1	
225	587-675	* STUD - Length .78	10	

- ITEM NOT ILLUSTRATED

When ordering, always specify Part Number, Description, and Serial Number of Aircraft

Revised: December 10, 2009

PIPER AIRCRAFT, INC.
PA-34-220T
AIRPLANE PARTS CATALOG

Figure and Index Number	Part Number	Nomenclature	No. Req.	Serial Numbers Affected
50-				
-230	487-684	* STUD - Length .84	7	
-235	487-685	* STUD - Length .87	1	
-240	487-687	* STUD - Length .93	2	
245	463-416	* GROMMET	20	
250	484-755	* RING - Snap	20	
251	35669-011	PLACARD - Oil Drain Probe Location	1	
255	474-365	MIRROR - Nose Gear Observation (Left Nacelle, Inboard)	1	
256	63408-000	PLACARD - Oil Cooler Winterization	1	
257	87339-002	PLACARD - Oil Specification	1	
260	506-525	NUTPLATE - (MS21059-L3K)	2	
-260A	407-584	WASHER - (AN960-10L)	2	
-260B	411-533	SCREW - (MS35207-264)	2	
-265	494-087	WASHER	31	
-270	410-039	SCREW - (MS24694-S51)	31	

- ITEM NOT ILLUSTRATED

When ordering, always specify Part Number, Description, and Serial Number of Aircraft

Revised: December 10, 2009

1K12

**PIPER AIRCRAFT, INC.
PA-34-220T
AIRPLANE PARTS CATALOG**

THIS PAGE INTENTIONALLY LEFT BLANK

PIPER AIRCRAFT, INC.
PA-34-220T
AIRPLANE PARTS CATALOG

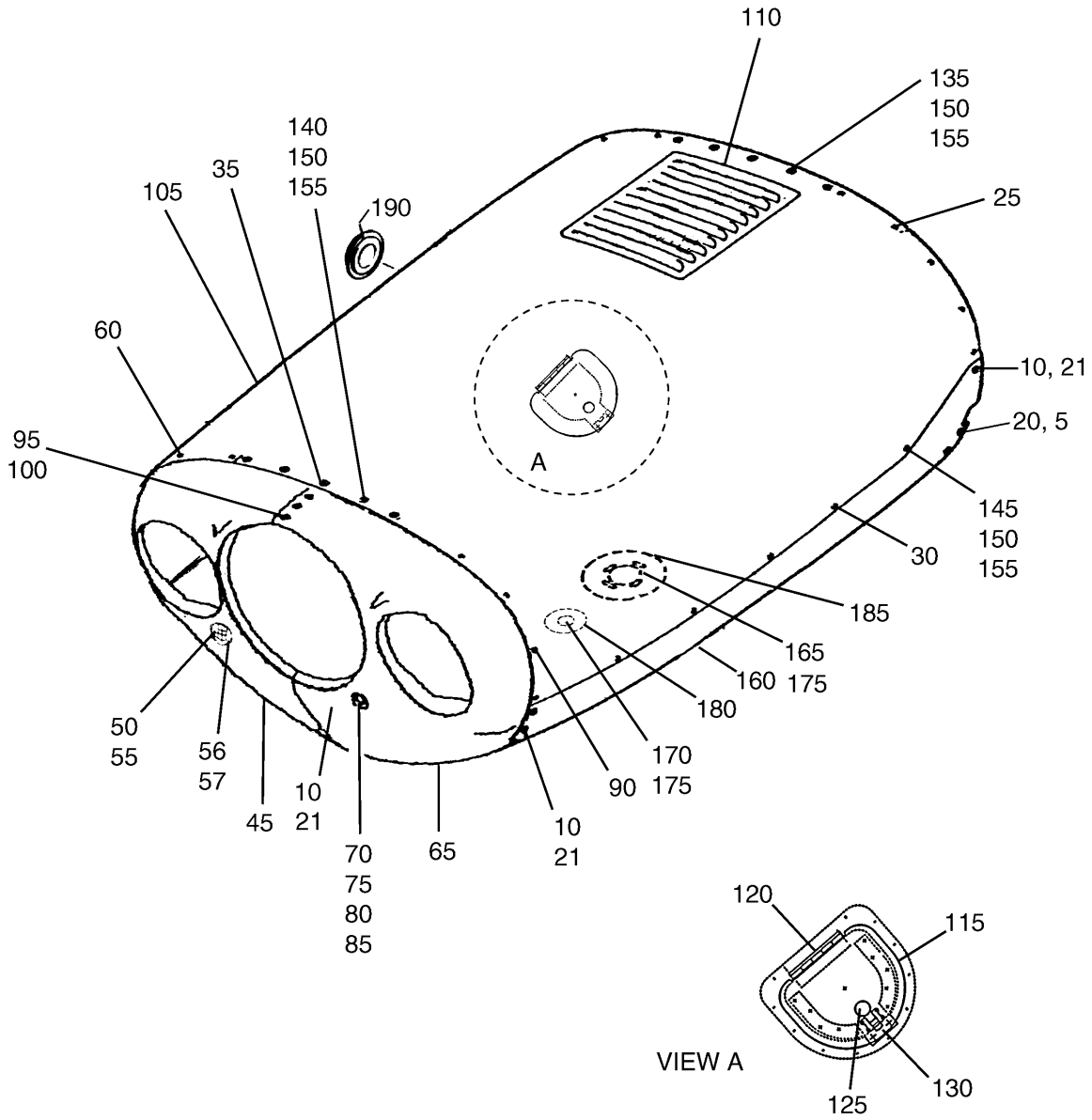


Figure 50A. Engine Cowling Assembly
 Seneca V (3449001 and up)

Revised: December 10, 2009

PIPER AIRCRAFT, INC.
PA-34-220T
AIRPLANE PARTS CATALOG

Figure and Index Number	Part Number	Nomenclature	No. Req.	Serial Numbers Affected
50A	100750 (F) 96567	DRAWING - Cowl Installation DRAWING - Nose Gear Observation - Mirror Installation		3449001 and up
-1	100750-002	COWL INSTALLATION	2	3449001 thru 3449048
-1A	100750-003	COWL INSTALLATION	2	3449049 and up
5	410-039	* SCREW (MS24694-S51)	4	
10	520-059	* SCREW (NAS560HK3-2)	15	
20	494-037	* WASHER	4	
21	508-008	* WASHER	15	
25	487-704	* SCREW ASSY (FX10-1558-1P)	10	3449001 thru 3449048
30	487-728	* SCREW ASSY (FX10-1558-2P)	22	3449001 thru 3449048
35	520-019	* SCREW ASSY (FX10-1558-3P)	1	3449001 thru 3449048
-40	100751-002	* NOSE BOWL ASSY	1	3449001 thru 3449048
-40A	100751-036	* NOSE BOWL ASSY	1	3449049 and up
45	100751-003	** NOSE BOWL ASSY - Right	1	3449001 thru 3449048
-45A	100751-033	** NOSE BOWL ASSY - Right	1	3449049 and up
50	100751-035	*** SCREEN	1	
55	104453-002	*** INLET ASSY	1	
56	484-606	*** RIVET (CCR264SS3-3)	4	
57	690-671	*** WASHER (NAS1149FN216P)	4	
60	484-301	*** RECEPTACLE (FX10-1502-0511)	4	3449001 thru 3449048
-60A	484-293	*** RECEPTACLE (1142701)	5	3449049 and up
65	100751-004	** NOSE BOWL ASSY - Left	1	3449001 thru 3449048
-65A	100751-026	** NOSE BOWL ASSY - Left	1	3449049 and up
70	37030-014	*** DISK	1	
75	37030-016	*** PLATE ASSY	1	
80	415-532	*** SCREW (MS35206-242)	1	
85	407-103	*** WASHER (AN935-8)	1	
90	484-301	*** RECEPTACLE	5	3449001 thru 3449048
-90A	484-293	*** RECEPTACLE	6	3449049 and up
95	410-039	** SCREW (MS24694-S51)	6	3449001 thru 3449048
-95A	520-059	** SCREW (NAS560HK3-2)	6	3449049 and up
100	494-087	** WASHER	6	3449001 thru 3449048
-100A	508-008	** WASHER	6	3449049 and up
105	100754-002	* COWL ASSY - Upper	1	3449001 thru 3449048
-105A	100754-010	* COWL ASSY - Upper	1	3449049 and up
110	37207-023	** LOUVER	1	
115	100799-002	** DOOR ASSY	1	
120	100754-008	** HINGE ASSY (MS20257-4)	1	
125	472-017	** LATCH	1	
130	99094-004	** STRIKER	1	
135	487-733	** STUD ASSY (1142000-5)	10	3449049 and up
140	487-689	** STUD ASSY (1142000-6)	11	3449049 and up
145	486-686	** STUD ASSY (1142000-9)	14	3449049 and up
150	484-755	** RETAINING RING (1142902)	35	3449049 and up
155	463-400	** GROMMET (1142901-3)	35	3449049 and up
160	100755-002	* COWL ASSY - Lower	1	3449001 thru 3449048
-160A	100755-013	* COWL ASSY - Lower	1	3449049 and up
165	100755-006	** COVER	1	
170	37207-020	** COVER	1	
175	415-533	** SCREW (MS35206-243)	11	
180	100755-007	** DOUBLER ASSY	1	
185	100755-008	** DOUBLER ASSY	1	
190	474-365	MIRROR - Nose Gear Observation (Left Nacelle, Inboard)	1	

- ITEM NOT ILLUSTRATED

When ordering, always specify Part Number, Description, and Serial Number of Aircraft

Revised: December 10, 2009

PIPER AIRCRAFT, INC.
PA-34-220T
AIRPLANE PARTS CATALOG

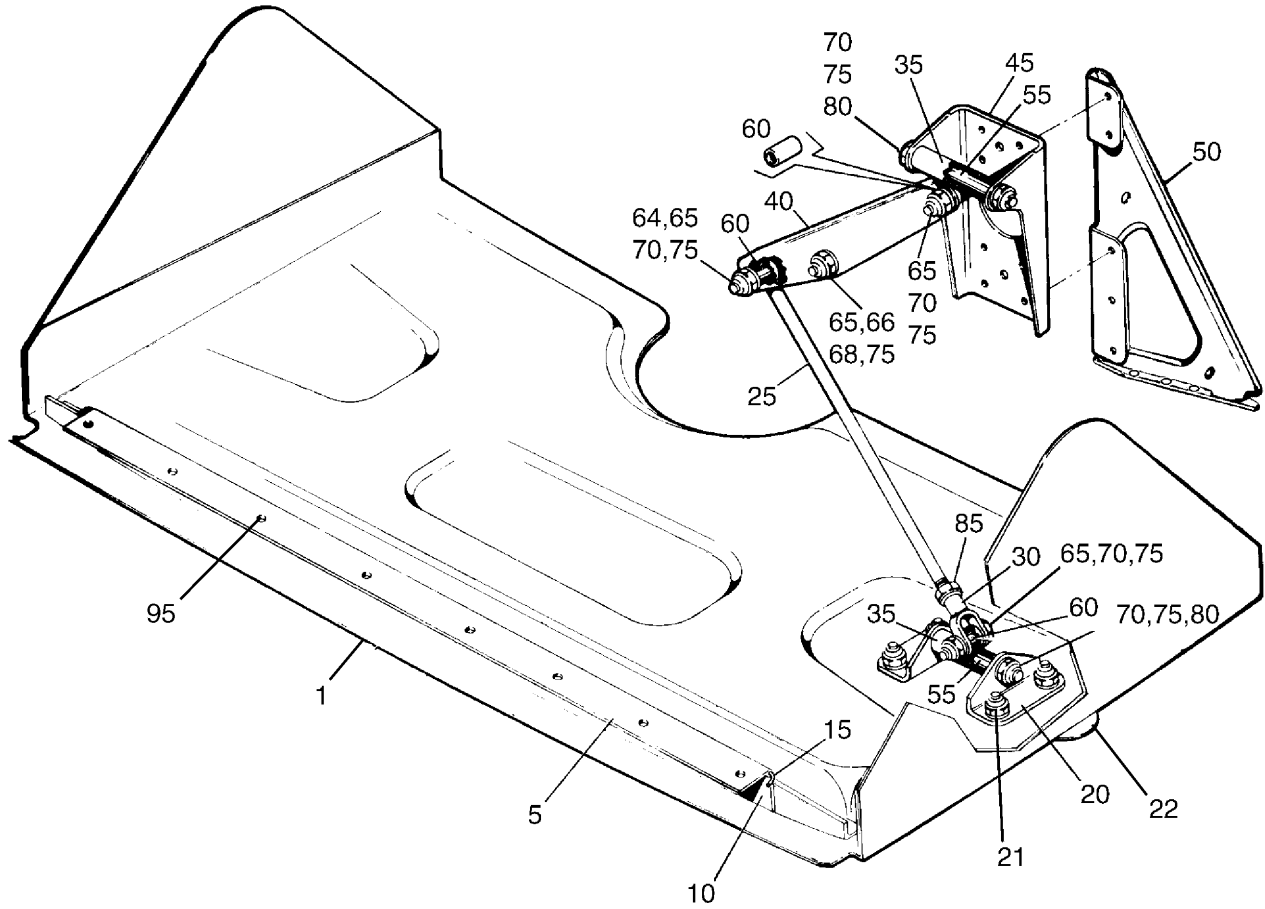


Figure 51. Cowl Flap Installation

PIPER AIRCRAFT, INC.
PA-34-220T
AIRPLANE PARTS CATALOG

Figure and Index Number	Part Number	Nomenclature	No. Req.	Serial Numbers Affected
51	37511 (N)	DRAWING - Cowl Flap Installation		
1	37511-002	FLAP ASSY - Cowl, Left	1	
-1A	37511-003	FLAP ASSY - Cowl, Right	1	
-2	37511-036	* HINGE ASSY	1	
5	37511-038	** HINGE - Half, Forward	1	
10	37511-037	** HINGE - Half, Aft	1	
15	37511-040	** HINGE - Pin	1	
20	37511-011	* BRACKET	2	
-20A	37511-041	* CLIP	2	
21	415-309	SCREW - (MS27039-0809)	4	
-21A	690-616	WASHER - (NAS1149FN832P) Under nut	4	
-21B	404-529	NUT - (MS21042-08)	4	
22	415-544	SCREW - (MS35206-244)	4	
-22A	690-616	WASHER - (NAS1149FN832P)	4	
-22B	404-529	NUT - (MS21042-08)	4	
25	37511-005	ROD ASSY - Cowl Flap Actuation	1	
30	37511-008	CLEVIS ASSY - Cowl Flap Actuation	1	
35	37511-015	TRUNNION ASSY - Cowl Flap Actuation	2	
40	37511-035	CHANNEL - Cowl Flap Actuation	1	
45	37511-032	CHANNEL - Actuation Support	1	
50	37511-029	BRACKET - Actuation Support, Left	1	
-50A	37511-030	BRACKET - Actuation Support, Right	1	
55	37511-018	SPACER	2	
60	37511-026	SPACER	3	
64	402-893	BOLT - (NAS464P3-9) (SEE NOTE 2)	1	3449124 and up
65	401-269	BOLT - (AN3-10A) (SEE NOTE 1)	4	
66	407-584	WASHER - (AN960-10L)	2	
68	407-564	WASHER - (AN960-10)	3	
70	407-564	WASHER - (AN960-10)	5	
75	404-526	NUT - (MS21042-3)	6	
80	400-453	BOLT - (AN3-21A)	2	
85	407-105	WASHER - (AN935-416)	1	
90	404-225	NUT - (AN315-4R)	1	
95	411-532	SCREW - (MS35207-263)	8	
-95A	407-584	WASHER - (AN960-10L) (SEE NOTE 3)	16	
-95B	404-526	NUT - (MS21042-3)	8	

NOTES:

1. USE ONLY 3 ON -001 INSTALLATION ON SERIAL NUMBERS 3449124 AND UP.
2. USE ONLY ON -001 INSTALLATION ON SERIAL NUMBERS 3449124 AND UP.
3. USE 8 UNDER SCREW HEAD. USE 8 UNDER NUT.

- ITEM NOT ILLUSTRATED

When ordering, always specify Part Number, Description, and Serial Number of Aircraft

Revised: September 10, 2008

PIPER AIRCRAFT, INC.
PA-34-220T
AIRPLANE PARTS CATALOG

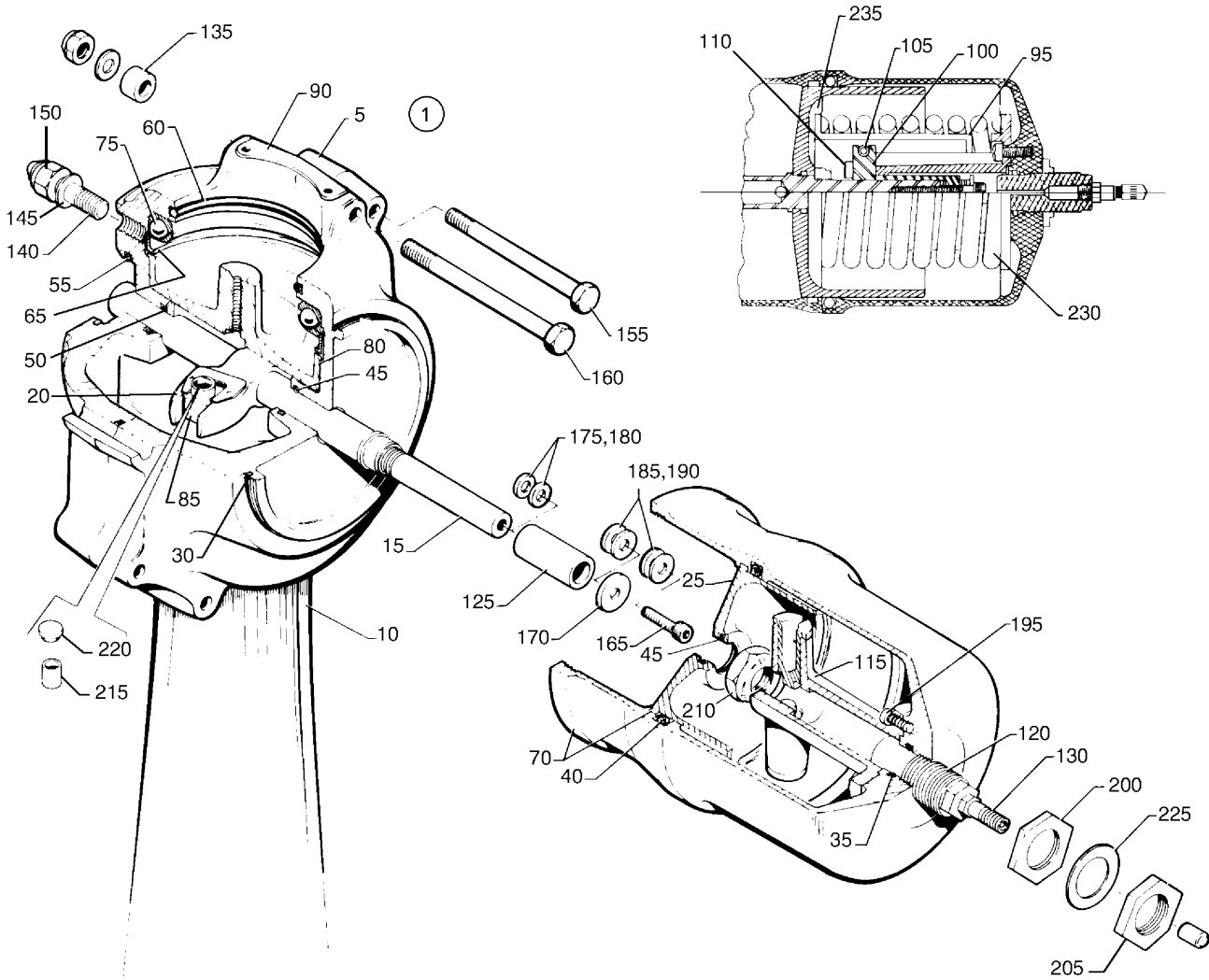


Figure 52. Two Blade Propeller Assembly (Hartzell)

PIPER AIRCRAFT, INC.
PA-34-220T
AIRPLANE PARTS CATALOG

Figure and Index Number	Part Number	Nomenclature	No. Req.	Serial Numbers Affected
52				
1	551-003	PROPELLER ASSY - (BHC-C2YF-2CKUF/FC8459-8R) Left (SEE FIG. 47 FOR NHA)	REF	3447001 thru 3447029
-1A	551-004	PROPELLER ASSY - (BHC-C2YF-2CLKUF/FJC8459-8R) Right (SEE FIG. 47 FOR NHA)	REF	3447001 thru 3447029
5	755-265	* HUB ASSY - Propeller (D-2201-25)	1	
10	758-330	* BLADE - Propeller (FC8459-8R) Left	2	
-10A	758-331	* BLADE - Propeller (FJC8459-8R) Right	2	
15	756-048	* ROD UNIT - Pitch Change (B-2491-3)	1	
20	754-826	* FORK UNIT - Pitch Change (B-2457-3)	1	
25	757-321	* PISTON (B-3237)	1	
30	755-935	* O-RING - Cylinder (PRP-909-25) (SEE NOTE 1)	1	
35	755-933	* O-RING - Stop Seal (PRP-914-17) (SEE NOTE 1)	1	
40	755-977	* O-RING - Cylinder (A-3223) (SEE NOTE 1)	1	
45	752-713	* O-RING (PRP-902-15) (SEE NOTE 1)	2	
50	755-932	* O-RING - Rod (PRP-902-13) (SEE NOTE 1)	1	
55	755-800	* O-RING - Shaft (PRP-909-6) (SEE NOTE 1)	1	
60	755-934	* O-RING - Blade (PRP-902-42) (SEE NOTE 1)	2	
65	755-968	* RING - Bearing Guide (A-2204)	1	
70	753-982	* CYLINDER UNIT - (B-2423-1)	1	
75	753-463	* BEARING - Blade, Split (A-2202)	2	
80	757-249	* PRELOAD PLATE UNIT - (B-2256)	2	
85	758-204	* BLOCK - Pitch Change (A-2217-3)	2	
90	756-607	* WEIGHTS - Balance (A-2424)	AR	
95	762-259	* RETAINER - Feathering Spring (B-1592)	1	
100	756-674	* WEIGHT - High Stop (A-1590)	AR	
105	762-257	* SPRING - High Stop (A-1596) (SEE NOTE 1)	2	
110	762-258	* SCREW - Shoulder (A-1595) (SEE NOTE 1)	4	
115	758-356	* BRACKET - High Stop (B-1593)	1	
120	756-293	* LOW STOP - (A-2404-1)	1	
125	756-289	* SLEEVE - High Stop (A-2499-10)	1	
130	756-564	* AIR VALVE - Schrader (645A)	1	
135	756-284	* SPACER - (A-2246-4)	4	
140	762-227	* STUD - Flange (A-2429-3)	6	
145	407-569	* WASHER - (AN960-816)	6	
150	752-544	* NUT - (A-2044)	6	
155	753-461	* BOLT - Hex Head (A-2431)	6	
-155A	407-587	* WASHER - (AN960-616L) (SEE NOTE 1)	6	
-155B	752-511	* NUT - Elastic (A-2043) (SEE NOTE 1)	6	
160	753-462	* BOLT - Hex Head (A-2433)	4	
-160A	407-587	* WASHER - (AN960-616L) (SEE NOTE 1)	4	
-160B	752-511	* NUT - Elastic (A-2043) (SEE NOTE 1)	4	
165	756-291	* SCREW - Socket Head Cap (A-3205)	1	

- ITEM NOT ILLUSTRATED

When ordering, always specify Part Number, Description, and Serial Number of Aircraft

Revised: September 10, 2008

PIPER AIRCRAFT, INC.
PA-34-220T
AIRPLANE PARTS CATALOG

Figure and Index Number	Part Number	Nomenclature	No. Req.	Serial Numbers Affected
52-				
170	756-606	* WASHER - Feathering Stop (A-2411-1)	1	
175	756-603	* WASHER - 1/16" High Stop Adjustment (A-2435)	AR	
180	756-604	* WASHER - 1/32" High Stop Adjustment (A-2435-1)	AR	
185	407-676	* WASHER - 1/16" Feather Adjustment (AN960-C516)	AR	
190	407-677	* WASHER - 1/32" Feather Adjustment (AN960-C516L)	AR	
195	756-286	* SCREW - Fillister Head (AN501A416-10)	4	
200	752-566	* NUT - Check (A-2405-3)	1	
205	752-567	* NUT - Check (A-2405-2)	1	
210	752-537	* NUT - (AN364-1018)	1	
215	758-280	* BUSHING - Propeller (A-2413-2)	1	
220	758-282	* BUTTON - Propeller (A-3212-1)	1	
225	762-228	* SPACER - (A-169-7)	AR	
230	762-260	* SPRING - Feathering (B-1594)	1	
235	755-043	* GUIDE - Spring (A-1591)	1	

NOTES:

1. PARTS INCLUDED IN PROPELLER REPAIR KIT, PART NO. 761-100.

- ITEM NOT ILLUSTRATED

When ordering, always specify Part Number, Description, and Serial Number of Aircraft

Revised: September 10, 2008

1K20

**PIPER AIRCRAFT, INC.
PA-34-220T
AIRPLANE PARTS CATALOG**

THIS PAGE INTENTIONALLY LEFT BLANK

PIPER AIRCRAFT, INC.
PA-34-220T
AIRPLANE PARTS CATALOG

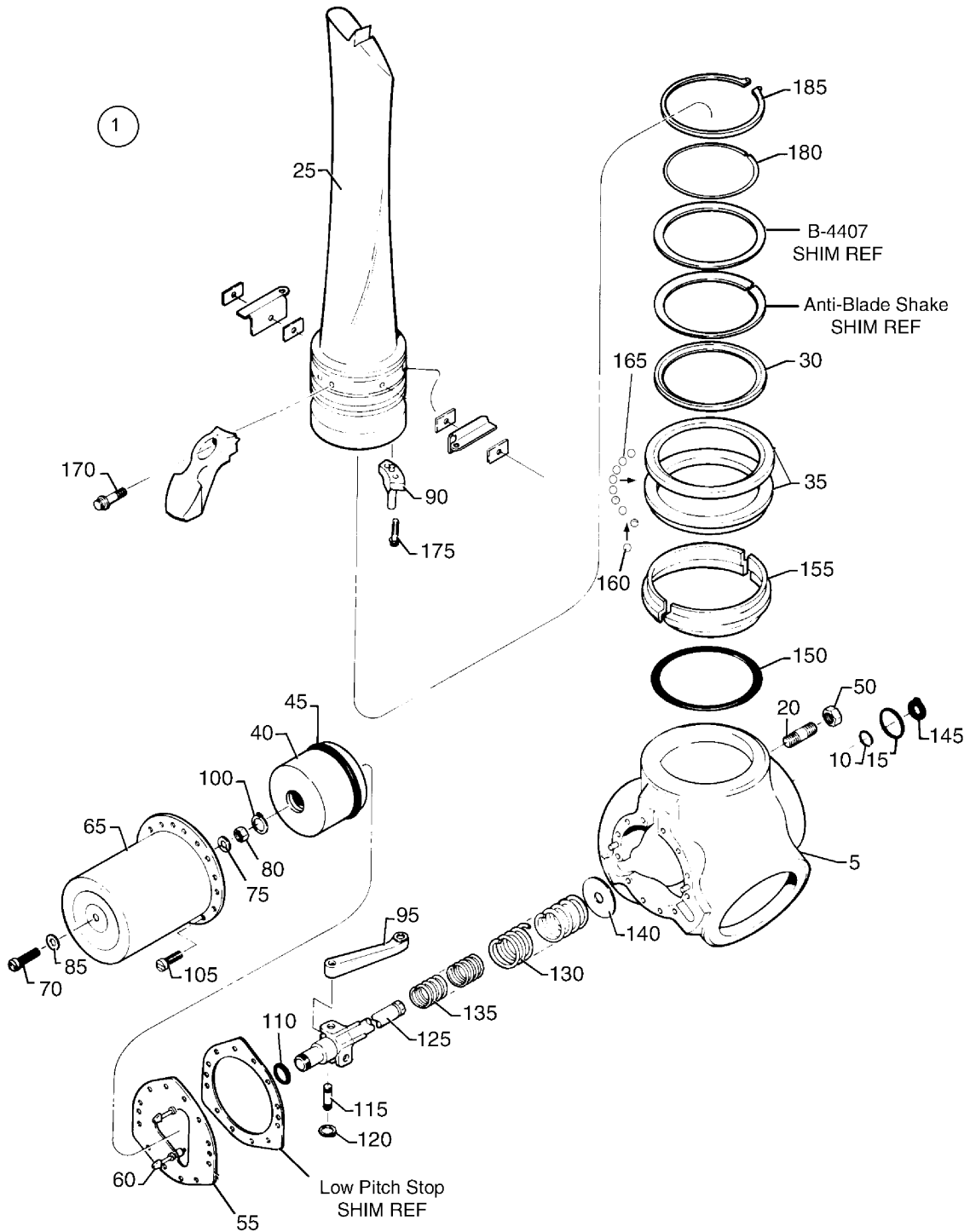


Figure 53. Three Blade Propeller Assembly (McCauley)

PIPER AIRCRAFT, INC.
PA-34-220T
AIRPLANE PARTS CATALOG

Figure and Index Number	Part Number	Nomenclature	No. Req.	Serial Numbers Affected
53				
1	551-005	PROPELLER ASSY - Left (3AF32C508-)/()-82NFA-6) (SEE FIG. 47 FOR NHA)	REF	3447001 thru 3447029
-1A	551-006	PROPELLER ASSY - Right (3AF32C509-)/()-L82NFA-6) (SEE FIG. 47 FOR NHA)	REF	3447001 thru 3447029
5	755-325	* HUB ASSY - Propeller, Left (E4821/C508)	1	
-5A	755-326	* HUB ASSY - Propeller, Right (E4821/C509)	1	
10	752-594	** O-RING (A-1633-9)	1	
15	762-588	** O-RING (A-1633-3)	1	
20	762-362	** STUD (B-3921)	6	
25	758-540	* BLADE - Propeller, Left (82NFA-6)	3	
-25A	758-541	* BLADE - Propeller, Right (L-82NFA-6)	3	
30	762-368	* SHIM - Carrier (B-4649)	3	
35	762-677	* RACE - Inner and Outer (C5270)	1	
40	763-452	* PISTON ASSY - Propeller (C-4059-2)	1	
45	762-590	** O-RING (A-1633 -39)	1	
50	755-601	* NUT (A-1639-2)	6	
55	763-453	* PLATE ASSY - Low Pitch, Latch Stop, Left (C-4591-1)	1	
-55A	763-454	* PLATE ASSY - Low Pitch, Latch Stop, Right (C-4975-1)	1	
60	755-602	** NUT (A1639-4)	2	
-60A	763-721	** WASHER (A-1638-26)	2	
-60B	762-363	** SCREW (B-4324)	2	
65	763-288	* CYLINDER - Feathering (C-4283)	1	
70	762-354	* SCREW (A-1635-54)	1	
75	763-722	* WASHER (A-1638-7)	1	
80	755-602	* NUT (A-1639-4)	1	
85	762-371	* SEAL (A-1750-2)	1	
90	763-455	* PIN ASSY - Actuating (B-4820-1)	3	
95	761-233	* LINK ASSY - Left (B-4565)	3	
-95A	761-234	* LINK ASSY - Right (B-4977)	3	
100	762-593	* RING - Retaining (A-1636-16)	1	
105	762-365	* SCREW (A-1635-78)	12	
110	762-591	* O-RING (A-1633-23)	1	
115	763-456	* PIN - Piston Rod (B-3490)	3	
120	762-594	* RING - Retaining (A-1636-9)	6	
125	762-598	* ROD ASSY - Piston (D-3474)	1	
130	762-369	* SPRING - Outer (A-3269)	1	
135	762-370	* SPRING - Inner (A-3553)	1	
140	763-723	* WASHER (A-4065)	1	
145	762-595	* RING - Retaining (A-1636-7)	1	
150	762-632	* O-RING (A-1633-77)	3	
155	762-563	* RETAINER - Split (C-3903) matched pairs	3	
160	762-318	* BALL - Separator (B-4014)	120	
165	758-395	* BALL - Bearing (A-1634-6)	120	
170	758-592	* BOLT (A-1635-125)	3	
175	762-367	* SCREW (A-1635-108)	6	
180	762-596	* RING (A-4427)	3	
185	762-597	* RING (B-4426)	3	

- ITEM NOT ILLUSTRATED

When ordering, always specify Part Number, Description, and Serial Number of Aircraft

Reissued: December 10, 2006

PIPER AIRCRAFT, INC.
PA-34-220T
AIRPLANE PARTS CATALOG

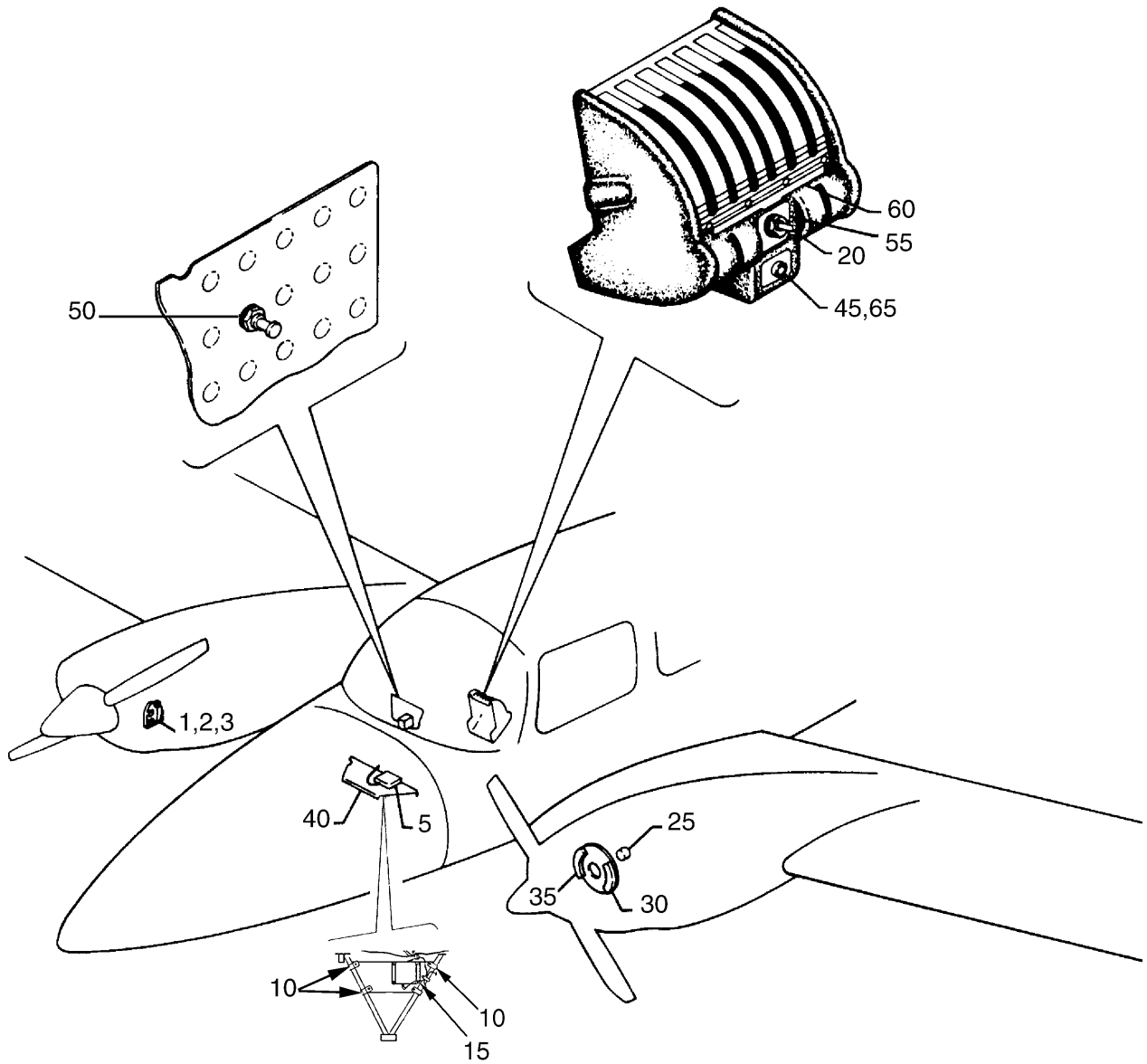


Figure 54. Propeller Syncrophaser System Installation

PIPER AIRCRAFT, INC.
PA-34-220T
AIRPLANE PARTS CATALOG

Figure and Index Number	Part Number	Nomenclature	No. Req.	Serial Numbers Affected
54	87719 (W)	DRAWING - Propeller Synchrophaser Installation		
1	37845-015	GOVERNOR ASSY - Propeller, Right (SEE NOTES 3 AND 5)	1	3447001 thru 3447029
2	37845-018	GOVERNOR ASSY - Propeller, Right (SEE NOTES 3 AND 5)	1	3449001 and up
3	37845-021	GOVERNOR ASSY - Propeller, Right (SEE NOTES 3 AND 4)	1	3449001 and up
5	764-795	COMPUTER - (C4362-5)	1	
10	454-868	CLAMP	4	
-10A	415-544	SCREW - (MS35206-244)	4	
-10B	404-529	NUT - (MS21042-08)	4	
-10C	690-618	WASHER - (NAS1149FN816P)	8	
15	415-544	SCREW - (MS35206-244)	4	
-15A	690-618	WASHER - (NAS1149FN816P)	4	
20	762-470	SWITCH - (MTA 206PA)	1	
25	763-511	PICKUP ASSY - (A-4645)	2	
30	761-763	MAGNET ASSY - (A-4634) (SEE NOTE 1)	2	
-31	761-764	MAGNET ASSY - (A-4636) (SEE NOTE 2)	2	
35	763-377	COUNTERWEIGHT ASSY - (A-4635) (SEE NOTE 1)	2	
-36	763-378	COUNTERWEIGHT ASSY - (A-4637) (SEE NOTE 2)	2	
40	37710-000	BRACKET ASSY - De-Ice Mounting	1	
45	472-606	LIGHT - Indicator (MS25041-10)	1	
50	454-738	CIRCUIT BREAKER - 5 amp.	1	
55	84967-167	PLACARD - Prop. sync.	1	
60	84967-165	PLACARD - Use sync off position	1	
65	472-028	BULB	1	

NOTES:

1. USED IF PROPELLER DEICER SYSTEM IS INSTALLED.
2. USED IF PROPELLER SYSTEM IS NOT INSTALLED.
3. SEE FIGURE 55 IF PROPELLER UNFEATHERING SYSTEM AND SYNCROPHASER SYSTEM IS INSTALLED.
4. USED IF UNFEATHERING SYSTEM IS INSTALLED.
5. USED IF UNFEATHERING SYSTEM IS NOT INSTALLED.

- ITEM NOT ILLUSTRATED

When ordering, always specify Part Number, Description, and Serial Number of Aircraft

Revised: September 10, 2008

PIPER AIRCRAFT, INC.
PA-34-220T
AIRPLANE PARTS CATALOG

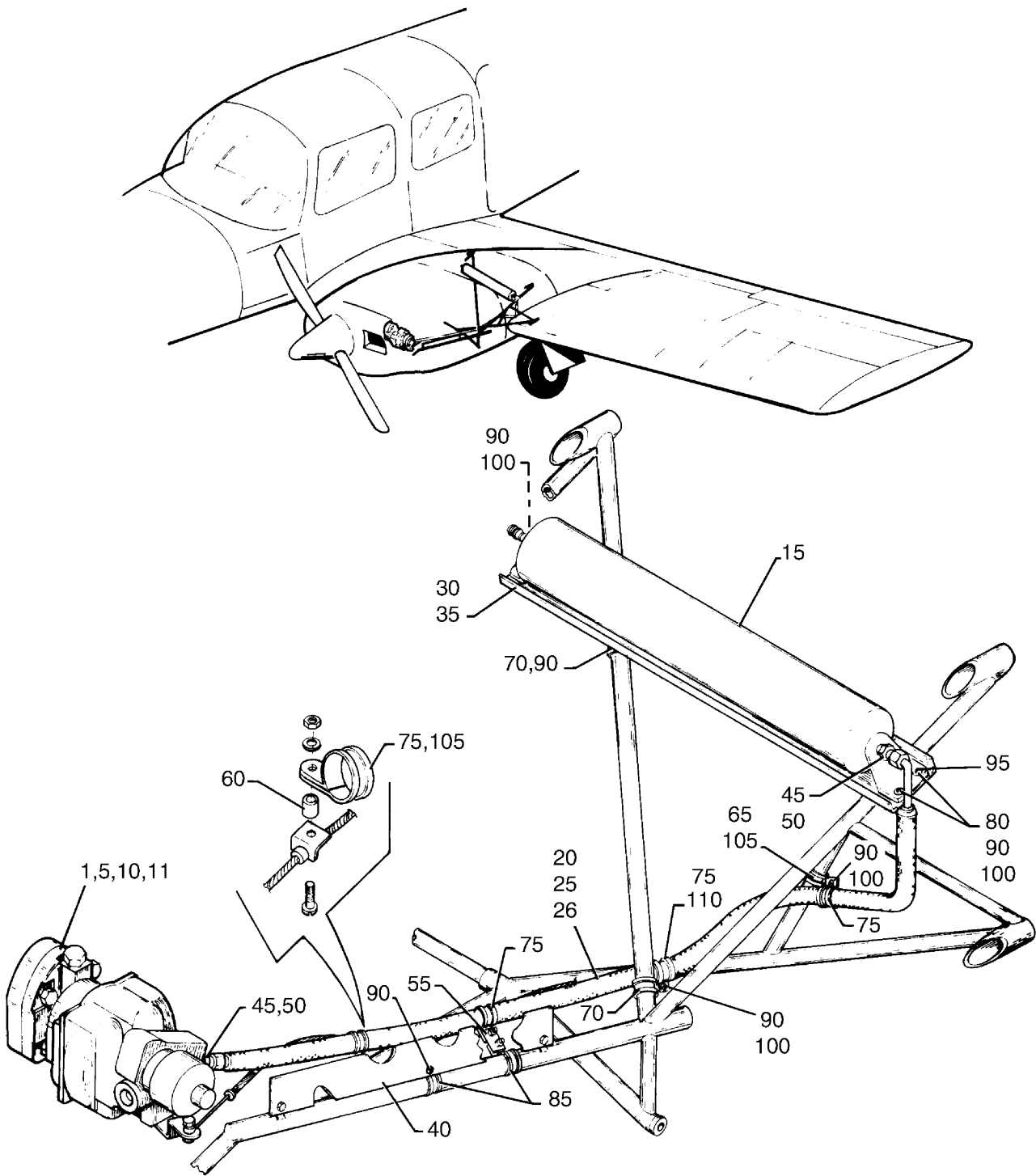


Figure 55. Propeller Unfeathering System Installation

PIPER AIRCRAFT, INC.
PA-34-220T
AIRPLANE PARTS CATALOG

Figure and Index Number	Part Number	Nomenclature	No. Req.	Serial Numbers Affected
55	39815 (C) 100736 (A)	DRAWING - Propeller Unfeathering System Installation DRAWING - Propeller Unfeathering System Installation		3447001 thru 3447029 3449001 and up
1	39851-002	GOVERNOR ASSY - Propeller, Left	1	3447001 thru 3447029
-1A	39851-003	GOVERNOR ASSY - Propeller, Right	1	3447001 thru 3447029
5	39851-011	GOVERNOR ASSY - Propeller, Right (SEE NOTES 2 AND 3)	1	3447001 thru 3447029
10	37845-019	GOVERNOR ASSY - Propeller, Left	1	3449001 and up
-10A	37845-020	GOVERNOR ASSY - Propeller, Right (SEE NOTE 1)	1	3449001 and up
11	37845-021	GOVERNOR ASSY - Propeller, Right (SEE NOTES 2 AND 3)	REF	3449001 and up
15	451-828	ACCUMULATOR - (D20816)	1	
20	63901-134	HOSE ASSY - (44.00" L.)	1	3447001 thru 3447029
25	63901-170	HOSE ASSY - (34.00" L.)	1	3449001 and up
30	87756-002	BRACKET - Unfeathering Accumulator	1	
35	100911-002	BRACKET - Unfeathering Accumulator	1	3449001 and up
40	38748-002	HEAT SHIELD - Accumulator Hose	1	3447001 thru 3447029
45	476-678	ADAPTER - (AN816-6)	2	3447001 thru 3447029
50	458-844	ELBOW - (MS20823-6)	2	3449001 and up
55	39815-005	CLIP	1	3447001 thru 3447029
60	95061-104	BUSHING	3	3447001 thru 3447029
65	454-868	CLAMP	1	3447001 thru 3447029
70	454-862	CLAMP	3	3447001 thru 3447029
75	554-770	CLAMP	4	3447001 thru 3447029
80	454-977	CLAMP	2	3447001 thru 3447029
85	454-852	CLAMP	2	3447001 thru 3447029
90	411-532	SCREW - (MS35207-263)	11	3447001 thru 3447029
-90A	690-612	WASHER - (NAS1149F0363P)	11	3447001 thru 3447029
-90B	404-526	NUT - (MS21042-3)	11	3447001 thru 3447029
95	454-977	CLAMP	1	3449001 and up
100	411-532	SCREW - (MS35207-263)	7	3449001 and up
-100A	690-612	WASHER - (NAS1149F0363P)	7	3449001 and up
-100B	404-526	NUT - (MS21042-3)	7	3449001 and up
105	454-868	CLAMP	4	3449001 and up
110	454-976	CLAMP	1	3449001 and up

NOTES:

1. USED IF PROPELLER SYNCHROPHASER SYSTEM IS NOT INSTALLED.
2. USE IF PROPELLER SYNCHROPHASER SYSTEM IS INSTALLED.
3. SEE FIGURE 54 IF PROPELLER SYNCHROPHASER WITHOUT UNFEATHERING SYSTEM IS INSTALLED.

- ITEM NOT ILLUSTRATED

When ordering, always specify Part Number, Description, and Serial Number of Aircraft

Revised: March 10, 2009

PIPER AIRCRAFT, INC.
PA-34-220T
AIRPLANE PARTS CATALOG

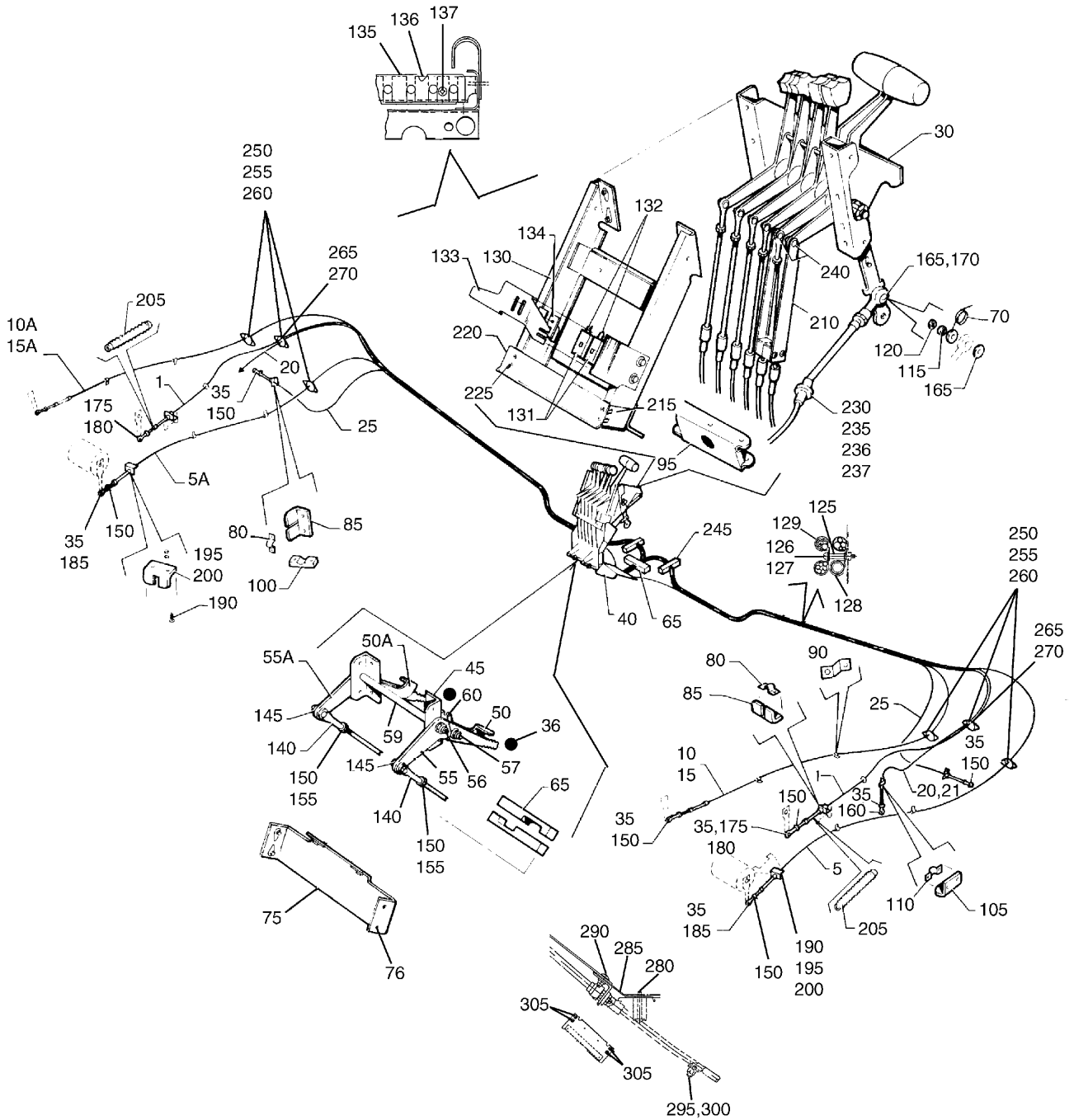


Figure 56. Engine Controls Installation

PIPER AIRCRAFT, INC.
PA-34-220T
AIRPLANE PARTS CATALOG

Figure and Index Number	Part Number	Nomenclature	No. Req.	Serial Numbers Affected
56	39638 (J) 100719 (M)	DRAWING - Engine Controls Installation DRAWING - Engine Controls Installation		3447001 thru 3447029 3449001 and up
1	554-321	CABLE ASSY - Throttle Control (SEE NOTE 10)	2	
5	554-293	CABLE ASSY - Propeller Control, Left	1	
5A	554-294	CABLE ASSY - Propeller Control, Right	1	
10	554-295	CABLE ASSY - Mixture Control, Left	1	
10A	554-293	CABLE ASSY - Mixture Control, Right	1	
15	653-646	CABLE ASSY - Mixture Control, Left	1	3449001 and up
15A	653-657	CABLE ASSY - Mixture Control, Right	1	3449001 and up
20	554-201	CABLE ASSY - Alternate Air Control (SEE NOTE 5)	2	
21	554-294	CABLE ASSY - Alt Air, Left	1	3449001 and up
25	554-305	CABLE ASSY - Cowl Flap	2	
-25A	554-760	CLAMP	2	
-25B	415-533	SCREW - (MS35206-243)	2	
-25C	404-529	NUT - (MS21042-08)	2	
-26	415-537	SCREW - (MS35206-247)	4	
-26A	690-618	WASHER - (NAS1149FN816P)	4	
-26B	404-529	NUT - (MS21042-08)	4	
30	95136-006	QUADRANT ASSY - Control (SEE NOTES 1 AND 13)	1	
-30A	95136-009	QUADRANT ASSY - Control (SEE NOTES 1 AND 4)	1	
35	452-606	BEARING - Rod End (SEE NOTE 6)	12	
36	18875-007	KNOB	REF	3449001 and up
40	37587-003	CONSOLE ASSY - Control	1	
-40A	690-613	* WASHER - (NAS1149F0432P)	AR	
-40B	37588-000	* STIFFENER	1	
-40C	37589-000	* STIFFENER	1	
-40D	37585-002	* PLATE	1	
-40E	690-639	* WASHER - (NAS1149FN616P)	4	
-40F	404-528	* NUT - (MS21042-06)	4	
-40G	415-520	* SCREW - (MS35206-230)	4	
45	96080-000	* PIVOT ASSY - Cowl Flap Lever	1	
50	96453-000	** LEVER - Cowl Flap, Left	1	
50A	96453-001	** LEVER - Cowl Flap, Right	1	
55	96061-000	** LEVER - Cowl Flap, Left	1	
55A	96061-001	** LEVER - Cowl Flap, Right	1	
56	400-468	** BOLT - (AN3-45A)	1	
-56A	404-526	** NUT - (MS21042-3)	1	
57	415-519	** SCREW - (MS35206-229)	2	
-57A	690-639	** WASHER - (NAS1149FN616P)	4	
-57B	603-353	** NUT - (MS21083N06)	2	
-57C	95061-069	** BUSHING	2	
-58	690-609	** WASHER - (NAS1149F0332P)	2	
-59	95061-034	** BUSHING	1	
60	96455-000	** SPRING - (LH)	1	
-60A	96455-001	** SPRING - (RH)	1	
-61	96456-000	** PLATE	2	
-62	690-611	** WASHER - (NAS1149F0463P)	2	
-63	690-613	** WASHER - (NAS1149F0432P)	2	
65	96281-003	CLAMP - Cable	4	
-65A	415-632	SCREW - (MS35206-332)	2	

- ITEM NOT ILLUSTRATED

When ordering, always specify Part Number, Description, and Serial Number of Aircraft

Revised: March 10, 2009

PIPER AIRCRAFT, INC.
PA-34-220T
AIRPLANE PARTS CATALOG

Figure and Index Number	Part Number	Nomenclature	No. Req.	Serial Numbers Affected
56-				
-65B	690-618	WASHER - (NAS1149FN816P)	2	
70	96717-000	SPRING - Alternate Air	2	
75	96283-000	BRACKET ASSY - Cable Clamp	1	
76	415-535	SCREW - (MS35206-245)	4	
80	18219-000	CLAMP - Control Cable Attachment	4	3447001 thru 3447029
85	18132-000	LUG - Control Cable Support Bracket	2	3447001 thru 3447029
90	37123-000	BRACKET - Mixture Cable	2	3447001 thru 3447029
95	39510-002	BRACKET ASSY - Engine Controls	1	
100	37627-000	SPACER	2	3447001 thru 3447029
105	69011-000	LUG - Control Cable Support Bracket	2	3447001 thru 3447029
110	69012-000	CLAMP - Control Cable Attachment	2	3447001 thru 3447029
-111	63904-020	HOSE - Alternate Air Control Cable	2	3447001 thru 3447029
115	95061-082	BUSHING	2	
120	95061-083	BUSHING	2	
125	95061-009	BUSHING	4	
126	411-538	SCREW - (MS35207-269)	4	
127	690-612	WASHER - (NAS1149F0363P)	4	
128	454-935	CLAMP (SEE NOTE 11)	8	
129	454-862	CLAMP (SEE NOTE 12)	2	3449001 and up
130	39509-002	MOUNT ASSY - Engine Controls	1	3447001 thru 3447029; 3449001 thru 3449160, 3449162 thru 3449300
130	39509-008	MOUNT ASSY - Engine Controls	1	3449301 and up
130	39509-003	MOUNT ASSY - Engine Controls	1	3449161
131	487-925	* SWITCH - Gear Warning Horn (V3-1)	2	3447001 thru 3447029; 3449001 thru 3449300
132	451-834	* ACTUATOR - Gear Warning Horn (JV-7)	2	3447001 thru 3447029; 3449001 thru 3449160, 3449162 thru 3449300
-132A	415-510	* SCREW - (MS35206-220)	4	3447001 thru 3447029; 3449001 thru 3449160, 3449162 thru 3449300
-132B	690-621	* WASHER - (NAS1149FN416P)	4	3447001 thru 3447029; 3449001 thru 3449160, 3449162 thru 3449300
-132C	404-839	* NUT - (MS20365-440C)	4	3447001 thru 3447029; 3449001 thru 3449160, 3449162 thru 3449300
133	96161-003	* BRACKET - Horn Switch	1	3447001 thru 3447029; 3449001 thru 3449160, 3449162 thru 3449300
134	96161-005	* ANGLE ASSY - Horn Switch	2	3447001 thru 3447029; 3449001 thru 3449160, 3449162 thru 3449300
135	96053-002	* LOCK ASSY	1	
136	37143-000	* RETAINER	1	
137	415-518	* SCREW - (MS35206-228)	2	
-138	39601-159	* WIRE ASSY	1	3447001 thru 3447029; 3449001 thru 3449160, 3449162 thru 3449300

- ITEM NOT ILLUSTRATED

When ordering, always specify Part Number, Description, and Serial Number of Aircraft

PIPER AIRCRAFT, INC.
PA-34-220T
AIRPLANE PARTS CATALOG

Figure and Index Number	Part Number	Nomenclature	No. Req.	Serial Numbers Affected
56-				
-139	418-525	* SCREW - (MS16997-32)	7	3447001 thru 3447029; 3449001 thru 3449160, 3449162 thru 3449300
-139A	690-616	* WASHER - (NAS1149FN832P)	7	3447001 thru 3447029; 3449001 thru 3449160, 3449162 thru 3449300
140	488-327	TERMINAL - Clevis (AN665-21R)	8	
145	424-174	PIN - (MS20392-2C11)	6	
-145A	690-609	WASHER - (NAS1149F0332P)	6	
-145B	424-051	COTTER PIN - (MS24665-132)	6	
150	407-043	WASHER - Lock (MS35338-43)	18	3447001 thru 3447029
-150A	404-224	NUT - (AN315-3R)	18	3447001 thru 3447029
155	407-043	WASHER - Lock (MS35338-43)	10	3449001 and up
-155A	404-224	NUT - (AN315-3R)	10	3449001 and up
160	400-441	BOLT - (AN3-7A)	2	3447001 thru 3447029
-160A	62833-101	WASHER - (.56 O.D.)	2	3447001 thru 3447029
-160B	690-612	WASHER - (NAS1149F0363P)	6	3447001 thru 3447029
-160C	406-443	NUT - (NAS679A3W)	2	3447001 thru 3447029
165	400-869	BOLT - (AN23-17A)	2	3447001 thru 3447029
-165A	62833-101	WASHER	2	
-165B	690-612	WASHER - (NAS1149F0363P)	4	
-165C	690-609	WASHER - (NAS1149F0332P)	2	
-165D	404-526	NUT - (MS21042-3)	2	3447001 thru 3447029
170	400-679	BOLT - (AN23-17)	2	3449001 and up
-170A	424-039	COTTER PIN - (MS24665-69)	2	3449001 and up
-170B	603-314	NUT - (MS14144-L3)	2	3449001 and up
175	400-054	BOLT - (AN3-7)	4	
-175A	62833-101	WASHER	4	3447001 thru 3447029
-175B	407-043	WASHER - Lock (MS35338-43)	8	3447001 thru 3447029
-175C	404-100	NUT - (AN310-3)	4	3447001 thru 3447029
-175D	424-051	COTTER PIN - (MS24665-132)	4	3447001 thru 3447029
180	407-043	WASHER - (MS35338-43)	6	3449001 and up
-180A	404-224	NUT - (AN315-3R)	6	3449001 and up
185	400-054	BOLT - (AN3-7)	2	3447001 thru 3447029
		(SEE NOTE 3)		
-185A	62833-101	WASHER	2	3447001 thru 3447029
-185B	407-043	WASHER - Lock (MS35338-43)	4	3447001 thru 3447029
-185C	690-612	WASHER - (NAS1149F0363P)	2	3447001 thru 3447029
		(SEE NOTE 2)		
-185D	690-609	WASHER - (NAS1149F0332P)	2	3447001 thru 3447029
		(SEE NOTE 3)		
-185E	404-100	NUT - (AN310-3)	2	3447001 thru 3447029
-185F	424-051	COTTER PIN - (MS24665-132)	2	3447001 thru 3447029
190	415-536	SCREW - (MS35206-246)	4	3447001 thru 3447029
		(SEE NOTE 3)		
-190A	690-618	WASHER - (NAS1149FN816P)	4	3447001 thru 3447029
		(SEE NOTE 3)		
-190B	404-529	NUT - (MS21042-08)	4	3447001 thru 3447029
		(SEE NOTE 3)		
195	37833-004	BRACKET ASSY - Lug	2	3447001 thru 3447029
		(SEE NOTE 3)		
-195A	18132-000	LUG - Control Cable Support Bracket	2	3447001 thru 3447029
		(SEE NOTE 2)		

- ITEM NOT ILLUSTRATED

When ordering, always specify Part Number, Description, and Serial Number of Aircraft

Revised: March 10, 2009

PIPER AIRCRAFT, INC.
PA-34-220T
AIRPLANE PARTS CATALOG

Figure and Index Number	Part Number	Nomenclature	No. Req.	Serial Numbers Affected
56-				
200	18219-000	CLAMP - Control Cable Attachment (SEE NOTE 2)	2	3447001 thru 3447029
205	553-182	BOOT - Throttle Cable (AD1204-1)	2	3447001 thru 3447029
210	96163-000	ACTUATOR ASSY - Gear Warning Horn, Left	1	3447001 thru 3447029; 3449001 thru 3449160, 3449162 thru 3449300
-210A	96163-001	ACTUATOR ASSY - Gear Warning Horn, Right	1	
215	39604-002	PLATE ASSY - Harness Support, Left	1	
-215A	39604-003	PLATE ASSY - Harness Support, Right	1	
220	39605-002	PLATE ASSY - Harness Support	1	
225	415-533	SCREW - (MS35206-243)	4	
230	588-414	RETAINER - Cable (82559000)	6	3447001 thru 3447029
235	588-414	RETAINER - Cable (82559000)	4	3449001 and up
236	401-307	BOLT - (AN4-4A)	4	
-236A	690-611	WASHER - (NAS1149F0463P)	4	
-236B	404-530	NUT - (MS21042-4)	4	
237	400-002	BOLT - Mixture Control (AN4-5A)	2	3447001 thru 3447029
-237A	690-611	WASHER - Mixture Control (NAS1149F0463P)	2	3447001 thru 3447029
-237B	404-530	NUT - Mixture Control (MS21042-4)	2	3447001 thru 3447029
240	524-145	PIN - (MS20392-2C11)	2	3449161, 3449301 and up
240	424-176	PIN - (MS20392-2C15)	2	3447001 thru 3447029; 3449001 thru 3449160, 3449162 thru 3449300
-240A	690-612	WASHER - (NAS1149F0363P)	2	
-240B	690-609	WASHER - (NAS1149F0332P)	2	
-240C	494-231	WASHER - Spring (U190-0090)	4	
-240D	424-051	COTTER PIN - (MS24665-132)	2	
245	96281-002	CLAMP - Cable	2	
250	66789-000	PLATE (SEE NOTE 7)	28	
-250A	415-535	SCREW - (MS35206-245) (SEE NOTE 7)	28	
-250B	404-529	NUT - (MS21042-08) (SEE NOTE 7)	28	
255	68770-015	GROMMET (SEE NOTE 8)	24	
260	22105-006	GASKET (SEE NOTE 9)	12	
265	68770-007	GROMMET	4	3447001 thru 3447029
270	68771-014	GASKET	2	3447001 thru 3447029
-275	415-308	SCREW - (MS27039-0808)	2	
280	415-632	SCREW - (MS35206-332)	2	
-280A	690-618	WASHER - (NAS1149FN816P)	2	
-280B	404-529	NUT - (MS21042-08)	2	
285	96086-000	BRACKET ASSY	1	
290	415-535	SCREW - (MS35206-245)	2	
295	411-531	SCREW - (MS35207-262)	2	
300	404-526	NUT - (MS21042-3)	2	
305	415-533	SCREW - (MS35206-243)	4	
-305A	690-618	WASHER - (NAS1149FN816P)	4	
-305B	404-529	NUT - (MS21042-08)	4	

- ITEM NOT ILLUSTRATED

When ordering, always specify Part Number, Description, and Serial Number of Aircraft

PIPER AIRCRAFT, INC.
PA-34-220T
AIRPLANE PARTS CATALOG

Figure and Index Number	Part Number	Nomenclature	No. Req.	Serial Numbers Affected
----------------------------------	----------------	--------------	-------------	----------------------------

56-

NOTES:

1. SEE FIGURE 57 FOR COMPONENT PARTS.
2. USE WHEN WOODWARD GOVERNORS ARE INSTALLED.
3. USED WHEN HARTZELL GOVERNORS ARE INSTALLED.
4. USED IF PROPELLER UNFEATHERING SYSTEM IS INSTALLED.
5. FOR SERIAL NUMBERS 3449001 AND UP, USE ONLY ONE ON RIGHT.
6. USE 10 FOR SERIAL NUMBERS 3447001 THRU 3447029.
USE 2 FOR SERIAL NUMBERS 3449001 AND UP.
7. USE 12 FOR SERIAL NUMBERS 3447001 THRU 3447029.
USE 16 FOR SERIAL NUMBERS 3449001 AND UP.
8. USE 8 FOR SERIAL NUMBERS 3447001 THRU 3447029.
USE 16 FOR SERIAL NUMBERS 3449001 AND UP.
9. USE 4 FOR SERIAL NUMBERS 3447001 THRU 3447029.
USE 8 FOR SERIAL NUMBERS 3449001 AND UP.
10. REFER TO PIPER SERVICE LETTER #1036 LATEST REVISION.
11. USE ONLY 6 FOR SERIAL NUMBERS 3449001 AND UP.
12. OPTIONAL. L/H ONLY WITH AIR CONDITIONING.
13. USED IF PROPELLER UNFEATHERING SYSTEM IS NOT INSTALLED.

- ITEM NOT ILLUSTRATED

When ordering, always specify Part Number, Description, and Serial Number of Aircraft

Revised: September 10, 2008

PIPER AIRCRAFT, INC.
PA-34-220T
AIRPLANE PARTS CATALOG

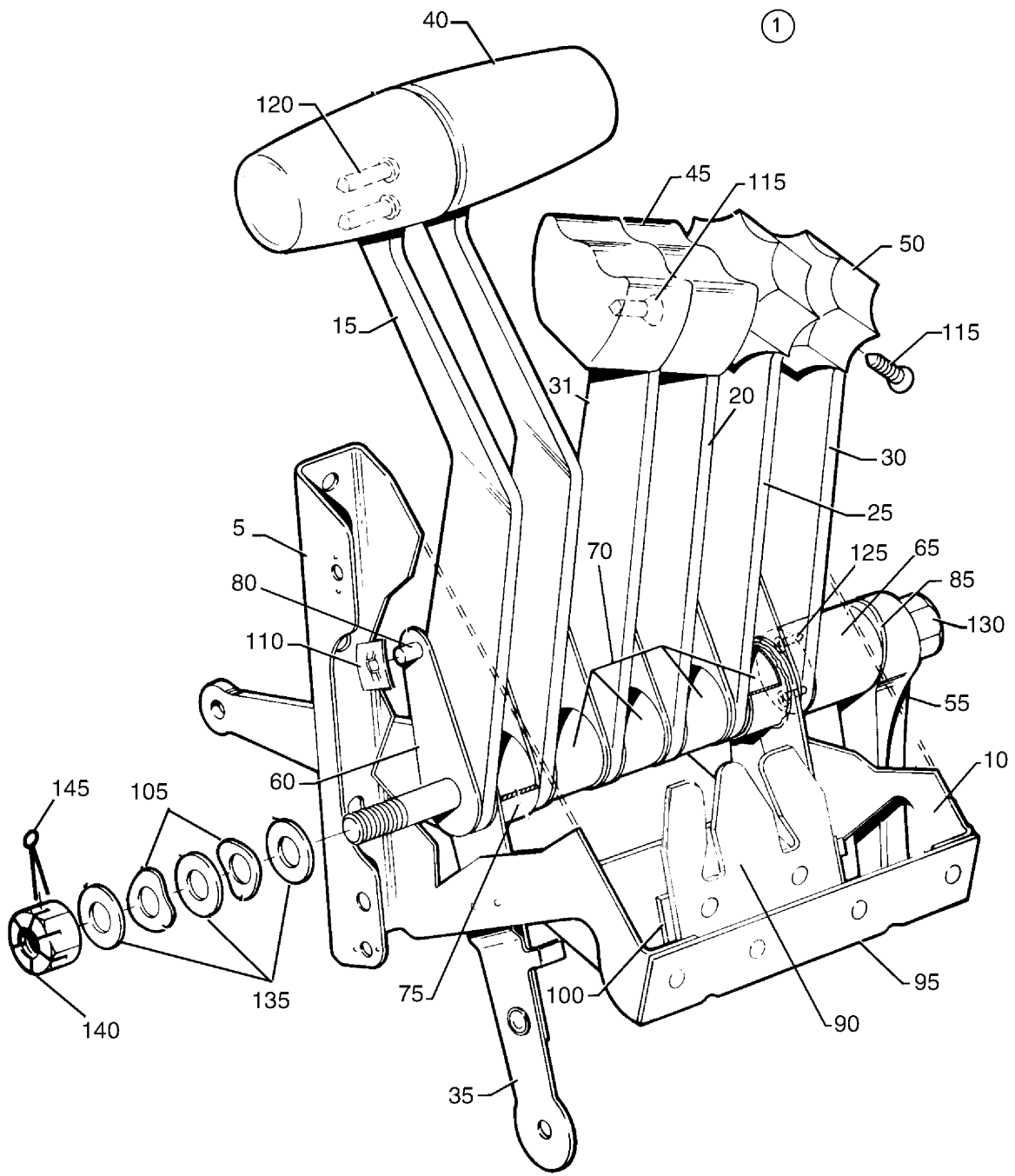


Figure 57. Quadrant Assembly

PIPER AIRCRAFT, INC.
PA-34-220T
AIRPLANE PARTS CATALOG

Figure and Index Number	Part Number	Nomenclature	No. Req.	Serial Numbers Affected
57				
1	95136-006	QUADRANT ASSY - Control (SEE NOTES 1 AND 3)	1	
-1A	95136-009	QUADRANT ASSY - Control (SEE NOTES 2 AND 3)	1	
5	96720-000	* BRACKET ASSY - Quadrant, Left	1	
10	96721-000	* BRACKET ASSY - Quadrant, Right	1	
15	95138-000	* LEVER - Throttle Control	2	
20	39840-002	* LATCH ASSY - Propeller Unfeathering (SEE NOTE 2)	2	
25	37478-000	* LEVER - Mixture Control, Left	1	
30	37479-000	* LEVER - Mixture Control, Right	1	
31	95139-000	* LEVER (SEE NOTE 1)	2	
35	37576-000	* LEVER ASSY - Alternate Air, Left	1	
-35A	37576-001	* LEVER ASSY - Alternate Air, Right	1	
40	95137-000	* KNOB - Throttle Control	2	
45	24047-000	* KNOB - Propeller Control	2	
50	24048-000	* KNOB - Mixture Control	2	
55	63039-004	* HANDLE - Quadrant Adjusting	1	
60	67218-000	* PLATE - Friction	12	
65	66774-000	* CAM - Quadrant Adjusting	1	
70	68699-012	* SPACER - Quadrant Control	4	
75	68699-013	* SPACER - Quadrant Control	1	
80	95148-002	* PIN - Quadrant Control	1	
85	62833-046	* WASHER - Friction	1	
90	78713-000	* PLATE ASSY - Propeller Feather Stop (SEE NOTE 1)	1	
-91	415-495	* SCREW - (MS35206-230) (SEE NOTE 1)	2	
-92	690-640	* WASHER - (NAS1149FN632P) (SEE NOTE 1)	2	
95	96895-000	* CHANNEL (SEE NOTE 1)	1	
-95A	39840-003	* CHANNEL ASSY (SEE NOTE 2)	1	
-96	415-309	* SCREW - (MS27039-0809) (SEE NOTE 1)	2	
-97	690-616	* WASHER - (NAS1149FN832P) (SEE NOTE 1)	2	
100	96893-000	* ANGLE	1	
105	408-815	* WASHER - (3502-18-04)	2	
110	603-820	* NUT - (C12042-012-1)	2	
115	414-515	* SCREW - (MS24693-S48)	4	
120	415-495	* SCREW - (MS35206-230)	4	
125	414-490	* SCREW - (MS24693-S2)	2	
130	400-192	* BOLT - (AN5-52)	1	
135	690-619	* WASHER - (NAS1149F0532P)	AR	
140	404-394	* NUT - (AN320-5)	1	
145	424-052	* COTTER PIN - (MS24665-134)	1	

NOTES:

1. USED IF PROPELLER UNFEATHERING SYSTEM IS NOT INSTALLED.
2. USED IF PROPELLER UNFEATHERING IS INSTALLED.
3. SEE FIG 56 FOR NEXT HIGHER ASSEMBLY.

- ITEM NOT ILLUSTRATED

When ordering, always specify Part Number, Description, and Serial Number of Aircraft

Revised: September 10, 2008

PIPER AIRCRAFT, INC.
PA-34-220T
AIRPLANE PARTS CATALOG

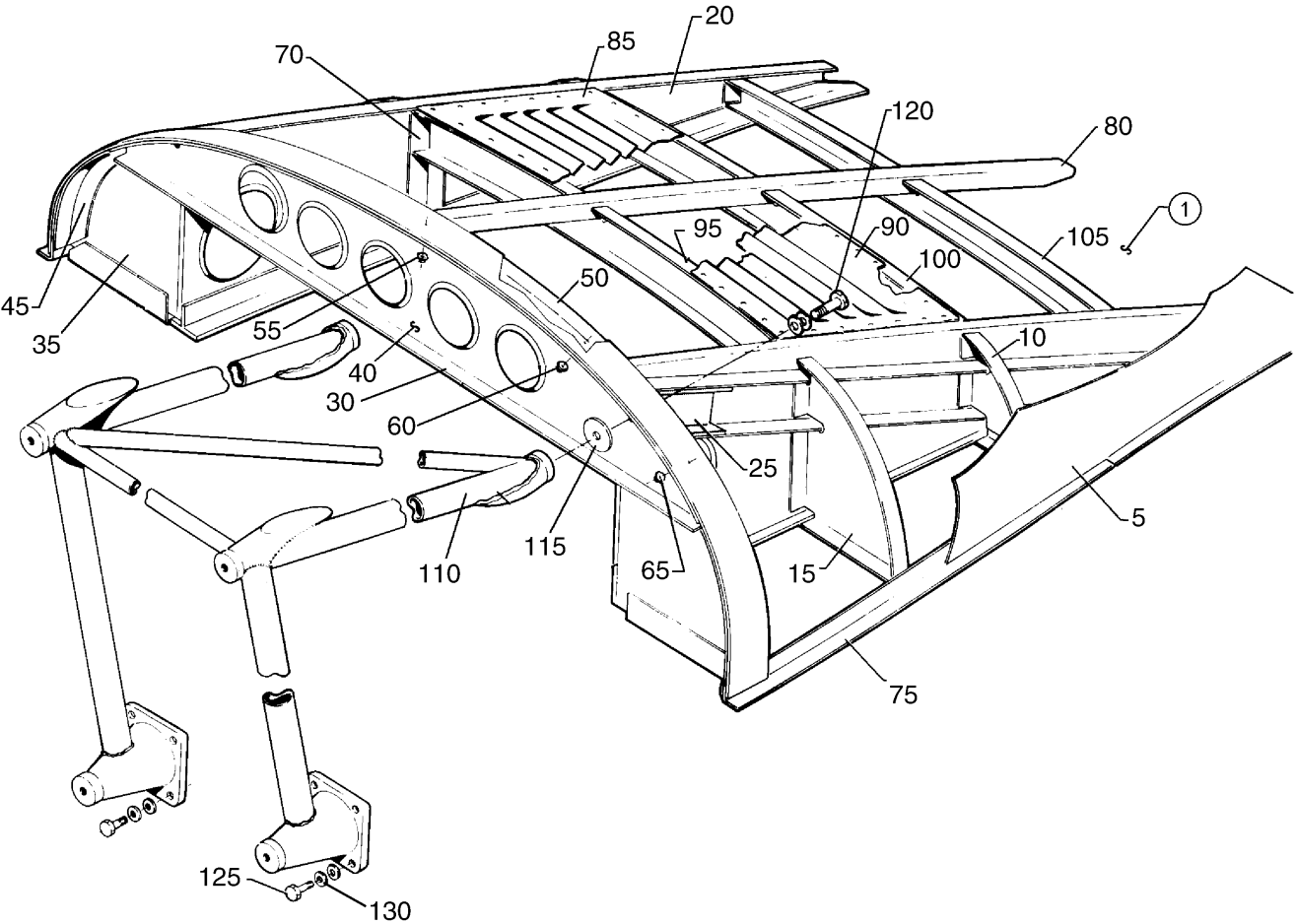


Figure 58. Nacelle Installation

PIPER AIRCRAFT, INC.
PA-34-220T
AIRPLANE PARTS CATALOG

Figure and Index Number	Part Number	Nomenclature	No. Req.	Serial Numbers Affected
58	37093 (BL) 39450 (T)	DRAWING - Wing Assembly (Complete) DRAWING - Wing Assembly		
1	87230-002	NACELLE ASSY - Aft, Left (SEE NOTE 1)	REF	
-1A	87230-003	NACELLE ASSY - Aft, Right (SEE NOTE 1)	REF	
-2	87230-004	NACELLE ASSY - Aft, Left (SEE NOTES 1 AND 2)	REF	3447001 thru 3447029
-3	87230-010	NACELLE ASSY - Aft, Left (SEE NOTES 1 AND 2)	REF	3449001 and up
5	37526-004	* SKIN - Nacelle, Left	1	
-5A	37526-005	* SKIN - Nacelle, Right	1	
-6	87230-005	* SKIN - Nacelle, Left (SEE NOTE 2)	1	3447001 thru 3447029
-7	87230-011	* SKIN - Nacelle, Left (SEE NOTE 2)	1	3449001 and up
10	37417-000	* FRAME - Nacelle, Outboard Left, Inboard Right	1	
-10A	37417-001	* FRAME - Nacelle, Inboard Left, Outboard Right	1	
15	37418-000	* FRAME - Nacelle, Outboard Left, Inboard Right	1	
-15A	37418-001	* FRAME - Nacelle, Inboard Left, Outboard Right	1	
20	37441-000	* LONGERON ASSY - Outboard Left Nacelle, Inboard Right Nacelle	1	
-20A	37441-001	* LONGERON ASSY - Inboard Left Nacelle, Outboard Right Nacelle	1	
25	37404-000	** FITTING - Engine Mount, Outboard Left Nacelle, Inboard Right Nacelle	1	
-25A	37404-001	** FITTING - Engine Mount, Inboard Left Nacelle, Outboard Right Nacelle	1	
30	37443-004	* BULKHEAD ASSY - Nacelle	1	
35	37419-000	** FRAME - Nacelle, Left	1	
-35A	37419-001	** FRAME - Nacelle, Right	1	
40	37420-000	** FORMER - Nacelle	1	
45	37430-000	** ANGLE - Nacelle, Left	1	
-45A	37430-001	** ANGLE - Nacelle, Right	1	
50	37431-000	** ANGLE - Nacelle	1	
55	484-293	** RECEPTACLE - (1142701)	5	
60	484-342	** RECEPTACLE - (1127702)	2	
65	584-134	** RECEPTACLE - (KM786-16N-60CV)	6	
70	37432-000	* ANGLE - Nacelle, Outboard Left, Inboard Right	1	
-70A	37432-001	* ANGLE - Nacelle, Inboard Left, Outboard Right	1	
75	37459-000	* ANGLE - Nacelle, Outboard Left Inboard Right	1	
-75A	37459-001	* ANGLE - Nacelle, Inboard Left, Outboard Right	1	
80	37458-000	* STRINGER - Nacelle Skin	1	
85	87230-007	* LOUVER - Inboard, Left (SEE NOTE 2)	1	3447001 thru 3447029
-85A	87230-009	* LOUVER - Inboard, Left (SEE NOTE 2)	1	3449001 and up
90	87230-006	* LOUVER - Outboard, Left (SEE NOTE 2)	1	3447001 thru 3447029
-90A	87230-008	* LOUVER - Outboard, Left (SEE NOTE 2)	1	3449001 and up
95	37415-000	* FORMER - Nacelle	1	
100	37416-000	* FORMER - Nacelle	1	
105	37405-000	* FORMER - Nacelle	1	

- ITEM NOT ILLUSTRATED

When ordering, always specify Part Number, Description, and Serial Number of Aircraft

Revised: March 10, 2009

**PIPER AIRCRAFT, INC.
PA-34-220T
AIRPLANE PARTS CATALOG**

Figure and Index Number	Part Number	Nomenclature	No. Req.	Serial Numbers Affected
58-				
-106	100816-002	* DEFLECTOR (SEE NOTE 2)	1	3449001 and up
-107	415-535	* SCREW - (MS35206-245) (SEE NOTE 2)	4	3449001 and up
110	37112-000	SUPPORT ASSY - Engine Mount	1	
115	62833-102	WASHER	2	
120	401-394	BOLT - (AN6-13A)	2	
-120A	690-629	WASHER - (NAS1149F0663P) (SEE NOTE 3)	6	
-120B	404-532	NUT - (MS21042-6)	2	
125	401-310	BOLT - (AN4-10A)	8	
130	690-611	WASHER - (NAS1149F0463P)	16	

NOTES:

1. SEE FIGURE 2 FOR NEXT HIGHER ASSEMBLY.
2. USED IF AIR CONDITIONING IS INSTALLED.
3. USE 2 UNDER HEAD AND 1 UNDER NUT.

- ITEM NOT ILLUSTRATED

When ordering, always specify Part Number, Description, and Serial Number of Aircraft

Revised: March 10, 2009

**PIPER AIRCRAFT, INC.
PA-34-220T
AIRPLANE PARTS CATALOG**

THIS PAGE INTENTIONALLY LEFT BLANK

**PIPER AIRCRAFT, INC.
PA-34-220T
AIRPLANE PARTS CATALOG**

**PAGES 1L16 THRU 2A16
INTENTIONALLY BLANK**

**PIPER AIRCRAFT, INC.
PA-34-220T
AIRPLANE PARTS CATALOG**

**SECTION VIII
FUEL SYSTEM GROUP**

PIPER AIRCRAFT, INC.
PA-34-220T
AIRPLANE PARTS CATALOG

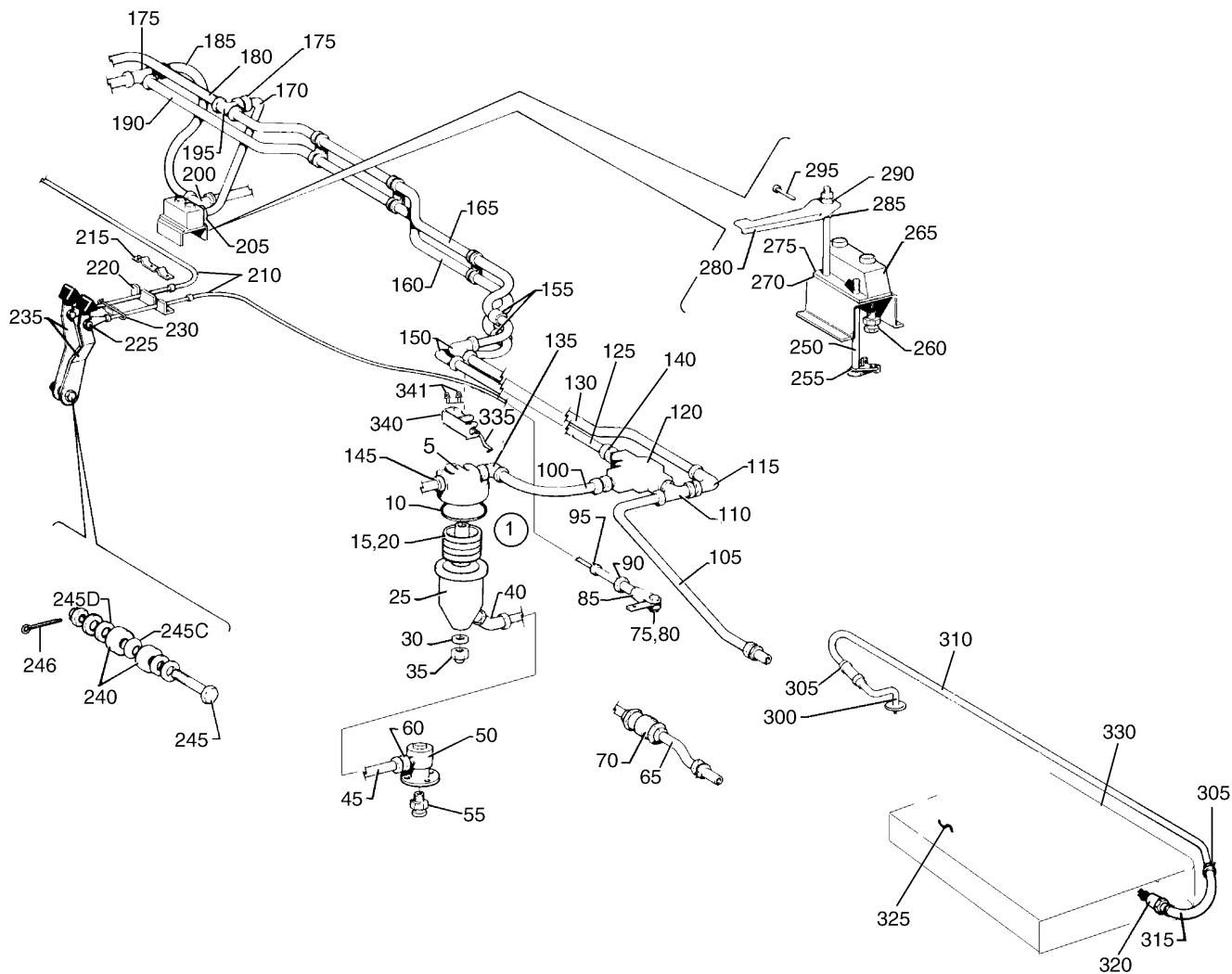


Figure 59. Fuel System Installation - Wing and Fuselage

Revised: March 10, 2009

PIPER AIRCRAFT, INC.
PA-34-220T
AIRPLANE PARTS CATALOG

Figure and Index Number	Part Number	Nomenclature	No. Req.	Serial Numbers Affected
59	87229 (AD) 100760 (N) 85200 (CS)	DRAWING - Fuel System Installation DRAWING - Fuel System Installation DRAWING - Interior Installation		3447001 thru 3447029 3449001 and up
1	561-018	FILTER ASSY - Fuel (98487-003)	2	
5	751-983	* HEAD AND STUD ASSY - Fuel Filter	1	
10	757-255	* PACKING - O-Ring, Head and Stud Assembly (AS3569-232)	1	
15	753-986	* CARTRIDGE ASSY - Fuel Filter (02W1059-231)	1	
20	751-821	** FILTER - Cartridge Assembly (B16588)	5	
25	753-987	* CONTAINER - Fuel Filter (150005-001-01)	1	
30	751-898	* GASKET - Container Nut (38515)	1	
35	752-517	* NUT - Container (02S0711-164)	1	
40	558-806	* ELBOW - (MS20823-4D)	1	
45	566-463	HOSE ASSY - Filter Drain (63901-212)	2	
50	39616-002	ADAPTER ASSY - Fuel Drain (Hardware not shown. See installation drawing.)	2	
55	491-806	VALVE - (F391-187B)	2	
60	476-648	NIPPLE - (AN816-4D)	2	
65	95153-166	TUBE ASSY - Fuel vapor return	2	3447001 thru 3447029
70	492-274	VALVE - Check	2	3447001 thru 3447029
75	82732-072	BUSHING	2	
80	424-176	PIN - (MS20392-2C15)	2	
-80A	690-609	WASHER - (NAS1149F0332P)	2	
-80B	424-051	COTTER PIN - (MS24665-132)	2	
85	554-757	CLEVIS - (MS35812-1)	2	
90	404-224	NUT - (AN315-3R)	2	
95	18132-000	LUG - Control Cable Support	2	
-95A	18219-000	CLAMP - Control Cable Support	2	
100	67700-366	TUBE ASSY - Fuel Filter	2	
105	67700-367	TUBE ASSY - Fuel, Left	1	
-105A	67700-384	TUBE ASSY - Fuel, Right	1	
110	588-419	TEE - (AN834-8D)	2	
-110A	462-061	O-RING - (MS29512-08)	2	
-110B	477-621	NUT - (AN924-8D)	4	
115	561-078	ELBOW	2	
120	491-960	FUEL SELECTOR VALVE	2	
125	67700-356	TUBE ASSY - Fuel Crossfeed, Left	1	
-125A	67700-376	TUBE ASSY - Fuel Crossfeed, Right	1	
130	67700-371	TUBE ASSY - Fuel Crossfeed, Left	1	
-130A	67700-357	TUBE ASSY - Fuel Crossfeed, Right	1	
135	458-905	ELBOW - (AN833-8D)	2	
-135A	462-061	O-RING - (MS29512-08)	2	
-135B	477-621	NUT - (AN924-8D)	2	
140	491-053	UNION - (AN815-8D)	4	
-140A	462-061	O-RING - (MS29512-08)	4	
145	491-053	UNION - (AN815-8D)	2	
-145A	462-061	O-RING - (MS29512-08)	2	
150	458-881	ELBOW - (AN821-8D)	4	
155	65653-004	HOSE - Line protector	4	
160	67700-358	TUBE ASSY - Fuel Crossfeed	1	
165	67700-359	TUBE ASSY - Fuel Crossfeed	1	
170	67700-373	TUBE ASSY - Fuel Drain	1	
175	584-202	REDUCER - (221501-8-65)	2	
180	67700-361	TUBE ASSY - Fuel Crossfeed	1	
185	67700-374	TUBE ASSY - Fuel Drain	1	

- ITEM NOT ILLUSTRATED

When ordering, always specify Part Number, Description, and Serial Number of Aircraft

Revised: December 10, 2009

PIPER AIRCRAFT, INC.
PA-34-220T
AIRPLANE PARTS CATALOG

Figure and Index Number	Part Number	Nomenclature	No. Req.	Serial Numbers Affected
59-				
190	67700-360	TUBE ASSY - Fuel Crossfeed	1	
195	488-509	TEE - (AN824-8D)	2	
200	691-224	TEE - (MS20826-6D)	1	
205	476-662	NIPPLE - (AN816-6D)	1	
210	653-117	CONTROL CABLE - Fuel Selector	2	
215	96039-002	CLAMP - Cable housing retainer	1	
220	96037-002	RETAINER - Cable housing	1	
225	424-175	PIN - (MS20392-2C13)	2	
-225A	690-609	WASHER - (NAS1149F0332P)	2	
-225B	424-051	COTTER PIN - (MS24665-132)	2	
230	101102-002	BLOCK ASSY	1	3449001 and up
235	96085-000	LEVER - Fuel selector valve, Left	1	
-235A	96085-002	LEVER - Fuel selector valve, Right	1	
240	65003-053	BUSHING - Selector valve	2	
-240A	690-609	WASHER - (NAS1149F0332P)	2	3449001 and up
245	400-060	BOLT - (AN3-15)	1	3447001 thru 3447029
245	400-061	BOLT - (AN3-16)	1	3449001 and up
-245A	690-612	WASHER - (NAS1149F0363P)	2	
-245B	404-100	NUT - (AN310-3)	1	
245C	408-813	WASHER - Shakeproof (3502-10-79-0511)	1	
245D	494-226	WASHER	2	
246	424-051	COTTER PIN - (MS24665-132)	1	
250	96975-000	ROD ASSY - Fuel Drain Valve	2	
255	96977-000	BALE - Control foot Valve	2	
260	492-202	VALVE ASSY	2	
265	37187-000	MANIFOLD - Fuel Drain	1	
270	96976-000	GASKET - Fuel Drain, rubber	1	
275	96976-002	GASKET - Fuel Drain, aluminum	1	
280	96970-000	HANDLE - Drain Valve, fuel, left	1	
-280A	96970-001	HANDLE - Drain Valve, fuel, Right	1	
285	65003-036	BUSHING	2	
290	95061-094	BUSHING	2	
295	424-164	PIN - (MS20392-1C55)	1	
-295A	690-668	WASHER - (NAS1149FN432P)	3	
-295B	95061-093	BUSHING	1	
-295C	424-051	COTTER PIN - (MS24665-132)	1	
300	63913-141	HOSE - Fuel Vent	2	
305	554-664	CLAMP	8	
310	95153-165	TUBE ASSY - Fuel Vent, Left	1	
-310A	95153-164	TUBE ASSY - Fuel Vent, Right	1	
315	63913-142	HOSE - Fuel Vent	2	
320	37794-002	VALVE ASSY - Check	2	
325	461-705	FUEL CELL	2	
		(SEE FIGURE 61 FOR FURTHER BRKDOWN)		
330	37777-002	BACKING	2	
335	63904-061	TUBE - Fuel line collector	2	
340	87227-002	COLLECTOR - Fuel Drain, Left, aft	2	
-340A	87227-003	COLLECTOR - Fuel Drain, Right, aft	2	
-340B	279-138	SEALANT	AR	3449001 and up
-340C	189-535	TUBE	AR	
-340D	488-764	CABLE TIE	8	
-340E	488-698	CABLE TIE	4	
-340F	189-625	GROMMET	AR	
341	66980-000	KNOB	2	

- ITEM NOT ILLUSTRATED

When ordering, always specify Part Number, Description, and Serial Number of Aircraft

**PIPER AIRCRAFT, INC.
PA-34-220T
AIRPLANE PARTS CATALOG**

THIS PAGE INTENTIONALLY LEFT BLANK

PIPER AIRCRAFT, INC.
PA-34-220T
AIRPLANE PARTS CATALOG

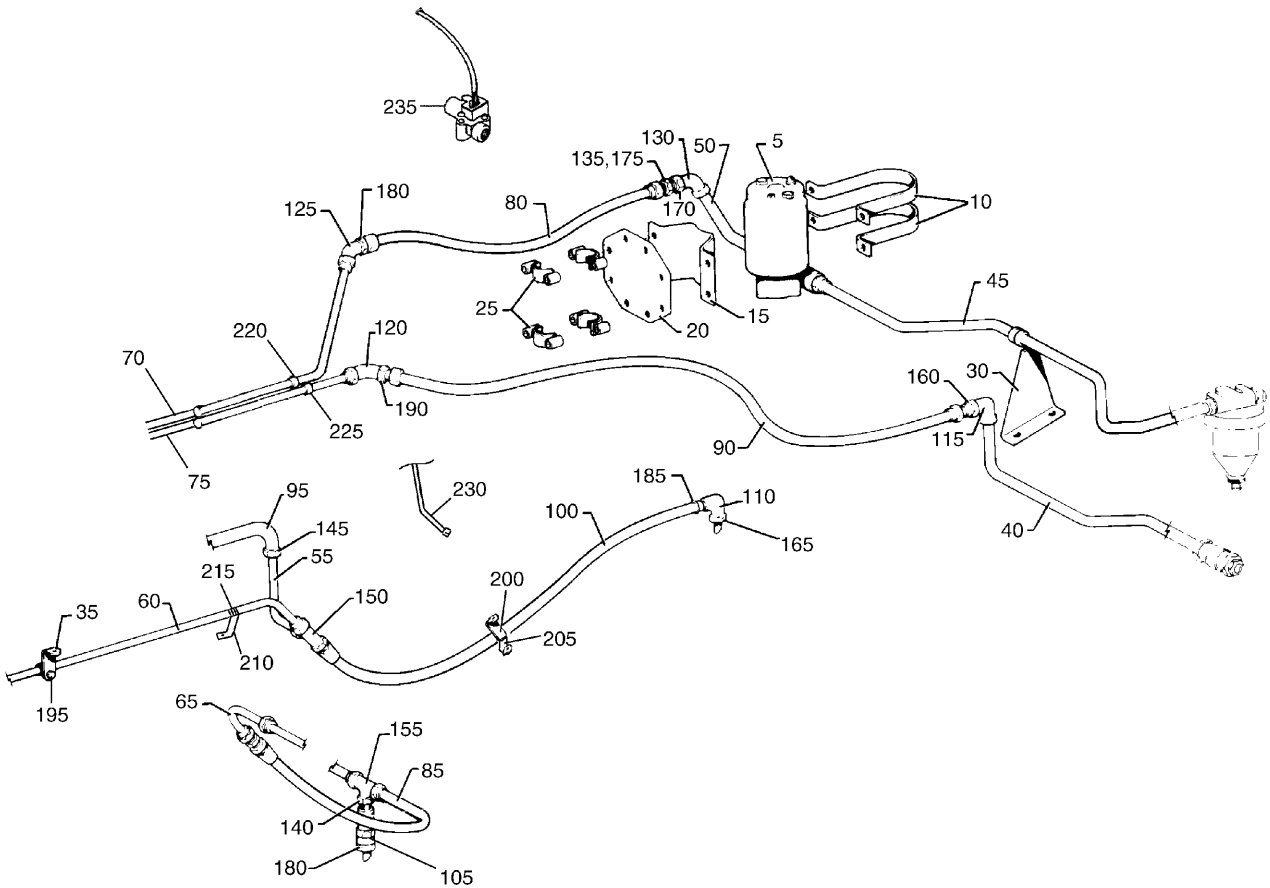


Figure 60. Fuel System Installation - Engine

Revised: June 10, 2007

PIPER AIRCRAFT, INC.
PA-34-220T
AIRPLANE PARTS CATALOG

Figure and Index Number	Part Number	Nomenclature	No. Req.	Serial Numbers Affected
60	87229 (AC) 100760 (J) 100710 (P)	DRAWING - Fuel System Installation DRAWING - Fuel System (Aft of Firewall) DRAWING - Fuel System (Forward of Firewall)		3447001 thru 3447029 3449001 and up 3449001 and up
5	461-724	PUMP - Electric fuel	2	3447001 thru 3447029
-5A	461-749	PUMP - Electric fuel	2	3449001 and up
10	39534-002	STRAP - Fuel pump	4	
15	39533-002	BASE - Fuel pump	2	
20	37472-000	PLATE - Fuel pump mounting	2	
25	97464-004	CLAMP ASSY - Fuel pump mounting	4	
30	39645-002	BRACKET - Support, Left (SEE NOTE 1)	1	
35	37499-003	SUPPORT - Tube	2	
40	67700-385	TUBE ASSY - Fuel vapor return, Left	1	3447001 thru 3447029
-40A	67700-386	TUBE ASSY - Fuel vapor return, Right	1	3447001 thru 3447029
45	67700-364	TUBE ASSY - Fuel supply, Left	1	
-45A	67700-365	TUBE ASSY - Fuel supply, Right	1	
50	67700-362	TUBE ASSY - Fuel supply	2	
55	95153-148	TUBE ASSY - Manifold Drain	2	
60	95153-149	TUBE ASSY - Pump and cylinder drain	2	
65	95153-150	TUBE ASSY - Cylinder Drain	2	
70	95153-153	TUBE ASSY - Fuel supply	2	
75	95153-154	TUBE ASSY - Vapor return	2	
80	63901-038	HOSE ASSY - Fuel supply	2	3447001 thru 3447029
-80A	63901-160	HOSE ASSY - Fuel Supply to Pump	2	3449001 and up
85	63901-076	HOSE ASSY - Cylinder Drain	4	3447001 thru 3447029
-85A	63901-175	HOSE ASSY - Cylinder Drain	4	3449001 and up
90	97499-019	HOSE ASSY - Vapor return line, Left	1	
-90A	97499-030	HOSE ASSY - Vapor return line, Right	1	
95	97499-021	HOSE ASSY - Manifold Drain	2	
100	97499-022	HOSE - Fuel Drain	2	
105	492-253	VALVE - Drain (1H19-5)	2	
110	37659-000	ELBOW - Fuel Drain	2	
115	458-934	ELBOW - (AN833-4)	2	
120	458-938	ELBOW - (AS1040-0404)	2	
125	458-864	ELBOW - (AS1040-0606)	2	
130	458-848	ELBOW - (AS1040-0808)	2	
135	584-202	REDUCER - (221501-8-6S)	2	
140	453-680	REDUCER - (AN912-1J)	2	
145	484-349	REDUCER - (AN919-1D)	2	
150	488-320	TEE - (AN824-4D)	2	
155	588-443	TEE - (AS5197-040402)	2	3447001 thru 3447029
-155A	691-220	TEE - (MS20825-4)	2	3449001 and up
160	690-630	WASHER - (NAS1149F0763P)	2	
-160A	477-629	NUT - (AS5178-04)	2	
165	690-630	WASHER - (NAS1149F0763P)	4	
-165A	477-618	NUT - (AS5178D04)	2	
170	690-635	WASHER - (NAS1149F1290P)	4	
-170A	477-691	NUT - (AS5178-08)	2	
175	477-624	NUT - (AN818-8D)	2	
180	690-632	WASHER - (NAS1149F0963P)	6	
-180A	477-631	NUT - (AS5178-06)	4	
185	554-793	CLAMP	2	
190	690-630	WASHER - (NAS1149F0763P)	2	
-190A	477-629	NUT - (AS5178-04)	2	

- ITEM NOT ILLUSTRATED

When ordering, always specify Part Number, Description, and Serial Number of Aircraft

Revised: March 10, 2009

PIPER AIRCRAFT, INC.
PA-34-220T
AIRPLANE PARTS CATALOG

Figure and Index Number	Part Number	Nomenclature	No. Req.	Serial Numbers Affected
60-				
195	454-929	CLAMP - Left side only	1	
-195A	411-532	SCREW - (MS35207-263) Left side only	1	
-195B	690-609	WASHER - (NAS1149F0332P) Left side only	1	
-195C	404-526	NUT - (MS21042-3) Left side only	1	
200	454-977	CLAMP	2	
205	454-933	CLAMP	2	
-205A	411-534	SCREW - (MS35207-265)	2	
-205B	690-612	WASHER - (NAS1149F0363P)	2	
-205C	404-526	NUT - (MS21042-3)	2	
210	37660-000	SUPPORT	2	
215	454-929	CLAMP	2	
-215A	411-532	SCREW - (MS35207-263)	2	
-215B	690-609	WASHER - (NAS1149F0332P)	2	
-215C	404-526	NUT - (MS21042-3)	2	
220	454-930	CLAMP	4	
225	454-929	CLAMP	4	
-225A	411-534	SCREW - (MS35207-265)	4	
-225B	690-612	WASHER - (NAS1149F0363P)	4	
-225C	404-526	NUT - (MS21042-3)	4	
230	83744-189	TUBE ASSY - Fuel Vent	2	3449001 and up
235	84522-003	TRANSDUCER ASSY COMPLETE - Fuel flow	2	3449001 and up
-235A	686-088	* TRANSDUCER - (sensor assy)	1	

NOTES:

1. USED IF AIR CONDITIONING IS INSTALLED.

- ITEM NOT ILLUSTRATED

When ordering, always specify Part Number, Description, and Serial Number of Aircraft

Revised: September 10, 2008

**PIPER AIRCRAFT, INC.
PA-34-220T
AIRPLANE PARTS CATALOG**

THIS PAGE INTENTIONALLY LEFT BLANK

PIPER AIRCRAFT, INC.
PA-34-220T
AIRPLANE PARTS CATALOG

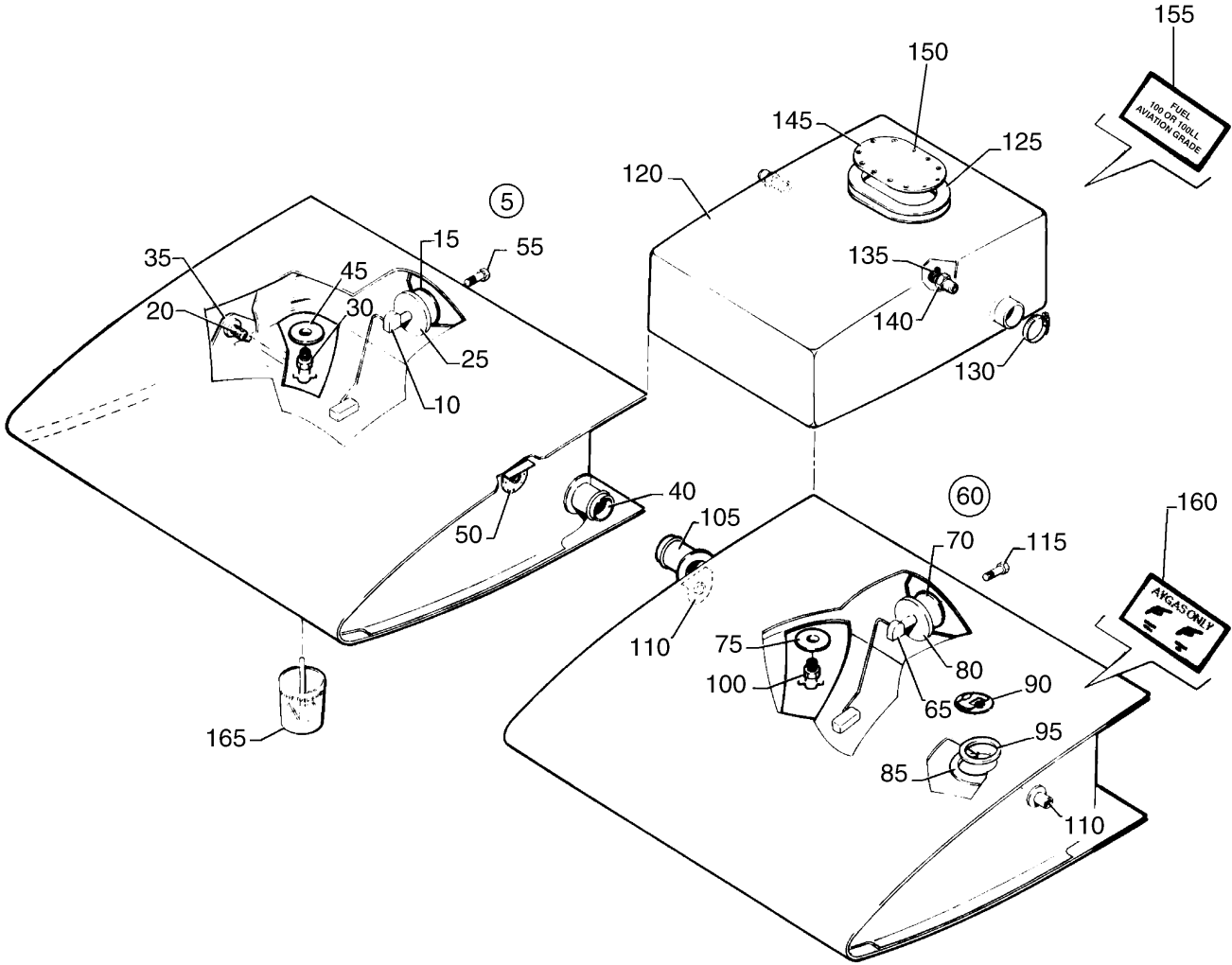


Figure 61. Fuel Tank Assemblies

PIPER AIRCRAFT, INC.
PA-34-220T
AIRPLANE PARTS CATALOG

Figure and Index Number	Part Number	Nomenclature	No. Req.	Serial Numbers Affected
61	37093 (BL) 87229 (AC)	DRAWING - Wing Assembly (Complete) DRAWING - Fuel System Installation		
5	95071-008	TANK ASSY - Fuel, Inboard, Left (SEE NOTE 1)	REF	
-5A	95071-009	TANK ASSY - Fuel, Inboard, Right (SEE NOTE 1)	REF	
10	550-503	* SENDER - Fuel (inbd)	1	
15	755-049	** GASKET - Fuel Sender (15-716)	1	
20	87714-002	* STRAINER - Fuel Tank finger	1	
25	62044-000	* PLATE - Fuel Tank	1	
30	491-806	* VALVE - Fuel Drain (F391-187B)	1	
35	96871-000	* OUTLET ASSY - Fuel Tank, Left	1	
-35A	96871-001	* OUTLET ASSY - Fuel Tank, Right	1	
40	37745-002	* FITTING ASSY - Tank interconnect	1	
45	87248-002	* PLATE - Drain	2	
50	37765-002	* FITTING ASSY - Fuel Tank Vent	1	
55	401-266	* BOLT - (AN3-5A)	5	
-55A	407-043	* WASHER - (MS35338-43)	5	
-55B	690-612	* WASHER - (NAS1149F0363P)	5	
60	95070-008	TANK ASSY - Fuel, Outboard, Left (SEE NOTE 1)	REF	
-60A	95070-009	TANK ASSY - Fuel, Outboard, Right (SEE NOTE 1)	REF	
65	550-504	* SENDER - Fuel (outbd)	1	
70	755-049	** GASKET - Fuel Sender (15-716)	1	
75	62033-000	* DRAIN PLATE	1	
80	62044-000	* PLATE - Fuel Tank	1	
85	87241-008	* FILLER NECK ASSY	1	
90	654-557	* CAP ASSY - Fuel Tank (non-locking) - with vent valve	1	
-90A	654-556	* CAP ASSY - Fuel Tank (flush, locking - with vent valve)	1	
95	66815-000	** GASKET - Fuel Cap (SEE NOTES 2 AND 3)	1	
-95A	66814-002	** GASKET - Fuel Cap (SEE NOTE 2)	1	
-95B	66814-000	** GASKET - Fuel Cap (SEE NOTE 2)	1	
-95C	39822-002	** GASKET - Fuel Cap (SEE NOTE 3)	1	
-95D	39822-003	** GASKET - Fuel Cap (SEE NOTE 3)	1	
100	491-806	* VALVE - Fuel Drain (F391-187B)	1	
105	37745-002	* FITTING ASSY - Tank interconnect	1	
110	37765-002	* FITTING ASSY - Tank Vent	2	
115	401-266	* BOLT - (AN3-5A)	5	
-115A	407-043	* WASHER - (MS35338-43)	5	
-115B	690-612	* WASHER - (NAS1149F0363P)	5	
-115C	494-191	* WASHER - Fiber	5	
120	461-705	TANK ASSY - Fuel, Center (2F1-6-41832-3)	REF	
125	755-044	* GASKET	2	
130	654-047	CLAMP - (9432) (SEE NOTE 4)	4	
135	654-048	CLAMP (SEE NOTE 4)	4	

- ITEM NOT ILLUSTRATED

When ordering, always specify Part Number, Description, and Serial Number of Aircraft

Revised: March 10, 2009

**PIPER AIRCRAFT, INC.
PA-34-220T
AIRPLANE PARTS CATALOG**

Figure and Index Number	Part Number	Nomenclature	No. Req.	Serial Numbers Affected
61-				
140	451-859	ADAPTER - (AN840-8D) (SEE NOTE 4)	4	
145	37788-002	COVER - Fuel Tank (SEE NOTE 4)	2	
150	416-801	SCREW - (MS24693S296) (SEE NOTE 4)	12	
155	35669-163	PLACARD - Fuel	2	
160	456-682	DECAL - Avgas (000002)	REF	
165	67728-000	FUEL CHECKER BOTTLE	1	

NOTES:

1. SEE FIGURE 2 FOR NEXT HIGHER ASSEMBLY.
2. USED WITH FUEL CAP ASSEMBLY P/N 38599-002.
3. USED WITH FUEL CAP ASSEMBLY P/N 39824-002.
4. USED IF OPTIONAL CENTER FUEL CELL IS INSTALLED.

- ITEM NOT ILLUSTRATED

When ordering, always specify Part Number, Description, and Serial Number of Aircraft

Revised: September 10, 2008

**PIPER AIRCRAFT, INC.
PA-34-220T
AIRPLANE PARTS CATALOG**

**SECTION IX
CONTROL SYSTEM GROUP**

Reissued: December 10, 2006

PIPER AIRCRAFT, INC.
PA-34-220T
AIRPLANE PARTS CATALOG

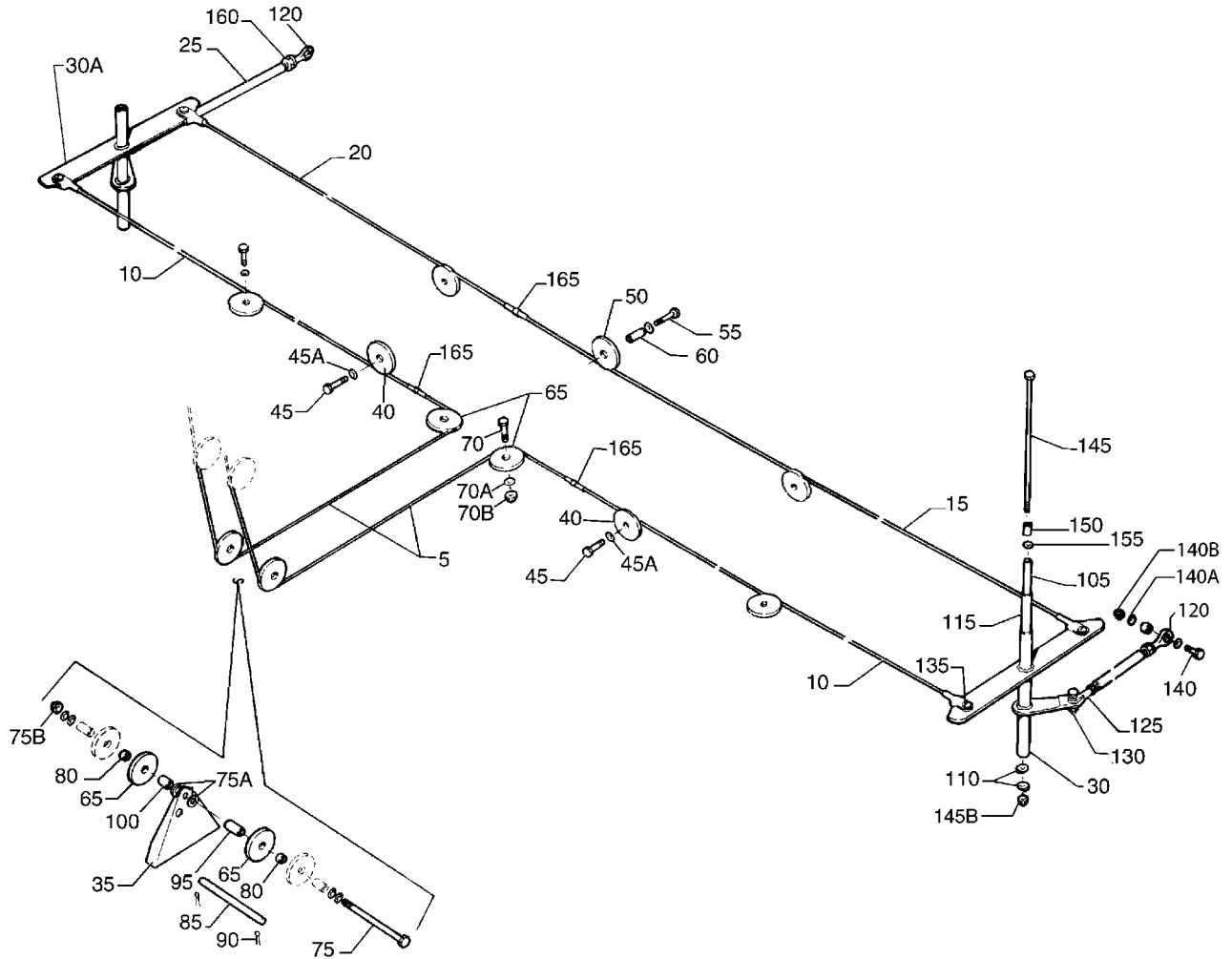


Figure 62. Aileron Control Installation

PIPER AIRCRAFT, INC.
PA-34-220T
AIRPLANE PARTS CATALOG

Figure and Index Number	Part Number	Nomenclature	No. Req.	Serial Numbers Affected
62	37300 (CN) 79700	DRAWING - Control System Installation DRAWING - Zinc Chromate and Cable Kit (optional)		
5	62701-228	CABLE ASSY - Aileron, Forward (galvanized) (Reference Piper Service Bulletin #1048, - latest revision.)	2	
5	62701-229	CABLE ASSY - Aileron, Forward (stainless steel - optional) (Reference Piper Service Bulletin #1048, - latest revision.)	2	
10	62701-127	CABLE ASSY - Aileron, Wing (galvanized) (Reference Piper Service Bulletin #1048, - latest revision.)	2	
10	62701-130	CABLE ASSY - Aileron, Wing (stainless steel - optional) (Reference Piper Service Bulletin #1048, - latest revision.)	2	
15	62701-125	CABLE ASSY - Aileron, Balance, Left (galvanized) (Reference Piper Service Bulletin #1048, - latest revision.)	1	
15	62701-132	CABLE ASSY - Aileron, Balance, Left (stainless steel - optional) (Reference Piper Service Bulletin #1048, - latest revision.)	1	
20	62701-126	CABLE ASSY - Aileron, Balance, Right (galvanized) (Reference Piper Service Bulletin #1048, - latest revision.)	1	
20	62701-131	CABLE ASSY - Aileron, Balance, Right (stainless steel - optional) (Reference Piper Service Bulletin #1048, - latest revision.)	1	
25	37293-000	PUSH ROD - Aileron	2	
30	37290-000	BELLCRANK ASSY - Aileron, Left	1	
30A	37290-001	BELLCRANK ASSY - Aileron, Right	1	
35	96185-000	BRACKET - Shaft Support	1	
40	62711-002	PULLEY	2	3447001 thru 3447029; 3449001 thru 3449151
-40A	63955-008	PULLEY ASSY	2	3449152 and up
-40B	62713-004	BEARING - Pulley, Outer	4	3447001 thru 3447029; 3449001 thru 3449151
-40C	65003-047	BUSHING - Inner	2	
-40D	424-062	COTTER PIN - (MS24665-289)	2	
45	401-315	BOLT - (AN4-15A)	2	
45A	690-611	WASHER - (NAS1149F0463P)	2	
50	63955-005	PULLEY ASSY	1	
55	400-008	BOLT - (AN4-13A)	1	
-55A	690-628	WASHER - (NAS1149F0563P)	2	
-55B	690-611	WASHER - (NAS1149F0463P)	1	
-55C	404-530	NUT - (MS21042-4)	1	
60	62712-003	BEARING - Pulley, Inner	1	
65	41001-010	PULLEY	4	
70	401-188	BOLT - (AN5-10A)	2	
70A	690-619	WASHER - (NAS1149F0532P)	6	
70B	404-531	NUT - (MS21042-5)	2	
75	401-385	BOLT - (AN5-64A)	1	
75A	690-628	WASHER - (NAS1149F0563P)	6	
75B	404-531	NUT - (MS21042-5)	1	
80	62743-002	SPACER - Bushing	2	
85	62710-002	PIN - Cable Guard	1	
90	424-051	COTTER PIN - (MS24665-132)	2	
95	95061-071	BUSHING	1	
100	95061-059	BUSHING	1	
105	95061-054	BUSHING	2	
110	95675-000	WASHER - Aileron bellcrank	4	
115	63882-041	SLEEVE	2	
120	452-335	BEARING - Rod End (PS10020-2-1RX)	2	
125	554-687	CLEVIS - (MS35812-2)	2	

- ITEM NOT ILLUSTRATED

When ordering, always specify Part Number, Description, and Serial Number of Aircraft

Revised: March 10, 2009

PIPER AIRCRAFT, INC.
PA-34-220T
AIRPLANE PARTS CATALOG

Figure and Index Number	Part Number	Nomenclature	No. Req.	Serial Numbers Affected
62-				
130	400-055	BOLT - (AN3-10)	2	
-130A	690-612	WASHER - (NAS1149F0363P)	2	
-130B	404-100	NUT - (AN310-3)	2	
-130C	424-051	COTTER PIN - (MS24665-132)	2	
-130D	63900-119	BUSHING	4	
135	400-674	BOLT - (AN23-12)	4	
-135A	690-612	WASHER - (NAS1149F0363P)	8	
-135B	404-392	NUT - (AN320-3)	4	
-135C	424-051	COTTER PIN - (MS24665-132)	4	
140	401-270	BOLT - (AN3-11A)	2	
140A	690-612	WASHER - (NAS1149F0363P)	4	
140B	404-526	NUT - (MS21042-3)	2	
145	400-496	BOLT - (AN3-73A)	2	
-145A	690-612	WASHER - (NAS1149F0363P)	2	
145B	404-526	NUT - (MS21042-3)	2	
150	63900-147	SPACER	2	
155	690-609	WASHER - (NAS1149F0332P)	2	
160	404-322	NUT - (AN316-4R)	4	
165	489-910	TURNBUCKLE - (MS21251-B5S)	3	
-165A	554-979	CLIP - (MS21256-1)	6	

- ITEM NOT ILLUSTRATED

When ordering, always specify Part Number, Description, and Serial Number of Aircraft

Revised: March 10, 2009

**PIPER AIRCRAFT, INC.
PA-34-220T
AIRPLANE PARTS CATALOG**

THIS PAGE INTENTIONALLY LEFT BLANK

PIPER AIRCRAFT, INC.
PA-34-220T
AIRPLANE PARTS CATALOG

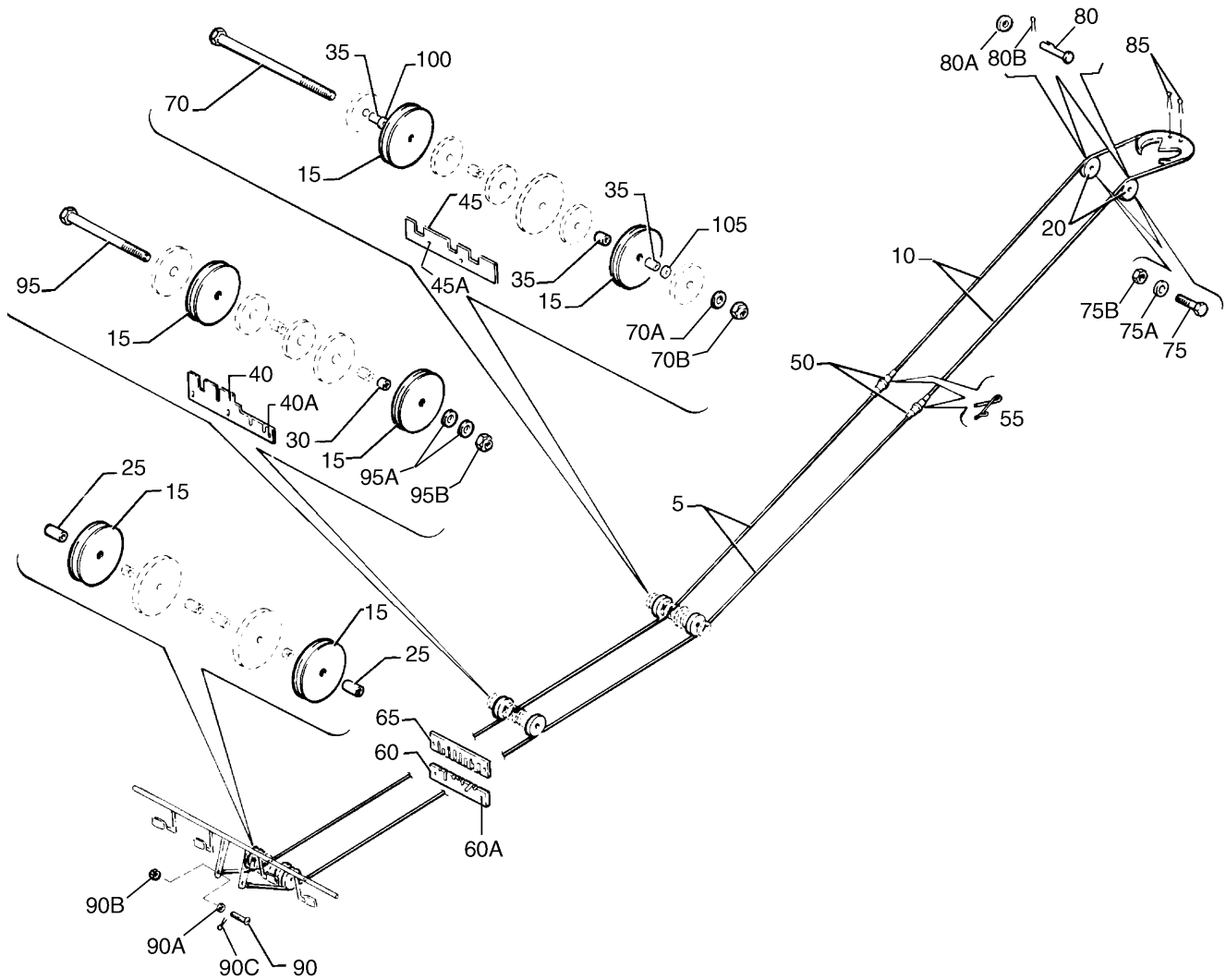


Figure 63. Rudder Control Installation

PIPER AIRCRAFT, INC.
PA-34-220T
AIRPLANE PARTS CATALOG

Figure and Index Number	Part Number	Nomenclature	No. Req.	Serial Numbers Affected
63	37300 (CN) 79700	DRAWING - Control System Installation DRAWING - Zinc Chromate and Cable Kit (optional)		
5	62701-081	CABLE ASSY - Rudder Control, Forward (galvanized) (Reference Piper Service Bulletin #1048, - latest revision.)	1	
5	62701-092	CABLE ASSY - Rudder Control, Forward (stainless steel - optional) (Reference Piper Service Bulletin #1048, - latest revision.)	1	
10	62701-072	CABLE ASSY - Rudder Control, Aft (stainless steel) (Reference Piper Service Bulletin #1048, - latest revision.)	1	3447001 thru 3447029; 3449001 thru 3449151
10	62701-217	CABLE ASSY - Rudder Control, Aft (galvanized) (Reference Piper Service Bulletin #1048, - latest revision.)	1	3449152 and up
15	41001-010	PULLEY - Rudder Control	6	
20	41001-003	PULLEY - Rudder Control	2	
25	86700-009	SPACER - Rudder Control	2	
30	62743-002	SPACER - Rudder Control	1	
35	95061-044	BUSHING - Rudder Control	3	
40	95942-002	FAIRLEAD - Pulley Guard	1	
40A	415-535	SCREW - (MS35206-245)	3	
45	96265-000	FAIRLEAD - Pulley Guard	1	
45A	415-535	SCREW - (MS35206-245)	2	
-45B	690-616	WASHER - (NAS1149FN832P)	2	
50	489-910	TURNBUCKLE - Rudder Cable (MS21251B5S)	2	
55	554-979	CLIP - Rudder Cable (MS21256-1)	4	
60	95562-000	FAIRLEAD - Spar Box	1	
60A	415-518	SCREW - (MS35206-228)	2	
65	95561-000	FAIRLEAD - Spar Box	1	
70	401-387	BOLT - (AN5-70A)	1	
70A	690-628	WASHER - (NAS1149F0563P)	1	
70B	404-531	NUT - (MS21042-5)	1	
75	400-004	BOLT - (AN4-7A)	2	
75A	690-613	WASHER - (NAS1149F0432P)	2	
75B	404-530	NUT - (MS21042-4)	2	
80	424-182	PIN - (MS20392-2C27)	2	
80A	690-609	WASHER - (NAS1149F0332P)	2	
80B	424-032	COTTER PIN - (MS24665-170)	2	
85	424-059	COTTER PIN - (MS24665-283)	2	
90	400-672	BOLT - (AN23-10)	2	
90A	690-612	WASHER - (NAS1149F0363P)	2	
90B	404-392	NUT - (AN320-3)	2	
90C	424-051	COTTER PIN - (MS24665-132)	2	
95	401-374	BOLT - (AN5-52A)	1	
95A	690-628	WASHER - (NAS1149F0563P)	2	
95B	404-531	NUT - (MS21042-5)	1	
100	690-616	WASHER - (NAS1149FN832P)	1	
105	690-619	WASHER - (NAS1149F0532P)	1	

- ITEM NOT ILLUSTRATED

When ordering, always specify Part Number, Description, and Serial Number of Aircraft

Revised: March 10, 2009

PIPER AIRCRAFT, INC.
PA-34-220T
AIRPLANE PARTS CATALOG

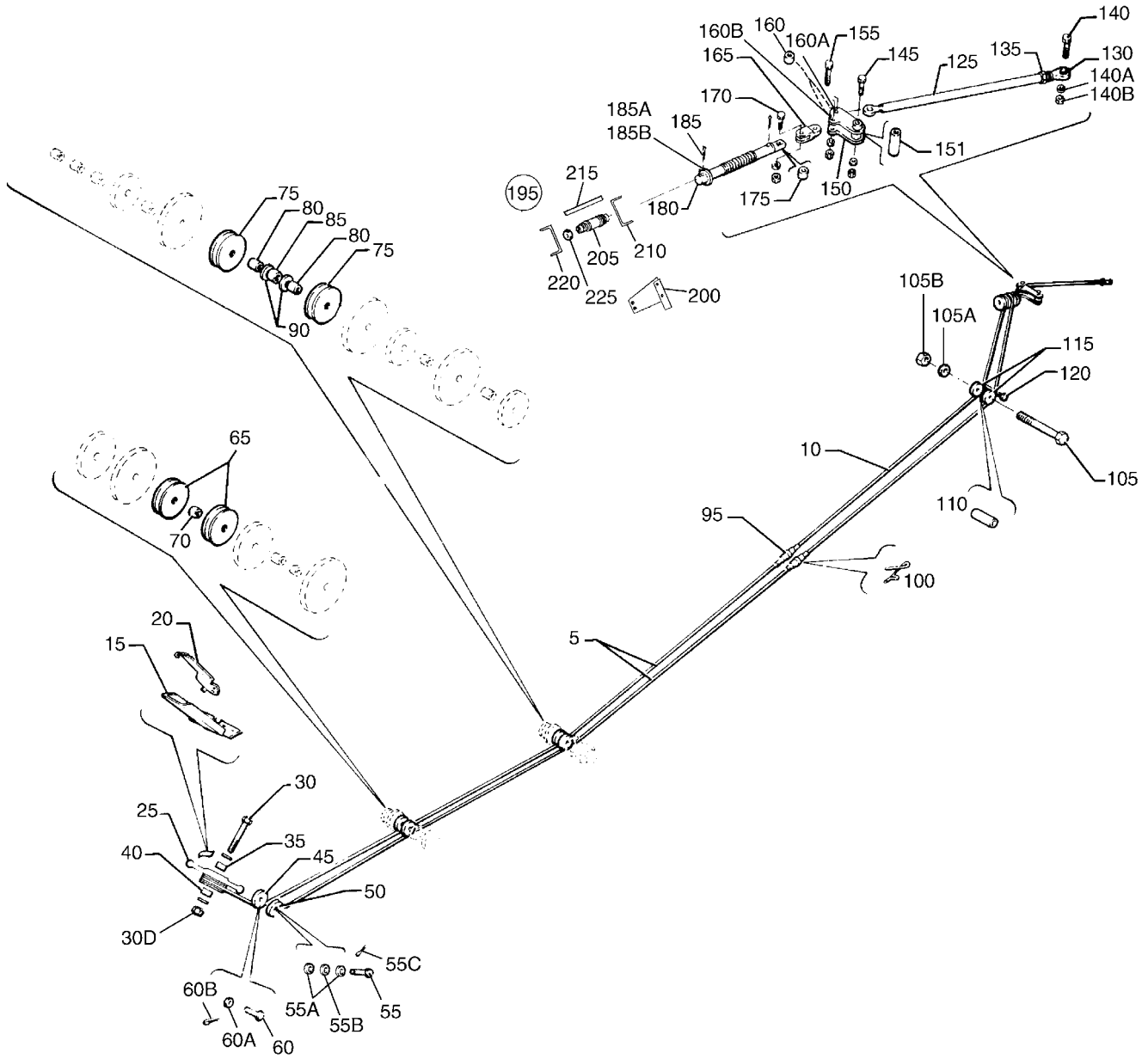


Figure 64. Rudder Trim Installation

PIPER AIRCRAFT, INC.
PA-34-220T
AIRPLANE PARTS CATALOG

Figure and Index Number	Part Number	Nomenclature	No. Req.	Serial Numbers Affected
64	37300 (CN) 95824 (J) 79700	DRAWING - Control System Installation DRAWING - Spar Assembly - Fin Aft DRAWING - Zinc Chromate and Cable Kit (optional)		
5	62701-069	CABLE ASSY - Rudder Trim Control, Forward (galvanized) (Reference Piper Service Bulletin #1048, - latest revision.)	2	
5	62701-082	CABLE ASSY - Rudder Trim Control, Forward (stainless steel - optional) (Reference Piper Service Bulletin #1048, - latest revision.)	2	
10	62701-070	CABLE ASSY - Rudder Trim Control, Aft (galvanized) (Reference Piper Service Bulletin #1048, - latest revision.)	1	
10	62701-214	CABLE ASSY - Rudder Trim Control, Aft (stainless steel - optional) (Reference Piper Service Bulletin #1048, - latest revision.)	1	
15	95556-000	BRACKET ASSY - Rudder Trim	1	
20	78001-000	* INDICATOR ASSY - Rudder Trim	1	
-20A	415-308	* SCREW - (MS27039-0808)	1	
-20B	690-616	* WASHER - (NAS1149FN832P)	1	
-20C	404-529	* NUT - (MS21042-08)	1	
25	96008-000	WHEEL ASSY - Rudder Trim	1	
30	400-451	BOLT - (AN3-20A)	1	
-30A	690-609	WASHER - (NAS1149F0332P) under head	1	
-30B	690-620	WASHER - (NAS1149F0632P)	1	
-30C	690-612	WASHER - (NAS1149F0363P) under head	1	
30D	404-526	NUT - (MS21042-3)	1	
35	63900-157	BUSHING - Rudder Trim Wheel	2	
40	63900-061	BUSHING	1	
45	96925-000	PULLEY - Rudder Trim	1	
50	481-640	PULLEY - Rudder Trim (MS24566-1B)	1	
55	424-178	PIN - (MS20392-2C19)	1	
55A	690-612	WASHER - (NAS1149F0363P)	2	
55B	690-609	WASHER - (NAS1149F0332P)	1	
55C	424-051	COTTER PIN - (MS24665-132)	1	
60	424-176	PIN - (MS20392-2C15)	1	
60A	690-609	WASHER - (NAS1149F032P)	1	
60B	424-051	COTTER PIN - (MS24665-132)	1	
65	481-651	PULLEY - Rudder Trim (MS20220-1)	2	
70	63900-121	BUSHING - Spacer	1	
75	63955-003	PULLEY - Rudder Trim	2	
80	62714-004	BEARING - Pulley, Inner	2	
85	95061-044	BUSHING - Spacer	1	
90	690-619	WASHER - (NAS1149F0532P)	2	
-90A	690-628	WASHER - (NAS1149F0563P)	1	
95	489-873	TURNBUCKLE - (MS21251-B2S)	2	
100	554-979	CLIP - (MS21256-1)	4	
105	400-019	BOLT - (AN4-26A)	1	
-105A	690-611	WASHER - (NAS1149F0463P)	1	
-105B	404-530	NUT - (MS21042-4)	1	
110	95061-040	BUSHING - Spacer	1	
115	481-626	PULLEY - Rudder Trim (MS20219-2)	2	
120	524-183	PIN - (MS20392-2C81)	1	
-120A	690-609	WASHER - (NAS1149F0332P)	1	
-120B	424-095	COTTER PIN - (MS24665-151)	1	
125	95573-003	ROD ASSY - Rudder Trim	1	
130	452-334	* BEARING - Rod End	1	
135	404-321	* NUT - (AN316-C4R)	1	
140	691-348	BOLT - (NAS6603-8)	1	

- ITEM NOT ILLUSTRATED

When ordering, always specify Part Number, Description, and Serial Number of Aircraft

Revised: March 10, 2009

PIPER AIRCRAFT, INC.
PA-34-220T
AIRPLANE PARTS CATALOG

Figure and Index Number	Part Number	Nomenclature	No. Req.	Serial Numbers Affected
64-				
140A	690-609	WASHER - (NAS1149F0332P)	1	
140B	404-526	NUT - (MS21042-3)	1	
145	400-451	BOLT - (AN3-20A)	1	
-145A	690-612	WASHER - (NAS1149F0363P)	1	
-145B	690-611	WASHER - (NAS1149F0463P)	1	
-145C	690-613	WASHER - (NAS1149F0432P)	1	
-145D	404-526	NUT - (MS21042-3)	1	
150	37422-000	ARM ASSY - Travel Control	1	
151	95061-112	BUSHING	1	
155	401-269	BOLT - (AN3-10A)	2	
-155A	690-612	WASHER - (NAS1149F0363P)	4	
-155B	404-526	NUT - (MS21042-3)	2	
160	95061-114	BUSHING	2	3447001 thru 3447029
160A	95061-114	BUSHING	1	3449001 and up
160B	95061-314	BUSHING	1	3449001 and up
165	37423-000	LINK ASSY - Trim Travel	1	3447001 thru 3447029
-165A	37423-003	LINK ASSY - Trim Travel	1	3449001 and up
170	401-269	BOLT - (AN3-10A)	1	
-170A	690-612	WASHER - (NAS1149F0363P)	3	
-170B	404-526	NUT - (MS21042-3)	1	
175	95061-113	BUSHING	1	
180	37424-000	SHAFT ASSY - Trim Adjustment	1	
185	424-123	COTTER PIN - (MS24665-368)	2	
185A	690-631	WASHER - (NAS1449F0863P)	AR	
185B	690-627	WASHER - (NAS1149F0832P)	AR	
195	78652-000	BRACKET ASSY - Barrel Mount (SEE FIGURE 22, ITEM 80 FOR NEXT HIGHER ASSEMBLY.)	1	
200	96228-000	* BRACKET	1	
205	96596-000	* BARREL	1	
210	78657-000	* SUPPORT ASSY	1	
215	68491-000	* GUARD	1	
220	78656-000	* SUPPORT ASSY	1	
225	62833-018	* WASHER	AR	

- ITEM NOT ILLUSTRATED

When ordering, always specify Part Number, Description, and Serial Number of Aircraft

Revised: March 10, 2009

**PIPER AIRCRAFT, INC.
PA-34-220T
AIRPLANE PARTS CATALOG**

THIS PAGE INTENTIONALLY LEFT BLANK

PIPER AIRCRAFT, INC.
PA-34-220T
AIRPLANE PARTS CATALOG

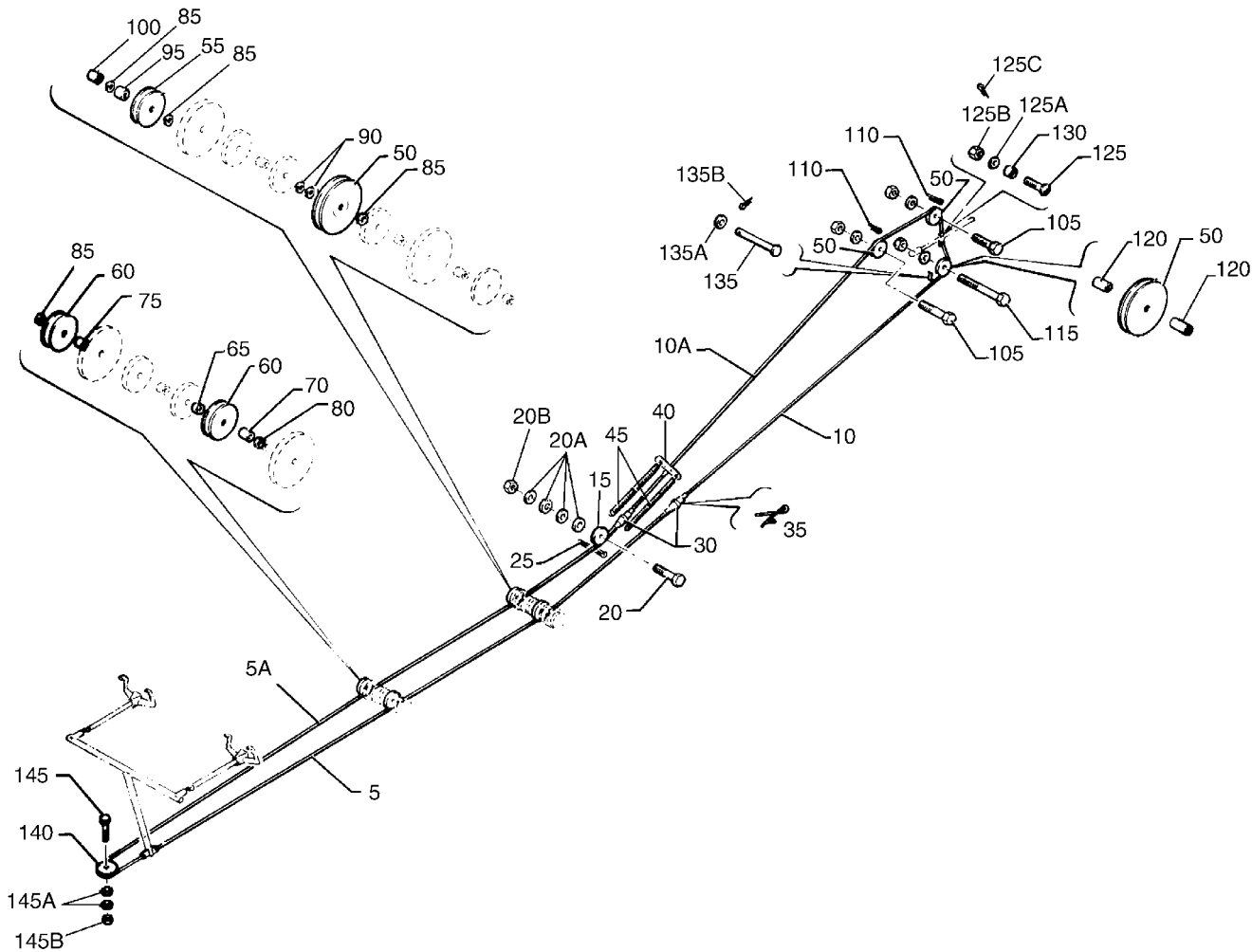


Figure 65. Stabilator Control Installation

PIPER AIRCRAFT, INC.
PA-34-220T
AIRPLANE PARTS CATALOG

Figure and Index Number	Part Number	Nomenclature	No. Req.	Serial Numbers Affected
7	39530 100850 (BR)	DRAWING - Fuselage Assembly DRAWING - Fuselage Assembly		3447001 thru 3447029 3449001 and up
1	39530-005	FUSELAGE ASSY	1	3447001 thru 3447029
1	100850-002	FUSELAGE ASSY	1	3449001 thru 3449195
1	100850-003	FUSELAGE ASSY	1	3449196 thru 3449310; 3449312 and up (without Entegra)
1	100850-004	FUSELAGE ASSY	1	3449311, 3449323 and up (with Entegra)
5	95887-010	* AFT FUSELAGE ASSY (SEE FIG. 14 FOR BKDN)	REF	
10	39467-003	* SKIN - Cockpit - Upper Fwd	1	3447001 thru 3447029
10	39467-005	* SKIN - Cockpit - Upper Fwd	1	3449001 thru 3449160; 3449162 thru 3449195
10	39467-007	* SKIN - Cockpit - Upper Fwd	1	3449161, 3449196 and up
15	79563-002	* SKIN - Cockpit - Upper Fwd - Left	1	
15	79563-004	* SKIN - Cockpit - Upper Fwd - Right	1	
20	83369-004	* COVER - Cowl Deck	1	3449152 and up
20	83369-003	* COVER - Cowl Deck	1	3449001 thru 3449151
20	83369-002	* COVER - Cowl Deck	1	3447001 thru 3447029
25	69899-002	* SKIN - Upper Fwd	1	3449001 and up
25	69899-000	* SKIN - Upper Fwd	1	3447001 thru 3447029
30	85286-002	* SKIN - Cockpit - Center - Left	1	
35	85286-003	* SKIN - Cockpit - Fwd - Right	1	
40	85286-006	* SKIN - Cockpit - Center - Right	1	
45	481-772	* HANDLE	1	
50	69902-000	* SKIN - Upper Aft	1	
55	76255-002	* SKIN - Window Trim - Fwd - Left	1	3447001 thru 3447029
55	76255-008	* SKIN - Window Trim - Fwd - Left	1	3449001 and up
55A	79561-015	* SKIN - Window Trim - Fwd - Right	1	3447001 thru 3447029
55A	79561-035	* SKIN - Window Trim - Fwd - Right	1	3449001 thru 3449029
55A	79561-049	* SKIN - Window Trim - Fwd - Right	1	3449030 and up
60	87247-002	* LOWER PAN ASSY	1	
65	69903-000	* SKIN - Upper Fwd	1	
70	69904-000	* SKIN - Upper Aft	1	
75	85286-005	* SKIN - Cockpit Aft - Right	1	
80	69881-003	* GUTTER - Aft Cabin Door	1	3447021 thru 3447029; 3449001 and up
85	69881-002	* GUTTER - Cargo Door	1	3447021 thru 3447029; 3449001 and up
90	37939-003	* COVER ASSY - Cargo Door	1	
95	487-674	* STUD - Cargo Door Strap	1	
100	37737-000	* SKIN - Lower Fwd	1	
105	37738-000	* SKIN - Lower Center	1	3447001 thru 3447029; 3449001 thru 3449310, 3449312 thru 3449322, 3449324 thru 3449325
105	37738-002	* SKIN - Lower Center	1	3449311, 3449323 and up (with Entegra)
110	37739-000	* SKIN - Lower Aft	1	3447001 thru 3447029; 3449001 thru 3449310, 3449312 thru 3449322, 3449324 thru 3449325

- ITEM NOT ILLUSTRATED

When ordering, always specify Part Number, Description, and Serial Number of Aircraft

Revised: December 10, 2009

PIPER AIRCRAFT, INC.
PA-34-220T
AIRPLANE PARTS CATALOG

Figure and Index Number	Part Number	Nomenclature	No. Req.	Serial Numbers Affected
7-				
110	37739-002	* SKIN - Lower Aft	1	3449311, 3449323 and up (with Entegra)
-110A	62833-014	* WASHER - Rubber, left and right (Required when De-ice package is not installed.)	2	3449311, 3449323 and up (with Entegra)
115	69898-000	* SKIN - Lower Aft	1	
120	69897-002	* SKIN - Lower Aft	1	3449001 and up
120	69897-000	* SKIN - Lower Aft	1	3447001 thru 3447029
125	68602-000	* SKIN - Lower Aft - Left	1	3447001 thru 3447029
-125A	68602-001	* SKIN - Lower Aft - Right	1	
130	68602-002	* SKIN - Lower Aft - Left	1	3449001 and up
135	68014-000	* STEP ASSY	1	

- ITEM NOT ILLUSTRATED

When ordering, always specify Part Number, Description, and Serial Number of Aircraft

Revised: December 10, 2009

PIPER AIRCRAFT, INC.
PA-34-220T
AIRPLANE PARTS CATALOG

Figure and Index Number	Part Number	Nomenclature	No. Req.	Serial Numbers Affected
9	39530	DRAWING - Fuselage Assy		3447001 thru 3447029
	100850 (BR)	DRAWING - Fuselage Assy		3449001 and up
	37300	DRAWING - Control System Installation		
1	39530-005	UPPER COCKPIT ASSY - Forward	1	3447001 thru 3447029
1	100850-002	UPPER COCKPIT ASSY - Forward	1	3449001 thru 3449195
1	100850-003	UPPER COCKPIT ASSY - Forward	1	3449196 thru 3449310; 3449312 and up (without Entegra)
1	100850-004	UPPER COCKPIT ASSY - Forward	1	3449311, 3449323 and up (with Entegra)
-1A	101757-005	* COWL DECK SKIN ASSY	1	3449311, 3449323 and up (with Entegra)
5	39528-003	* FRAME ASSY - Sta. 49.50	1	3449311, 3449323 and up (with Entegra)
5	39528-002	* FRAME ASSY - Sta. 49.50	1	3447001 thru 3447029; 3449001 thru 3449310, 3449312 and up (without Entegra)
10	95125-000	** CHANNEL - Frame - Sta. 49.50	1	
15	39538-002	* ZEE - Upper Longeron - Left	1	
-15A	39538-003	* ZEE - Upper Longeron - Right	1	
20	39493-002	* STRINGER - Skin Support - Outboard	2	
25	39493-004	* STRINGER - Skin Support - Center - Left	1	
25A	39493-003	* STRINGER - Skin Support - Center - Right	1	
30	95144-003	* STRAP - Frame - Sta. 49.50 - Upper Right	1	
-30A	95144-002	* STRAP - Frame - Sta. 49.50 - Upper Left	1	
35	79587-003	* SHIM - Instrument Panel Angle	1	3447001 thru 3447029; 3449001 thru 3449310, 3449312 and up (without Entegra)
40	39591-002	* FITTING ASSY - NLG - Left	1	
-40A	39591-003	* FITTING ASSY - NLG - Right	1	
45	39507-002	* CHANNEL - Upper Cockpit - Left	1	
-45A	39507-003	* CHANNEL - Upper Cockpit - Right	1	
50	87208-002	* PLATE ASSY - Mounting - Left	1	
55	87260-008	* BRACKET ASSY - Instrument Panel - Left	1	
-60	87261-002	* BRACKET ASSY - Instrument Panel - Right	1	3447001 thru 3447029
-60A	87261-006	* BRACKET ASSY - Instrument Panel - Right	1	3449001 and up
65	69837-005	* ANGLE ASSY - Instrument Panel - Left	1	
70	69841-005	* ANGLE ASSY - Instrument Panel - Right	1	
75	39562-002	* WEB ASSY - Upper Cockpit - Left	1	3447001 thru 3447029
-75A	39562-003	* WEB ASSY - Upper Cockpit - Right	1	
-75B	39562-008	* WEB ASSY - Upper Cockpit - Left	1	3449001 and up
-80	— - —	* DELETED		
85	68272-002	* PLATE - Control Wheel	2	
85	101916-002	* GUIDE	2	3449311, 3449323 and up (Entegra/WAAS)
90	68273-002	* BUSHING - Control Wheel	2	
95	68272-003	* PLATE - Control Wheel	4	
95	101916-003	* PLATE	2	3449311, 3449323 and up (Entegra/WAAS)
100	484-792	* O-RING - (MS28775-218)	2	
105	95144-006	* STRAP - Frame	2	
110	62644-000	* WEB - Fwd Cockpit - Sta. 108	1	

- ITEM NOT ILLUSTRATED

When ordering, always specify Part Number, Description, and Serial Number of Aircraft

Revised: December 10, 2009

PIPER AIRCRAFT, INC.
PA-34-220T
AIRPLANE PARTS CATALOG

Figure and Index Number	Part Number	Nomenclature	No. Req.	Serial Numbers Affected
9-				
115	96876-000	* BRACE - NLG Mount	1	
120	95833-000	* BRACE - NLG Mount	1	
125	95834-000	* ANGLE - Hydraulic Mount Assy	1	
130	95724-006	* MOUNT ASSY - NLG - Hydraulic Jack (Reference Piper Service Bulletin #1123, - latest revision.)	1	
135	85369-003	* SUPPORT - Armrest	1	
140	85369-002	* SUPPORT - Armrest	1	
145	85208-009	* RADIO RACK	1	3447001 thru 3447029; 3449001 thru 3449160, 3449162 thru 3449177 3449001 thru 3449161, 3449178 and up
150	85208-018	* RADIO RACK	1	
155	69129-002	* ZEE - Longeron Reinforcement	1	
160	39558-002	* GUSSET - Cockpit	1	
165	39618-002	* COVER ASSY - Frame - Sta. 49.5 - Left	1	3447001 thru 3447029; 3449001 thru 3449268
-165	39618-009	* COVER ASSY - Frame - Sta. 49.5 - Left	1	3449269 and up
165A	39618-003	* COVER ASSY - Frame - Sta. 49.5 - Right	1	3447001 thru 3447029
-165B	39618-006	* COVER ASSY - Frame - Sta. 49.5 - Right	1	3449097 and up
170	95144-004	* STRAP - Frame - Sta. 49.50 - Lower Left	1	
170A	95144-005	* STRAP - Frame - Sta. 49.50 - Lower Right	1	
175	85349-009	* CHANNEL ASSY - Instrument Panel, Left	1	
175	101835-002	* CHANNEL ASSY	1	3449311, 3449323 and up (Entegra/WAAS)
-180	85349-012	* CHANNEL ASSY - Instrument Panel, Right	1	
185	514-766	* SCREW - (10084-35-2)	8	3447001 thru 3447029
185	520-011	* SCREW	4	3449001 thru 3449310, 3449312 and up (without Entegra)
185	517-719	* SCREW - Left and Right (near clip)	2	3449311, 3449323 and up (Entegra/WAAS)
185	515-720	* SCREW - Left and Right	2	3449311, 3449323 and up (Entegra/WAAS)
185A	690-618	* WASHER - (NAS1149FN816P)	8	3447001 thru 3447029; 3449001 thru 3449310, 3449312 and up (without Entegra)
185B	404-529	* NUT - (MS20365-832C)	8	3447001 thru 3447029; 3449001 thru 3449310, 3449312 and up (without Entegra)
185B	557-732	* COLLAR - (HL82-5A) Left and Right	8	3449311, 3449323 and up (Entegra/WAAS)
190	39621-002	* CLIP - Instrument Panel Support Tube - Aft Left	1	
190	39621-006	* CLIP - Instrument Panel Support Tube - Aft Left	1	3449311, 3449323 and up (Entegra/WAAS)
-190A	39621-003	* CLIP - Instrument Panel Support Tube - Aft Right	1	
-190A	39621-005	* CLIP - Instrument Panel Support Tube - Aft Right	1	3449311, 3449323 and up (Entegra/WAAS)
191	39519-004	* SUPPORT INSTALLATION	1	3449311, 3449323 and up (with Entegra)
191	39519-002	* SUPPORT INSTALLATION	1	3447001 thru 3447029; 3449001 thru 3449310, 3449312 and up (without Entegra)

- ITEM NOT ILLUSTRATED

When ordering, always specify Part Number, Description, and Serial Number of Aircraft

PIPER AIRCRAFT, INC.
PA-34-220T
AIRPLANE PARTS CATALOG

Figure and Index Number	Part Number	Nomenclature	No. Req.	Serial Numbers Affected
66	37300 (CN) 95990 (P) 85200 (BY) 79700	DRAWING - Control System Installation DRAWING - Stabilator Trim Installation DRAWING - Interior Installation DRAWING - Zinc Chromate and Cable Kit (optional)		
5	62701-077	CABLE ASSY - Stabilator Trim, Forward, Right (galvanized) (SEE NOTES 1 AND 4)	2	
5	62701-088	CABLE ASSY - Stabilator Trim, Forward, Right (stainless steel - opt.) (SEE NOTE 4)	2	
-5A	62701-236	CABLE ASSY - Stabilator Trim, Forward, Left (stainless steel) (SEE NOTES 1 AND 4)	1	3449152 and up
10	62701-073	CABLE ASSY - Stabilator Trim, Aft (stainless steel) (SEE NOTE 4)	2	3447001 thru 3447029; 3449001 thru 3449151
-10A	62701-218	CABLE ASSY - Stabilator Trim, Aft (galvanized) (SEE NOTE 4)	2	3449152 and up
15	489-873	TURNBUCKLE - (MS21251-B2S)	2	
20	554-979	CLIP - (MS21256-1)	4	
25	481-640	PULLEY - (MS24566-1B)	2	
30	424-180	PIN - (MS20392-2C23)	1	
-30A	690-609	WASHER - (NAS1149F0332P)	1	
-30B	424-051	COTTER PIN - (MS24665-132)	1	
35	400-450	BOLT - (AN3-17A)	1	
-35A	690-609	WASHER - (NAS1149F0332P) under head	1	
-35B	690-612	WASHER - (NAS1149F0363P) under nut	1	
-35C	690-620	WASHER - (NAS1149F0632P)	AR	
-35D	404-526	NUT - (MS21042-3)	1	
40	419-520	SCREW - (AN531-6R8)	6	
45	68414-003	WHEEL ASSY - Stabilator Trim	1	
50	68486-000	BRACKET - Stabilator Trim	1	
-50A	400-438	BOLT - (AN3-4A)	3	
-50B	690-612	WASHER - (NAS1149F0363P)	3	
-50C	404-526	NUT - (MS21042-3)	3	
55	63900-061	BUSHING	1	
60	62833-037	WASHER	1	
65	96479-002	GUARD - Cable	1	
-65A	415-533	SCREW - (MS35206-243)	2	
70	99834-000	ANGLE ASSY - Cable Guard	1	
-70A	415-533	SCREW - (MS35206-243)	2	
-70B	690-616	WASHER - (NAS1149FN832P)	2	
75	96482-000	SHAFT - Pulley	1	
80	63900-062	BUSHING	1	
85	86700-013	BUSHING	1	
90	63882-067	SLEEVE	1	
95	690-611	WASHER - (NAS1149F0463P)	1	
100	62711-004	PULLEY - Stabilator Trim	2	
100A	690-613	WASHER - (NAS1149F0432P)	1	
105	690-611	WASHER - (NAS1149F0463P)	AR	
105A	424-052	COTTER PIN - (MS24665-134)	2	
110	63955-003	PULLEY - Stabilator Trim	2	
115	62714-004	BEARING - Pulley	2	
120	95061-045	BUSHING - Spacer	1	
125	690-628	WASHER - (NAS1149F0563P)	1	
130	690-619	WASHER - (NAS1149F0532P)	2	
140	96002-000	CLIP - Stabilator Trim	1	
145	95266-000	RIB ASSY - Stabilator Trim	1	

- ITEM NOT ILLUSTRATED

When ordering, always specify Part Number, Description, and Serial Number of Aircraft

Revised: March 10, 2009

PIPER AIRCRAFT, INC.
PA-34-220T
AIRPLANE PARTS CATALOG

Figure and Index Number	Part Number	Nomenclature	No. Req.	Serial Numbers Affected
66-				
150	481-626	PULLEY - (MS20219-2)	2	
155	400-014	BOLT - (AN4-21A)	1	
-155A	407-565	WASHER - (AN960-416)	2	
-155B	404-530	NUT - (MS21042-4)	1	
160	86102-033	SLEEVE	1	
165	681-121	PIN - (MS20392-2C95)	1	
165A	690-609	WASHER - (NAS1149F0332P)	1	
165B	424-051	COTTER PIN - (MS24665-132)	1	
-165C	96000-000	CLIP	2	
170	96574-000	ROD ASSY - Stabilator Trim	1	
175	401-269	BOLT - (AN3-10A)	2	
175A	690-657	WASHER - (NAS1149D0363H)	2	
175B	404-526	NUT - (MS21042-3)	2	
180	404-325	NUT - (AN316-7R)	1	
185	65254-002	EYE BOLT - Stabilator Trim	1	
190	402-891	BOLT - (NAS464P3-10)	1	
-190A	690-612	WASHER - (NAS1149F0363P) under nut	1	
-190B	690-609	WASHER - (NAS1149F0332P) 1 under head, 1 under nut	2	
-190C	404-392	NUT - (AN320-3)	1	
-190D	424-051	COTTER PIN - (MS24665-132)	1	
-190E	690-628	WASHER - (NAS1149F0563P)	AR	
195	453-879	BUSHING - (NAS76A3-019)	1	
200	96003-000	LINK ASSY - Stabilator Trim (SEE NOTE 2)	1	
205	95999-000	BRACKET ASSY - Stabilator Trim	1	
206	452-413	* BEARING - Barrel Mount (KZ02902)	1	
210	410-039	SCREW - (MS24694-S51)	4	
-210A	406-639	NUT PLATE - (NAS698A-3)	4	
215	402-890	BOLT - (NAS464P3A5)	2	
-215A	690-609	WASHER - (NAS1149F0332P)	4	
220	63900-119	BUSHING	2	
225	96596-002	BARREL - Stabilator Trim	1	
230	65246-002	SHAFT - Stabilator Trim	1	
235	690-630	WASHER - (NAS1149F0763P)	1	
235A	424-123	COTTER PIN - (MS24665-368)	1	
240	524-185	PIN - (MS20392-2C85)	2	
240A	424-051	COTTER PIN - (MS24665-132)	2	
245	62833-063	WASHER	AR	
255	95996-000	CLIP - Stabilator Trim, Left	1	
255A	95996-001	CLIP - Stabilator Trim, Right	1	
260	401-266	BOLT - (AN3-5A)	2	
-260A	690-612	WASHER - (NAS1149F0363P)	2	
-260B	690-609	WASHER - (NAS1149F0332P)	2	
-260C	404-526	NUT - (MS21042-3)	2	
265	401-266	BOLT - (AN3-5A)	4	
265A	690-612	WASHER - (NAS1149F0363P)	4	
265B	404-526	NUT - (MS21042-3)	4	
270	96269-000	COVER - Stabilator Trim Mount	1	
275	96332-000	YOKE ASSY - Stabilator Trim	1	
280	402-889	BOLT - (NAS464P3-14) (SEE NOTE 3)	1	
-280A	690-612	WASHER - (NAS1149F0363P) under head	2	
-280B	690-609	WASHER - (NAS1149F0332P) under nut	1	
-280C	407-800	WASHER - (AN970-3) 1 under head, 1 under nut	2	
-280D	404-392	NUT - (AN320-3)	1	

- ITEM NOT ILLUSTRATED

When ordering, always specify Part Number, Description, and Serial Number of Aircraft

**PIPER AIRCRAFT, INC.
PA-34-220T
AIRPLANE PARTS CATALOG**

Figure and Index Number	Part Number	Nomenclature	No. Req.	Serial Numbers Affected
66-				
-280E	424-051	COTTER PIN - (MS24665-132)	1	
285	96001-000	BRACKET ASSY - Stabilator Trim	1	
285A	452-413	* BEARING - Barrel Mount (KZ02902)	1	
290	453-878	BUSHING - (NAS76A3-023)	1	
295	95991-000	BRACKET - Stabilator Trim, Left	1	
295A	95991-001	BRACKET - Stabilator Trim, Right	1	
305	68488-002	INDICATOR - Stabilator Trim	1	
-305A	411-532	SCREW - (MS35207-263)	1	
310	68739-004	BRACKET	1	

NOTES:

1. FOR S-TEC AUTOPILOT INSTALLATION, USE 62701-236 FWD STABILATOR TRIM CABLE ASSY ON LEFT SIDE AND 62701-077 CABLE ASSY ON RIGHT SIDE FOR SERIAL NUMBERS 3449152 AND UP.
2. REFERENCE PIPER SERVICE BULLETIN #1100, LATEST REVISION.
3. 100% INSPECTION REQUIRED FOR INSTALLATION OF REQUIRED HARDWARE, INCLUDING MS24665-132 COTTER PIN, AFTER STABILATOR TRIM INSTALLATION HAS BEEN COMPLETED.
4. REFERENCE PIPER SERVICE BULLETIN #1048, - LATEST REVISION.

- ITEM NOT ILLUSTRATED

When ordering, always specify Part Number, Description, and Serial Number of Aircraft

Revised: March 10, 2009

PIPER AIRCRAFT, INC.
PA-34-220T
AIRPLANE PARTS CATALOG

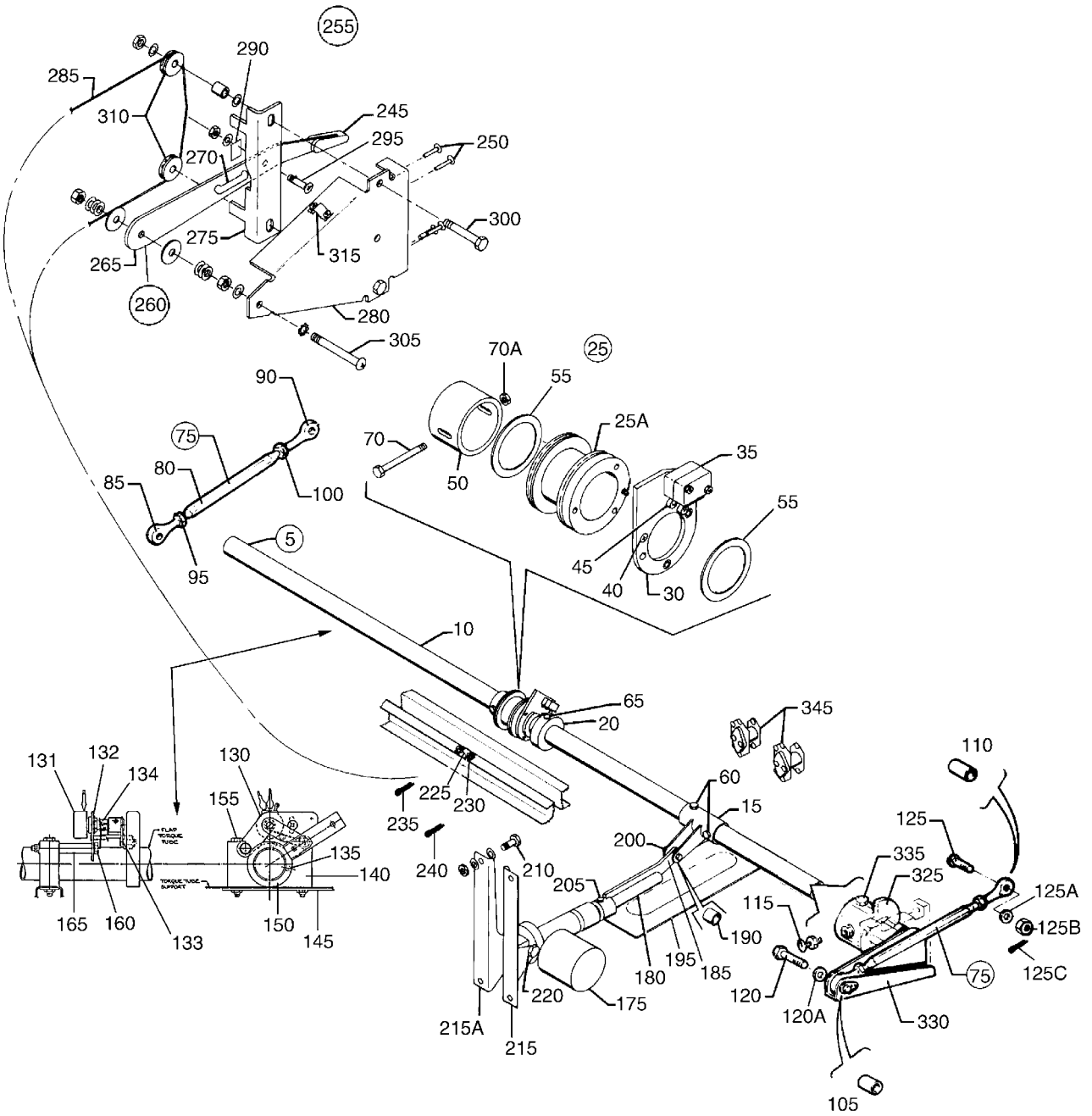


Figure 67. Flap Control Installation

PIPER AIRCRAFT, INC.
PA-34-220T
AIRPLANE PARTS CATALOG

Figure and Index Number	Part Number	Nomenclature	No. Req.	Serial Numbers Affected
67	37300 (CN) 87766 (V) 100850 (AT) 89422 (D)	DRAWING - Control System Installation DRAWING - Electric Flaps Installation DRAWING - Fuselage Assembly DRAWING - Electrical Flap Harness Assembly		
5	68451-003	TUBE ASSY - Flap Torque, complete	1	
10	68452-004	* TORQUE TUBE - Flap	1	
15	87765-003	* BELLCRANK ASSY - Flap Torque Tube	1	
20	87765-032	* CAM - Flap Torque Tube	1	
25	87765-033	* SWASH PLATE ASSY	1	
25A	87765-012	* * PULLEY - Flap Torque Tube	1	
30	87765-034	* * LEVER - Switch, Flap Torque Tube	1	
35	487-925	* * SWITCH - Flap Torque Tube (V3-1)	2	
40	414-748	* * SCREW - Pulley Attachment (MS24693-S28)	3	
45	451-841	* * ACTUATOR - Switch (JV-5)	2	
50	87765-035	* RETAINER - Flap Torque Tube	1	
55	87765-040	* WASHER	2	
60	400-012	* BOLT - Bellcrank Attachment (AN4-17A)	2	
-60A	690-611	* WASHER - (NAS1149F0463P)	6	
-60B	404-530	* NUT - (MS21042-4)	2	
65	486-304	* SCREW - Set (MS51966-112)	2	
70	400-446	* BOLT - Retainer Attachment (AN3-16A)	1	
70A	404-526	* NUT - (MS21042-3)	1	
75	62764-000	ROD ASSY - Flap Tube	2	
80	62764-002	* TUBE - Flap	1	
85	452-335	* BEARING	1	
90	452-336	* BEARING	1	
95	404-322	* NUT - (AN316-4R)	1	
100	404-320	* NUT - (AN316-4L)	1	
105	63900-038	BUSHING - Flap Rod End	2	
110	63900-039	BUSHING - Flap Rod End	2	
115	411-538	SCREW - (MS35207-269)	2	
-115A	404-224	NUT - (AN315-3R)	2	
120	400-443	BOLT - (AN3-12A)	2	
120A	690-612	WASHER - (NAS1149F0363P)	2	
125	400-680	BOLT - (AN23-18)	4	
125A	690-612	WASHER - (NAS1149F0363P)	4	
125B	404-100	NUT - Castle (AN310-3)	4	
125C	424-051	COTTER PIN - (MS24665-132)	4	
130	100708-002	POTENTIOMETER ASSY - Complete	1	3449001 and up
131	100661-003	* POTENTIOMETER ASSY (Reference Piper Service Letter #1078, - latest revision.)	1	3449001 and up
132	100667-002	* PLATE ASSY	1	3449001 and up
133	100589-002	* ARM ASSY	1	3449001 and up
-133A	690-609	* WASHER - (NAS1149F0332P)	2	3449001 and up
-133B	85442-002	* ROLLER	1	3449001 and up
-133C	424-051	* COTTER PIN - (MS24665-132)	1	3449001 and up
-133D	520-018	* SETSCREW - (AN565D832H2)	1	3449001 and up
134	687-901	* SPRING - (TO30-360-250R)	1	3449001 and up
-134A	690-613	* WASHER - (NAS1149F0432P)	1	3449001 and up
135	520-017	SET SCREW - (AN565E1032H4)	2	3449001 and up
140	62745-000	PILLOW BLOCK ASSY (Use 1 for left side for serial numbers 3449001 and up.)	2	
-140A	62745-004	PILLOW BLOCK ASSY	1	3449001 and up

- ITEM NOT ILLUSTRATED

When ordering, always specify Part Number, Description, and Serial Number of Aircraft

Revised: March 10, 2009

PIPER AIRCRAFT, INC.
PA-34-220T
AIRPLANE PARTS CATALOG

Figure and Index Number	Part Number	Nomenclature	No. Req.	Serial Numbers Affected
67-				
145	62763-003	SUPPORT - Left side only	1	
150	100707-002	ARM ASSY	1	3449001 and up
155	400-448	BOLT - (AN3-22A)	2	
-155A	690-612	WASHER - (NAS1149F0363P)	3	
-155B	404-526	NUT - (MS21042-3)	2	
160	400-455	BOLT - (AN3-23A)	2	3449001 and up
-160A	690-609	WASHER - (NAS1149F0332P)	4	3449001 and up
-160B	404-534	NUT - (MS21042L3)	2	3449001 and up
165	68699-020	SPACER	2	3449001 and up
175	552-615	ACTUATOR - Flap	1	
180	87765-002	ROD ASSY - Flap Actuator	1	
185	87765-009	* ACTUATOR ROD END	1	
190	452-744	* BEARING - Actuator Rod End (MS27641-4)	1	
195	87765-013	COVER - Flap Actuator	1	
200	401-310	BOLT - (AN4-10A)	1	
-200A	690-611	WASHER - Inner (NAS1149F0463P)	2	
-200B	690-613	WASHER - (NAS1149F0432P) (under nut)	1	
-200C	406-945	NUT - (NAS679A4W)	1	
205	486-304	SCREW - Set (MS51966-112)	2	
210	400-003	BOLT - Actuator mounting Bracket Attachment (AN4-6A)	4	
-210A	690-611	WASHER - (NAS1149F0463P)	8	
-210B	406-945	NUT - (NAS679A4W)	4	
215	87765-005	BRACKET - Actuator Mounting, Left	1	
215A	87765-006	BRACKET - Actuator Mounting, Right	1	
220	400-012	BOLT - (AN4-17A)	1	
-220A	690-611	WASHER - (NAS1149F0463P)	2	
-220B	63900-172	BUSHING	1	
-220C	690-629	WASHER - (NAS1149F0663P)	3	
-220D	406-945	NUT - (NAS679A4W)	1	
-220E	690-620	WASHER - (NAS1149F0632P)	1	3449001 and up
225	66853-000	CLAMP - Cable	2	
230	415-533	SCREW - Clamp Attachment (MS35206-243)	4	
-230A	690-618	WASHER - (NAS1149FN816P)	4	
235	424-052	COTTER PIN - Cable Guard (MS24665-134)	1	
240	424-053	COTTER PIN - Cable Guard (MS24665-136)	1	
245	85096-002	KNOB - Flap Selector Lever	1	
-245A	414-748	SCREW - Knob Attachment (MS24693-S28)	2	
250	414-762	SCREW - Flap Selector Bracket Attachment (MS24693-S51)	4	
255	87765-046	SELECTOR ASSY	1	
260	87765-024	* LEVER ASSY	1	
265	87765-026	* * LEVER - Flap Selector	1	
270	87765-025	* * BAR - Detent, Flap Lever	1	
275	87765-045	* BRACKET - Detent, Flap Selector	1	
280	87765-018	* BRACKET ASSY - Flap Selector	1	
285	87765-041	* CABLE - Flap Selector	1	
290	106735-004	* CLAMP	1	
295	401-266	* BOLT - (AN3-5A)	1	3449042 and up
295	400-438	* BOLT - (AN3-4A)	1	3447001 thru 3447029; 3449001 thru 3449041
295A	690-609	* WASHER - (NAS1149F0332P)	1	
-295B	404-526	* NUT - (MS21042-3)	1	
300	400-444	* BOLT - (AN3-13A)	2	
-300A	690-609	* WASHER - (NAS1149F0332P)	4	
-300B	95061-192	* SPACER	2	

- ITEM NOT ILLUSTRATED

When ordering, always specify Part Number, Description, and Serial Number of Aircraft

PIPER AIRCRAFT, INC.
PA-34-220T
AIRPLANE PARTS CATALOG

Figure and Index Number	Part Number	Nomenclature	No. Req.	Serial Numbers Affected
67-				
-300C	404-526	* NUT - (MS21042-3)	2	
305	411-537	* SCREW - Lever Assy Retaining (MS35207-268)	1	
-305A	408-100	* WASHER - (MS35335-32)	2	
-305B	404-224	* NUT - (AN315-3R)	2	
-305C	690-612	* WASHER - (NAS1149F0363P)	3	
-305D	690-609	* WASHER - (NAS1149F0332P)	1	
-305E	407-800	* WASHER - (AN970-3)	2	
-305F	408-813	* WASHER - Spring (3502-10-79-0511)	2	
-305G	404-526	* NUT - (MS21042-3)	1	
310	62711-004	* PULLEY - Flap Selector Cable	2	
315	66853-000	* CLAMP	2	
-315A	415-533	* SCREW - Clamp attachment (MS35206-243)	4	
-315B	690-618	* WASHER - (NAS1149FN816P)	4	
-315C	404-529	* NUT - (MS21042-08)	4	
325	62856-000	FITTING ASSY - Left	1	
-325A	62856-001	FITTING ASSY - Right	1	
330	62727-000	WELD ASSY - Flap Torque Tube, Left	1	
-330A	62727-001	WELD ASSY - Flap Torque Tube, Right	1	
335	401-318	BOLT - (AN4-20A)	4	
-335A	690-611	WASHER - (NAS1149F0463P)	4	
-335B	404-526	NUT - (MS21042-3)	4	
345	584-017	CONTACTOR - Relay Flap Actuator (Reference Piper Service Letter #1116, - latest revision.)	2	

- ITEM NOT ILLUSTRATED

When ordering, always specify Part Number, Description, and Serial Number of Aircraft

Revised: March 10, 2009

PIPER AIRCRAFT, INC.
PA-34-220T
AIRPLANE PARTS CATALOG

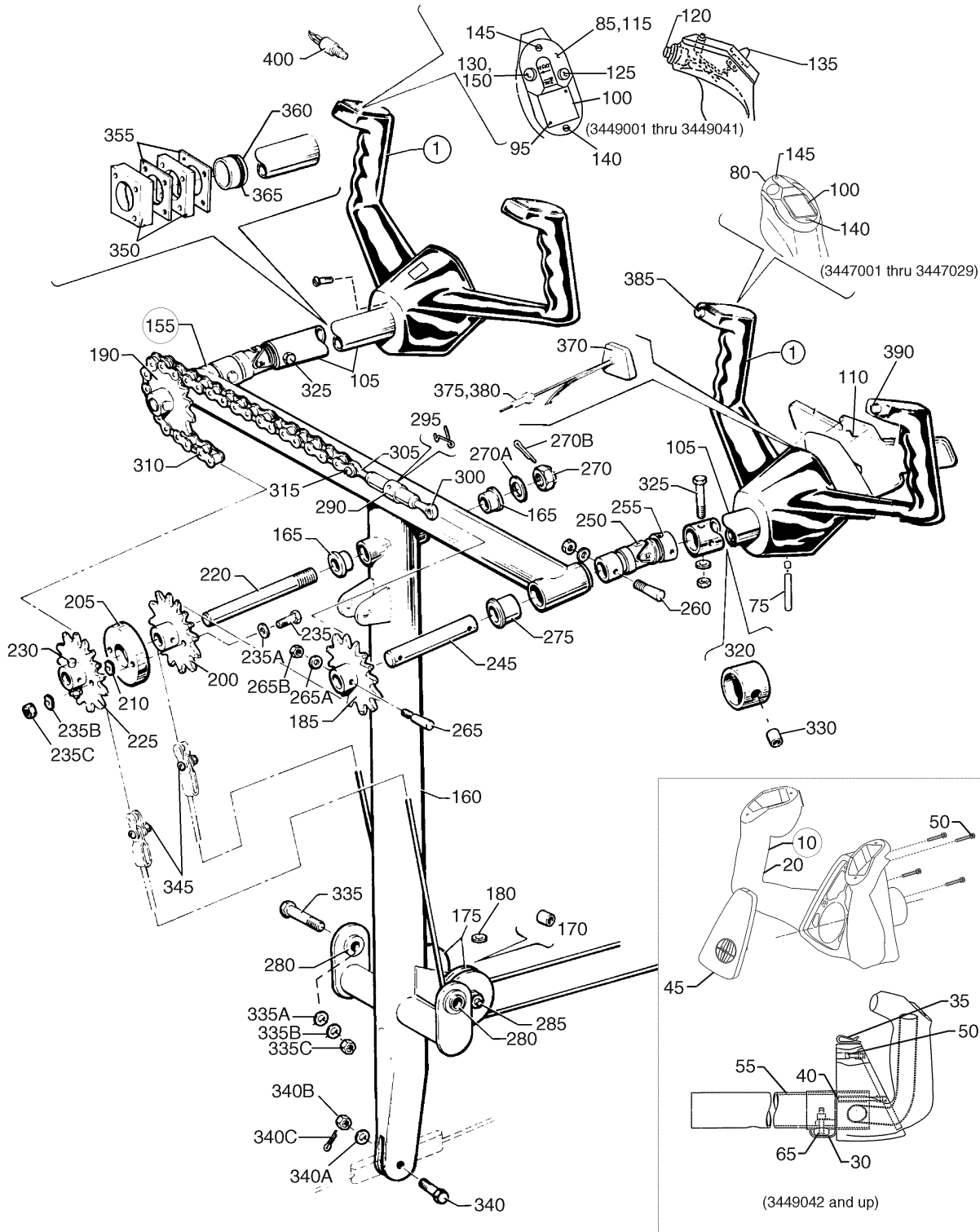


Figure 68. Control Wheel Installation

PIPER AIRCRAFT, INC.
PA-34-220T
AIRPLANE PARTS CATALOG

Figure and Index Number	Part Number	Nomenclature	No. Req.	Serial Numbers Affected
68	37300 (CN)	DRAWING - Control System Installation		
1	85292-012	CONTROL WHEEL ASSY - No switches	2	3447001 thru 3447029
5	85292-018	CONTROL WHEEL ASSY - Copilot w/mic switch	1	3449001 thru 3449041
5	85292-020	CONTROL WHEEL ASSY - Pilot w/KFC-150 A/P Mic & Ident switches)	1	3449001 thru 3449041
10	100572-002	CONTROL WHEEL ASSY COMPLETE - No switches	2	3449042 and up
-15	— - —	DELETED		
20	100572-004	* CONTROL WHEEL ASSY - no switches	1	3449042 and up
-25	— - —	** DELETED		
30	104687-002	** RETAINER CLIP (Reference Piper Service Bulletin #1139, - latest revision.)	1	3449042 and up
35	654-212	** CLIP - (LP-7000)	1	3449042 and up
40	416-390	** SCREW - (MS24693S40) (Reference Piper Service Bulletin #1139, - latest revision.)	2	3449042 and up
45	474-364	** MEDALLION - Piper (5357-001)	1	3449042 and up
50	520-025	** SCREW - (MS16997-22)	AR	3449042 and up
55	100571-002	* TUBE ASSY	1	3449042 and up
-60	101118-003	** SPACER ASSY (Reference Piper Service Bulletin #1139, - latest revision.)	1	
65	101105-002	* SPACER - Control wheel shaft	1	3449042 and up
-65A	410-047	* SCREW - (MS24694-S60) (Reference Piper Service Bulletin #1139, - latest revision.)	1	3449042 and up
-70	420-706	* RIVET - (AN426-AD3-7) (Reference Piper Service Bulletin #1139, - latest revision.)	1	
75	67321-000	* PIN	1	3447001 thru 3447029; 3449001 thru 3449041
80	82940-002	* CAP	2	3447001 thru 3447029; 3449001 thru 3449041
85	82974-002	* CAP - (Pilot w/KFC-150) Mic	1	3449001 thru 3449041
-90	82974-004	* CAP - (Pilot w/KFC-150) Ident	1	3449001 thru 3449041
95	414-600	* SCREW - (Pilot w/KFC-150)	2	3449001 thru 3449041
100	82940-003	* PLUG	AR	3447001 thru 3447029; 3449001 thru 3449041
105	68558-009	* TUBE	1	3447001 thru 3447029; 3449001 thru 3449041
110	89940-006	* COVER ASSY	1	3447001 thru 3447029
110	89940-007	* COVER ASSY - Pilot and Copilot	1	3449001 thru 3449041
115	82974-008	* CAP - Copilot w/mic switch	1	3449001 thru 3449041
120	553-571	* BUTTON PLUG - (2653)	1	3447001 thru 3447029
120	84549-006	* SWITCH ASSY - (A/P Disc) (Pilot w/KFC-150)	1	3449001 thru 3449041
125	84549-004	* SWITCH ASSY - Mic	1	3449001 thru 3449041
130	84549-003	* SWITCH ASSY - Ident (Pilot w/KFC-150)	1	3449001 thru 3449041
135	84549-007	* SWITCH ASSY - Trim & CWS (Pilot w/KFC-150)	1	3449001 thru 3449041
140	415-421	* SCREW - (MS35198-7)	2	3447001 thru 3447029; 3449001 thru 3449041
145	414-690	* SCREW - (AN505B2R6)	2	3447001 thru 3447029; 3449001 thru 3449041
150	553-570	* HOLE PLUG (2617) - Copilot	1	3449001 thru 3449041
155	62019-006	TEE BAR ASSY	1	3447001 thru 3447029; 3449001 thru 3449310; 3449312 and up
155	62019-007	TEE BAR ASSY	1	(without Entegra) 3449311, 3449323 and up (with Entegra)

- ITEM NOT ILLUSTRATED

When ordering, always specify Part Number, Description, and Serial Number of Aircraft

Revised: March 10, 2009

PIPER AIRCRAFT, INC.
PA-34-220T
AIRPLANE PARTS CATALOG

Figure and Index Number	Part Number	Nomenclature	No. Req.	Serial Numbers Affected
68-				
160	62703-038	* TEE BAR	1	
165	452-372	** BEARING - (KZ03716)	2	
170	62712-004	* BUSHING - Aileron Pulley	2	
175	481-651	* PULLEY - (MS20220-1)	2	
180	690-611	* WASHER - (NAS1149F0463P)	4	
185	62839-000	* SPROCKET ASSY	1	
190	62845-002	* SPROCKET	1	
-195	63409-002	* SPROCKET ASSY	1	
200	62778-000	** SPROCKET	1	
205	62782-000	** SPACER	1	
210	62784-000	** WASHER	2	
-215	63405-002	** SHAFT ASSY	1	
220	69077-000	*** SHAFT	1	
225	63404-000	*** SPROCKET	1	
230	480-730	*** PIN - TAPER (AN386-1-6A)	1	
-230A	494-093	*** WASHER - (AN975-3)	1	
-230B	690-612	*** WASHER - (NAS1149F0363P) (ALT PART FOR AN975-3)	1	
-230C	404-526	*** NUT - (MS21042-3)	1	
235	401-269	** BOLT - (AN3-10A)	2	
235A	690-609	** WASHER - (NAS1149F0332P)	2	
235B	690-612	** WASHER - (NAS1149F0363P)	2	
235C	404-526	** NUT - (MS21042-3)	2	
-240	68028-003	* SHAFT ASSY	2	
245	62716-007	** SHAFT (Reference Piper Service Bulletin #1197, - latest revision.)	1	
250	62834-002	** UNIVERSAL JOINT (Reference Piper Service Bulletin #1197, - latest revision.)	1	
255	68557-000	** BUSHING	1	
260	480-730	** PIN - TAPER - (AN386-1-6A) (Reference Piper Service Bulletin #1197, - latest revision.)	1	
-260A	494-093	** WASHER - (AN975-3) (Reference Piper Service Bulletin #1197, - latest revision.)	1	
-260B	690-612	** WASHER - (NAS1149F0363P) (ALT PART FOR AN975-3) (Reference Piper Service Bulletin #1197, - latest revision.)	1	
-260C	406-443	** NUT - (NAS679A3W)	1	
265	480-730	* PIN - TAPER (AN386-1-6A)	2	
265A	494-093	* WASHER - (AN975-3)	2	
265B	404-526	* NUT - (MS21042-3)	2	
270	404-104	* NUT - (AN310-7)	1	
270A	690-630	* WASHER - (NAS1149F0763P)	1	
270B	424-060	* COTTER PIN - (MS24665-285)	1	
275	452-389	* BEARING - (KZ03137)	4	
280	452-388	* BEARING - (F4DD)	2	
285	401-333	* BOLT - (AN4-35A)	1	
-285A	690-611	* WASHER - (NAS1149F0463P)	1	
-285B	404-530	* NUT - (MS21042-4)	1	
290	489-910	TURNBUCKLE - (MS21251-B5S)	1	
295	554-979	CLIP - (MS21256-1)	2	
300	62840-002	EYE-TURNBUCKLE	1	
305	62840-003	EYE-TURNBUCKLE	1	
310	62858-006	CHAIN	2	
315	400-680	BOLT - (AN23-18)	2	

- ITEM NOT ILLUSTRATED

When ordering, always specify Part Number, Description, and Serial Number of Aircraft

PIPER AIRCRAFT, INC.
PA-34-220T
AIRPLANE PARTS CATALOG

Figure and Index Number	Part Number	Nomenclature	No. Req.	Serial Numbers Affected
68-				
-315A	690-640	WASHER - (NAS1149FN632P)	2	
-315B	404-391	NUT - (AN320-1)	2	
-315C	424-041	COTTER PIN - (MS24665-5)	2	
-315D	82732-076	BUSHING	2	
320	67193-005	STOP	1	
325	66546-000	BOLT	4	
-325A	690-609	WASHER - (NAS1149F0332P)	4	
-325B	404-526	NUT - (MS21042-3)	4	
330	553-778	BUSHING	2	
335	401-310	BOLT - (AN4-10A)	2	
335A	62833-086	WASHER - Right side	2	
335B	62833-085	WASHER - Left side	2	
335C	404-530	NUT - (MS21042-4)	2	
340	400-056	BOLT - (AN3-11)	1	
340A	690-612	WASHER - (NAS1149F0363P)	1	
340B	404-392	NUT - (AN320-3)	1	
340C	424-051	COTTER PIN - (MS24665-132)	1	
345	400-653	BOLT - (AN21-9)	2	
-345A	82732-076	BUSHING	2	
-345B	404-391	NUT (AN320-1)	2	
-345C	424-041	COTTER PIN - (MS24665-5)	2	
350	68272-002	PLATE (See figure 9 for additional components.)	REF	
355	68272-003	PLATE (See figure 9 for additional components.)	REF	
360	68273-002	BUSHING (See figure 9 for additional components.)	REF	
365	484-792	O-RING - (MS28775-218) (See figure 9 for additional components.)	REF	
370	548-561	CLOCK	1	
375	465-258	FUSEHOLDER	1	
380	461-629	FUSE - 5A	1	
385	84549-003	SWITCH - Ident	2	
390	84549-006	SWITCH - Autopilot Disc	1	

- ITEM NOT ILLUSTRATED

When ordering, always specify Part Number, Description, and Serial Number of Aircraft

Revised: December 10, 2009

PIPER AIRCRAFT, INC.
PA-34-220T
AIRPLANE PARTS CATALOG

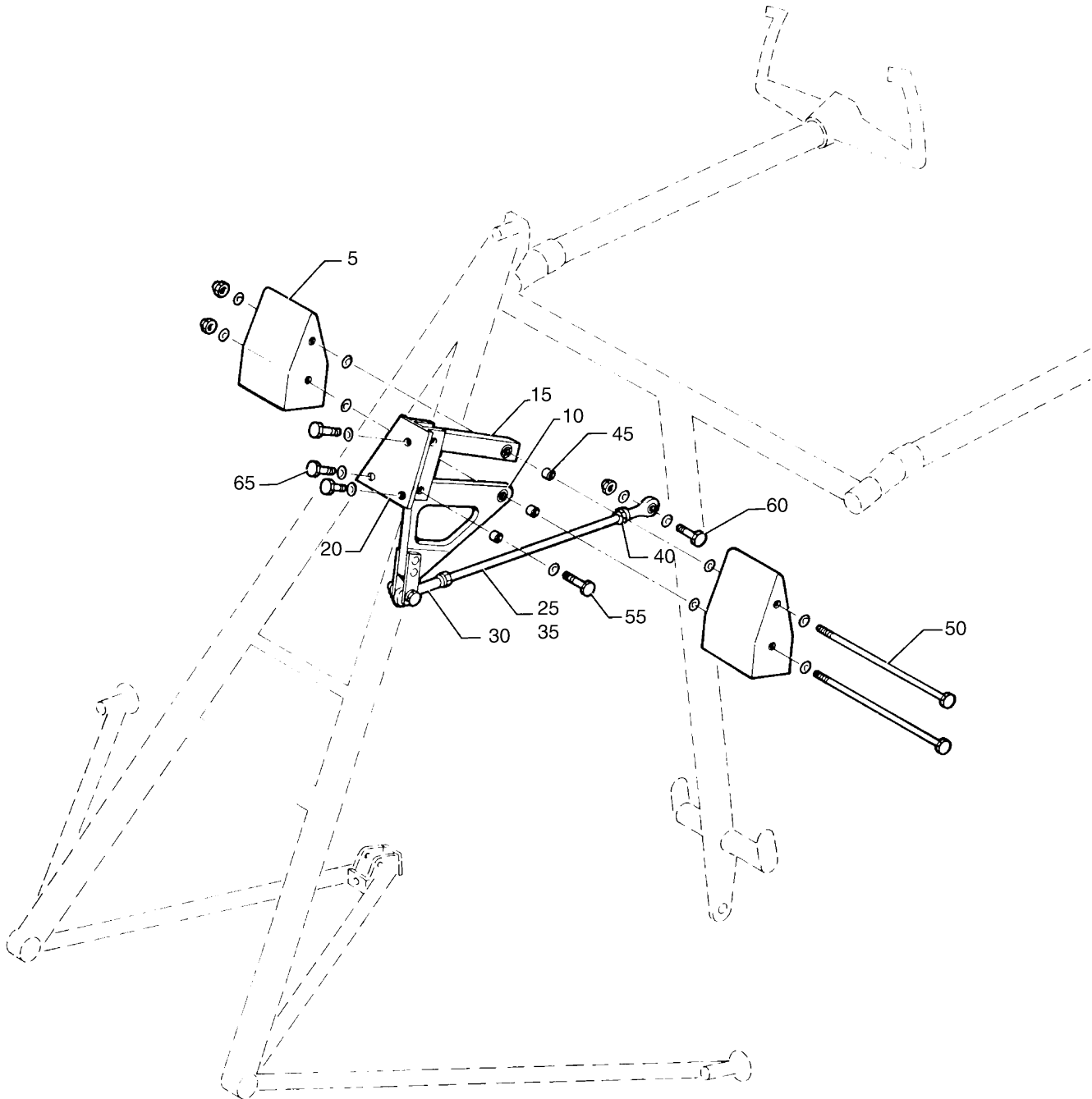


Figure 69. Bobweight Installation

PIPER AIRCRAFT, INC.
PA-34-220T
AIRPLANE PARTS CATALOG

Figure and Index Number	Part Number	Nomenclature	No. Req.	Serial Numbers Affected
69	37300 (CN)	DRAWING - Control System Installation		
5	37638-006	BOBWEIGHT ASSY	2	
10	37643-000	LINK ASSY - Bobweight	1	
15	37641-005	LINK ASSY - Bobweight	1	
20	37635-003	SUPPORT ASSY - Bobweight	1	
25	37633-000	PUSHROD ASSY - Bobweight	1	
30	452-616	* BEARING - Rod End (REP3N)	2	
35	37633-002	* ROD - Bobweight	1	
40	404-225	* NUT - (AN315-4R)	2	
45	95061-122	BUSHING	2	
50	400-485	BOLT - (AN3-62A)	2	
-50A	690-609	WASHER - (NAS1149F0332P)	AR	
-50B	404-526	NUT - (MS21042-3)	2	
55	400-870	BOLT - (AN23-18A)	2	
-55A	690-612	WASHER - (NAS1149F0363P)	2	
-55B	404-526	NUT - (MS21042-3)	2	
-55C	95061-122	BUSHING	2	
60	401-269	BOLT - (AN3-10A)	2	
-60A	690-609	WASHER - (NAS1149F0332P)	AR	
-60B	404-526	NUT - (MS21042-3)	2	
65	401-266	BOLT - (AN3-5A)	3	3447001 thru 3447029
-65A	400-438	BOLT - (AN3-4A)	3	3449001 and up
-65B	690-612	WASHER - (NAS1149F0363P)	3	

- ITEM NOT ILLUSTRATED

When ordering, always specify Part Number, Description, and Serial Number of Aircraft

Reissued: December 10, 2006

PIPER AIRCRAFT, INC.
PA-34-220T
AIRPLANE PARTS CATALOG

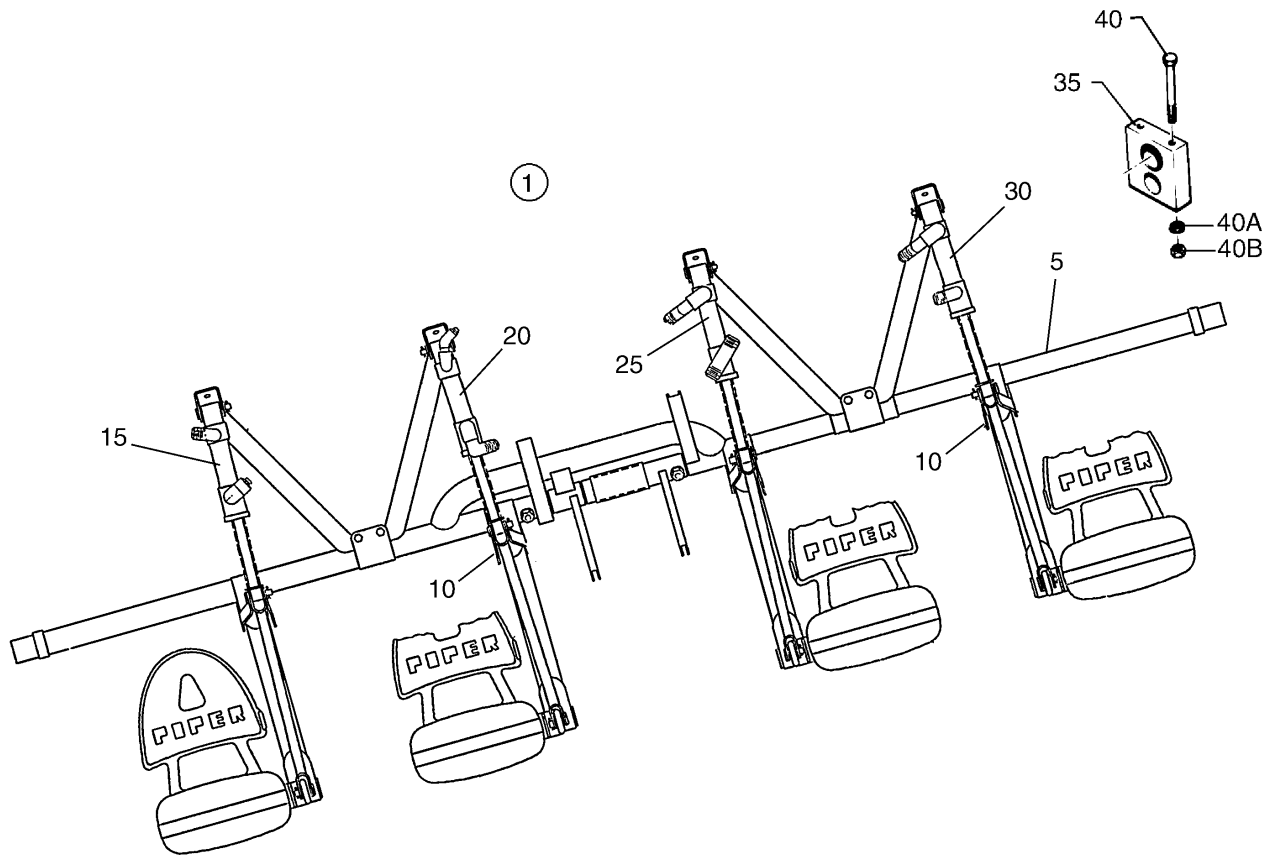


Figure 70. Rudder Pedal Installation

PIPER AIRCRAFT, INC.
PA-34-220T
AIRPLANE PARTS CATALOG

Figure and Index Number	Part Number	Nomenclature	No. Req.	Serial Numbers Affected
70	37300 (CP)	DRAWING - Control System Installation		
1	95391-004	RUDDER PEDAL ASSY - Complete (SEE NOTE 1)	1	
5	95385-004	* CONTROL ASSY	1	
10	63470-001	* ARM	2	
15	63481-007	* FITTING ASSY	1	
20	63481-027	* FITTING ASSY	1	
25	63481-026	* FITTING ASSY	1	
30	63481-025	* FITTING ASSY	1	
35	95885-000	BEARING ASSY - Rudder Bar Support	2	
-35A	DELETED			
40	400-457	BOLT - (AN3-32A)	4	
40A	690-612	WASHER - (NAS1149F0363P)	4	
40B	404-526	NUT - (MS21042-3)	4	

NOTES:

1. SEE FIGURE 33, ITEMS 50 THRU 120 FOR ADDITIONAL COMPONENTS.

- ITEM NOT ILLUSTRATED

When ordering, always specify Part Number, Description, and Serial Number of Aircraft

**PIPER AIRCRAFT, INC.
PA-34-220T
AIRPLANE PARTS CATALOG**

**PAGES 2C10 THRU 2C18
INTENTIONALLY BLANK**

**PIPER AIRCRAFT, INC.
PA-34-220T
AIRPLANE PARTS CATALOG**

**SECTION X
HYDRAULIC SYSTEM GROUP**

PIPER AIRCRAFT, INC.
PA-34-220T
AIRPLANE PARTS CATALOG

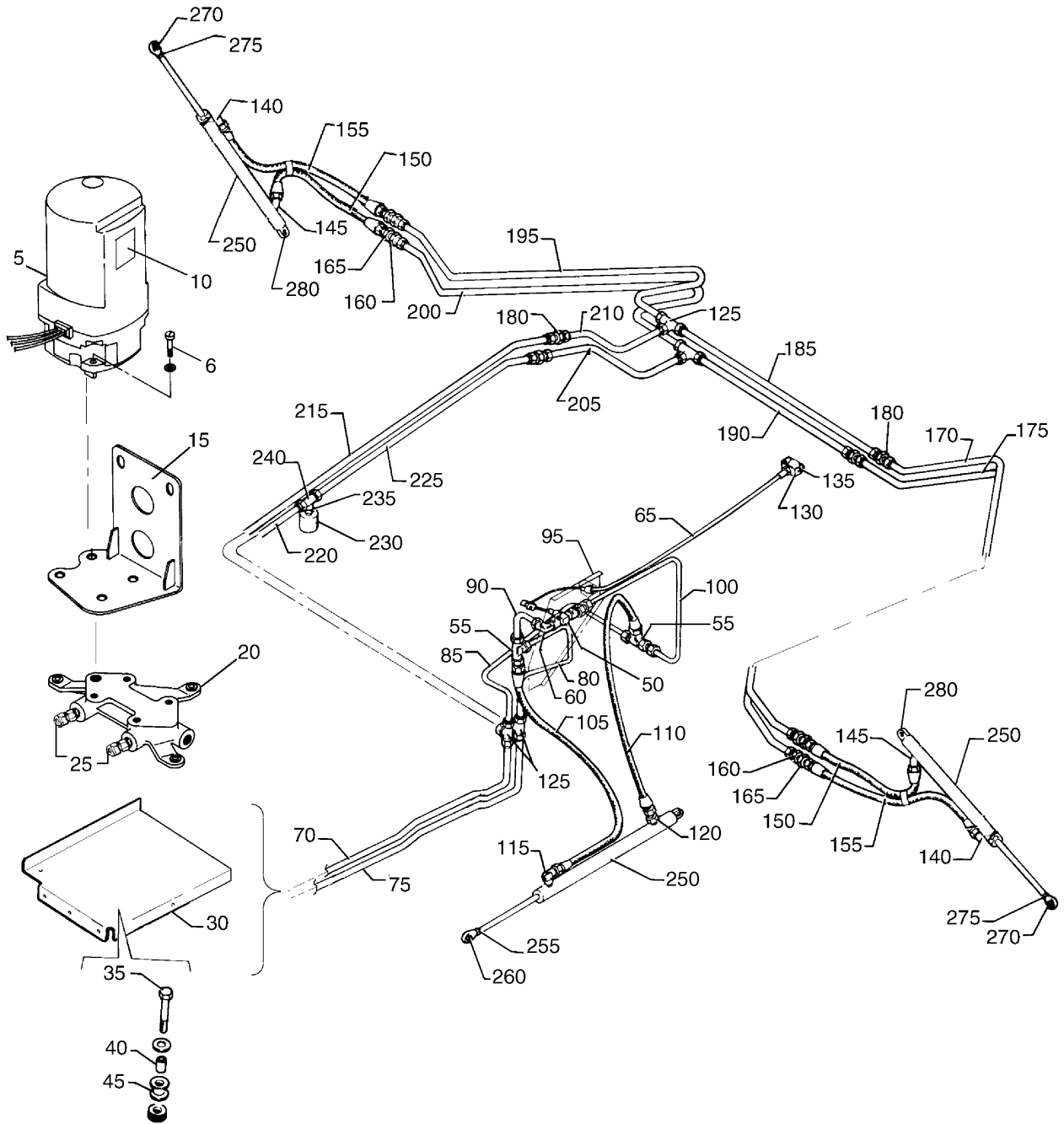


Figure 71. Hydraulic System Installation

PIPER AIRCRAFT, INC.
PA-34-220T
AIRPLANE PARTS CATALOG

Figure and Index Number	Part Number	Nomenclature	No. Req.	Serial Numbers Affected
71	79854 (S) 39460 (S) 39485 (W)	DRAWING - Hydraulic System Installation DRAWING - Nose Gear Installation DRAWING - Main Gear Installation		
-1	96110-006	HYDRAULIC PUMP ASSY	1	
-1A	38992-011	* PUMP ASSY - Hydraulic	1	
-1B	38998-007	** PUMP ASSY - Hydraulic	1	
5	481-880	*** PUMP - Hydraulic	1	
6	414-588	** SCREW - (MS24693-S298)	4	
10	87369-072	** PLACARD	1	
15	38996-002	** BRACKET ASSY - Hydraulic Pump Mount	1	
20	38995-002	** PAD - Hydraulic Pump Mount	1	
25	476-648	* NIPPLE - (AN816-4D)	2	
30	95741-000	* DECK ASSY - Hydraulic Pump	1	
35	400-441	* BOLT - (AN3-7A)	3	
-35A	494-192	* WASHER - (5712-45)	6	
40	65003-030	* BUSHING	3	
45	434-120	* GROMMET - (MS35489-64)	3	
50	492-303	VALVE ASSY - Landing Gear Free Fall, Complete	1	
55	488-311	TEE - (AN804-4D)	2	
60	458-894	ELBOW - (MS20822-4D)	1	
65	63902-031	CABLE ASSY - Landing Gear Free Fall Valve	1	
70	95153-039	TUBE ASSY - Gear Extension Line	1	
75	95153-040	TUBE ASSY - Gear Retraction Line	1	
80	86238-114	TUBE ASSY - Nose Gear Extension Line	1	
85	86238-051	TUBE ASSY - Nose Gear Retraction Line	1	
90	86238-112	TUBE ASSY - Nose Gear Extension Line	1	
95	79845-002	BRACKET ASSY	1	
-95A	400-438	BOLT - (AN3-4A)	3	
-95B	690-612	WASHER - (NAS1149F0363P)	3	
-95C	404-526	NUT - (MS21042-3)	3	
100	86238-113	TUBE ASSY - Nose Gear Retraction Line	1	
105	63901-009	HOSE ASSY - Nose Gear Extension Port	1	
110	63901-030	HOSE ASSY - Nose Gear Retraction Port	1	
115	79847-002	ELBOW - Restricted	1	
120	79846-002	NIPPLE - Restricted	1	
125	488-320	TEE - (AN824-4D)	4	
130	96166-000	CLIP - Retainer	1	
135	96167-000	BAIL - Cable Knob	1	
140	458-894	ELBOW - (MS20822-4D)	2	
145	558-806	ELBOW - (MS20823-4D)	2	
150	63901-009	HOSE ASSY - Main Gear Cylinder Extension Ports	2	
155	63901-028	HOSE ASSY - Main Gear Cylinder Retraction Ports	2	
160	491-060	UNION - (AN832-4D)	4	
165	477-618	NUT - (AS5178D04)	4	
-165A	690-630	WASHER - (NAS1149F0763P)	8	
170	95153-051	TUBE ASSY - Main Gear Extension Line	1	
175	95153-052	TUBE ASSY - Main Gear Retraction Line	1	
180	491-050	UNION - (AN815-4D)	4	
185	95153-047	TUBE ASSY - Main Gear Extension Line	1	
190	95153-048	TUBE ASSY - Main Gear Retraction Line	1	
195	95153-049	TUBE ASSY - Main Gear Extension Line	1	
200	95153-050	TUBE ASSY - Main Gear Retraction Line	1	
205	95153-045	TUBE ASSY - Main Gear Retraction Line	1	
210	95153-046	TUBE ASSY - Main Gear Extension Line	1	

- ITEM NOT ILLUSTRATED

When ordering, always specify Part Number, Description, and Serial Number of Aircraft

Revised: March 10, 2009

PIPER AIRCRAFT, INC.
PA-34-220T
AIRPLANE PARTS CATALOG

Figure and Index Number	Part Number	Nomenclature	No. Req.	Serial Numbers Affected
71-				
215	67700-161	TUBE ASSY - Main Gear Extension Line	1	
220	67700-162	TUBE ASSY - Main Gear Retraction Line	1	
225	95153-073	TUBE ASSY - Main Gear Retraction Line	1	
230	587-847	SWITCH - Pressure (211C243-12)	1	
235	455-173	COUPLING - (AN910-1D)	1	
240	691-220	TEE - (AS5197W040402)	1	
250	96860-003	CYLINDER - Hydraulic (558-010) (SEE NOTE 1)	3	
255	404-321	CHECK NUT - Nose Gear Cylinder (AN316-C4R)	1	
260	452-729	ROD END - Nose Gear Cylinder	1	
270	452-334	ROD END - Main Gear Cylinder	2	
275	404-225	NUT - Main Gear Cylinder (AN315-4R)	2	
280	424-187	PIN - (MS20392-2C37)	1	
-280A	690-612	WASHER - (NAS1149F0363P)	1	
-280B	424-052	COTTER PIN - (MS24665-134)	1	

NOTES:

1. 96860-003 REPLACES 96860-002 HYDRAULIC CYLINDER. USE SEAL REPLACEMENT KIT 652-363. ALSO, REFERENCE PIPER SERVICE BULLETIN #1023, - LATEST REVISION.

- ITEM NOT ILLUSTRATED

When ordering, always specify Part Number, Description, and Serial Number of Aircraft

Revised: March 10, 2009

**PIPER AIRCRAFT, INC.
PA-34-220T
AIRPLANE PARTS CATALOG**

THIS PAGE INTENTIONALLY LEFT BLANK

**PIPER AIRCRAFT, INC.
PA-34-220T
AIRPLANE PARTS CATALOG**

THIS PAGE INTENTIONALLY LEFT BLANK

**PIPER AIRCRAFT, INC.
PA-34-220T
AIRPLANE PARTS CATALOG**

**SECTION XI
ENVIRONMENTAL GROUP**

Reissued: December 10, 2006

PIPER AIRCRAFT, INC.
PA-34-220T
AIRPLANE PARTS CATALOG

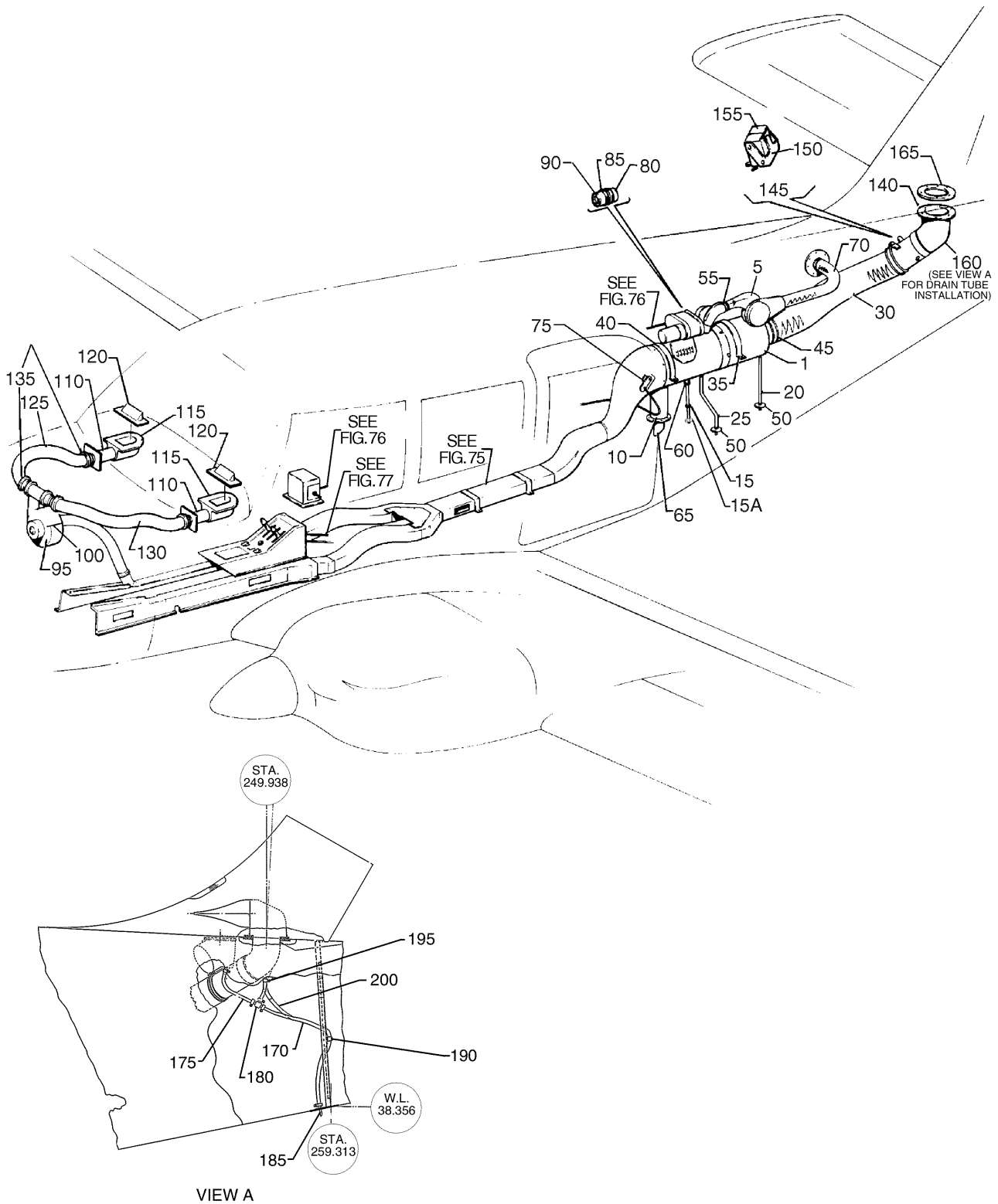


Figure 72. Heat and Defrost System Installation

PIPER AIRCRAFT, INC.
PA-34-220T
AIRPLANE PARTS CATALOG

Figure and Index Number	Part Number	Nomenclature	No. Req.	Serial Numbers Affected
72	37069 (Z)	DRAWING - Heat and Defrost System Installation (Complete)		
	37164 (Z)	DRAWING - Combustion Heater Installation		
	36736 (N)	DRAWING - Defroster Blower Installation		
	37162 (B)	DRAWING - Inlet Installation		
1	691-700	HEATER ASSY - (91E88-1 EL) (Janitrol) (SEE NOTE 1 AND FIGURE 73 FOR COMPONENT PARTS)	1	
-1A	689-979	HEATER ASSY - (1217) - (C & D Airmotive) (SEE NOTE 2)	1	
5	689-941	COMBUSTION AIR BLOWER ASSY - (90D39-2) (Janitrol) (SEE FIGURE 74 FOR COMPONENT PARTS)	1	
-5A	599-405	COMBUSTION AIR BLOWER ASSY - (3253) (C & D Airmotive)	1	
10	78444-000	SHROUD - Heater Exhaust	1	
15	95153-119	TUBE ASSY - Heater Drain	1	
15A	434-155	GROMMET - (MS35489-7S)	1	3449152 and up
20	63904-081	HOSE - Heater Drain	1	
25	63904-082	HOSE - Heater Drain	1	
30	63633-140	HOSE - Air Duct	1	
35	37164-002	CLAMP - Heater	1	
-35A	411-534	SCREW - (MS35207-265)	2	
-35B	690-614	WASHER - (NAS1149C0332R)	2	
-35C	404-526	NUT - (MS21042-3)	2	
40	37164-003	CLAMP - Heater	1	
-40A	411-534	SCREW - (MS35207-265)	2	
-40B	690-614	WASHER - (NAS1149C0332R)	2	
-40C	404-526	NUT - (MS21042-3)	2	
45	554-719	CLAMP	2	
50	554-575	CLAMP	4	
55	554-945	CLAMP	1	
60	476-648	NIPPLE - (AN816-4D)	1	
65	37164-010	TUBE - Heater Exhaust	1	
-65A	415-518	SCREW - (MS35206-228)	2	
-65B	404-528	NUT - (MS21042-06)	2	
70	78442-002	TUBE - Air Inlet, Combustion Heater (Janitrol)	1	
-70A	78442-003	TUBE - Air Inlet, Combustion Heater (C & D Airmotive)	1	
-70B	424-164	PIN - (MS20392-1C55)	2	
-70C	690-640	WASHER - (NAS1149FN632P)	2	
-70D	424-051	COTTER PIN - (MS24665-132)	2	
75	78293-000	THERMOSTAT ASSY - (Janitrol)	1	
-75A	78293-002	THERMOSTAT ASSY - (C & D Airmotive)	1	
80	602-218	HOUR METER - (731-0004)	1	
85	654-104	CLAMP - (MS21919-WDG32)	2	
90	415-533	SCREW - (MS35206-243)	1	
95	84280-002	BLOWER ASSY - Defroster	1	
100	36736-015	SPACER	2	
-100A	411-544	SCREW - (MS35207-275)	2	
-100B	690-612	WASHER - (NAS1149F0363P)	2	
-105	36736-012	TUBE ASSY	1	3449001 thru 3449310, 3449312 and up (without Entegra)
110	36736-013	* TUBE - Defroster Air	2	
115	101890-004	DUCT ASSY - Defrost - L.H.	1	3449311, 3449323 and up (with Entegra)

- ITEM NOT ILLUSTRATED

When ordering, always specify Part Number, Description, and Serial Number of Aircraft

Revised: December 10, 2009

PIPER AIRCRAFT, INC.
PA-34-220T
AIRPLANE PARTS CATALOG

Figure and Index Number	Part Number	Nomenclature	No. Req.	Serial Numbers Affected
72-				
115	101890-005	DUCT ASSY - Defrost - R.H.	1	3449311, 3449323 and up (with Entegra)
-115A	62833-125	WASHER - (494-317)	12	3449311, 3449323 and up (with Entegra)
120	65318-000	OUTLET - Defrost Air	2	3449001 thru 3449310, 3449312 and up (without Entegra)
-120A	486-220	SCREW	4	3449001 thru 3449310, 3449312 and up (without Entegra)
-120B	690-616	WASHER - (NAS1149FN832P)	4	3449001 thru 3449310, 3449312 and up (without Entegra)
-120C	477-729	NUT - (MS20341-8S)	4	3449001 thru 3449310, 3449312 and up (without Entegra)
125	63633-112	HOSE - Defrost Duct	1	3449001 thru 3449310, 3449312 and up (without Entegra)
130	63633-191	HOSE - Defrost Duct	1	3449001 thru 3449310, 3449312 and up (without Entegra)
135	554-865	CLAMP	4	
140	37491-000	INLET ASSY - Heater Air	1	
145	78375-002	* VALVE ASSY	1	
-145A	416-381	** SCREW - (MS35206-324)	2	
-145B	690-622	** WASHER - (NAS1149FN432P)	2	
150	451-827	** ACTUATOR - (JV-82)	1	
155	487-925	** SWITCH - (V3-1)	2	
160	37492-000	* AIR INTAKE ASSY	1	
165	37493-000	GASKET - Air Inlet, Heater	1	
-165A	494-101	WASHER	2	
-165B	690-616	WASHER - (NAS1149FN832P)	2	
-165C	414-763	SCREW - (MS24693-S50)	2	
-165D	404-529	NUT - (MS21042-08)	2	
-165E	415-520	SCREW - (MS35206-230)	8	
-165F	690-640	WASHER - (NAS1149FN632P)	16	
-165G	404-528	NUT - (MS21042-06)	8	
170	63904-090	HOSE - (for aircraft not equipped with air conditioning)	1	
175	63904-091	HOSE - (for aircraft not equipped with air conditioning)	2	
180	78629-003	TEE - (for aircraft not equipped with air conditioning)	1	
185	79290-000	TUBE ASSY	1	
190	454-930	CLAMP	1	
-190A	411-532	SCREW - (MS35207-263)	1	
-190B	690-609	WASHER - (NAS1149F0332P)	1	
-190C	404-526	NUT - (MS21042-3)	1	
195	554-575	CLAMP - (for aircraft equipped with air conditioning)	6	
200	63904-112	HOSE - (for aircraft equipped with air conditioning)	1	

NOTES:

1. PART OF 91E89-3 HEATER PACKAGE (691-704). MAY BE PURCHASED AS SEPARATE PARTS OR AS ONE PACKAGE.
2. PART OF P127 HEATER PACKAGE (689-981). MAY BE PURCHASED AS SEPARATE PARTS OR AS ONE PACKAGE.

- ITEM NOT ILLUSTRATED

When ordering, always specify Part Number, Description, and Serial Number of Aircraft

**PIPER AIRCRAFT, INC.
PA-34-220T
AIRPLANE PARTS CATALOG**

THIS PAGE INTENTIONALLY LEFT BLANK

PIPER AIRCRAFT, INC.
PA-34-220T
AIRPLANE PARTS CATALOG

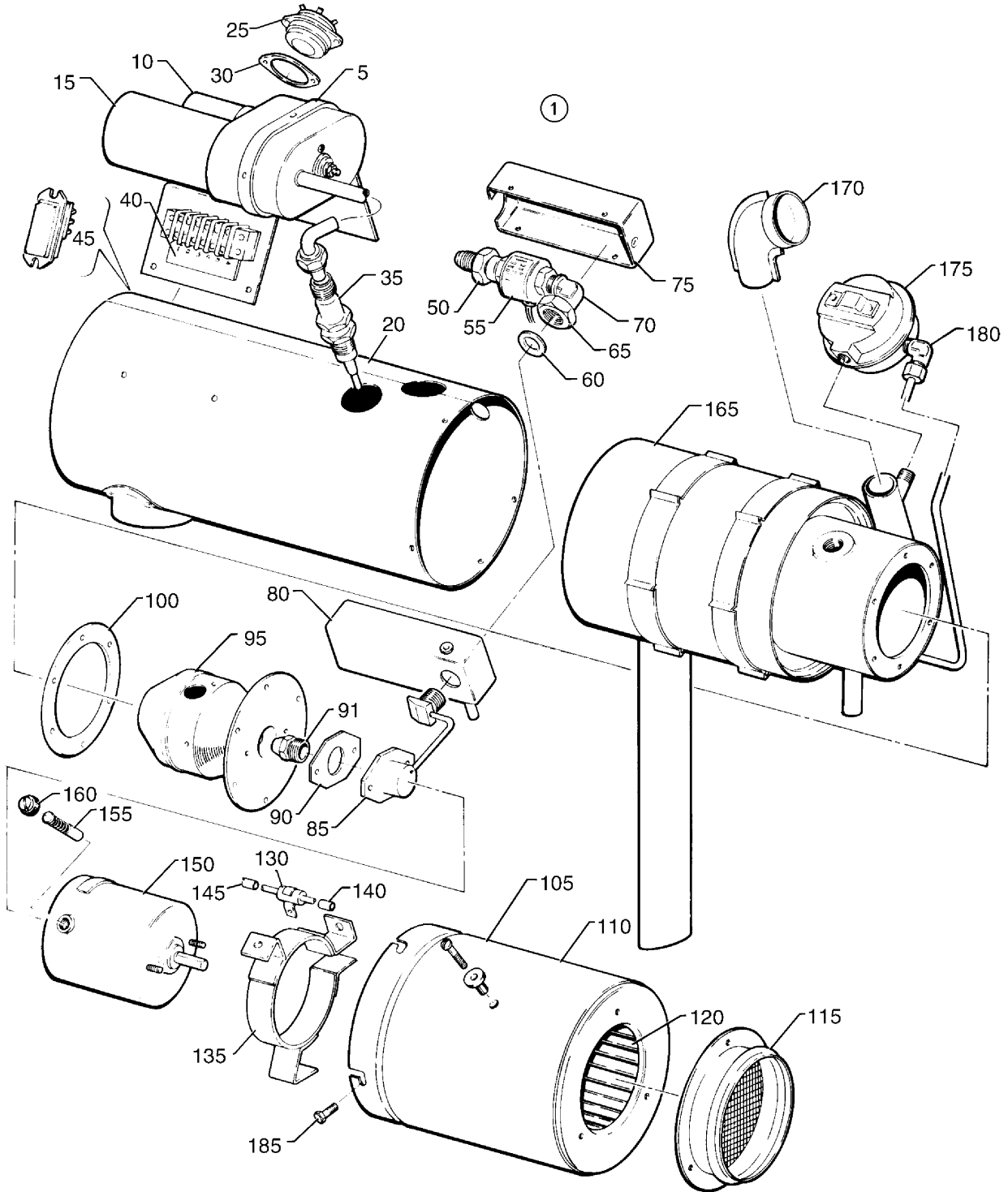


Figure 73. Janitrol Heater Assembly

PIPER AIRCRAFT, INC.
PA-34-220T
AIRPLANE PARTS CATALOG

Figure and Index Number	Part Number	Nomenclature	No. Req.	Serial Numbers Affected
73	37069 (Y)	DRAWING - Heat and Defrost System Installation		
1	691-700	HEATER ASSY - (91E88-1 EL)	REF	
5	755-458	* IGNITION ASSY - (17E24-4)	1	
10	756-577	** VIBRATOR - Ignition (solid state) (14E00-1)	1	
15	757-888	** COIL - Ignition (93C31)	1	
20	752-135	* JACKET ASSY (87D36-6)	1	
25	756-177	* SWITCH - Overheat (A07D29)	1	
30	751-874	* GASKET - Switch (14D29)	2	
35	757-334	* SPARK PLUG (39D18)	1	
40	755-401	* INSULATOR - Terminal Strip (43D05)	1	
45	756-178	* SWITCH - Cycling (A07D32)	1	
50	755-615	* NIPPLE (16E07-3)	1	
55	762-215	* SOLENOID ASSY - Fuel (85D42-1)	1	
60	755-022	* GASKET (F44A06)	1	
65	752-563	* NUT - (MS35691-45)	1	
70	754-779	* ELBOW (83D50-1)	1	
75	758-300	* BOX - Fuel Shroud Upper (87D69-1)	1	
80	758-299	* BOX ASSY - Fuel Shroud, Lower (87D77-1)	1	
85	754-833	* FUEL FEED HOLDER ASSY (83D41-1)	1	
90	751-922	* GASKET (A09D77)	1	
91	752-529	* NOZZLE - Fuel spray (C08D09)	1	
95	755-243	* HEAD ASSY - Combustion (83D55-1)	1	
100	751-920	* GASKET (29D28)	1	
105	758-304	* BLOWER ASSY - Vent Air (86D65-7)	1	
110	755-255	** HOUSING - Blower (86D75-1)	1	
115	751-324	** ADAPTER (83D79-1)	1	
120	753-201	** FAN - Vent Air Blower (07D38)	1	
130	758-013	** CAPACITOR ASSY (D07D77)	1	
135	758-305	** BRACKET ASSY - Motor (86D73-1)	1	
140	762-455	** SLEEVE - High Temperature (C34D81)	1	
145	762-456	** SLEEVE - High Temperature (D34D81)	1	
150	761-608	** MOTOR ASSY - Vent Air Blower (86D64-2)	1	
155	758-679	*** BRUSH ASSY - Motor (25T57-3-1)	2	
160	764-759	*** CAP - Brush Assy (14P29-1)	2	
165	761-945	* TUBE ASSY - Combustion (88D93-4 EL)	1	
170	763-035	* ADAPTER - Elbow (96D20-1)	1	
175	757-756	* SWITCH - Comb air (94E42-3)	1	
180	754-771	* ELBOW (A14D92)	1	
185	754-811	* FASTENER (24D12)	4	

- ITEM NOT ILLUSTRATED

When ordering, always specify Part Number, Description, and Serial Number of Aircraft

Revised: June 10, 2008

PIPER AIRCRAFT, INC.
PA-34-220T
AIRPLANE PARTS CATALOG

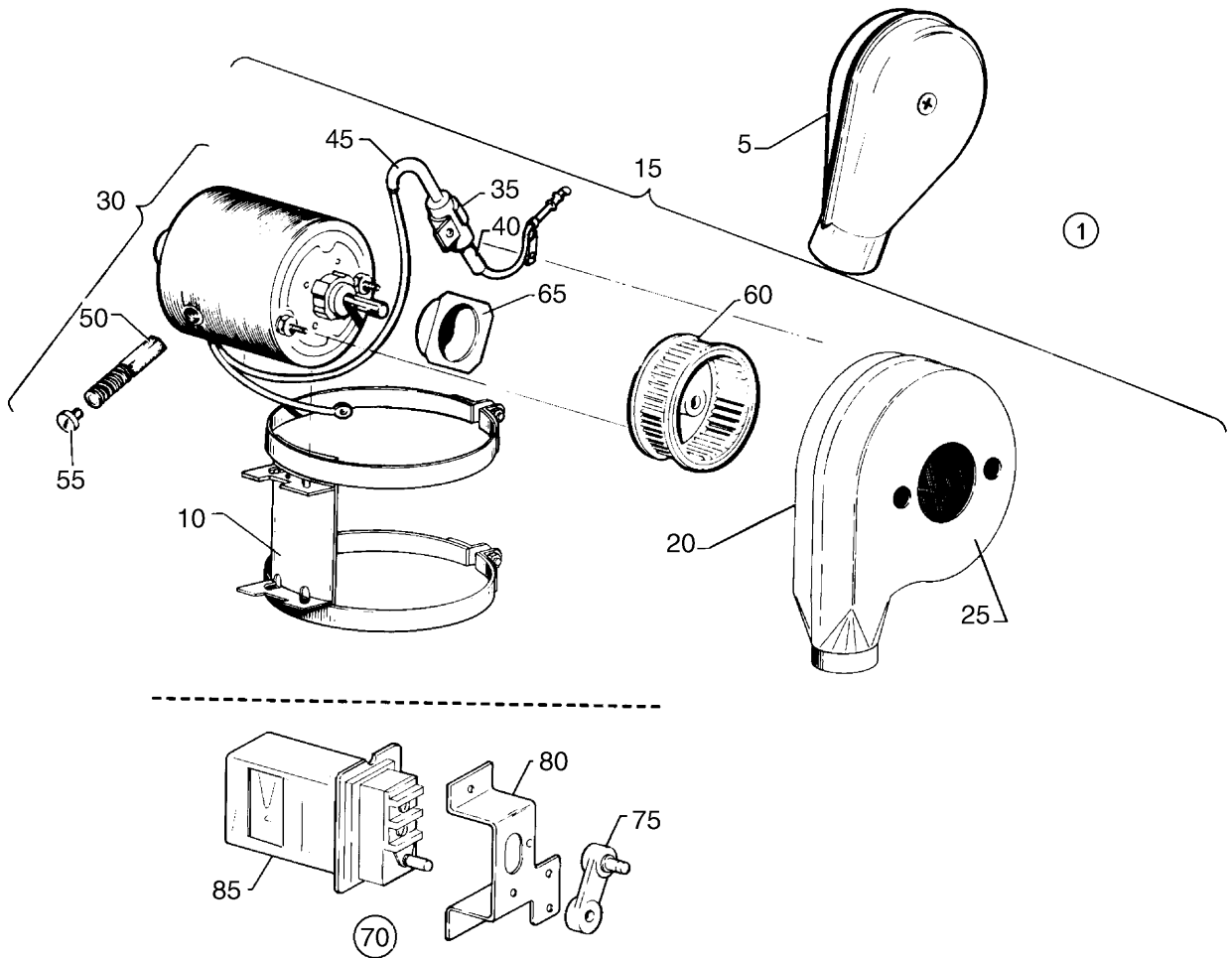


Figure 74. Janitrol Heater Components

PIPER AIRCRAFT, INC.
PA-34-220T
AIRPLANE PARTS CATALOG

Figure and Index Number	Part Number	Nomenclature	No. Req.	Serial Numbers Affected
74	37069 (Y)	DRAWING - Heat and Defrost System Installation		
1	689-941	COMBUSTION AIR BLOWER ASSY - (90D39-2)	REF	
5	751-332	* ADAPTER - Blower Inlet (84D38-1)	1	
10	761-605	* MOUNTING ASSY - Combustion Air Blower Support (87D01-1)	1	
15	764-793	* BLOWER ASSY (89D34-2)	1	
20	755-252	** HOUSING - Blower (Motor attachment half) (84D41-5)	1	
25	755-253	** HOUSING - Blower (Blower inlet adapter attachment half) (89D35-1)	1	
30	761-608	** MOTOR ASSY - Combustion Air Blower (86D64-2)	1	
35	758-013	*** CAPACITOR (D07D77)	1	
40	762-455	*** SLEEVE - High Temperature (C34D81)	1	
45	762-456	*** SLEEVE - High Temperature (D34D81)	1	
50	758-679	*** BRUSH ASSY - (25T57-3-1)	2	
55	764-759	*** CAP - Brush Assy (14P29-1)	2	
60	751-817	** FAN - Combustion Air Blower (B07D67)	1	
65	756-184	** SPACER (10D64)	1	
70	757-573	SWITCH ASSY - Adjustable Duct (250°) (52D43)	1	
75	752-367	* LEVER - Switch (60D90)	1	
80	758-127	* BRACKET ASSY - Switch (51D76)	1	
85	756-262	* SWITCH - Adjustable Duct (A-14D25)	1	

- ITEM NOT ILLUSTRATED

When ordering, always specify Part Number, Description, and Serial Number of Aircraft

PIPER AIRCRAFT, INC.
PA-34-220T
AIRPLANE PARTS CATALOG

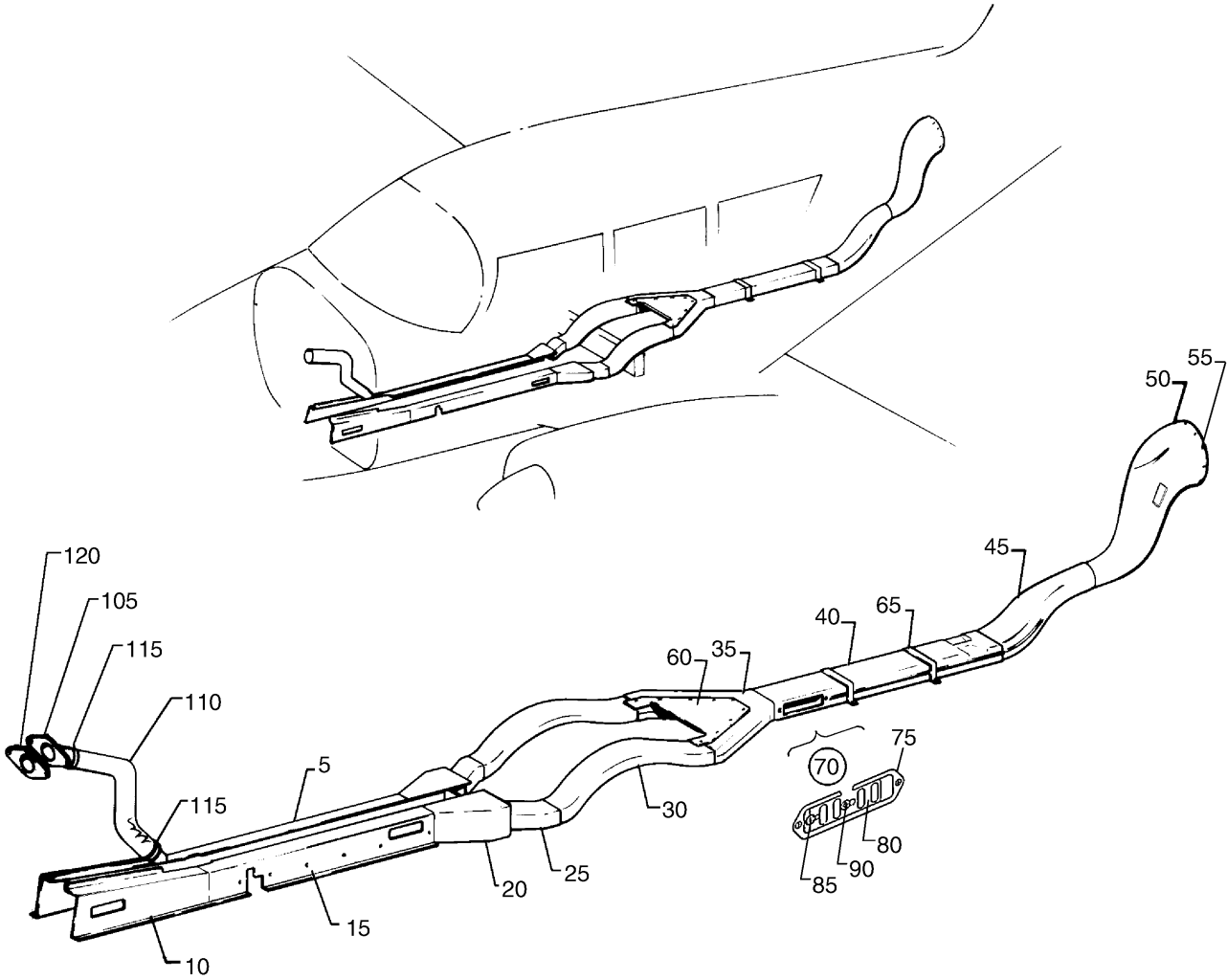


Figure 75. Heater Duct Installation

PIPER AIRCRAFT, INC.
PA-34-220T
AIRPLANE PARTS CATALOG

Figure and Index Number	Part Number	Nomenclature	No. Req.	Serial Numbers Affected
75	37165 (W) 36736 (L)	DRAWING - Ventilation Air and Heater Duct Installation DRAWING - Defroster Blower Installation		
5	37161-008	DUCT ASSY - Cabin Heat, Left	1	
-5A	37161-009	DUCT ASSY - Cabin Heat, Right	1	
10	37161-004	* DUCT - Cabin Heat, Forward, Left	1	
-10A	37161-007	* DUCT ASSY - Cabin Heat, Forward, Right	1	
15	37161-002	* DUCT - Cabin Heat, Center, Left	1	
-15A	37161-003	* DUCT - Cabin Heat, Center, Right	1	
20	68923-006	* DUCT - Cabin Heat, Rear, Left	1	
-20A	68923-007	* DUCT - Cabin Heat, Rear, Right	1	
25	37165-039	DUCT ASSY - Heat	2	
30	37165-016	DUCT ASSY - Heat, Left	1	
-30A	87736-002	DUCT ASSY - Heat, Right	1	
35	37165-059	DUCT ASSY - Heat	1	
40	37165-060	DUCT ASSY - Heat	1	
45	37165-003	DUCT ASSY - Heat	1	
50	37165-009	DUCT ASSY - Heat	1	
55	415-531	SCREW - (MS35206-241)	4	
-55A	408-043	WASHER - (MS35333-38)	4	
60	37165-046	PLATE	1	
65	37165-047	STRAP	2	
70	37165-054	OUTLET ASSY	2	
75	37165-044	* OUTLET	1	
80	37165-058	* SLIDER ASSY	1	
85	571-132	* KNOB - (66980-000)	1	
90	415-364	* SCREW - (MS27039-4-08)	1	
-90A	95061-125	* BUSHING	1	
-90B	690-642	* WASHER - (NAS1149C0432R)	1	
-90C	408-815	* SPRING WASHER - (3502-18-04)	1	
-90D	690-642	* WASHER - (NAS1149C0432R)	1	
-90E	404-530	* NUT - (MS21042-4)	1	
-100	36736-003	INLET ASSY	1	
105	36736-004	* INLET	1	
110	37167-031	* TUBE	1	
115	454-994	CLAMP	2	
120	36736-008	GASKET	1	

- ITEM NOT ILLUSTRATED

When ordering, always specify Part Number, Description, and Serial Number of Aircraft

Revised: March 10, 2009

PIPER AIRCRAFT, INC.
PA-34-220T
AIRPLANE PARTS CATALOG

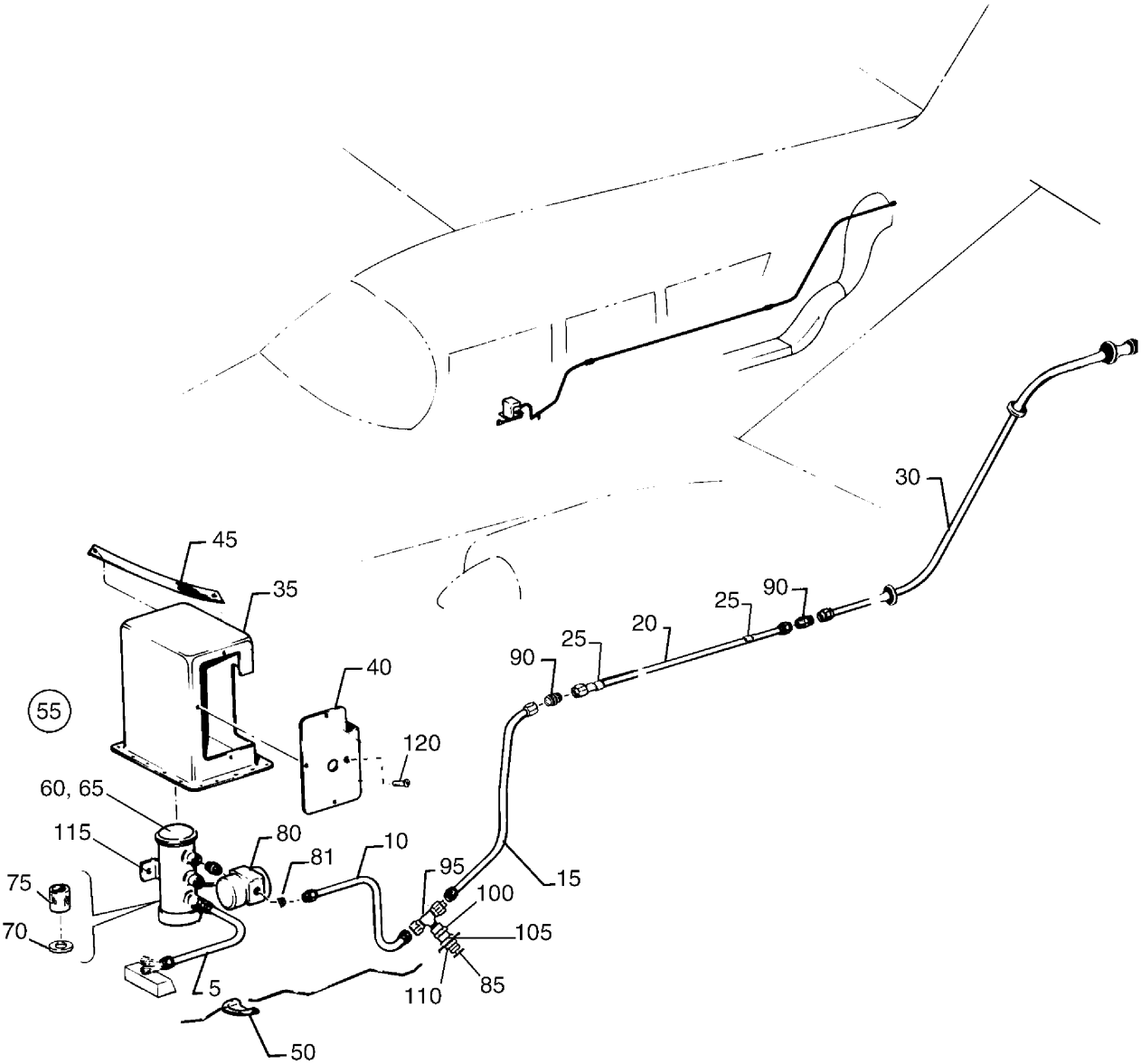


Figure 76. Heater Fuel System

PIPER AIRCRAFT, INC.
PA-34-220T
AIRPLANE PARTS CATALOG

Figure and Index Number	Part Number	Nomenclature	No. Req.	Serial Numbers Affected
76	37167 (AR)	DRAWING - Heat and Defrost System Installation		
5	83744-159	TUBE ASSY	1	
10	83744-158	TUBE ASSY	1	
15	37167-025	TUBE ASSY	1	
20	37167-035	TUBE ASSY	1	
25	454-929	CLAMP	2	
-25A	65003-021	BUSHING	2	
-25B	415-539	SCREW - (MS35206-249)	2	
-25C	404-529	NUT - (MS21042-08)	2	
30	37167-037	TUBE ASSY	1	
35	37167-050	BOX ASSY	1	
40	37167-051	COVER	1	
-40A	463-415	GROMMET - (41586-000) (SEE NOTE 1)	1	
45	63890-007	CABLE ASSY - Ground	1	
50	22482-000	SCOOP	1	
55	37167-054	PUMP ASSY COMPLETE - (Janitrol)	1	
-55A	37167-058	PUMP ASSY COMPLETE - (C & D)	1	
60	84251-003	* FUEL PUMP ASSY - (24 volt)	1	
65	461-736	** PUMP ASSY (91E92-1) - (Janitrol) (Reference Piper Service Bulletin #1127, - latest revision.)	1	
-65	461-742	** PUMP ASSY (C & D) - alternate	1	
70	755-145	*** GASKET - Cover (94E14)	1	
75	754-902	*** FILTER - Fuel Pump (91E94-1)	1	
80	461-731	* FUEL REGULATOR AND SHUTOFF VALVE - (A23D04-7.5) (Janitrol)	1	
-80A	599-403	* REGULATOR - (3021) (C & D Airmotive)	1	
81	476-648	* NIPPLE - (AN816-4D)	1	
85	492-202	VALVE	1	
90	491-050	UNION - (AN815-4D)	2	
95	691-220	TEE - (AS5197W040402)	1	
100	455-173	COUPLING - (AN910-1D)	1	
105	62833-098	WASHER	1	
110	407-608	WASHER - (AN960PD716)	1	
115	400-002	BOLT - (AN4-5A)	1	
-115A	400-003	BOLT - (AN4-6A)	1	
-115B	690-611	WASHER - (NAS1149F0463P)	2	
-115C	405-350	NUT - (MS21083-N4)	2	
120	415-535	SCREW - (MS35206-245)	4	

NOTES:

1. GROMMET IS INSTALLED IN 37167-051 COVER AROUND 83744-158 TUBE ASSY.

- ITEM NOT ILLUSTRATED

When ordering, always specify Part Number, Description, and Serial Number of Aircraft

Revised: March 10, 2009

PIPER AIRCRAFT, INC.
PA-34-220T
AIRPLANE PARTS CATALOG

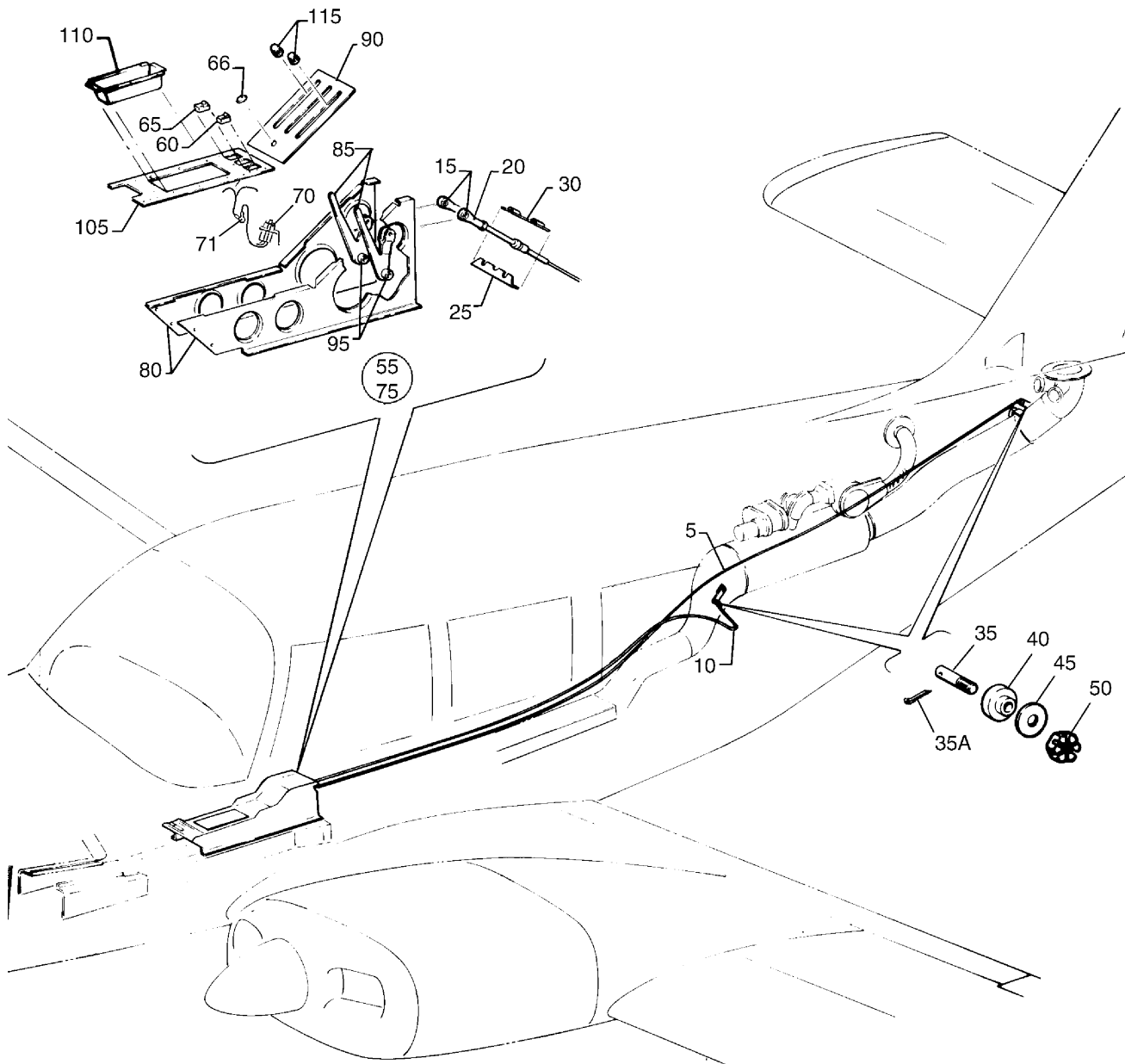


Figure 77. Heater Controls

PIPER AIRCRAFT, INC.
PA-34-220T
AIRPLANE PARTS CATALOG

Figure and Index Number	Part Number	Nomenclature	No. Req.	Serial Numbers Affected
77	37167 (AR) 85200 (BX)	DRAWING - Heat and Defrost Systems Installation DRAWING - Interior Installation		
5	554-260	CABLE ASSY - Air Inlet Control	1	
10	554-259	CABLE ASSY - Switch Control	1	
15	400-441	BOLT - (AN3-7A)	2	
-15A	690-612	WASHER - (NAS1149F0363P)	2	
-15B	404-526	NUT - (MS21042-3)	2	
20	452-606	BEARING	2	
25	78338-000	RETAINER - Control Cable	1	
30	78337-000	CLAMP - Control Cable	1	
-30A	415-533	SCREW - (MS35206-243)	3	
-30B	87745-005	PLATE	1	
-30C	415-535	SCREW - (MS35206-245)	4	
-30D	404-529	NUT - (MS21042-08)	4	
35	70371-002	SWIVEL - Fitting	2	
35A	424-051	COTTER PIN - (MS24665-132)	2	
40	70371-003	STUD - Swivel Fitting	2	
45	81342-018	WASHER - Swivel Fitting	2	
50	404-392	NUT - (AN320-3)	2	
55	37556-003	CONTROL ASSY - Heater (complete)	REF	3447001 thru 3447029
-55A	37556-004	CONTROL ASSY - Heater (complete)	REF	3449001 and up
60	688-298	* SWITCH - Heater and Fan (8941K700)	1	
-60A	472-200	* LAMP	2	
-60B	561-027	* FILTER	2	3447001 thru 3447029
-60C	688-377	* CAP - Switch (Cabin Heat - fan) (84622-069)	1	3447001 thru 3447029
-60D	89848-057	* CAP - Switch (Cabin Heat - fan)	1	3449001 and up
65	688-296	* SWITCH - Defrost (8941K699)	1	
-65A	472-200	* LAMP	2	
-65B	561-027	* FILTER	2	3447001 thru 3447029
-65C	654-504	* CAP - Switch (Off-defrost) (84622-092)	1	3447001 thru 3447029
-65D	89848-058	* CAP - Switch (Off-defrost)	1	3449001 and up
66	453-709	* BUTTON - Plug (SS48152)	1	
70	555-833	* CONNECTOR - (1-480273-0)	1	
-70A	588-522	* SOCKET (SEE NOTE 1)	11	
71	414-508	* SCREW - (MS24693-S28)	1	
-71A	408-042	* WASHER - (MS35333-37)	1	
-71B	404-528	* NUT - (MS21042-06)	1	
75	78343-004	* CONTROL ASSY	1	3447001 thru 3447029
-75A	78343-006	* CONTROL ASSY	1	3449001 and up
80	78381-000	** BRACKET - Heater Control, Left	1	
-80A	78381-001	** BRACKET - Heater Control, Right	1	
85	78339-000	** LEVER ASSY - Heater Control	2	
90	78379-000	** PLATE - Heater Control	1	
95	96691-000	** BEARING - Heater Control	2	
-95A	400-466	** BOLT - (AN3-43A)	1	
-95B	690-612	** WASHER - (NAS1149F0363P)	1	
-95C	690-609	** WASHER - (NAS1149F0332P)	2	
-95D	408-813	** WASHER - (3052-10-79-0511)	2	
-95E	63900-164	** BUSHING	1	
-95F	63900-165	** BUSHING	1	
-95G	63900-166	** BUSHING	1	
-95H	404-526	** NUT - (MS21042-3)	1	

- ITEM NOT ILLUSTRATED

When ordering, always specify Part Number, Description, and Serial Number of Aircraft

Revised: March 10, 2009

PIPER AIRCRAFT, INC.
PA-34-220T
AIRPLANE PARTS CATALOG

Figure and Index Number	Part Number	Nomenclature	No. Req.	Serial Numbers Affected
77-				
-100	78343-005	** PLATE ASSY	1	3447001 thru 3447029
-100A	78343-007	** PLATE ASSY	1	3449001 and up
105	78380-002	*** PLATE - Heater Control	1	
110	96044-000	*** BOX - Selector Valve Lever	1	3447001 thru 3447029
-110A	96044-008	*** COVER ASSY	1	3449001 and up
-110B	96044-009	**** COVER	1	
-110C	96044-010	**** PLATE	1	
115	571-132	KNOB - Heater Control (66980-000)	REF	

NOTES:

1. USE 5 FOR SERIAL NUMBERS 3447001 THRU 3447029.
 USE 6 FOR SERIAL NUMBERS 3449001 AND UP.

- ITEM NOT ILLUSTRATED

When ordering, always specify Part Number, Description, and Serial Number of Aircraft

Revised: March 10, 2009

**PIPER AIRCRAFT, INC.
PA-34-220T
AIRPLANE PARTS CATALOG**

THIS PAGE INTENTIONALLY LEFT BLANK

PIPER AIRCRAFT, INC.
PA-34-220T
AIRPLANE PARTS CATALOG

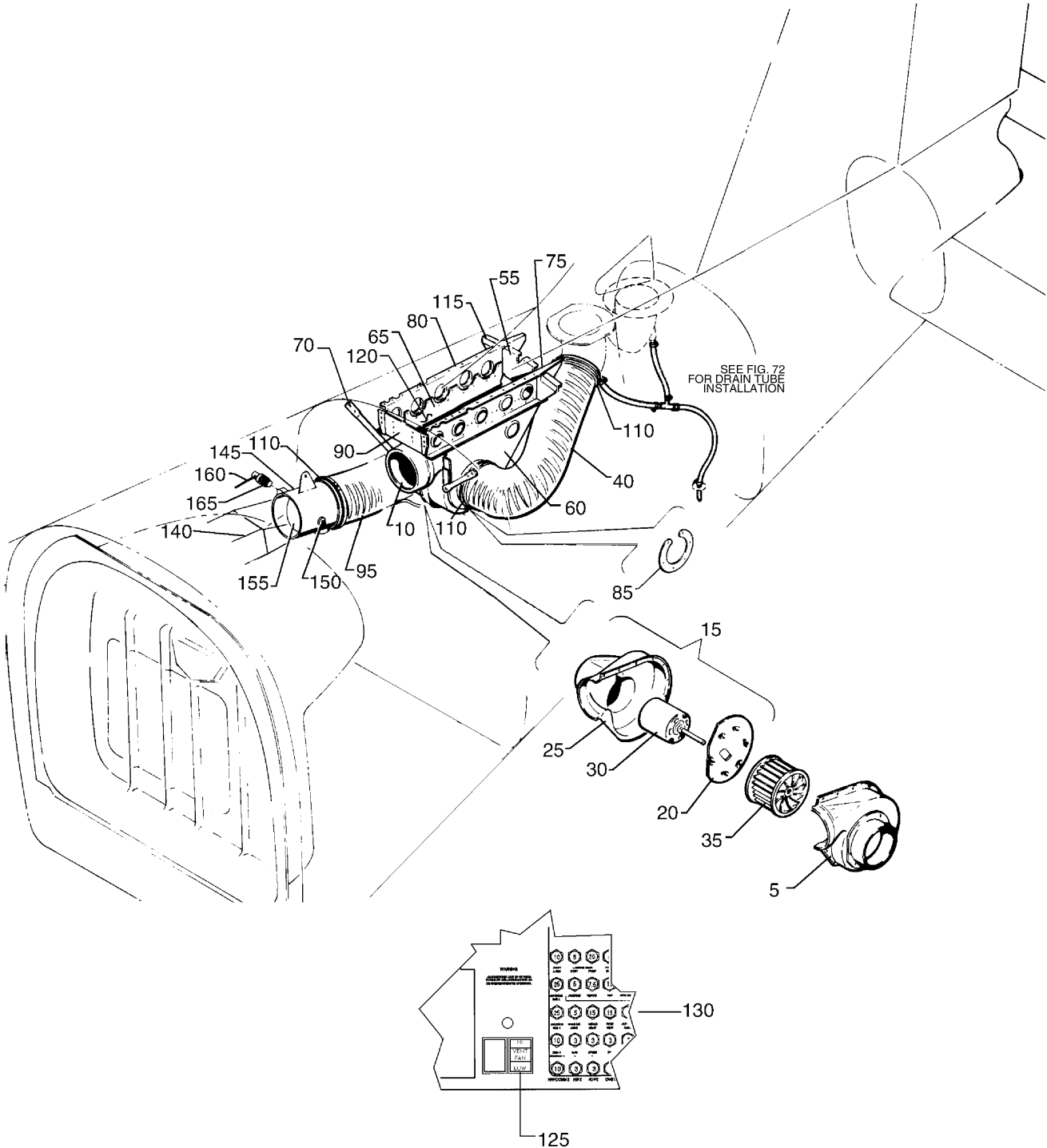


Figure 78. Aft Fresh Air Duct Installation

PIPER AIRCRAFT, INC.
PA-34-220T
AIRPLANE PARTS CATALOG

Figure and Index Number	Part Number	Nomenclature	No. Req.	Serial Numbers Affected
78	79853 (U)	DRAWING - Fresh Air System Vent Installation		
	78630 (AI)	DRAWING - Blower Ventilation Installation		
	69988 (L)	DRAWING - Fresh Air Vent Duct Installation		3447001 thru 3447029
	89402 (C)	DRAWING - Fresh Air Cable Installation		3449001 and up
-1	79266-002	BLOWER ASSY	1	
5	79264-000	* COVER ASSY - Fresh Air Blower	1	
10	99633-000	* DUCT - Hose Connect	1	
15	99642-004	* BLOWER ASSY - Fresh Air	1	
20	99641-000	** PLATE ASSY - Motor Mounting	1	
25	37997-002	** COVER - Fresh Air Blower	1	
30	761-778	** MOTOR ASSY - Fresh Air Blower (1482-22-1)	1	
35	452-935	** BLOWER - (AE424-316-1-1M)	1	
40	63633-138	HOSE	1	
-45	79293-003	HARNES ASSY - Blower	1	
-45A	588-109	* SWITCH - (MS35058-21)	1	
-50	434-132	GROMMET - Blower harness assy (MS35489-19)	4	
55	79286-000	BRACKET - Intercostal, Aft	1	
60	79281-000	HANGER ASSY - Blower, Left	1	
65	79282-000	HANGER ASSY - Blower, Right	1	
70	79303-000	BRACKET - Hanger	2	
-70A	411-532	SCREW - (MS35207-263)	6	
-70B	690-609	WASHER - (NAS1149F0332P)	12	
-70C	404-526	NUT - (MS21042-3)	6	
75	78603-000	INTERCOSTAL - Blower Bracket Support, Left	1	
80	78604-000	INTERCOSTAL - Blower Bracket Support, Right	1	
85	79284-000	RETAINER - Housing	1	
-85A	411-531	SCREW - (MS35207-262)	8	
-85B	690-612	WASHER - (NAS1149F0363P)	8	
90	79285-000	BRACKET - Intercostal, Forward	1	
95	63633-124	HOSE	1	
-100	— —	DELETED		
-105	— —	DELETED		
110	554-640	CLAMP	4	
115	79035-000	GUSSET ASSY - Intercostal	2	
120	99813-002	DOUBLER	1	
125	688-298	SWITCH - (8941K700)	1	
-125A	472-200	BULB	2	
-125B	561-027	FILTER - (1813/31)	2	3447001 thru 3447029
-125C	654-505	CAP - Switch (Vent fan - hi low) (84622-093)	1	3447001 thru 3447029
-125D	89848-061	CAP - Switch (Vent fan - hi low)	1	3449001 and up
130	454-734	CIRCUIT BREAKER - (7277-2-15)	1	
140	69992-002	AFT DUCT ASSY	1	
145	69885-012	* FLAPPER VALVE ASSY - Fresh Air Intake	1	
150	69885-002	** SHAFT ASSY	1	
155	69885-003	** FLAPPER ASSY	1	
160	653-640	CABLE ASSY - Fresh Air flapper	1	3447001 thru 3447029
-160A	653-643	CABLE ASSY - Fresh Air flapper	1	3449001 and up
165	70371-002	FITTING - Swivel	1	
-165A	70371-003	STUD - Swivel Fitting	1	
-165B	690-612	WASHER - (NAS1149F0363P)	1	
-165C	404-392	NUT - (AN320-3)	1	
-165D	424-051	COTTER PIN - (MS24665-132)	1	

- ITEM NOT ILLUSTRATED

When ordering, always specify Part Number, Description, and Serial Number of Aircraft

Revised: December 10, 2009

PIPER AIRCRAFT, INC.
PA-34-220T
AIRPLANE PARTS CATALOG

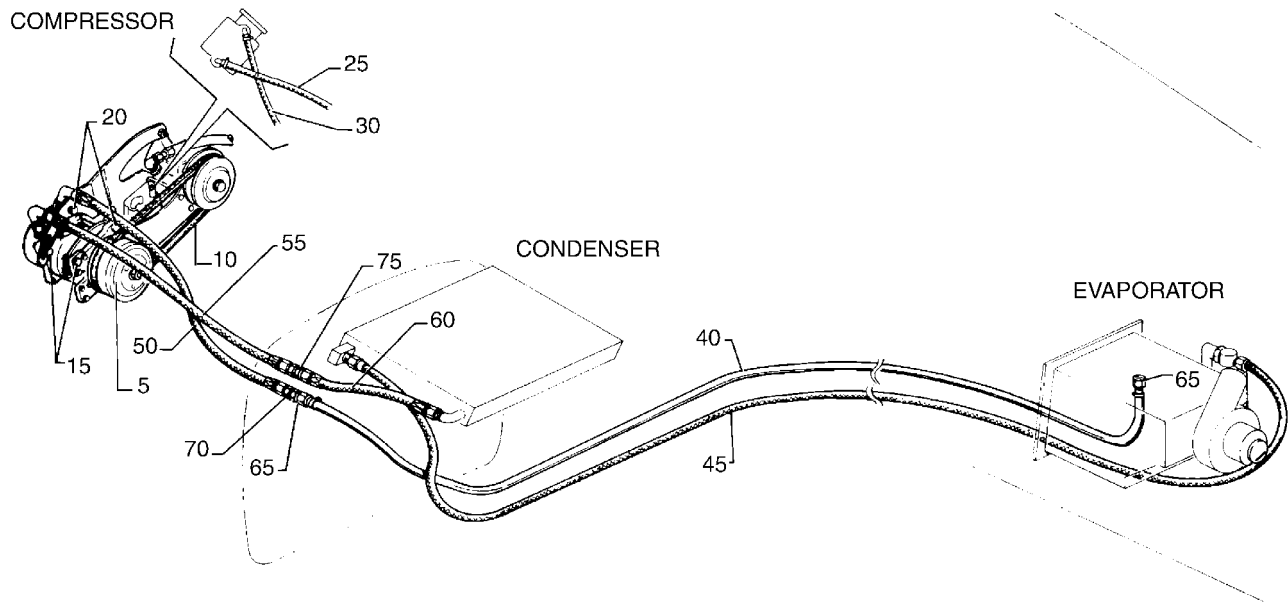


Figure 79. Air Conditioning Compressor and Refrigerant Lines Installation

PIPER AIRCRAFT, INC.
PA-34-220T
AIRPLANE PARTS CATALOG

Figure and Index Number	Part Number	Nomenclature	No. Req.	Serial Numbers Affected
79	36809 (AF) 35785 (T) 36830 (M)	DRAWING - Air Conditioning Installation DRAWING - Air Conditioning Compressor Installation DRAWING - Refrigerant Lines Installation		
5	689-928	COMPRESSOR ASSY	1	3447001 thru 3447029
-5A	100821-002	COMPRESSOR ASSY	1	3449001 and up
-5B	693-208	BOLT - (8384-0472)	5	3449001 and up
10	73965-006	BELT - Compressor	1	
15	401-394	BOLT - (AN6-13A)	2	
-15A	690-629	WASHER - (NAS1149F0663P)	2	
-15B	62833-117	WASHER	2	
-15C	404-532	NUT - (MS21042-6)	2	
20	401-393	BOLT - (AN6-12A)	2	
-20A	690-629	WASHER - (NAS1149F0663P)	4	
-20B	404-532	NUT - (MS21042-6)	2	
25	69015-023	HOSE (SEE NOTE 1)	1	3447001 thru 3447029; 3449001 thru 3449310, 3449312 and up (without Entegra)
30	69015-032	HOSE (SEE NOTE 1)	REF	
40	63904-102	HOSE ASSY - Suction, Aft	1	3447001 thru 3447029
-40A	84266-014	HOSE ASSY - Suction, Aft	1	3449001 and up
-40B	485-198	O-RING - Aft suction Hose (firewall connection)	1	3449001 and up
-40C	485-196	O-RING - Aft suction Hose (evaporator connection)	1	3449001 and up
45	99592-037	HOSE ASSY	1	3447001 thru 3447029
-45A	84266-006	HOSE ASSY - (alternate)	1	3447001 thru 3447029
-45B	84266-013	HOSE ASSY	1	3449001 and up
-45C	485-197	O-RING (SEE NOTE 2)	2	3449001 and up
50	99592-016	HOSE ASSY - Suction, Forward	1	3447001 thru 3447029
-50A	84266-017	HOSE ASSY - Suction, Forward	1	3449001 and up
-50B	485-198	O-RING - Forward Suction Hose (compressor connection)	1	3449001 and up
55	99592-014	HOSE ASSY - Discharge, Forward	1	3447001 thru 3447029
-55A	84266-016	HOSE ASSY - Discharge, Forward	1	3449001 and up
-55B	485-196	O-RING - Forward discharge Hose (compressor connection)	1	3449001 and up
60	99592-015	HOSE ASSY - Discharge, Aft	1	3447001 thru 3447029
-60A	84266-015	HOSE ASSY - Discharge, Aft	1	3449001 and up
-60B	485-196	O-RING - Aft Discharge Hose (firewall connection)	1	3449001 and up
-60C	485-197	O-RING - Aft Discharge Hose (condenser connection)	1	3449001 and up
65	561-012	FITTING - (FC9158-0808S)	2	3447001 thru 3447029
-65A	584-258	REDUCER - (661FHD-8-10)	2	3447001 thru 3447029
70	67982-003	UNION - Bulkhead	1	3447001 thru 3447029
-70A	690-636	WASHER - (NAS1149F1490P)	2	
-70B	477-703	NUT - (AS5178-10)	1	3447001 thru 3447029
75	67982-004	UNION - Bulkhead	1	3447001 thru 3447029
-75A	690-635	WASHER - (NAS1149F1290P)	2	
-75B	477-691	NUT - (AS5178-08)	1	3447001 thru 3447029

NOTES:

1. PART OF VACUUM SYSTEM. SEE FIGURE 45 FOR ADDITIONAL COMPONENTS.
2. ONE USED ON DRIER END. ONE USED ON CONDENSER END.

- ITEM NOT ILLUSTRATED

When ordering, always specify Part Number, Description, and Serial Number of Aircraft

Revised: March 10, 2009

PIPER AIRCRAFT, INC.
PA-34-220T
AIRPLANE PARTS CATALOG

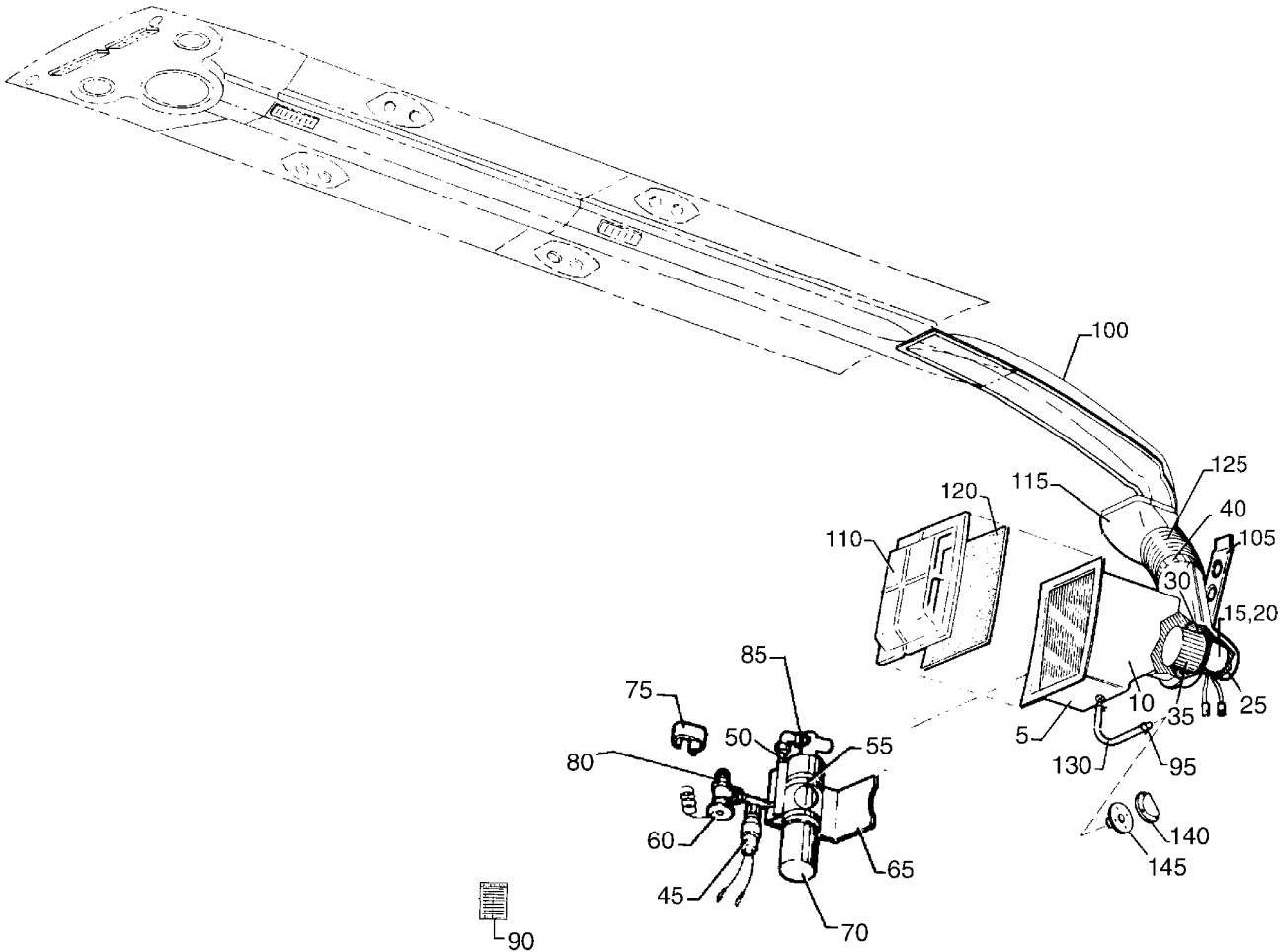


Figure 80. Air Conditioning Duct and Evaporator Installation

PIPER AIRCRAFT, INC.
PA-34-220T
AIRPLANE PARTS CATALOG

Figure and Index Number	Part Number	Nomenclature	No. Req.	Serial Numbers Affected
80	36809 (AF) 78374 (U) 79849 (AG)	DRAWING - Air Conditioning Installation DRAWING - Aft Cabin Bulkhead Installation DRAWING - Evaporator Bulkhead Assembly		
-1	79841-004	EVAPORATOR ASSY	REF	3447001 thru 3447029
-1A	79841-006	EVAPORATOR ASSY	REF	3449001 and up
5	99640-007	* EVAPORATOR ASSY - Air Conditioning	1	3447001 thru 3447029
-5A	99640-008	* EVAPORATOR ASSY - Air Conditioning	1	3449001 and up
10	99640-003	** EVAPORATOR ASSY - Air Conditioning	1	3447001 thru 3447029
-10A	99640-009	** EVAPORATOR ASSY - Air Conditioning	1	3449001 and up
15	99642-004	** BLOWER ASSY - Evaporator	1	
20	761-778	*** MOTOR ASSY - Evaporator Blower (1482-22-1)	1	
25	37997-002	*** COVER - Evaporator Blower	1	
30	99641-000	*** PLATE ASSY - Motor Mounting	1	
35	452-935	*** BLOWER - (AE424-316-1-1M)	1	
40	99633-000	** DUCT - Hose Connect	1	
45	587-941	** SWITCH ASSY - Pressure (99646-002)	1	3447001 thru 3447029
-45A	688-425	** PRESSURE SWITCH ASSY (20PS000FD335K270G)	1	3449001 and up
50	589-688	** LINE ASSY - Evaporator Inlet (37245-6-6S)	1	3447001 thru 3447029
-50A	689-106	** LINE ASSY - (P37245)	1	3449001 and up
55	654-001	** CLAMP	2	
60	99648-000	** VALVE ASSY - Evaporator Expansion	1	3447001 thru 3447029
-60A	592-633	** EXPANSION VALVE (031134-03)	1	3449001 and up
65	99650-000	** BRACKET - Receiver Dehydrator	1	
-65A	415-499	** SCREW	3	
-65B	690-616	** WASHER - (NAS1149FN832P)	3	
-65C	404-529	** NUT - (MS21042-08)	3	
70	602-275	** RECEIVER DEHYDRATOR - (085041-01)	1	3449001 and up
70	456-615	** RECEIVER DEHYDRATOR - (249099-10)	1	3447001 thru 3447029
75	554-732	** CLAMP - Bulb, Expansion Valve (99661-000)	1	
80	485-196	** O-RING (ST7470-013)	1	3449001 and up
85	485-197	** O-RING (ST7470-011)	2	3449001 and up
90	69669-204	** PLACARD - (683-314) (SEE NOTE 1)	1	3449001 and up
95	554-575	CLAMP	2	
100	79839-003	DUCT - Aft Cabin Bulkhead	1	
105	99539-000	SUPPORT - Evaporator Box	1	
110	99550-002	COVER - Evaporator Filter	1	
115	79840-004	DUCT ASSY - Interconnect	1	
120	99644-000	FILTER - Evaporator	1	
125	63633-100	HOSE - Air Conditioning	1	
130	63913-199	HOSE - Evaporator Drain	1	
140	22482-000	SCOOP - Air Conditioning	1	
145	99609-000	VENT ASSY - Air conditioning	1	

NOTES:

1. CENTER PLACARD ON CENTER LINE OF EXPANSION VALVE.

- ITEM NOT ILLUSTRATED

When ordering, always specify Part Number, Description, and Serial Number of Aircraft

Revised: March 10, 2009

PIPER AIRCRAFT, INC.
PA-34-220T
AIRPLANE PARTS CATALOG

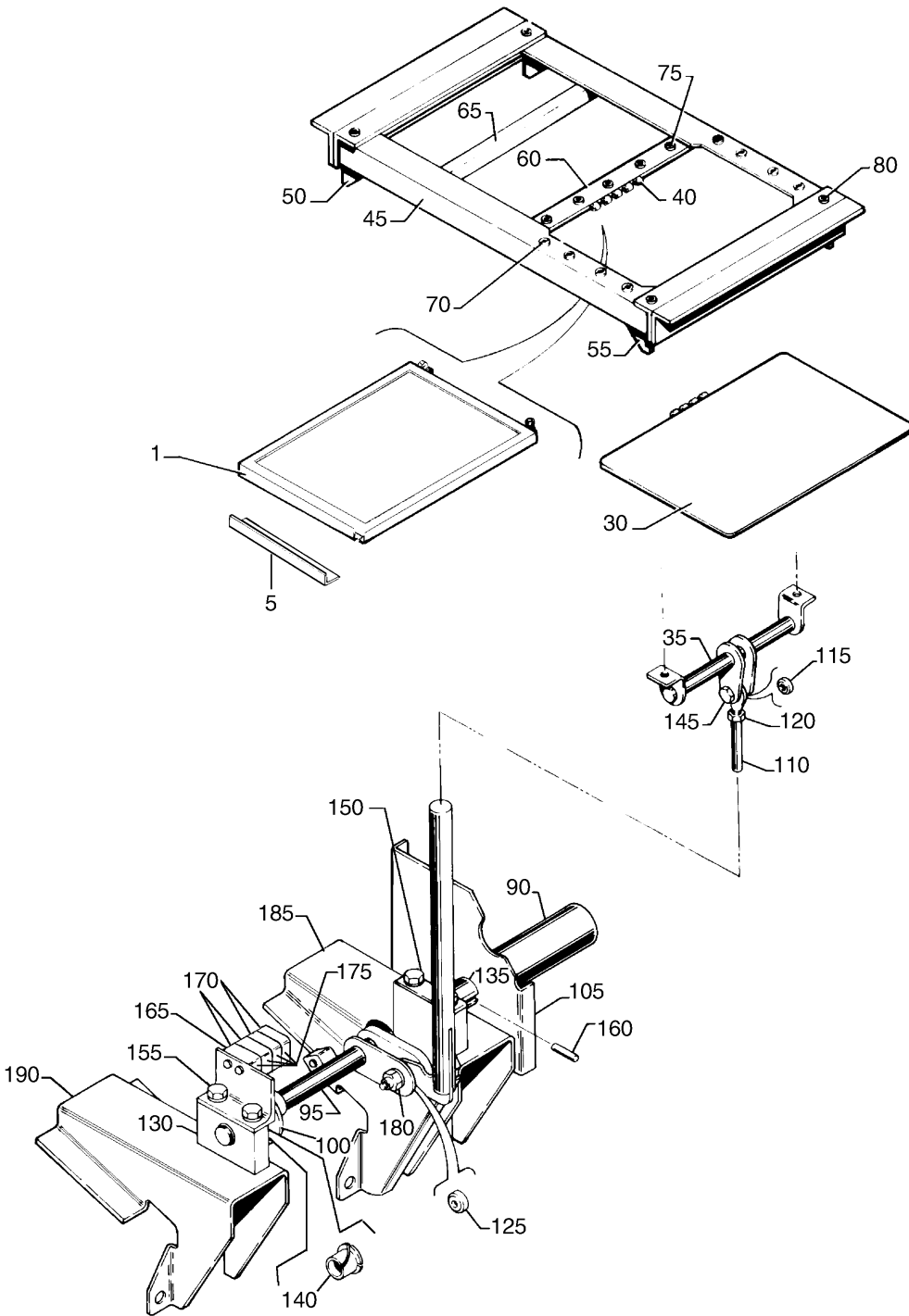


Figure 81. Air Conditioning Condenser and Scoop Installation

PIPER AIRCRAFT, INC.
PA-34-220T
AIRPLANE PARTS CATALOG

Figure and Index Number	Part Number	Nomenclature	No. Req.	Serial Numbers Affected
81	36814 (D)	DRAWING - Condenser Installation		
	36810 (S)	DRAWING - Condenser Scoop Installation		
	87763 (D)	DRAWING - Condenser Scoop Motor and Torque Tube Installation		
1	557-449	CONDENSER - (1250345)	1	3447001 thru 3447029
-1A	555-457	CONDENSER - (IE-1415C) alternate	1	3447001 thru 3447029
-1B	84267-003	CONDENSER	1	3449001 and up
5	36814-003	ANGLE	1	3447001 thru 3447029
-5A	36814-004	ANGLE	1	3447001 thru 3447029
-10	100810-002	ANGLE MOUNTING - Condenser	1	3449001 and up
-10A	100810-003	ANGLE MOUNTING - Condenser	1	3449001 and up
-15	100828-002	DEFLECTOR ASSY - Condenser	1	3449001 and up
-20	100830-002	BAFFLE CONDENSER - Rear	1	3449001 and up
30	36811-002	SCOOP ASSY - Condenser	1	
35	36884-002	* SUPPORT ASSY - Actuator	1	
40	36881-016	* HINGE ASSY - Condenser Scoop	1	
45	36812-002	SUPPORT - Condenser Scoop, Left	1	
-45A	36812-003	SUPPORT - Condenser Scoop, Right	1	
50	36812-004	BRACKET - Condenser Scoop, Left Rear	1	
-50A	36812-005	BRACKET - Condenser Scoop, Right Rear	1	
55	36812-006	BRACKET - Condenser Scoop, Left Forward	1	
-55A	36812-007	BRACKET - Condenser Scoop, Right Forward	1	
60	36813-003	SUPPORT - Scoop	1	
65	36860-002	BAFFLE ASSY - Condenser Scoop	1	3447001 thru 3447029
-65A	36860-007	BAFFLE ASSY - Condenser Scoop	1	3449001 and up
70	584-019	RECEPTACLE - (1142700)	8	
75	484-293	RECEPTACLE - (1142701)	5	
80	484-342	RECEPTACLE - (1127702)	4	
90	691-411	MOTOR - Condenser Scoop	1	
95	87747-007	TUBE ASSY - Scoop, Torque	1	
100	87762-002	CAM - Switch	1	
-100A	486-304	SETSCREW - (MS51966-112)	2	
105	36828-003	BRACKET - Torque Tube Motor	1	3447001 thru 3447029
-105A	36828-005	BRACKET - Torque Tube Motor	1	3449001 and up
-105B	36828-004	* CLIP - BRACKET ASSY - Scoop Torque Tube	1	3449152 and up
-105C	415-319	SCREW - (MS27039-1-09)	3	
-105D	690-612	WASHER - (NAS1149F0363P)	3	
110	87748-002	ROD ASSY - Scoop	1	
115	452-334	* BEARING	1	
120	404-322	* NUT - (AN316-4R)	1	
125	452-387	* BEARING	1	
130	36825-002	BLOCK - Torque Tube Bearing	2	
135	36823-003	SLEEVE - Torque Tube	1	
-135A	415-296	SCREW - (MS27039-0817)	1	
-135B	690-616	WASHER - (NAS1149FN832P) under head	3	
-135C	690-618	WASHER - (NAS1149FN816P) under nut	1	
-135D	404-529	NUT - (MS21042-08)	1	
140	452-706	BEARING	2	
-140A	690-631	WASHER - (NAS1149F0863P)	AR	
145	401-269	BOLT - (AN3-10A)	1	
-145A	690-612	WASHER - (NAS1149F0363P)	1	
-145B	690-609	WASHER - (NAS1149F0332P)	3	
-145C	404-526	NUT - (MS21042-3)	1	

- ITEM NOT ILLUSTRATED

When ordering, always specify Part Number, Description, and Serial Number of Aircraft

Revised: March 10, 2009

PIPER AIRCRAFT, INC.
PA-34-220T
AIRPLANE PARTS CATALOG

Figure and Index Number	Part Number	Nomenclature	No. Req.	Serial Numbers Affected
81-				
150	401-274	BOLT - (AN3-15A)	2	
-150A	690-612	WASHER - (NAS1149F0363P)	2	
155	400-446	BOLT - (AN3-16A)	2	
-155A	690-612	WASHER - (NAS1149F0363P)	2	
160	86092-096	PIN - Torque Tube	1	
165	83332-002	SWITCH ASSY	1	
170	487-922	* SWITCH - (1SE1)	4	
175	451-835	* ACTUATOR - (JE-5)	4	
180	410-047	SCREW - (MS24694S60)	1	
-180A	690-612	WASHER - (NAS1149F0363P)	3	
-180B	404-526	NUT - (MS21042-3)	1	
185	36822-002	SUPPORT ASSY - Torque Tube Motor Bracket	1	
-185A	415-309	SCREW - (MS27039-0809)	6	
-185B	690-616	WASHER - (NAS1149FN832P)	6	
190	36822-003	SUPPORT ASSY - Torque Tube Motor Bracket	1	
-190A	415-309	SCREW - (MS27039-0809)	6	
-190B	690-616	WASHER - (NAS1149FN832P)	6	

- ITEM NOT ILLUSTRATED

When ordering, always specify Part Number, Description, and Serial Number of Aircraft

**PIPER AIRCRAFT, INC.
PA-34-220T
AIRPLANE PARTS CATALOG**

THIS PAGE INTENTIONALLY LEFT BLANK

PIPER AIRCRAFT, INC.
PA-34-220T
AIRPLANE PARTS CATALOG

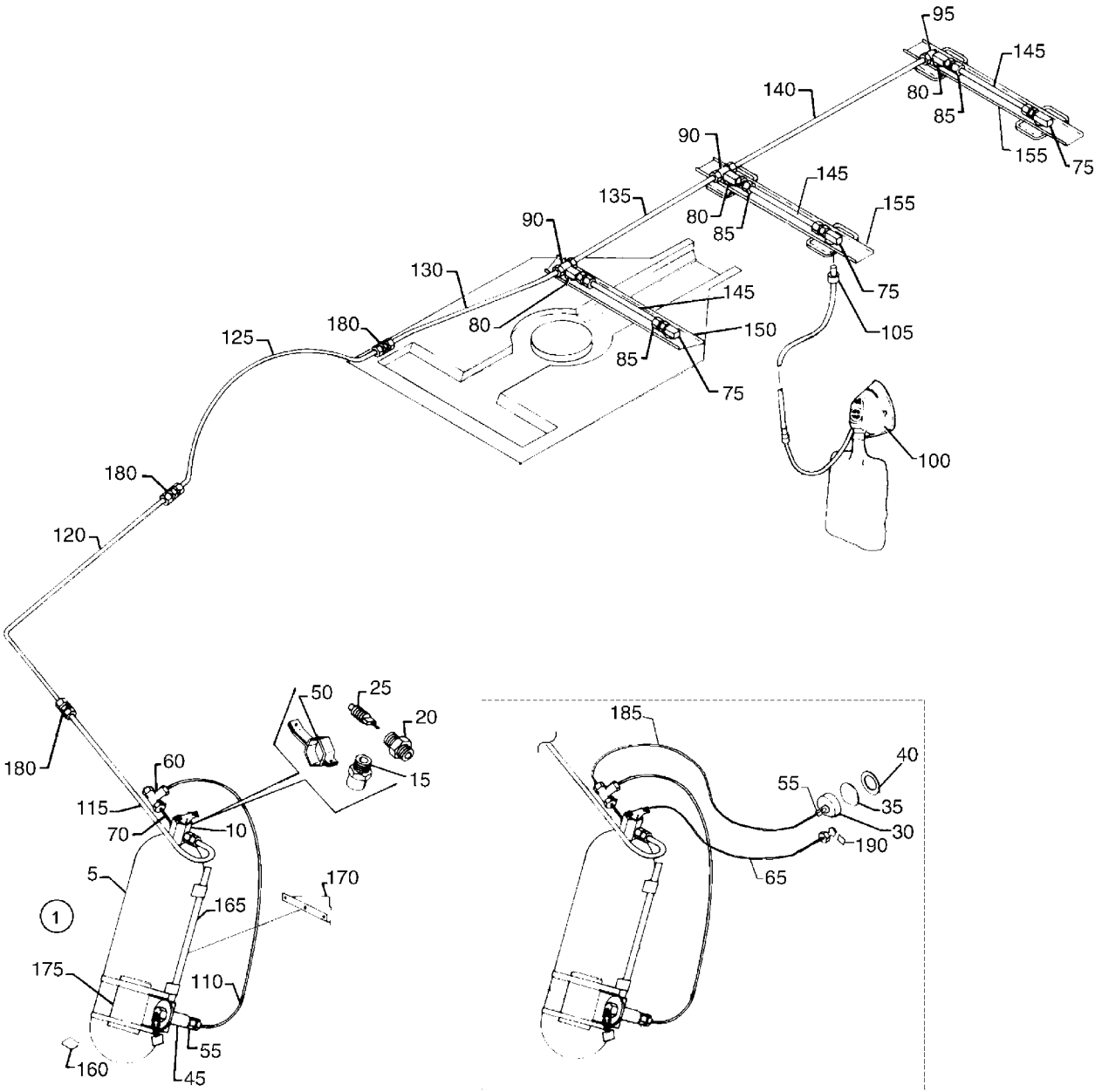


Figure 82. Oxygen System Installation

PIPER AIRCRAFT, INC.
PA-34-220T
AIRPLANE PARTS CATALOG

Figure and Index Number	Part Number	Nomenclature	No. Req.	Serial Numbers Affected
82	87441 (F) 100780 (F)	DRAWING - Fixed Oxygen System Installation DRAWING - Oxygen System Installation		3447001 thru 3447029 3449001 and up
1	36964-003	OXYGEN KIT	1	3447001 thru 3447029
-1A	651-663	OXYGEN KIT - (36964-007)	1	3449001 and up
5	763-312	* CYLINDER AND REGULATOR ASSY (800112-21)	1	3447001 thru 3447029
-5A	766-575	* CYLINDER AND REGULATOR ASSY (895-23077)	1	3449001 and up
10	762-584	** REGULATOR ASSY - Oxygen (800114-03)	1	3447001 thru 3447029
15	756-507	*** RELIEF VALVE - Regulator assembly (5043-14)	1	3447001 thru 3447029
20	756-505	*** VALVE ASSY - Charging (800216)	1	3447001 thru 3447029
25	753-947	*** CORE - Valve Assy (57524)	1	3447001 thru 3447029
30	755-101	* GAUGE ASSY - Oxygen (includes mounting bracket) (800435-01)	1	
35	752-355	** LENS - Oxygen Gauge (1375300-AG92)	1	
40	758-558	** BEZEL - Oxygen Gauge (802818-01)	1	
45	756-504	* CHARGING VALVE ASSY (26875-63)	1	3447001 thru 3447029
45	592-703	* CHARGING VALVE ASSY (26875-76)	1	3449001 and up
50	753-437	* BRACKET ASSY - Control Cable (800356-00)	1	
55	763-310	* CONNECTOR - Female (33525-202)	2	
60	762-023	* TEE - (1/8" diameter) (33521-002)	1	
65	753-938	* CABLE - Push-Pull Control (800177-00)	1	
70	762-024	* TUBE ASSY - High Pressure (800214-06)	1	
75	752-609	* OUTLET ASSY - Oxygen, Left (23599-11)	3	
80	752-610	* OUTLET ASSY - Oxygen, Right (23599-12)	3	
85	753-944	* CONNECTOR - Male - Low Pressure (33529-009)	6	
90	756-301	* TEE - Low Pressure (33529-805)	2	
95	754-761	* ELBOW - Low Pressure (33526-106)	1	
100	474-124	* SKY MASK - Oxygen, Sky Mask (passenger) (28314-11)	5	
-100A	761-744	* MASK ASSY - Oxygen, Duo-seal Mask with Microphone (28316-11)	1	
105	753-939	* MASK CONNECTOR - Oxygen plug-in (8570-00)	1	
110	86238-150	TUBE - High Pressure, recharge valve to tee	1	3447001 thru 3447029
-110A	86238-158	TUBE - High Pressure, recharge valve to tee	1	3449001 and up
115	86238-146	TUBE - Low Pressure	1	3447001 thru 3447029
-115A	83744-190	TUBE - Low Pressure	1	3449001 and up
120	86238-145	TUBE - Low Pressure	1	
125	86238-144	TUBE - Low Pressure	1	
130	86238-143	TUBE - Low Pressure	1	
135	36960-007	TUBE - Low Pressure	1	
140	36960-008	TUBE - Low Pressure	1	
145	36960-006	TUBE - Low Pressure	3	
150	36950-002	CHANNEL - Outlet, Overhead Panel	1	
155	36951-002	CHANNEL - Outlet	2	
160	87369-042	PLACARD - Oxygen Cylinder Installation	1	3447001 thru 3447029
165	87435-002	SHELF ASSY - Oxygen Tank Support	1	3447001 thru 3447029
-165A	100781-002	SHELF ASSY - Oxygen Tank Support	1	3449001 and up
170	87437-002	BRACKET - Oxygen Tank Shelf Support	1	3447001 thru 3447029
-170A	100782-003	BRACKET - Oxygen Tank Shelf Support	1	3449001 and up
175	87761-002	SUPPORT - Oxygen Filler Line	1	3447001 thru 3447029
-175A	87761-003	SUPPORT - Oxygen Filler Line	1	3449001 and up
180	491-164	UNION - (74011-002)	3	
185	86238-152	TUBE - High Pressure	1	
190	84967-155	PLACARD - Oxygen Pull On (656-147)	1	

- ITEM NOT ILLUSTRATED

When ordering, always specify Part Number, Description, and Serial Number of Aircraft

Revised: March 10, 2009

**PIPER AIRCRAFT, INC.
PA-34-220T
AIRPLANE PARTS CATALOG**

THIS PAGE INTENTIONALLY LEFT BLANK

**PIPER AIRCRAFT, INC.
PA-34-220T
AIRPLANE PARTS CATALOG**

THIS PAGE INTENTIONALLY LEFT BLANK

PIPER AIRCRAFT, INC.
PA-34-220T
AIRPLANE PARTS CATALOG

SEE FIGURE 88 FOR ICE PROTECTION
CONTROLS ON SERIAL NUMBERS 3447001
THRU 3447029 & 3449001 AND UP.

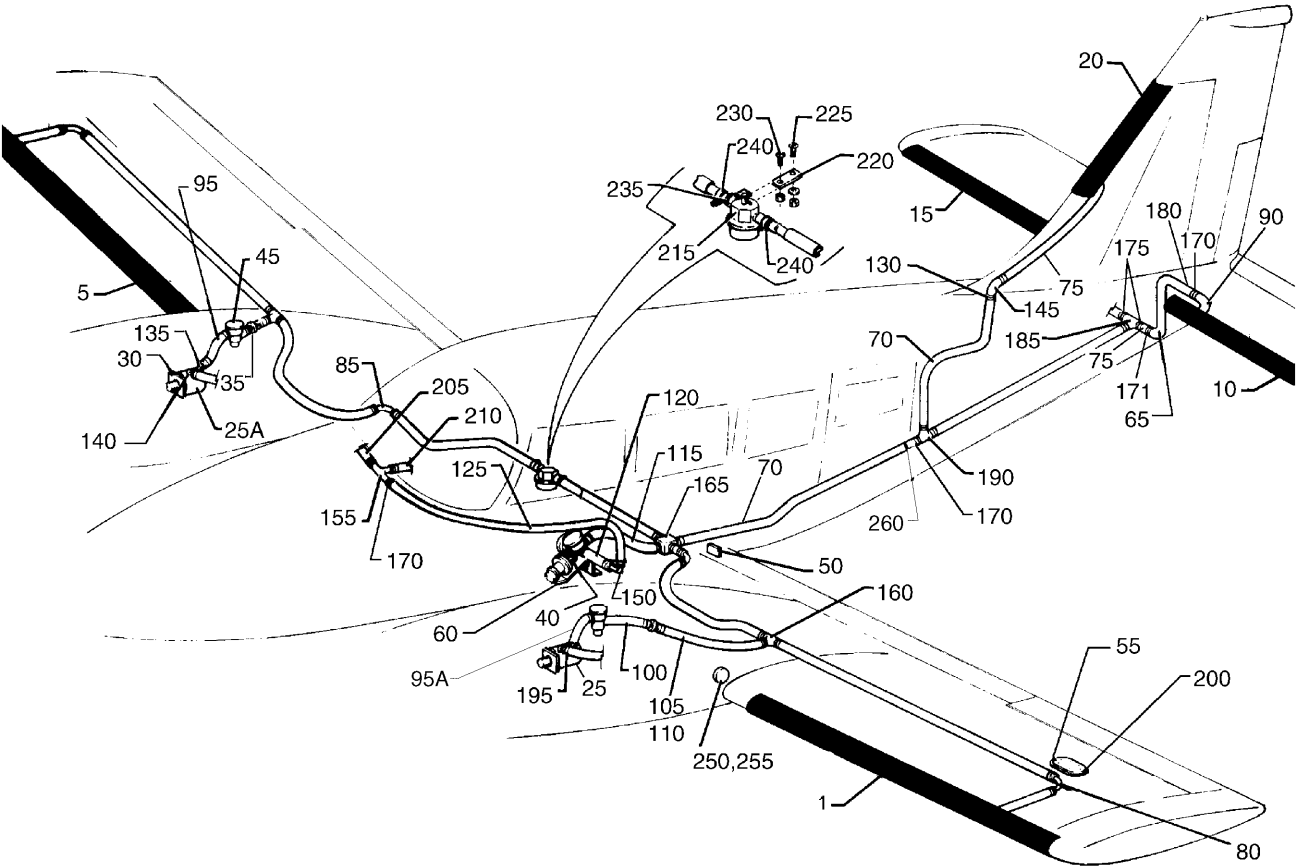


Figure 83. Pneumatic Deicer Installation

PIPER AIRCRAFT, INC.
PA-34-220T
AIRPLANE PARTS CATALOG

Figure and Index Number	Part Number	Nomenclature	No. Req.	Serial Numbers Affected
83	85186 (AE)	DRAWING - Ice Protection System Installation		3447001 thru 3447029; 3449001 thru 3449310, 3449312 and up (without Entegra)
	87291(S)	DRAWING - Wing Ice Light and Stall Warning Heat		3449311, 3449323 and up (with Entegra)
	101772 (D)	DRAWING - Pneumatic De-Icing		
1	553-604	DEICER - Wing, Left (25S-7D5036-07)	1	
5	553-603	DEICER - Wing, Right (25S-7D5036-08)	1	
10	690-900	DEICER - Horizontal Stabilizer, Left (25S-7D5036-09)	1	3449001 and up
10	456-427	DEICER - Horizontal Stabilizer, Left (25S-7D5036-03)	1	3447001 thru 3447029
15	456-428	DEICER - Horizontal Stabilizer, Right (25S-7D5036-04)	1	3447001 thru 3447029
15	690-901	DEICER - Horizontal Stabilizer, Right (25S-7D5036-10)	1	3449001 and up
20	456-429	DEICER - Vertical Fin (25S-7D5036-05)	1	
25	461-761	PUMP - Pressure, Left	1	
25A	461-759	PUMP - Pressure, Right	1	
30	751-859	* INSTALLATION GASKET - Pump Mounting (82-50130)	1	
35	492-299	VALVE - Check (1H37-1)	2	
40	592-676	VALVE - Deicer deflate (1H44-24) (SEE NOTE 2)	1	
45	592-662	DEICE CONTROL VALVE - (1H43-22) (SEE NOTE 1)	2	3449001 thru 3449151
45	689-931	DEICE CONTROL VALVE - (1H43-21)	2	3447001 thru 3447029
45	592-688	DEICE CONTROL VALVE - (1H43-23)	2	3449152 and up
50	37708-002	TIME MODULE - Deicer	1	
55	62109-000	COVER - Wing Deice Access	2	
60	39620-002	BRACKET ASSY - Deicer	1	
65	95153-156	TUBE	2	
70	189-493	TUBE - 3/8" I.D. (3D1819-6-8)	AR	3449311, 3449323 and up (with Entegra)
70	589-664	TUBE - 1/2" I.D. (3D1819-8-10)	AR	3447001 thru 3447029; 3449001 thru 3449310, 3449312 and up (without Entegra)
75	189-493	TUBE - 3/8" I.D. (3D1819-6-8)	AR	
80	95153-159	ELBOW	3	
85	86238-140	TUBE BEND	2	
90	63913-001	HOSE	2	
95	69015-024	HOSE - Right	1	
95A	69015-023	HOSE - Left	1	3449311, 3449323 and up (with Entegra)
-95B	554-639	CLAMP - Left and Right	4	3449311, 3449323 and up (with Entegra)
100	69015-025	HOSE	2	
105	69015-026	HOSE - Left	1	
110	69015-027	HOSE - Right	1	
115	63913-013	HOSE	1	
120	69015-029	HOSE	1	
125	69015-030	HOSE	1	3447001 thru 3447029; 3449001 thru 3449310, 3449312 and up (with Entegra)
125	69015-080	HOSE	1	3449311, 3449323 and up (with Entegra)

- ITEM NOT ILLUSTRATED

When ordering, always specify Part Number, Description, and Serial Number of Aircraft

Revised: March 10, 2009

PIPER AIRCRAFT, INC.
PA-34-220T
AIRPLANE PARTS CATALOG

Figure and Index Number	Part Number	Nomenclature	No. Req.	Serial Numbers Affected
83-				
130	690-672	WASHER - (NAS1149D0963H)	2	
-130A	477-620	NUT - (AS5178D06)	1	
135	558-925	ELBOW - (1K1-8-12)	2	
140	558-923	ELBOW - (1K1-8-10)	1	
145	558-840	ELBOW - (AN846-6D)	1	
150	86238-108	TUBE	1	
155	87378-003	TEE	1	
160	588-523	TEE - (1K30-8-8-10)	2	
165	455-404	CROSS - (1K38-10-8-8-8)	1	
170	554-678	CLAMP	AR	
171	554-678	CLAMP	2	3447001 thru 3447029; 3449001 thru 3449310, 3449312 and up (without Entegra)
171	554-575	CLAMP	2	3449311, 3449323 and up (with Entegra)
175	454-930	CLAMP	2	
180	63913-129	HOSE	2	
185	37715-000	TEE	1	
190	37716-000	TEE	1	
195	554-639	CLAMP	4	
200	35362-000	DOUBLER - Wing Access Cover	2	3447001 thru 3447029
205	69015-044	HOSE	1	3449001 and up
205	69015-066	HOSE	1	3447001 thru 3447029
210	63913-052	HOSE	1	3447001 thru 3447029
210	69015-049	HOSE	1	3449001 and up
215	491-800	VALVE - Pressure Relief (2H30-27)	1	
220	87755-002	STANDOFF - Valve	AR	
225	411-532	SCREW - (MS35207-263)	1	
-225A	690-612	WASHER - (NAS1149F0363P)	1	
-225B	404-526	NUT - (MS21042-3)	1	
230	411-532	SCREW - (MS35207-263)	1	
-230A	404-526	NUT - (MS21042-3)	1	
235	454-935	CLAMP	1	
240	554-575	CLAMP	2	
250	472-900	LIGHT ASSY - Ice Inspection (3D2554-01), less lamp	1	3447001 thru 3447029; 3449001 thru 3449066
250	84579-002	WING ICE LIGHT ASSY	1	3449067 and up
255	472-125	LAMP	1	3447001 thru 3447029; 3449001 thru 3449066
260	463-518	GROMMET	1	

NOTES:

1. REFER TO PIPER SERVICE BULLETIN #1043, LATEST REVISION.
2. REFER TO PIPER SERVICE BULLETIN #1097, LATEST REVISION.

- ITEM NOT ILLUSTRATED

When ordering, always specify Part Number, Description, and Serial Number of Aircraft

Revised: March 10, 2009

**PIPER AIRCRAFT, INC.
PA-34-220T
AIRPLANE PARTS CATALOG**

THIS PAGE INTENTIONALLY LEFT BLANK

**PIPER AIRCRAFT, INC.
PA-34-220T
AIRPLANE PARTS CATALOG**

**PAGES 2E12 THRU 2E24
INTENTIONALLY BLANK**

**PIPER AIRCRAFT, INC.
PA-34-220T
AIRPLANE PARTS CATALOG**

**SECTION XII
ELECTRICAL SYSTEM GROUP**

Reissued: December 10, 2006

PIPER AIRCRAFT, INC.
PA-34-220T
AIRPLANE PARTS CATALOG

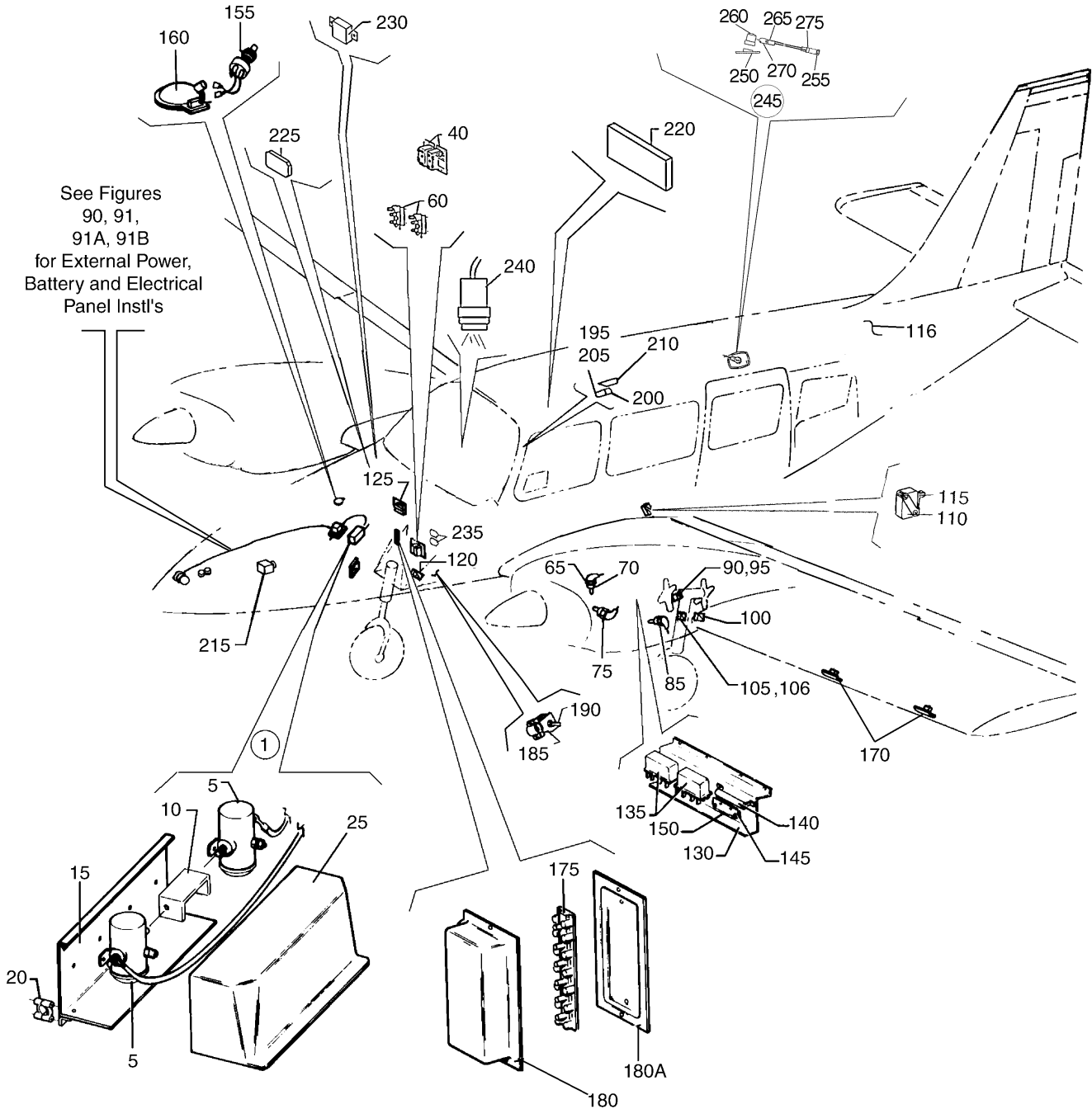


Figure 84. Electrical System Installation (Seneca IV)
 Serial Numbers 3447001 thru 3447029

PIPER AIRCRAFT, INC.
PA-34-220T
AIRPLANE PARTS CATALOG

Figure and Index Number	Part Number	Nomenclature	No. Req.	Serial Numbers Affected
84	83352 (K) 37865 (M) 87243 (F) 89727 (B) 37238 (C) 37874 (U)	DRAWING - Electrical System Installation (Seneca IV) DRAWING - Optional Engine Primer Installation (Seneca IV) DRAWING - Lighting Installation Instrument Panel DRAWING - Voltage Monitor Installation (Seneca IV) DRAWING - Exhaust Gas Temp Installation (Seneca IV) DRAWING - Courtesy Lights Installation		3447001 thru 3447029
1	87731-003	CONTACTOR ASSY (Reference Piper Service Letter #1116, - latest revision.)	1	
5	26898-008	* SOLENOID - Starter (584-420)	2	
10	96601-000	* LINK - Copper, Solenoid	1	
15	96599-005	* FRAME ASSY - Starter Solenoid	1	
20	96597-000	* CLAMP - Solenoid Frame Support	2	
25	96600-002	* COVER - Starter Solenoid	1	
40	84199-007	REGULATOR ASSY - Voltage (Reference Piper Service Bulletin #1017, - latest revision.)	1	
-40A	588-794	* TERMINAL (Reference Piper Service Bulletin #1017, - latest revision.)	6	
-40B	598-593	* ALTERNATOR CONTROL - (B00382-1)	1	
-45	89771-002	HARNESS ASSY - L. Nose	1	
-45A	101166-007	* FUSE ASSY (Reference Piper Service Bulletin #1017, - latest revision.)	1	
-50	89772-002	HARNESS ASSY - R. Nose	1	
-50A	101166-006	* FUSE ASSY (Reference Piper Service Bulletin #1017, - latest revision.)	1	
60	89455-002	SHUNT ASSY	2	
65	553-672	TEMP SENSOR - Oil Temperature Gauge (86685-002)	2	
70	462-012	GASKET - (MS35769-11)	2	
75	553-673	TEMP SENSOR - Cylinder Head Temperature (86687-002)	2	
-80	37578-008	KIT - TIT, (EGT) (470-511)	1	
85	481-361	* PROBE - Exhaust Gas Temperature (37578-003)	2	
-85A	37578-004	* LEADS - Exhaust Gas Temperature (472-340)	2	
-89	39596-003	HARNESS ASSY - L. Wing	1	
-89A	39597-004	HARNESS ASSY - R. Wing	1	
90	67411-002	* SWITCH ASSY - Down Limit, Main Gear, Left	1	
-90A	487-922	** SWITCH - (1SE1)	1	
-90B	67411-004	* SWITCH ASSY - Down Limit, Main Gear, Right	1	
-90C	487-922	** SWITCH - (1SE1)	1	
95	36742-015	* SWITCH ASSY - Heater Switch, Right	1	
-95A	688-244	** SWITCH - (BZ2RW8055517A2)	1	
100	36742-015	* SWITCH ASSY - Up Limit, Main Gear, Left	1	
-100A	688-244	** SWITCH - (BZ2RW8055517A2)	1	
-100B	36742-015	* SWITCH ASSY - Up Limit, Main Gear, Right	1	
105	36742-013	* SWITCH ASSY - Squat, Stall Warning Prevention, Main Gear, Left	2	
-105A	688-244	** SWITCH - (BZ2RW8055517A2)	1	
-105B	36742-013	* SWITCH ASSY - Squat, Stall Warning Prevention, Main Gear, Right	1	
-105C	688-244	** SWITCH - (BZ2RW8055517A2)	1	
106	36750-004	BRACKET - Left Gear	1	
-106A	36750-003	BRACKET - Right Main Gear	1	
-106B	67023-001	ACTUATOR - Right Main Gear	1	
110	487-925	SWITCH - Stall Warning Horn (V3-1)	1	
115	451-841	ACTUATOR - Stall Warning Switch (JV-5)	1	
116	39595-003	HARNESS - Air Valve Switch	1	
120	87300-002	SWITCH ASSY - Up Limit, Nose Gear	1	
125	87300-003	SWITCH ASSY - Down Limit, Nose Gear	1	

- ITEM NOT ILLUSTRATED

When ordering, always specify Part Number, Description, and Serial Number of Aircraft

Revised: September 10, 2009

PIPER AIRCRAFT, INC.
PA-34-220T
AIRPLANE PARTS CATALOG

Figure and Index Number	Part Number	Nomenclature	No. Req.	Serial Numbers Affected
84-				
130	85582-003	CONTROL ASSY - Auxiliary Fuel	2	
135	584-280	* RELAY ASSY	2	
140	473-642	* RESISTOR - Top	1	
-140A	584-375	* RESISTOR - Bottom	1	
145	38255-002	BLOCK ASSY (Used if optional engine primer system is installed)	1	
150	67487-002	DIODE ASSY (Used if optional engine primer system is installed)	1	
155	37873-002	SWITCH ASSY - Baggage Light, Automatic	1	
160	87499-007	LIGHT ASSY - Forward Baggage (without Light Switch)	1	
160	87499-006	LIGHT ASSY - Forward Baggage (with Light Switch)	1	
170	548-895	DETECTOR - Lift, heated (186-18)	2	
170	548-564	DETECTOR - Lift, unheated (186-2)	2	
175	588-362	STRIP - Terminal (MS27212-1-6)	1	
180	95213-002	COVER - Terminal Strip, Forward	1	
180A	95213-000	COVER - Terminal Strip, Aft	1	
185	96592-000	BRACKET ASSY - Landing Light Switch, Nose Gear	1	
190	588-014	* SWITCH - (MS25307-292)	1	
195	572-673	BULB - Side	1	
200	69960-003	SOCKET ASSY - Lamp	2	
205	560-840	FILTER - Lamp	1	
210	87237-003	CLIP - Panel Light	1	
215	37873-004	SWITCH ASSY - Baggage Light	1	
220	83358-002	DIMMER ASSY - Annunciator Box	1	
-220A	584-297	* RELAY - (Y-J2A)	6	
-220B	686-812	* RELAY - May be substituted for 584-297	6	
-220C	686-813	* RELAY - May be substituted for 584-297 (Y-J2N)	6	
-220D	686-814	* RELAY	2	
-220E	456-703	* DIODE - (IN2071A)	8	
-220F	599-179	* RESISTOR - (25J560)	18	
-220G	83357-002	* BASE	1	
-220H	83357-003	* COVER	1	
-220I	694-006	* RESISTOR	3	
225	85299-005	CONTROL ASSY - Ammeter (Replaces existing assembly)	1	
-225A	686-814	* RELAY	1	
230	475-272	* MONITOR - Low Voltage (B-00375-2)	1	
235	584-278	CONTACTOR - Avionics (6041H299) (Reference Piper Service Letter #1116, - latest revision.)	2	
240	39595-038	LIGHT ASSY - (part of Engine Controls Cover Assembly)	1	
-240A	472-824	* LIGHT - (134-3830-0337-201)	1	
-240B	556-044	* CONNECTOR - (350778-1)	1	
245	85311-004	LIGHT ASSY, Courtesy - Aft	1	
250	85310-002	* BEZEL	1	
255	480-656	* PIN	2	
260	558-300	* CUP & LENS ASSY - (01-0770614-00)	1	
265	683-502	* LAMP HOLDER - (33-05110301-0)	1	
270	472-027	* LAMP	1	
275	582-692	* CAP - (1-480319-0)	1	
-280	419-806	SCREW - (MS21207-C6-8) Aft light assy	2	

- ITEM NOT ILLUSTRATED

When ordering, always specify Part Number, Description, and Serial Number of Aircraft

**PIPER AIRCRAFT, INC.
PA-34-220T
AIRPLANE PARTS CATALOG**

THIS PAGE INTENTIONALLY LEFT BLANK

PIPER AIRCRAFT, INC.
PA-34-220T
AIRPLANE PARTS CATALOG

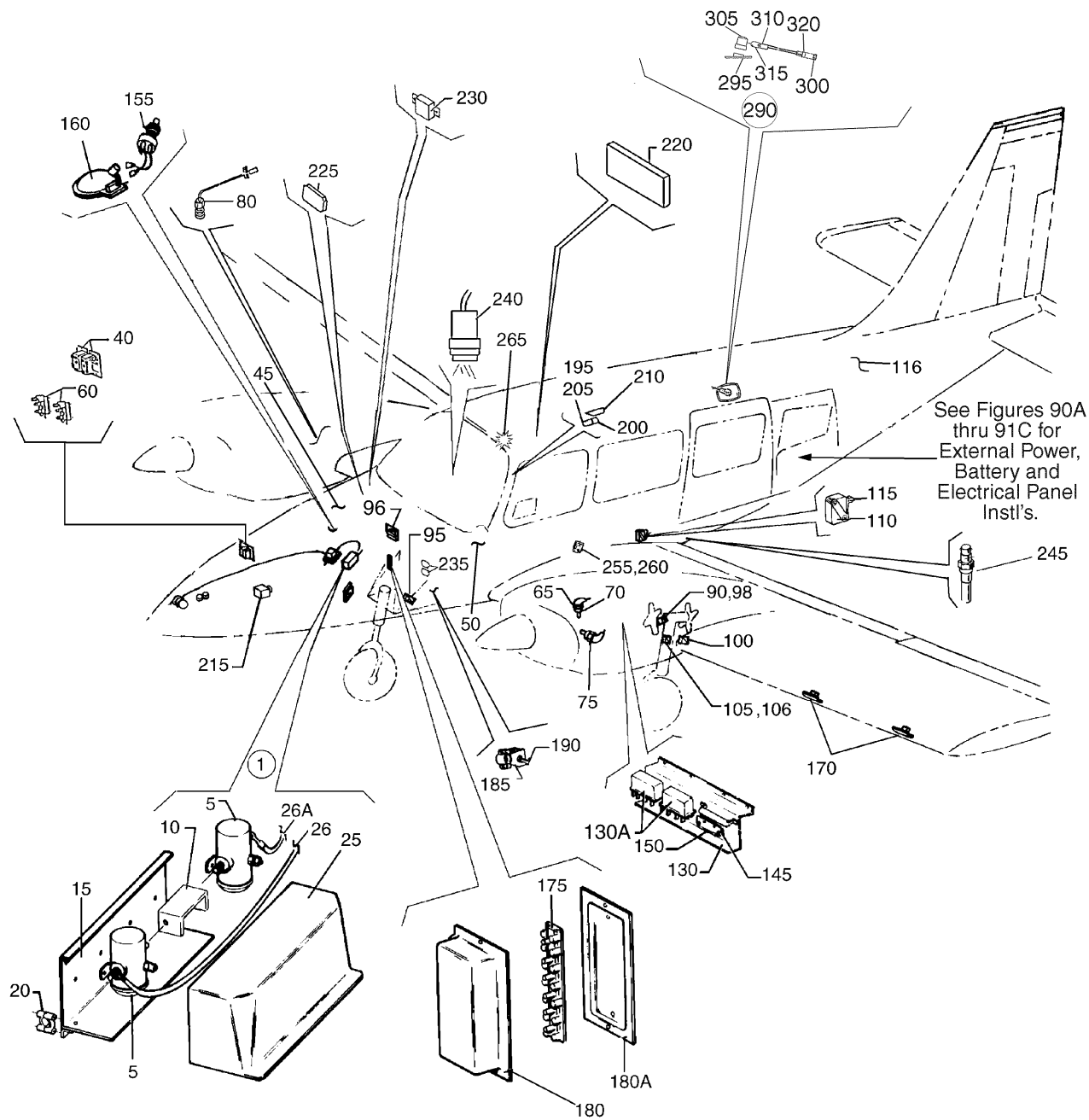


Figure 84A. Electrical System Installation (Seneca V)
 Serial Numbers 3449001 and up
 (Sheet 1 of 2)

Revised: September 10, 2009

PIPER AIRCRAFT, INC.
PA-34-220T
AIRPLANE PARTS CATALOG

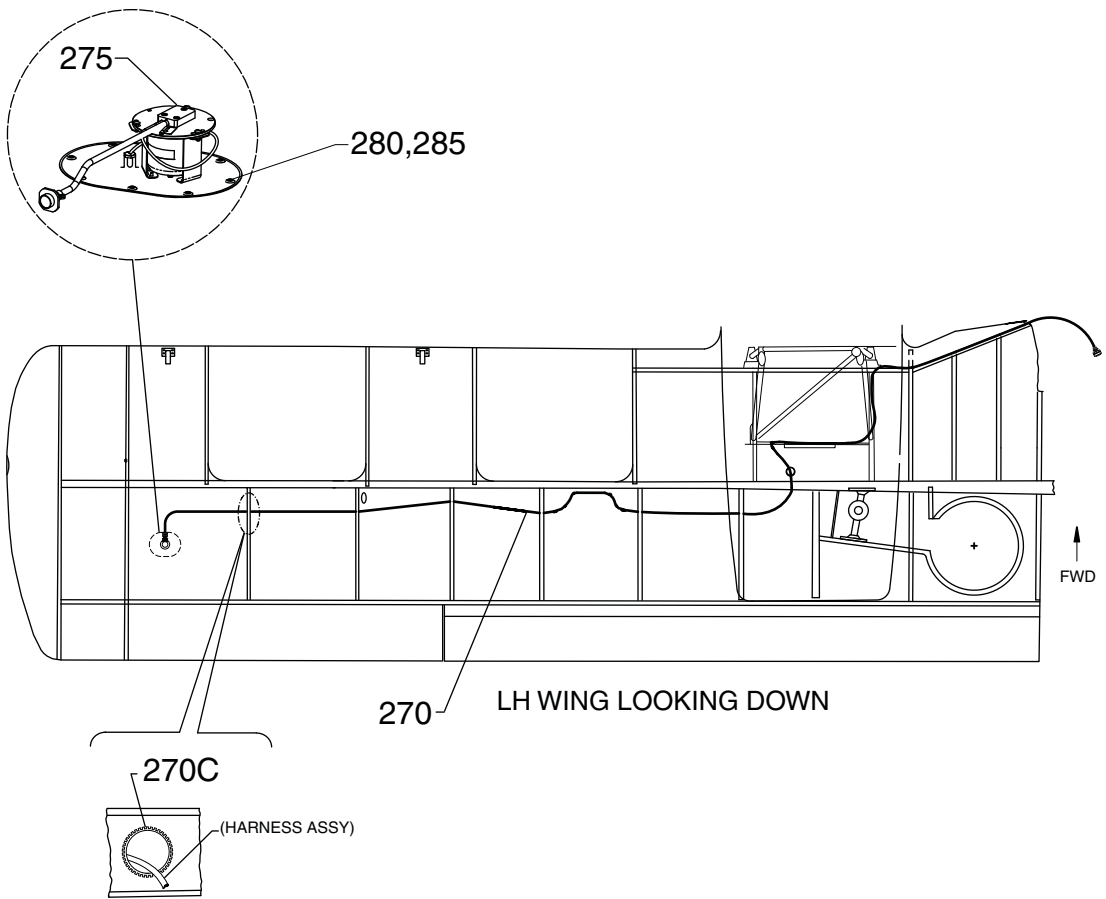


Figure 84A. Electrical System Installation (Seneca V)
Serial Numbers 3449311, 3449323 and up (with Integra)
(Sheet 2 of 2)

PIPER AIRCRAFT, INC.
PA-34-220T
AIRPLANE PARTS CATALOG

Figure and Index Number	Part Number	Nomenclature	No. Req.	Serial Numbers Affected
84A	100650 (L) 104179 (G) 104395 (AG)	DRAWING - Electrical Installation (Seneca V) DRAWING - Electrical System Installation (Seneca V) DRAWING - Electrical System Installation (Seneca V)		3449001 thru 3449151 3449152 thru 3449177 3449178 thru 3449310, 3449312 and up (without Entegra)
	101816 (J)	DRAWING - Electrical Installation (Seneca V)		3449311, 3449323 and up (with Entegra)
	37874 (U) 87243 (F) 101814 (E)	DRAWING - Courtesy Lights Installation DRAWING - Lighting Installation Instrument Panel DRAWING - Avionics System Installation with Entegra		3449311, 3449323 and up (with Entegra)
	87291	DRAWING - Stall Warn Heat and Wing Ice Light Installation		
1	87731-004	CONTACTOR ASSY (Reference Piper Service Letter #1116, - latest revision.)	1	
5	26898-008	* SOLENOID - Starter (584-420)	2	
10	96601-000	* LINK - Copper, Solenoid	1	
15	96599-005	* FRAME ASSY - Starter Solenoid	1	
20	96597-000	* CLAMP - Solenoid Frame Support	2	
25	96600-002	* COVER - Starter Solenoid	1	
26	87502-018	FUSE ASSY - Left	1	
26A	87502-017	FUSE ASSY - Right	1	
-39	100973-003	MOUNTING ASSY - Volt Regulator (Complete)	1	
40	84199-006	* REGULATOR ASSY - Voltage (Reference Piper Service Bulletin #1017, - latest revision.)	2	
-40A	588-794	* TERMINAL (Reference Piper Service Bulletin #1017, - latest revision.)	9	
-40B	598-593	* ALTERNATOR CONTROL - (B00382-1)	1	
45	100803-002	HARNESS ASSY - L. Nose	1	3449001 thru 3449310, 3449312 and up (without Entegra)
45	101815-104	HARNESS ASSY - L. Nose	1	3449311, 3449323 and up (with Entegra)
-45A	101166-007	* FUSE ASSY (Reference Piper Service Bulletin #1017, - latest revision.)	1	
50	100804-002	HARNESS ASSY - R. Nose	1	3449001 thru 3449310, 3449312 and up (without Entegra)
50	101815-105	HARNESS ASSY - R. Nose	1	3449311, 3449323 and up (with Entegra)
-50A	101166-006	* FUSE ASSY (Reference Piper Service Bulletin #1017, - latest revision.)	1	
60	89455-003	SHUNT ASSY	2	
-60A	411-531	SCREW - (MS35207-262)	4	3449001 thru 3449310, 3449312 and up (without Entegra)
-60A	411-534	SCREW - (MS35207-265)	4	3449311, 3449323 and up (with Entegra)
-60B	100988-004	SHELF ASSY EQUIP.	1	3449001 thru 3449151
-60B	100988-006	SHELF ASSY EQUIP.	1	3449152 and up
65	553-672	TEMP SENSOR - Oil Temperature Gauge (86685-002) (Reference Piper Service Letter #1020, - latest revision.)	2	

- ITEM NOT ILLUSTRATED

When ordering, always specify Part Number, Description, and Serial Number of Aircraft

PIPER AIRCRAFT, INC.
PA-34-220T
AIRPLANE PARTS CATALOG

Figure and Index Number	Part Number	Nomenclature	No. Req.	Serial Numbers Affected
84A-				
70	462-012	GASKET - (MS35769-11)	2	
75	553-673	TEMP SENSOR - Cylinder Head Temperature (86687-002) (Reference Piper Service Letter #1020 and 1025, - latest revision.)	2	
-75A	558-011	THERMOCOUPLE - Cylinder Head (part of L&R wing harness assy)	12	3449311, 3449323 and up (with Entegra)
80	481-389	PROBE ASSY - (101-00103) TIT	2	3449001 thru 3449177
80	481-392	PROBE ASSY - (500-085) TIT, alternate	2	3449001 thru 3449177
80	481-400	PROBE ASSY - (101-00240) TIT	2	3449178 thru 3449310, 3449312 and up (without Entegra)
80	686-216	PROBE - (101-00260)	2	3449311, 3449323 and up (with Entegra)
-85	104366-002	HARNESS ASSY - Right Wing	1	3449152 thru 3449177
-85	101815-103	HARNESS ASSY - Right Wing	1	3449311, 3449323 and up (with Entegra)
-85	101815-102	HARNESS ASSY - Left Wing	1	3449311, 3449323 and up (with Entegra)
90	67411-002	* SWITCH ASSY - Down Limit, Main Gear, Left	1	3449001 and up
-90A	487-922	** SWITCH - (1SE1)	1	
-90B	67411-004	* SWITCH ASSY - Down Limit, Main Gear, Right	1	3449001 and up
-90C	487-922	** SWITCH - (1SE1)	1	
95	87300-002	SWITCH ASSY - Up Limit, Nose Gear	1	
96	87300-003	SWITCH ASSY - Down Limit, Nose Gear	1	
98	36742-015	* SWITCH ASSY - Heater Switch, Right	1	
-98A	688-244	** SWITCH - (BZ2RW8055517A2)	1	
100	36742-015	* SWITCH ASSY - Avionics and Up Limit, Main Gear, Left	2	
-100A	688-244	** SWITCH - (BZ2RW8055517A2)	2	
-100B	36742-015	* SWITCH ASSY - Up Limit, Main Gear, Right	1	
-100C	688-244	** SWITCH - (BZ2RW8055517A2)	1	
105	36742-013	* SWITCH ASSY - Squat, Stall Warning Prevention, Main Gear, Left	2	
-105A	36742-013	* SWITCH ASSY - Squat, Stall Warning Prevention, Main Gear, Right	1	
-105B	688-244	** SWITCH - (BZ2RW8055517A2)	AR	
106	36750-004	BRACKET - Squat Switch, Left Gear	1	
-106A	36750-003	BRACKET - Squat Switch, Right Main Gear	1	3449001 thru 3449310, 3449312 and up (without Entegra)
-106A	36750-005	BRACKET - Squat Switch, Right Main Gear	1	3449311, 3449323 and up (with Entegra)
-106B	67023-001	BRACKET - Squat Switch Actuator, Right Main Gear	1	
110	487-925	SWITCH - Stall Warning Horn (V3-1)	1	
115	451-841	ACTUATOR - Stall Warning Switch (JV-5)	1	
116	39595-003	HARNESS - Air Valve Switch	1	
130	85582-009	CONTROL ASSY - Auxiliary Fuel	2	3449001 thru 3449310, 3449312 and up (without Entegra)
130A	584-280	* RELAY ASSY	1	
-130B	37752-003	BRACKET ASSY - Aux. Fuel Control	1	3449311, 3449323 and up (with Entegra)
-140	85456-002	SENSOR ASSY - Pitot Heat	REF	3449311, 3449323 and up (with Entegra)
145	38255-002	BLOCK ASSY (Used if optional engine primer system is installed)	1	
150	67487-002	DIODE ASSY (Used if optional engine primer system is installed)	1	

- ITEM NOT ILLUSTRATED

When ordering, always specify Part Number, Description, and Serial Number of Aircraft

Revised: December 10, 2009

PIPER AIRCRAFT, INC.
PA-34-220T
AIRPLANE PARTS CATALOG

Figure and Index Number	Part Number	Nomenclature	No. Req.	Serial Numbers Affected
84A-155	37873-002	SWITCH ASSY - Baggage Light, Automatic	1	3449001 thru 3449310, 3449312 and up (without Entegra)
155	37873-004	SWITCH ASSY - Baggage Light, Automatic	1	3449311, 3449323 and up (with Entegra)
160	87499-006	LIGHT ASSY - Forward Baggage (with Light Switch)	1	
160	87499-007	LIGHT ASSY - Forward Baggage (without Light Switch)	1	
170	548-895	DETECTOR - Lift, heated (186-18)	2	
170	548-564	DETECTOR - Lift, unheated (186-2)	2	
175	588-362	STRIP - Terminal (MS27212-1-6)	1	
180	95213-002	COVER - Terminal Strip, Forward	1	
180A	95213-000	COVER - Terminal Strip, Aft	1	
185	96592-000	BRACKET ASSY - Landing Light Switch, Nose Gear	1	
190	588-014	* SWITCH - (MS25307-292)	1	
195	572-673	BULB - Side	1	
200	69960-003	SOCKET ASSY - Lamp	2	
205	560-840	FILTER - Lamp	1	
210	87237-003	CLIP - Panel Light	1	
215	37873-004	SWITCH ASSY - Baggage Light	1	
220	83358-004	DIMMER ASSY - Annunciator Box	1	3449001 thru 3449177
220	104445-003	DIMMER ASSY - Annunciator Box	1	3449178 thru 3449310, 3449312 and up (without Entegra)
220	101907-003	DIMMER ASSY - Annunciator Box	1	3449311, 3449323 and up (with Entegra)
225	89840-004	VOLTAGE MONITOR - Low Volt Sensor	1	3449001 thru 3449310, 3449312 and up (without Entegra)
225	89840-006	VOLTAGE MONITOR - Low Volt Sensor	1	3449311, 3449323 and up (with Entegra)
-225A	461-657	* FUSE	1	3449001 thru 3449310, 3449312 and up (without Entegra)
-225B	461-628	* FUSEHOLDER	1	3449001 thru 3449310, 3449312 and up (without Entegra)
230	475-272	* MONITOR - Low Voltage (B-00375-2)	1	
235	584-278	CONTACTOR - Avionics (6041H299) (Reference Piper Service Letter #1116, - latest revision.)	2	
240	39595-038	LIGHT ASSY - (part of Engine Controls Cover Assembly)	1	
-240A	472-824	* LIGHT - (134-3830-0337-201)	1	
-240B	556-044	* CONNECTOR - (350778-1)	1	
245	686-086	SENSOR - OAT Probe (1060MA150A)	1	
-250	100659-002	SWITCH ASSY - Crossfeed Annun.	1	
255	487-922	* SWITCH	2	
260	451-835	* ACTUATOR - (JE-5)	2	
265	101815-107	HARNESS ASSY - L. Windshield Column	1	3449311, 3449323 and up (with Entegra)
270	101753-004	HARNESS ASSY - MAG/OAT	1	3449311, 3449323 and up (with Entegra)
-270A	475-229	MOUNT - (LHMS-S6-D)	1	3449311, 3449323 and up (with Entegra)
-270B	488-752	STRAP - (MS3367-2-9)	1	3449311, 3449323 and up (with Entegra)

- ITEM NOT ILLUSTRATED

When ordering, always specify Part Number, Description, and Serial Number of Aircraft

**PIPER AIRCRAFT, INC.
PA-34-220T
AIRPLANE PARTS CATALOG**

Figure and Index Number	Part Number	Nomenclature	No. Req.	Serial Numbers Affected
84A-				
270C	463-518	GROMMET	AR	3449311, 3449323 and up (with Entegra)
275	101802-004	COVER ASSY - Magnetometer	1	3449311, 3449323 and up (with Entegra)
280	419-923	SCREW - (8 X 1/2 sheet metal - Type B)	8	3449311, 3449323 and up (with Entegra)
285	603-333	SPEED NUT - (A1789-8Z1)	8	3449311, 3449323 and up (with Entegra)
290	85311-004	LIGHT ASSY, Courtesy - Aft	1	
295	85310-002	* BEZEL	1	
300	480-656	* PIN	2	
305	558-300	* CUP & LENS ASSY - (01-0770614-00)	1	
310	683-502	* LAMP HOLDER - (33-05110301-0)	1	
315	472-027	* LAMP	1	
320	582-692	* CAP - (1-480319-0)	1	
-325	419-806	SCREW - (MS21207-C6-8) Aft light Assy	2	

- ITEM NOT ILLUSTRATED

When ordering, always specify Part Number, Description, and Serial Number of Aircraft

Revised: September 10, 2009

PIPER AIRCRAFT, INC.
PA-34-220T
AIRPLANE PARTS CATALOG

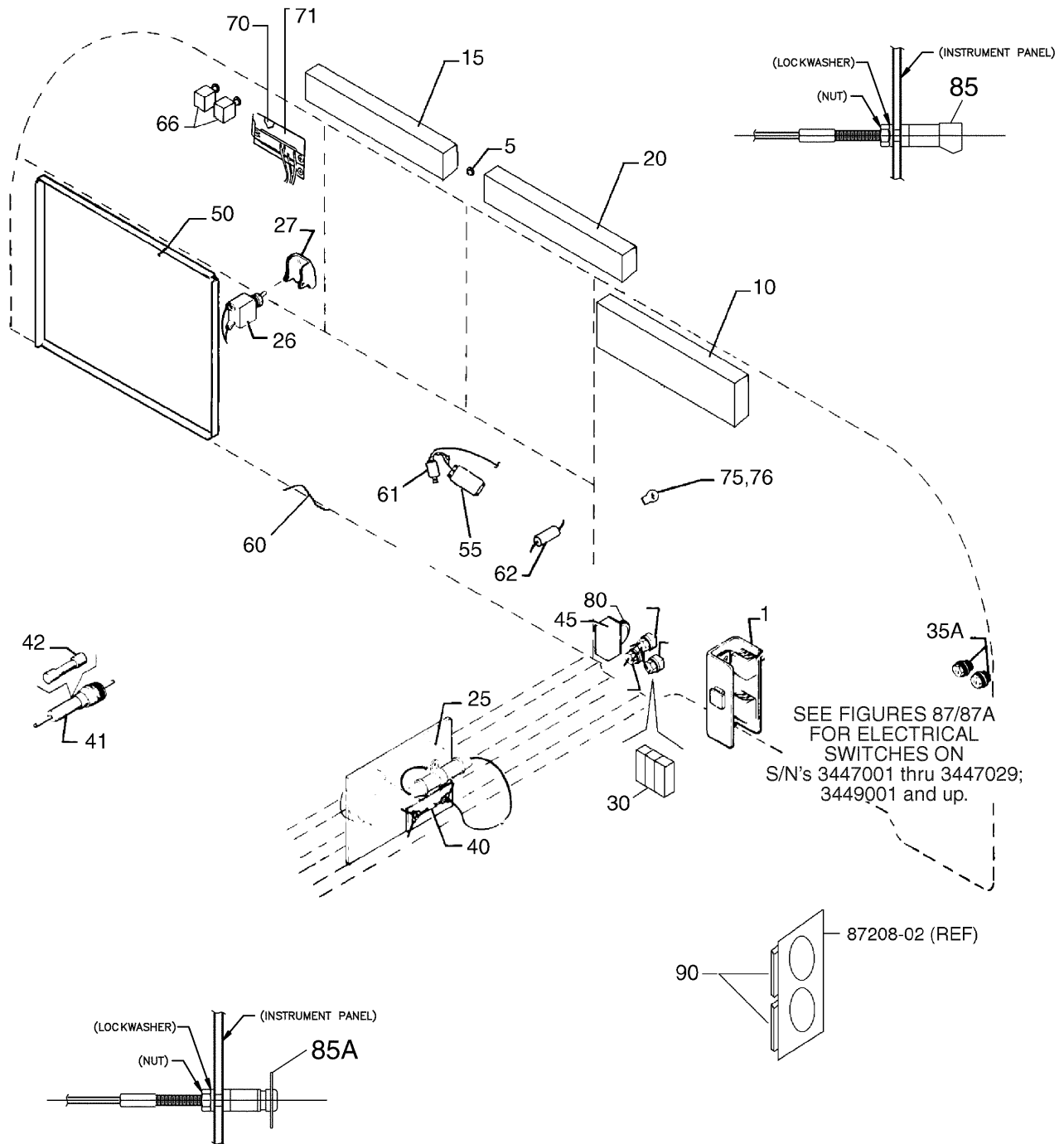


Figure 85. Instrument Panel Electrical Installation
 (Sheet 1 of 3)

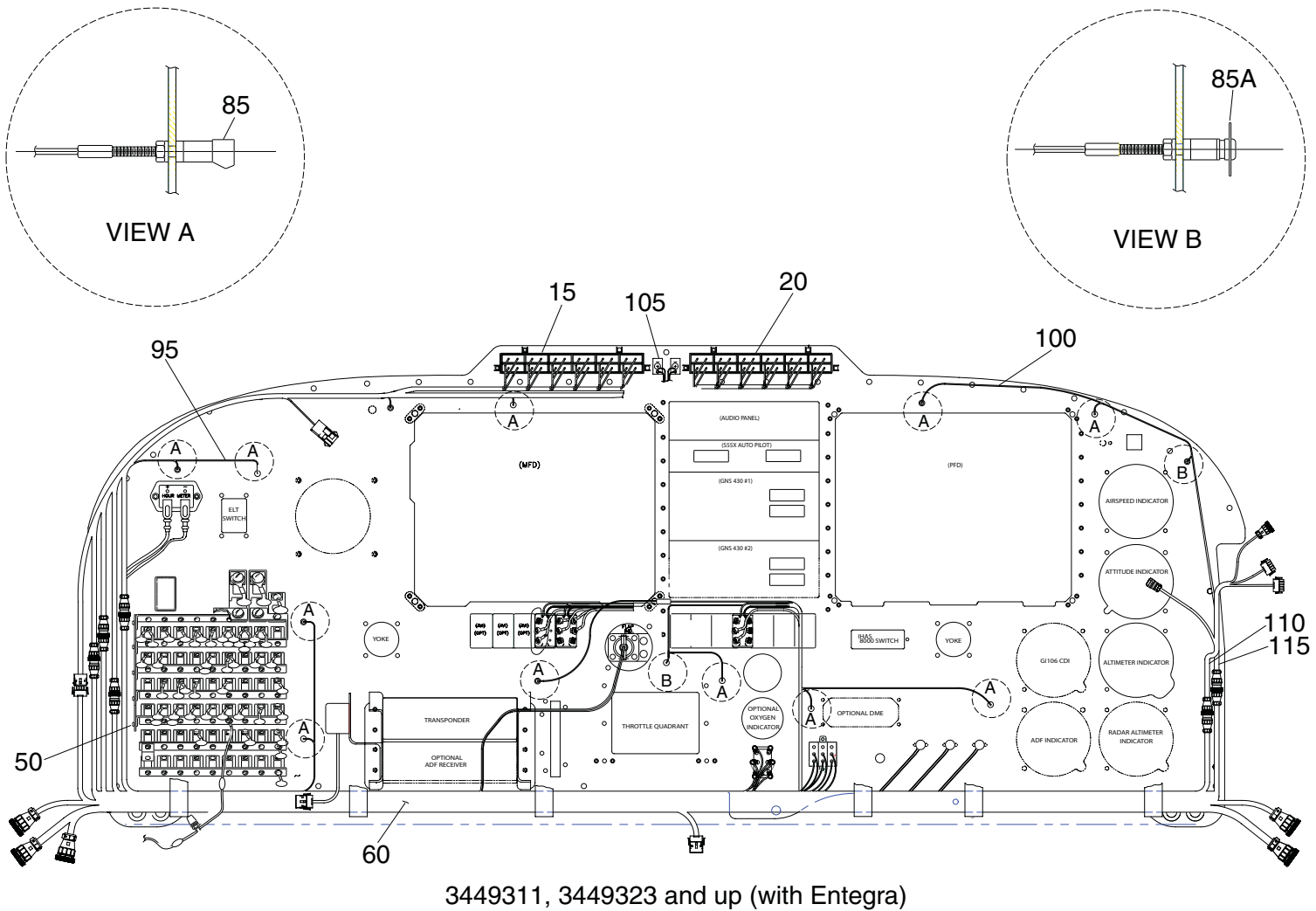
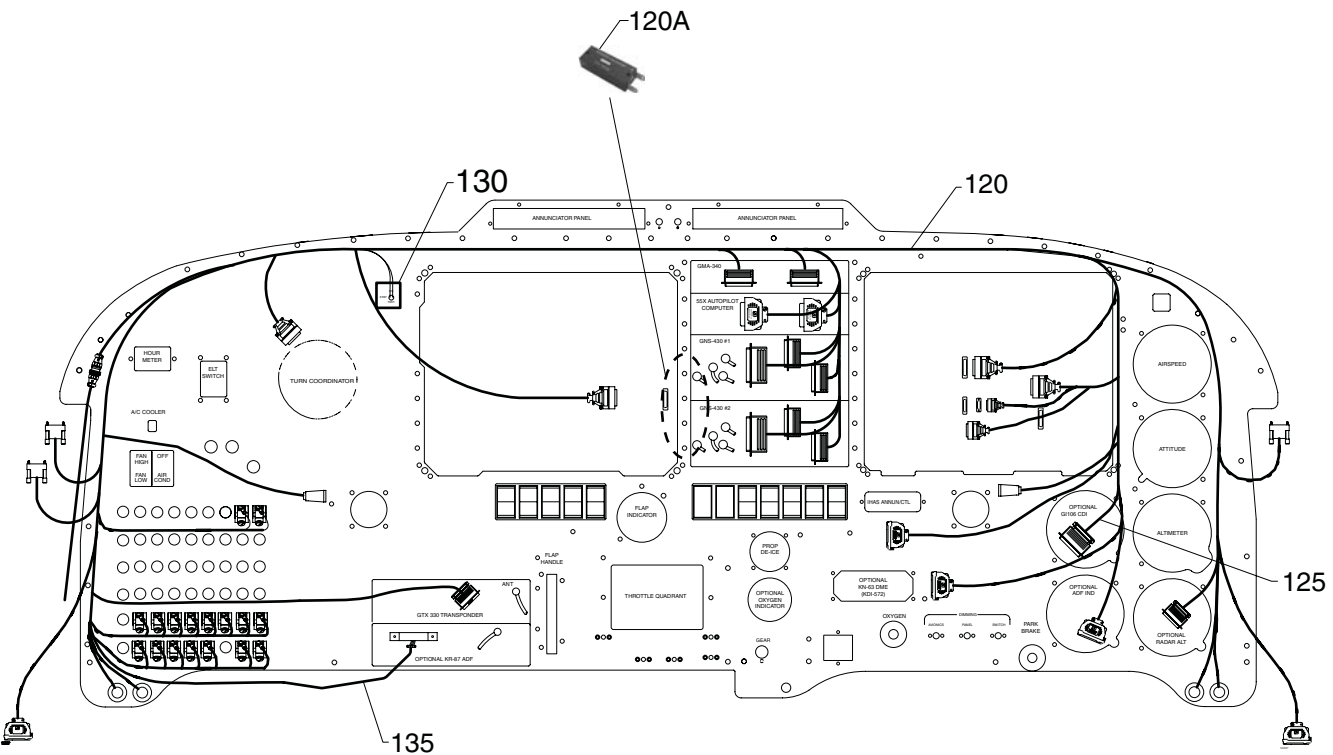


Figure 85. Instrument Panel Electrical Installation
 (Sheet 2 of 3)



AVIONICS WIRING HARNESS INSTALLATION
VIEW LOOKING AFT

Figure 85. Instrument Panel Electrical Installation
(Sheet 3 of 3)

PIPER AIRCRAFT, INC.
PA-34-220T
AIRPLANE PARTS CATALOG

Figure and Index Number	Part Number	Nomenclature	No. Req.	Serial Numbers Affected
85	83352 (K)	DRAWING - Electrical System Installation (Seneca IV)		3447001 thru 3447029
	100650 (L)	DRAWING - Electrical System Installation (Seneca V)		3449001 thru 3449151
	104179 (G)	DRAWING - Electrical System Installation (Seneca V)		3449152 thru 3449177
	104395 (AA)	DRAWING - Electrical System Installation (Seneca V)		3449178 thru 3449310, 3449312 and up (without Entegra)
	101816	DRAWING - Electrical Installation (Seneca V)		3449311, 3449323 and up (with Entegra)
1	557-122	CONTROL - Dimmer (8534)	3	
5	83359-002	SWITCH ASSY - Annunciator Panel	1	3447001 thru 3447029
5	83359-003	SWITCH ASSY - Annunciator Panel	1	3449001 and up
-5A	83359-002	* SWITCH - Press to Test	1	
-5B	688-426	* SWITCH Day/night	1	
-5C	653-588	* CAP - Switch, black (for press to test Switch)	1	
10	83356-002	PANEL ASSY - Annunciator (See Figure 85A for annunciator panel assy parts)	1	3447001 thru 3447029
15	83356-003	PANEL ASSY - Annunciator, Left (See Figure 85A for annunciator panel assy parts)	1	3449001 thru 3449310, 3449312 and up (without Entegra)
15	83356-005	PANEL ASSY - Annunciator, Left	1	3449311, 3449323 and up (with Entegra)
20	83356-004	PANEL ASSY - Annunciator, Right (See Figure 85A for annunciator panel assy parts)	1	3449001 thru 3449310, 3449312 and up (without Entegra)
20	83356-006	PANEL ASSY - Annunciator, Right (See Figure 85A for annunciator panel assy parts)	1	3449311, 3449323 and up (with Entegra)
25	565-852	HORN ASSY - Dual Warning	1	3449001 and up
26	36935-004	SWITCH ASSY - Emergency Bus	1	
27	463-615	GUARD - Switch (MS25224-1)	1	
30	85315-003	LIGHT ASSY (Complete) - Landing Gear	1	
-30A	572-607	* LIGHT ASSY - Landing Gear	1	
-30B	764-696	** CAP - Gear Light, Left	1	
-30C	764-697	** CAP - Gear Light, Nose	1	
-30D	764-698	** CAP - Gear Light, Right	1	
-30E	472-028	** BULB	6	
-30F	456-703	* DIODE - (IN2071A)	6	
-35	37756-004	SWITCH ASSY	1	
35A	688-366	* SWITCH - Fuel Primer	2	3447001 thru 3447029
40	67487-002	DIODE ASSY	1	
41	79595-019	FUSE ASSY - Digital Clock	1	
42	461-657	* FUSE - 1 amp	1	
45	487-936	SWITCH - Gear Select	1	
50	89416-006	PANEL ASSY - Circuit Breaker (See Figure 86A for circuit breaker assy parts)	1	3449001 thru 3449195
50	89416-004	PANEL ASSY - Circuit Breaker (See Figure 86 for circuit breaker assy parts)	1	3447001 thru 3447029
50	89416-005	PANEL ASSY - Circuit Breaker (See Figure 86A for circuit breaker assy parts)	1	3449001 thru 3449195
50	89416-008	PANEL ASSY - Circuit Breaker (See Figure 86A for circuit breaker assy parts)	1	3449196 thru 3449310, 3449312 and up (without Entegra)
50	89416-009	PANEL ASSY - Circuit Breaker (See Figure 86A for circuit breaker assy parts)	1	3449311, 3449323 and up (with Entegra)
55	101295-003	PULSE LIGHT ASSY	1	3449097 and up

- ITEM NOT ILLUSTRATED

When ordering, always specify Part Number, Description, and Serial Number of Aircraft

Revised: December 10, 2009

PIPER AIRCRAFT, INC.
PA-34-220T
AIRPLANE PARTS CATALOG

Figure and Index Number	Part Number	Nomenclature	No. Req.	Serial Numbers Affected
85-				
60	101290-002	HARNESS ASSY - Instrument Panel	1	3449097 thru 3449151
60	100655-002	HARNESS ASSY - Instrument Panel	1	3449001 thru 3449096
60	83354-002	HARNESS ASSY - Instrument Panel	1	3447001 thru 3447029
60	104146-002	HARNESS ASSY - Instrument Panel	1	3449152 thru 3449177
60	104414-002	HARNESS ASSY - Instrument Panel	1	3449178 thru 3449310, 3449312 and up (without Entegra)
60	101815-101	HARNESS ASSY - Instrument Panel	1	3449311, 3449323 and up (with Entegra)
61	584-315	* RELAY - Landing/Pulse Light (187-32C200)	1	3449097 and up
62	456-703	* DIODE - Ground Clearance Switch (IN2071A)	1	3449097 and up
-64	85328-004	HARNESS ASSY - Ammeter	1	3447001 thru 3447029
-65	87528-003	* SWITCH ASSY	1	3447001 thru 3447029
66	588-178	** SWITCH - Ammeter Select (MPA206R)	2	3447001 thru 3447029
-66A	653-588	** CAP - Switch, black (C-22)	2	3447001 thru 3447029
70	548-885	AMMETER - (PM-349)	1	3447001 thru 3447029
71	85305-004	CONNECTOR SUPPORT - Ammeter	1	3447001 thru 3447029
-71A	85305-003	POST SUPPORT	2	3447001 thru 3447029
75	453-791	LAMP - Alternator	1	
76	460-602	FILTER - Lamp (1813-26)	1	
80	571-233	KNOB - Landing Gear Switch (67439-002)	1	
85	572-625	POST LIGHT ASSY - Instr. Post (directional illumination) (75619-006)	AR	
85A	572-615	POST LIGHT ASSY - Instr. Post (360° illumination) (75619-005)	AR	
-85B	472-028	LAMP	AR	
90	557-122	CONTROL - Dimmer (8534)	3	
95	100827-006	HARNESS ASSY - Post Light	1	3449311, 3449323 and up (with Entegra)
-95A	83361-003	HARNESS ASSY - Post Lights	1	3447001 thru 3447029
-95B	83361-003	HARNESS ASSY - Post Lights	1	3447001 thru 3447029
-95C	100827-002	HARNESS ASSY - Post Lights	1	3449001 thru 3449151
-95D	100827-003	HARNESS ASSY - Post Lights	1	3449152 thru 3449177
-95E	100827-004	HARNESS ASSY - Post Lights	1	3449178 thru 3449268
-95F	100827-005	HARNESS ASSY - Post Lights (Pilots with EFIS)	1	3449269 thru 3449310, 3449312 and up (without Entegra)
100	100827-007	HARNESS ASSY - Post Light	1	3449311, 3449323 and up (with Entegra)
105	101815-109	HARNESS ASSY - Day/Night Switch Assy	1	3449311, 3449323 and up (with Entegra)
110	101815-106	HARNESS ASSY - L. Windshield Column	1	3449311, 3449323 and up (with Entegra)
115	101815-107	HARNESS ASSY - L. Windshield Column	REF	3449311, 3449323 and up (with Entegra)
120	101813-002	HARNESS ASSY - Avionics (standard with Entegra)	1	3449311, 3449323 and up (with Entegra)
120A	688-002	* SUPPRESSOR - Voltage (Reference Piper Service Bulletin #1187, - latest revision.)	1	
125	101813-101	HARNESS - GI-106	1	3449311, 3449323 and up (with Entegra)
130	101813-105	SWITCH - TAS	1	3449311, 3449323 and up (with Entegra)
135	101813-108	HARNESS ASSY - (KR-87 ADF)	1	3449311, 3449323 and up (with Entegra)

- ITEM NOT ILLUSTRATED

When ordering, always specify Part Number, Description, and Serial Number of Aircraft

**PIPER AIRCRAFT, INC.
PA-34-220T
AIRPLANE PARTS CATALOG**

THIS PAGE INTENTIONALLY LEFT BLANK

PIPER AIRCRAFT, INC.
PA-34-220T
AIRPLANE PARTS CATALOG

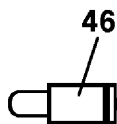
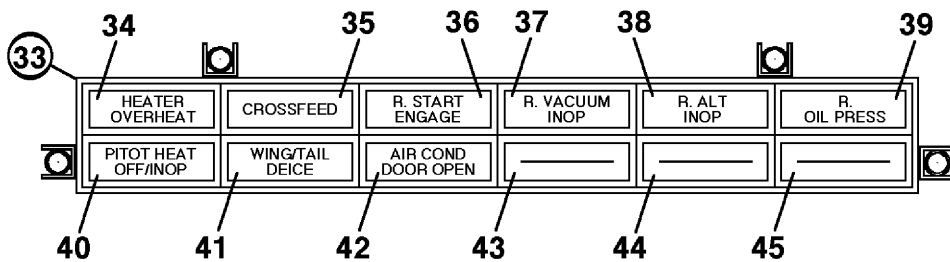
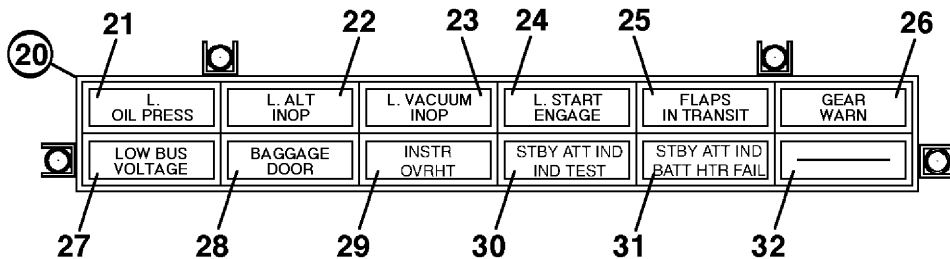
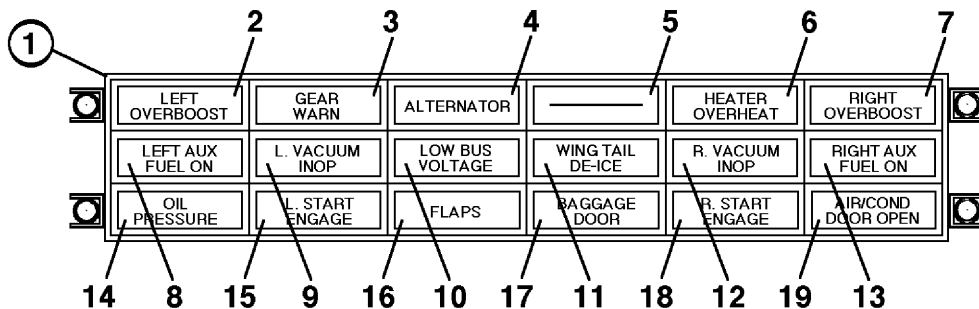


Figure 85A. Annunciator Panel Assemblies

PIPER AIRCRAFT, INC.
PA-34-220T
AIRPLANE PARTS CATALOG

Figure and Index Number	Part Number	Nomenclature	No. Req.	Serial Numbers Affected
85A	83356 (J) 89452 (W)	DRAWING - Annunciator Panel Assy - Complete DRAWING - Light Assy		
1	83356-002	ANNUNCIATOR PANEL ASSY - Complete	REF	3447001 thru 3447029
-1A	89452-003	* LIGHT ASSY - Indicator	1	
2	89452-011	** CAP - Left Overboost (amber)	1	
3	89452-012	** CAP - Gear Warn (red)	1	
4	89452-013	** CAP - Alternator (red)	1	
5	89452-026	** CAP - Blank (green)	1	
6	89542-014	** CAP - Heater Overheat (red)	1	
7	89452-015	** CAP - Right Overboost (amber)	1	
8	89452-016	** CAP - Left Aux Fuel On (amber)	1	
9	89452-030	** CAP - L. Vacuum Inop (amber)	1	
10	89452-026	** CAP - Blank (green) (standard equipment)	1	
10	653-631	** CAP - Low Bus Voltage (red) (89452-018) (optional equipment)	1	
11	89452-027	** CAP - Wing Tail De-Ice (green) (654-497) (optional equipment)	1	
11	89452-026	** CAP - Blank (green) (standard equipment)	1	
12	89452-031	** CAP - R. Vacuum Inop (amber)	1	
13	89452-020	** CAP - R. Aux Fuel On (amber)	1	
14	766-508	** CAP - Oil Pressure (amber) (89452-021)	1	
15	89452-028	** CAP - L. Start Engage (red)	1	
16	89452-022	** CAP - Flaps (amber)	1	
17	766-537	** CAP - Baggage Door (amber) (89452-023)	1	
18	89452-029	** CAP - R. Start Engage (red)	1	
19	89452-026	** CAP - Blank (green) (standard equipment)	1	
19	653-633	** CAP - Air Cond Door Open (amber) (89452-025) (optional equipment)	1	
20	83356-003	ANNUNCIATOR PANEL ASSY - Left, Complete	REF	3449001 thru 3449310, 3449312 and up (without Entegra)
20	83356-005	ANNUNCIATOR PANEL ASSY - Left, Complete	REF	3449311, 3449323 and up (with Entegra)
-20A	89452-005	* LIGHT ASSY	1	
21	89452-037	** CAP - L. Oil Press (amber)	1	
22	89452-038	** CAP - L. Alt Inop (red)	1	
23	89452-030	** CAP - L. Vacuum Inop (amber)	1	
23	89452-026	** CAP - Blank (green) (used when ice protection system is NOT installed)	1	
24	89452-028	** CAP - L. Start Engage (red)	1	
25	89452-045	** CAP - Flaps in Transit (amber)	1	
26	89452-012	** CAP - Gear Warn (red)	1	
27	653-631	** CAP - Low Bus Voltage (red) (89452-018)	1	
28	766-537	** CAP - Baggage Door (amber) (89452-023)	1	
29	89452-026	** CAP - Blank (green) (standard equipment)	1	
29	89452-048	** CAP - Instr Overheat (amber) (optional equipment)	1	
30	89452-026	** CAP - Blank (green) (standard equipment)	1	

- ITEM NOT ILLUSTRATED

When ordering, always specify Part Number, Description, and Serial Number of Aircraft

Revised: September 10, 2009

PIPER AIRCRAFT, INC.
PA-34-220T
AIRPLANE PARTS CATALOG

Figure and Index Number	Part Number	Nomenclature	No. Req.	Serial Numbers Affected
85A-				
30	89452-046	** CAP - Stby Att Ind Test (green) (optional equipment)	1	
31	89452-026	** CAP - Blank (green) (standard equipment)	1	
31	89452-047	** CAP - Stby Att Ind Batt Heater Fail (amber) (optional equipment)	1	
32	89452-026	** CAP - Blank (green)	1	
33	83356-004	ANNUNCIATOR PANEL ASSY - Right, Complete	REF	3449001 thru 3449310, 3449312 and up (without Entegra)
33	83356-006	ANNUNCIATOR PANEL ASSY - Right, Complete	REF	3449311, 3449323 and up (with Entegra)
-33A	89452-006	* LIGHT ASSY - Indicator	1	
34	89452-014	** CAP - Heater Overheat (red)	1	
35	89452-040	** CAP - Crossfeed (amber)	1	
36	89452-029	** CAP - R. Start Engage (red)	1	
37	89452-031	** CAP - R. Vacuum Inop (amber)	1	
37	89452-026	** CAP - Blank (green) (used when ice protection system is NOT installed)	1	
38	89452-041	** CAP - R. Alt Inop (red)	1	
39	89452-042	** CAP - R. Oil Press (amber)	1	
40	654-506	** CAP - Pitot Heat Off/Inop (amber) (89452-034)	1	
41	89452-026	** CAP - Blank (green) (standard equipment)	1	
41	89452-027	** CAP - Wing Tail De-Ice (green) (654-497) (optional equipment)	1	
42	89452-026	** CAP - Blank (green) (standard equipment)	1	
42	653-633	** CAP - Air Cond Door Open (amber) (89452-025) (optional equipment)	1	
43	89452-026	** CAP - Blank (green)	1	
44	89452-026	** CAP - Blank (green)	1	
45	89452-026	** CAP - Blank (green)	1	
46	472-028	* LAMP - 28 volt	AR	
-47	456-703	DIODE - (IN2071A)	AR	

- ITEM NOT ILLUSTRATED

When ordering, always specify Part Number, Description, and Serial Number of Aircraft

**PIPER AIRCRAFT, INC.
PA-34-220T
AIRPLANE PARTS CATALOG**

THIS PAGE INTENTIONALLY LEFT BLANK

PIPER AIRCRAFT, INC.
PA-34-220T
AIRPLANE PARTS CATALOG

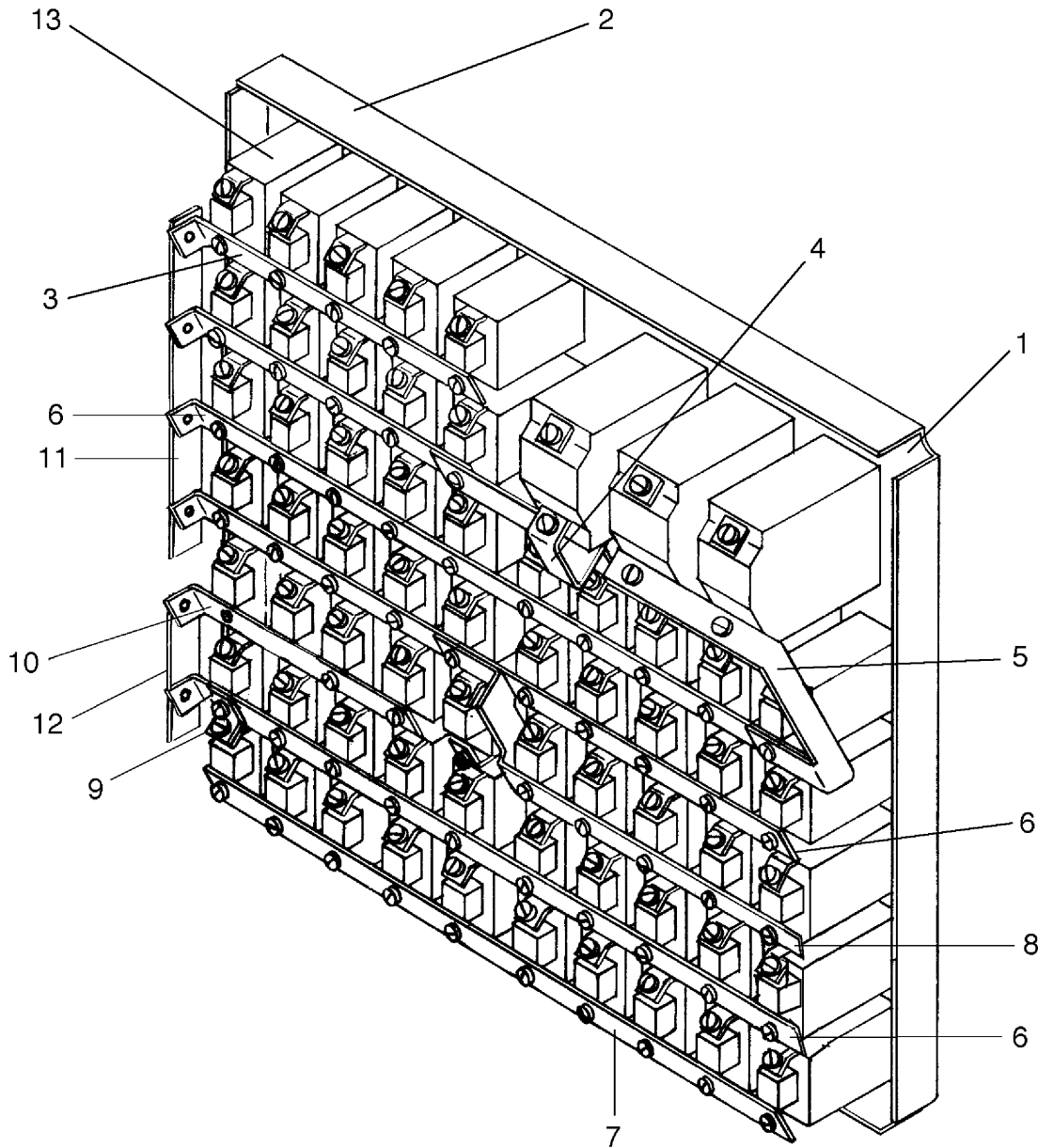


Figure 86. Circuit Breaker Panel Assembly
(Serial Numbers 3447001 thru 3447029)

PIPER AIRCRAFT, INC.
PA-34-220T
AIRPLANE PARTS CATALOG

Figure and Index Number	Part Number	Nomenclature	No. Req.	Serial Numbers Affected
86	89416 (T)	DRAWING - Circuit Breaker Panel Assembly		3447001 thru 3447029
1	89416-004	PANEL ASSY - Circuit Breaker (See Fig 85 NHA)	REF	
2	89417-004	* PANEL ASSY PLATE - Circuit Breaker	1	
3	89418-003	* BUS	2	
4	89418-007	* STRAP - Bus	1	
5	89418-008	* STRAP - Bus	1	
6	89418-002	* BUS	3	
7	89418-011	* LINK - Bus	1	
8	89418-006	* BUS	1	
9	89418-010	* LINK - Bus	1	
10	89418-004	* BUS	1	
11	89418-015	* STRAP - Bus	1	
12	89418-014	* BUS	1	
13	454-738	* CIRCUIT BREAKER - 5 amp	AR	
-13A	454-739	* CIRCUIT BREAKER - 7.5 amp	AR	
-13B	564-002	* CIRCUIT BREAKER - 15 amp	AR	
-13C	454-732	* CIRCUIT BREAKER - 10 amp	AR	
-13D	652-409	* CIRCUIT BREAKER - 25 amp	AR	
-13E	454-758	* CIRCUIT BREAKER - 60 amp	1	
-13F	687-800	* CIRCUIT BREAKER - 70 amp	2	

- ITEM NOT ILLUSTRATED

When ordering, always specify Part Number, Description, and Serial Number of Aircraft

Revised: June 10, 2008

PIPER AIRCRAFT, INC.
PA-34-220T
AIRPLANE PARTS CATALOG

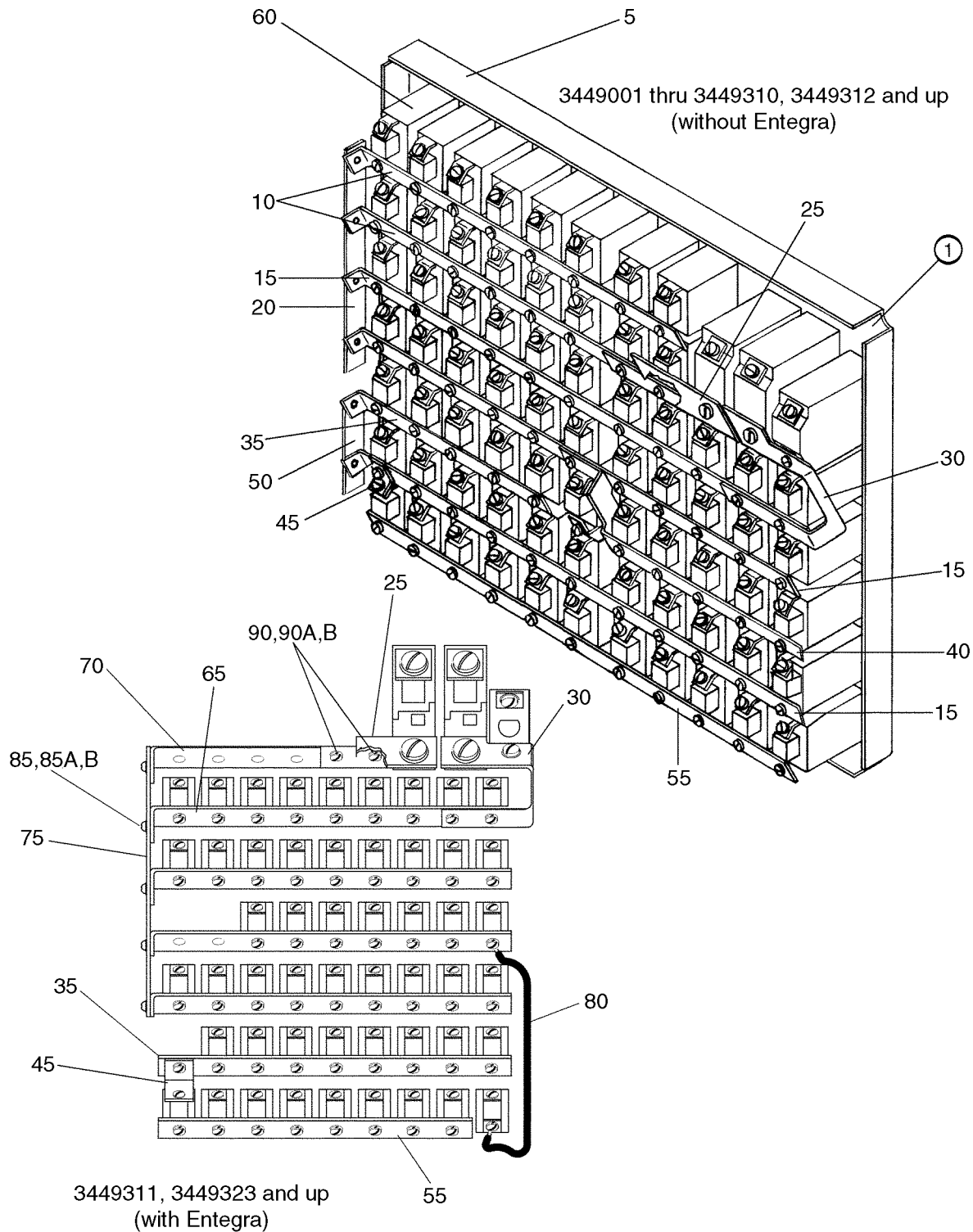


Figure 86A. Circuit Breaker Panel Assembly
 (Serial Numbers 3449001 and up)

PIPER AIRCRAFT, INC.
PA-34-220T
AIRPLANE PARTS CATALOG

Figure and Index Number	Part Number	Nomenclature	No. Req.	Serial Numbers Affected
86A	89416 (T)	DRAWING - Circuit Breaker Panel Assembly		3449001 and up
1	89416-005	PANEL ASSY - Circuit Breaker (Used if entertainment console is installed)	REF	3449001 thru 3449195
1	89416-006	PANEL ASSY - Circuit Breaker (Used if entertainment console is not installed)	REF	3449001 thru 3449195
1	89416-008	PANEL ASSY - Circuit Breaker (Used with single side Efis)	REF	3449196 thru 3449310, 3449312 and up (without Entegra)
1	89416-009	PANEL ASSY - Circuit Breaker	REF	3449311, 3449323 and up (with Entegra)
5	89417-006	* PANEL ASSY PLATE - Circuit Breaker	1	3449001 thru 3449310, 3449312 and up (without Entegra)
10	89418-018	* BUS	2	3449001 thru 3449310, 3449312 and up (without Entegra)
15	89418-016	* BUS	3	3449001 thru 3449310, 3449312 and up (without Entegra)
20	89418-015	* STRAP - Bus	1	3449001 thru 3449310, 3449312 and up (without Entegra)
-20A	415-518	* SCREW - (MS35206-228)	AR	
-20B	407-096	* WASHER - Lock (MS35338-98)	AR	
-20C	404-528	* NUT - (MS21042-06)	4	
25	89418-019	* BUS	1	
30	89418-020	* BUS	1	
35	89418-003	* BUS	1	3449001 thru 3449310, 3449312 and up (without Entegra)
35	89418-022	* BUS	1	3449311, 3449323 and up (with Entegra)
40	89418-006	* BUS	1	3449001 thru 3449310, 3449312 and up (without Entegra)
45	89418-010	* LINK - Bus	1	
50	89418-014	* LINK - Bus	1	3449001 thru 3449310, 3449312 and up (without Entegra)
-50A	415-518	* SCREW - (MS35206-228)	2	
-50B	407-096	* WASHER - Lock (MS35338-98)	2	
-50C	404-528	* NUT - (MS21042-06)	2	
55	89418-017	* BUS	1	3449001 thru 3449310, 3449312 and up (without Entegra)
55	89418-024	* BUS	1	3449311, 3449323 and up (with Entegra)
60	454-755	* CIRCUIT BREAKER - 1 amp	AR	3449001 thru 3449310, 3449312 and up (without Entegra)
-60A	454-766	* CIRCUIT BREAKER - 2 amp	AR	
-60B	454-736	* CIRCUIT BREAKER - 3 amp	AR	3449001 thru 3449310, 3449312 and up (without Entegra)

- ITEM NOT ILLUSTRATED

When ordering, always specify Part Number, Description, and Serial Number of Aircraft

Reissued: December 10, 2006

PIPER AIRCRAFT, INC.
PA-34-220T
AIRPLANE PARTS CATALOG

Figure and Index Number	Part Number	Nomenclature	No. Req.	Serial Numbers Affected
86A-				
-60C	454-738	* CIRCUIT BREAKER - 5 amp	AR	
-60D	454-739	* CIRCUIT BREAKER - 7.5 amp	AR	
-60E	454-732	* CIRCUIT BREAKER - 10 amp	AR	
-60F	564-002	* CIRCUIT BREAKER - 15 amp	AR	
-60G	652-409	* CIRCUIT BREAKER - 25 amp	AR	
-60H	454-758	* CIRCUIT BREAKER - 60 amp	1	
-60J	687-801	* CIRCUIT BREAKER - 90 amp	2	
65	89418-021	* BUS	4	3449311, 3449323 and up (with Entegra)
70	89418-023	* BUS	1	3449311, 3449323 and up (with Entegra)
75	89418-005	* BUS	1	3449311, 3449323 and up (with Entegra)
80	99983-109	* WIRE ASSY	1	3449311, 3449323 and up (with Entegra)
85	415-518	SCREW - (MS35206-228)	5	3449311, 3449323 and up (with Entegra)
85A	407-096	WASHER - (MS35338-98)	5	3449311, 3449323 and up (with Entegra)
85B	404-528	NUT - (MS21042-06)	5	3449311, 3449323 and up (with Entegra)
90	415-518	SCREW - (MS35206-228)	4	3449311, 3449323 and up (with Entegra)
90A	690-639	WASHER - (NAS1149FN616P)	4	3449311, 3449323 and up (with Entegra)
90B	404-528	NUT - (MS21042-06)	4	3449311, 3449323 and up (with Entegra)

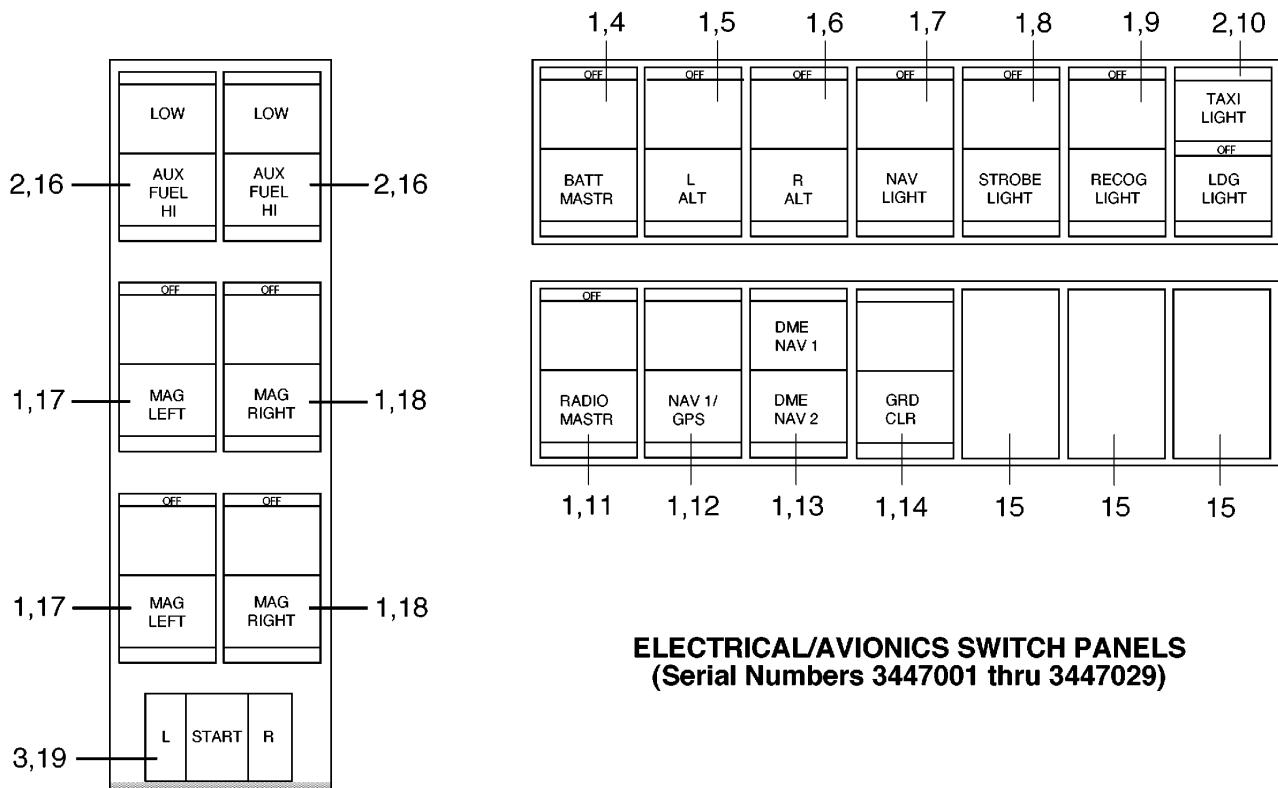
- ITEM NOT ILLUSTRATED

When ordering, always specify Part Number, Description, and Serial Number of Aircraft

**PIPER AIRCRAFT, INC.
PA-34-220T
AIRPLANE PARTS CATALOG**

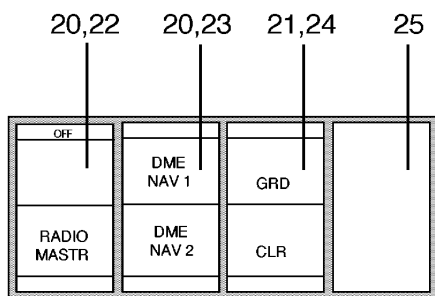
THIS PAGE INTENTIONALLY LEFT BLANK

PIPER AIRCRAFT, INC.
PA-34-220T
AIRPLANE PARTS CATALOG



ELECTRICAL/AVIONICS SWITCH PANELS
(Serial Numbers 3447001 thru 3447029)

ENGINE START
Serial Numbers
3447001 thru 3447029



ELECTRICAL/AVIONICS SWITCH PANEL
(Serial Numbers 3449001 and up)

Figure 87. Electrical/Avionics Switches

PIPER AIRCRAFT, INC.
PA-34-220T
AIRPLANE PARTS CATALOG

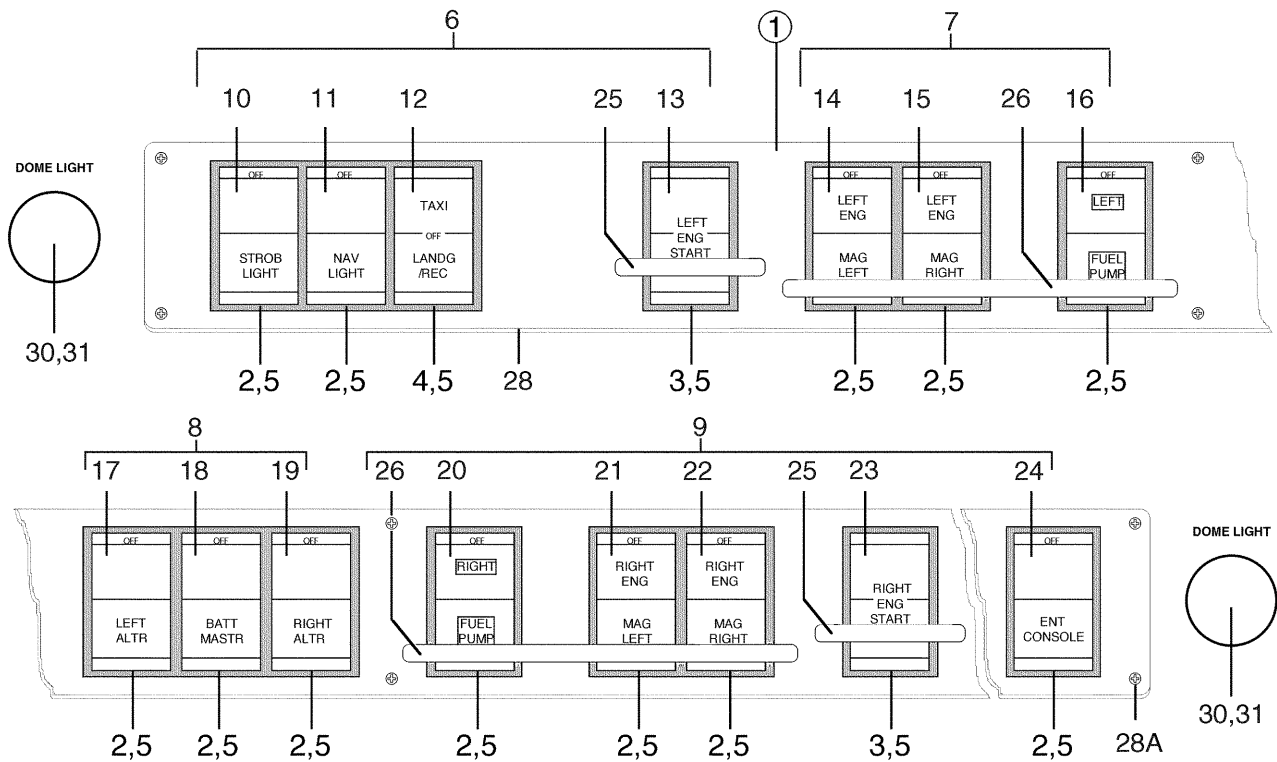
Figure and Index Number	Part Number	Nomenclature	No. Req.	Serial Numbers Affected
87	83352 (K)	DRAWING - Electrical Installation (Seneca IV)		3447001 thru 3447029
	100650 (L)	DRAWING - Electrical Installation (Seneca V)		3449001 thru 3449151
	104179 (G)	DRAWING - Electrical Installation (Seneca V)		3449152 thru 3449177
	104395 (AA)	DRAWING - Electrical Installation (Seneca V)		3449178 and up
	89494 (H)	DRAWING - Ground Clearance Switch Installation		3447001 thru 3447029; 3449001 thru 3449151
	89493 (K)	DRAWING - Ground Clearance Harness Assembly		3447001 thru 3447029; 3449001 thru 3449151
	104145 (B)	DRAWING - Ground Clearance Switch Installation		3449152 and up
	104144 (C)	DRAWING - Ground Clearance Harness Assembly		3449152 and up
1	688-296	SWITCH - (8941K699)	14	
-1A	472-200	LAMP	28	
-1B	561-027	FILTER	28	
2	688-298	SWITCH - (8941K700)	3	
-2A	472-200	LAMP	6	
-2B	561-027	FILTER	6	
3	688-381	SWITCH - (8941K879)	1	
4	84622-084	CAP - Switch, Batt Mastr	1	
5	84622-086	CAP - Switch, Left Alt	1	
6	84622-087	CAP - Switch, Right Alt	1	
7	84622-013	CAP - Switch, Nav Light (653-512)	1	
8	84622-012	CAP - Switch, Strobe Light (653-511)	1	
9	84622-052	CAP - Switch, Recog Light (653-566)	1	
10	84622-054	CAP - Switch, Taxi Light/Land Light	1	
11	84622-017	CAP - Switch, Radio Mastr (653-516)	1	
12	84622-083	CAP - Switch, Nav 1/GPS	1	
13	84622-039	CAP - Switch, DME NAV 1/DME NAV 2 (653-540)	1	
14	84622-020	CAP - Switch, Grd Clr	1	
-14A	472-200	BULB	2	
15	687-211	PLUG -(47-21971)	3	
16	84622-089	CAP - Switch, Low/Aux Fuel Hi	2	
-16A	463-630	GUARD - Switch (49-5473)	2	
17	84622-008	CAP - Switch, Mag Left (653-507)	2	
-17A	559-836	GUARD - Switch	2	
18	84622-009	CAP - Switch, Mag Right (653-508)	2	
-18A	559-837	GUARD - Switch	2	
19	84622-088	CAP - Switch, L/Start/R	1	
20	688-296	SWITCH - (8941K699)	2	
-20A	472-200	LAMP	4	
21	688-309	SWITCH - (8941K738)	2	
-21A	472-200	BULB	2	
22	PS50200-013	CAP - Switch, Radio Mastr	1	
23	89848-030	CAP - Switch, DME NAV 1/DME NAV 2 (654-472)	1	
24	89848-063	CAP - Switch, Grd Clr	1	
25	687-211	PLUG - (47-21971)	1	

- ITEM NOT ILLUSTRATED

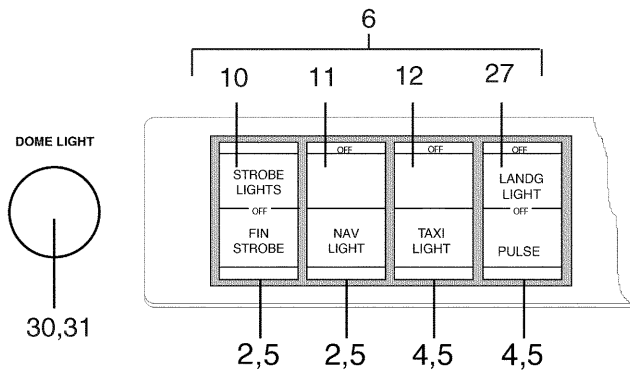
When ordering, always specify Part Number, Description, and Serial Number of Aircraft

Revised: March 10, 2009

PIPER AIRCRAFT, INC.
PA-34-220T
AIRPLANE PARTS CATALOG



OVERHEAD SWITCH PANEL
 (Serial Numbers 3449001 and up)



OVERHEAD SWITCH PANEL
 (Serial Numbers 3449097 and up)

Figure 87A. Overhead Switch Panel Installation
 (Serial Numbers 3449001 and up)

PIPER AIRCRAFT, INC.
PA-34-220T
AIRPLANE PARTS CATALOG

Figure and Index Number	Part Number	Nomenclature	No. Req.	Serial Numbers Affected
87A	100652 (F) 83396	DRAWING - Overhead Switch Panel Installation DRAWING - Panel Assy, Overhead Cockpit		3449001 and up
1	100653-002	PANEL ASSY - Overhead Switch (Used if entertainment console is installed)	1	3449001 thru 3449096
1	100653-003	PANEL ASSY - Overhead Switch (Used if entertainment console is not installed)	1	3449001 thru 3449096
1	100653-008	PANEL ASSY - Overhead Switch (Used if entertainment console is installed)	1	3449097 thru 3449310, 3449312 and up (without Entegra)
1	100653-009	PANEL ASSY - Overhead Switch (Used if entertainment console is not installed)	1	3449097 thru 3449310, 3449312 and up (without Entegra)
1	100653-010	PANEL ASSY - Overhead Switch	1	3449311, 3449323 and up (with Entegra)
2	688-296	* SWITCH - (8941K699)	12	
3	688-297	* SWITCH - (8941K701)	2	
4	688-298	* SWITCH - (8941K700)	2	
5	472-200	* LAMP - Switch	AR	
6	556-039	* CONNECTOR - (350735-1)	1	3449097 thru 3449310, 3449312 and up (without Entegra)
7	556-510	* CONNECTOR - (350782-1)	1	3449097 thru 3449310, 3449312 and up (without Entegra)
8	556-509	* CONNECTOR - (350720-1)	1	3449097 thru 3449310, 3449312 and up (without Entegra)
9	556-048	* CONNECTOR - (350783-1)	1	3449097 thru 3449310, 3449312 and up (without Entegra)
10	654-447	* CAP - Switch, Strobe Light (89848-005)	1	3449001 thru 3449096
10	PS50200-063	* CAP - Switch, Strobe Lights/Fin Strobe (89848-069)	1	3449097 and up
11	654-446	* CAP - Switch, Nav Light (89848-004)	1	
12	654-527	* CAP - Switch, Taxi/Landg/Rec (89848-051)	1	3449001 thru 3449096
12	PS50200-002	* CAP - Switch, Taxi Light (89848-002)	1	3449097 and up
13	654-525	* CAP - Switch, Left Eng Start (89848-049)	1	
14	PS50200-041	* CAP - Switch, Left Eng/Mag Left (89848-044)	1	
15	PS50200-042	* CAP - Switch, Left Eng/Mag Right (89848-045)	1	
16	PS50200-038	* CAP - Switch, Left - Fuel Pump (89848-041)	1	
17	PS50200-039	* CAP - Switch, Left Altr (89848-042)	1	
18	PS50200-014	* CAP - Switch, Batt Mastr (89848-014)	1	
19	PS50200-040	* CAP - Switch, Right Altr (89848-043)	1	
20	PS50200-045	* CAP - Switch, Right - Fuel Pump (89848-048)	1	
21	PS50200-043	* CAP - Switch, Right Eng/Mag Left (89848-046)	1	
22	PS50200-044	* CAP - Switch, Right Eng/Mag Right (89848-047)	1	
23	654-526	* CAP - Switch, Right Eng Start (89848-050)	1	
24	PS50200-058	* CAP - Switch, Ent Console (89848-062)	1	3449001 thru 3449096
25	688-717	* GUARD - Switch, short (53916-002)	2	
-25A	415-504	* SCREW - (MS35206-214)	4	
26	53916-003	* GUARD - Switch, long	2	
-26A	415-504	* SCREW - (MS35206-214)	4	
27	688-483	* CAP - Switch, Landg Light/Pulse (89848-070)	1	3449097 and up
28	100512-011	* PLATE	1	3449001 thru 3449096
28	100512-012	* PLATE - (without entertainment console switch)	1	3449001 thru 3449096

- ITEM NOT ILLUSTRATED

When ordering, always specify Part Number, Description, and Serial Number of Aircraft

Revised: March 10, 2009

PIPER AIRCRAFT, INC.
PA-34-220T
AIRPLANE PARTS CATALOG

Figure and Index Number	Part Number	Nomenclature	No. Req.	Serial Numbers Affected
87A-				
28	100512-021	* PLATE - (without entertainment console switch, with fin strobe)	1	3449097 and up
28	100512-020	* PLATE - (with entertainment console switch, with fin strobe)	1	3449097 and up
28A	514-749	SCREW	8	
-29	95229-006	DIMMER ASSY	2	
30	484-532	* POTENTIOMETER - Dome Light dimmer (95228-003)	2	
31	571-136	KNOB - Dome Light dimmer	2	

- ITEM NOT ILLUSTRATED

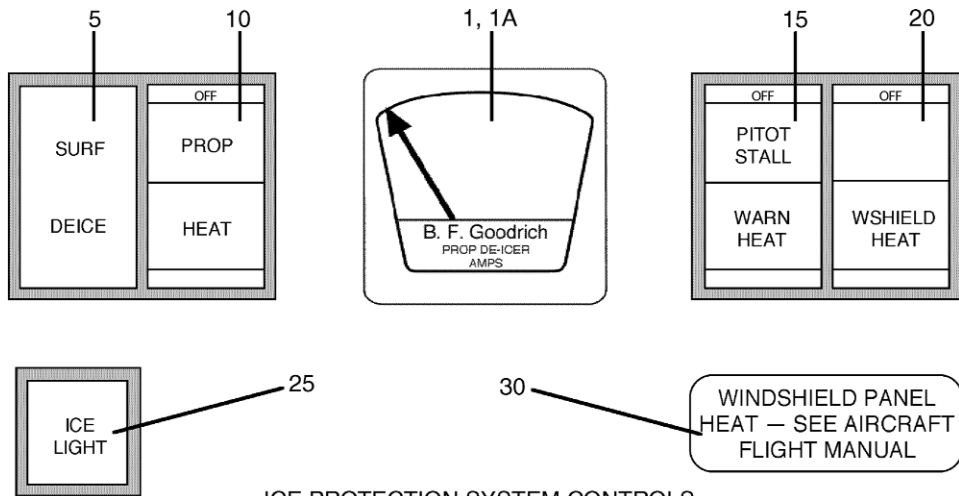
When ordering, always specify Part Number, Description, and Serial Number of Aircraft

Revised: September 10, 2009

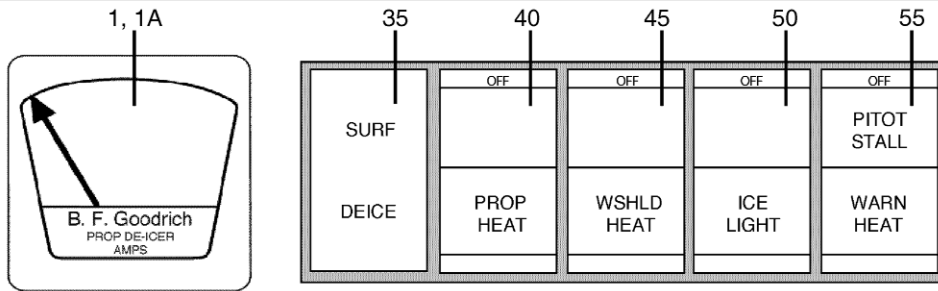
**PIPER AIRCRAFT, INC.
PA-34-220T
AIRPLANE PARTS CATALOG**

THIS PAGE INTENTIONALLY LEFT BLANK

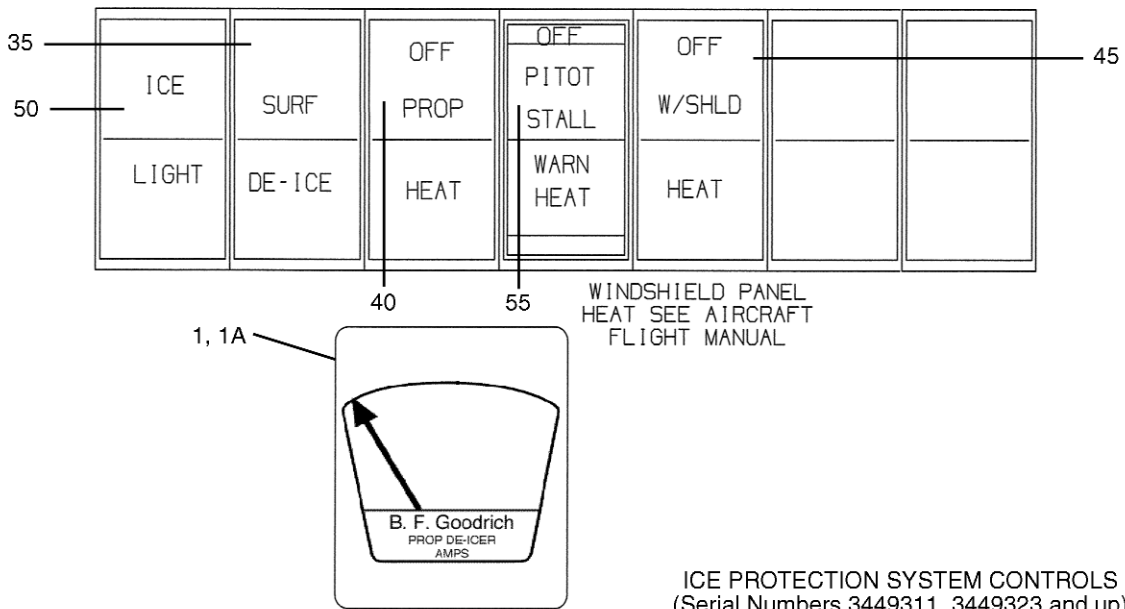
PIPER AIRCRAFT, INC.
PA-34-220T
AIRPLANE PARTS CATALOG



ICE PROTECTION SYSTEM CONTROLS
 (Serial Numbers 3447001 thru 3447029)



ICE PROTECTION SYSTEM CONTROLS
 (Serial Numbers 3449001 thru 3449310, 3449312 and up)
 (without Entegra)



ICE PROTECTION SYSTEM CONTROLS
 (Serial Numbers 3449311, 3449323 and up)
 (with Entegra)

Figure 88. Ice Protection System Controls

PIPER AIRCRAFT, INC.
PA-34-220T
AIRPLANE PARTS CATALOG

Figure and Index Number	Part Number	Nomenclature	No. Req.	Serial Numbers Affected
88	85186 (AE)	DRAWING - Ice Protection System (Complete)		3447001 thru 3447029; 3449001 thru 3449310, 3449312 and up (without Entegra)
	101772 (A)	DRAWING - Ice Protection System		3449311, 3449323 and up (with Entegra)
	89426 (J)	DRAWING - Ice Protection System - Propeller		3447001 thru 3447029
	100735 (G)	DRAWING - Ice Protection System - Propeller		3449001 thru 3449310, 3449312 and up (without Entegra)
	87291 (S)	DRAWING - Stall Warning Heat and Wing Ice Light		
1	602-701	AMMETER - (3E1389-3) (Used with 2-bladed propeller)	1	
1A	751-298	AMMETER - (3E1389-2) (Used with 3-bladed propeller)	1	
5	688-297	SWITCH - (8941K701)	1	
-5A	653-529	CAP - Switch, Surf Deice (84622-036)	1	3447001 thru 3447029
-5B	472-200	LAMP	2	
-5C	561-027	FILTER	2	3447001 thru 3447029
10	688-296	SWITCH - (8941K699)	1	
-10A	653-521	CAP - Switch, Prop Heat (84622-022)	1	3447001 thru 3447029
-10B	472-200	LAMP	2	
-10C	561-027	FILTER	2	
15	688-296	SWITCH - (8941K699)	1	
-15A	654-503	CAP - Switch, Pitot Stall Warn Heat (84622-091)	1	3447001 thru 3447029
-15B	472-200	LAMP	2	
-15C	561-027	FILTER	2	
20	688-296	SWITCH - (8941K699)	1	
-20A	653-525	CAP - Switch, WShield Heat (84622-026)	1	3447001 thru 3447029
-20B	472-200	LAMP	2	
-20C	561-027	FILTER	2	
25	83387-002	SWITCH ASSY - Ice Light	1	3447001 thru 3447029
-25A	688-139	* SWITCH	1	
-25B	688-602	* CAP	1	
-25C	472-200	* LAMP	1	
-25D	561-027	* FILTER	1	
30	84967-161	PLACARD - (656-153)	1	
35	688-297	SWITCH - (8941K701)	1	
-35A	654-468	CAP - Switch, Surf Deice (89848-026)	1	3449001 and up
-35B	472-200	LAMP	2	
40	688-296	SWITCH - (8941K699)	1	
-40A	PS50200-017	CAP - Switch, Prop Heat (89848-017)	1	3449001 and up
-40B	472-200	LAMP	2	
45	688-296	SWITCH - (8941K699)	1	
-45A	PS50200-048	CAP - Switch, WShld Heat (89848-053)	1	
-45B	472-200	LAMP	2	
50	100689-002	SWITCH ASSY - Ice Light	1	3449001 and up
55	688-296	SWITCH - (8941K699)	1	
-55A	PS50200-049	CAP - Switch, Pitot Stall Warn Heat (89848-054)	1	3449001 and up
-55B	472-200	LAMP	2	

- ITEM NOT ILLUSTRATED

When ordering, always specify Part Number, Description, and Serial Number of Aircraft

Revised: March 10, 2009

PIPER AIRCRAFT, INC.
PA-34-220T
AIRPLANE PARTS CATALOG

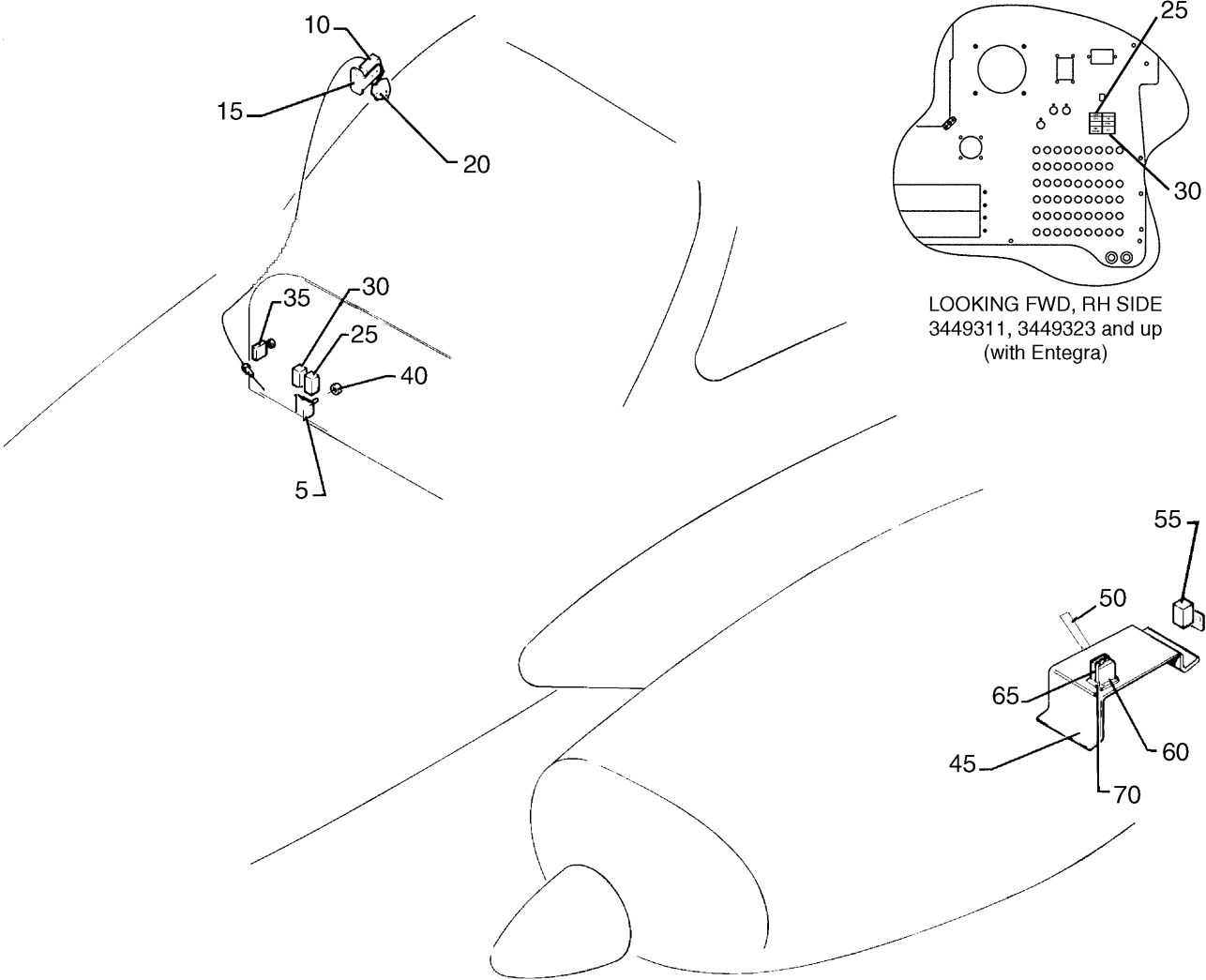


Figure 89. Air Conditioning Electrical Installation

PIPER AIRCRAFT, INC.
PA-34-220T
AIRPLANE PARTS CATALOG

Figure and Index Number	Part Number	Nomenclature	No. Req.	Serial Numbers Affected
89	39656 (AE)	DRAWING - Air Conditioning Electrical Installation		
5	488-585	THERMOSTAT - Air Conditioning (99717-000)	1	
10	36742-013	SWITCH ASSY - Squat	1	
-10A	688-244	* SWITCH - (BZ2RW8055517A2)	1	
15	36750-005	BRACKET - Squat Switch Actuator	1	
20	83384-002	BRACKET - Squat Switch	1	
25	688-296	SWITCH - Air Cond., "On-Off" (8941K699)	1	
-25A	654-502	CAP - Switch (84622-090)	1	3447001 thru 3447029
-25A	PS50200-050	CAP - Switch (89848-055) OFF Air Cond.	1	3449001 and up
-25B	561-027	FILTER	2	3447001 thru 3447029
-25C	472-200	LAMP	2	
30	688-298	SWITCH - Fan, "Hi-Lo" (8941K700)	1	
-30A	653-562	CAP - Switch (84622-048) Fan, High, Fan, Low	1	3447001 thru 3447029
-30A	PS50200-051	CAP - Switch (89848-056) Fan, High, OFF, Fan, Low	1	3449001 and up
-30B	561-027	FILTER	2	3447001 thru 3447029
-30C	472-200	LAMP	2	
35	454-797	CIRCUIT BREAKER - 20 amp	1	
40	571-162	KNOB - Thermostat (RB-67-1-SB-M)	1	
45	39655-002	BRACKET ASSY - Relay	1	3447001 thru 3447029 3449001 thru 3449310, 3449312 and up (without Entegra)
-45	101822-002	BRACKET	1	3449311, 3449323 and up (with Entegra)
50	36882-002	STRAP - Clamp	1	
55	584-430	RELAY - (VF4A-45H11)	1	
60	89463-002	RELAY	1	
-60A	484-178	* RELAY - Modified (KUP11D55-24V)	1	
-60B	415-520	SCREW - (MS35206-230)	2	
65	587-488	SPRING - (20C228)	1	
70	487-081	SOCKET - (27E067)	1	
-75	89452-025	CAP ASSY - Annunciator (653-633) Air Cond. Door Open (90-42209-50) (SEE NOTE 1)	1	

NOTES:

1. REMOVE CAP 89452-026 AND REPLACE WITH CAP 89452-025.
FOR SERIAL NUMBERS 3447001 THRU 3447029, REPLACE AT STATION "U" ON ANNUNCIATOR PANEL.
FOR SERIAL NUMBERS 3449001 AND UP, REPLACE AT STATION "J" ON ANNUNCIATOR PANEL.

- ITEM NOT ILLUSTRATED

When ordering, always specify Part Number, Description, and Serial Number of Aircraft

Revised: September 10, 2009

PIPER AIRCRAFT, INC.
PA-34-220T
AIRPLANE PARTS CATALOG

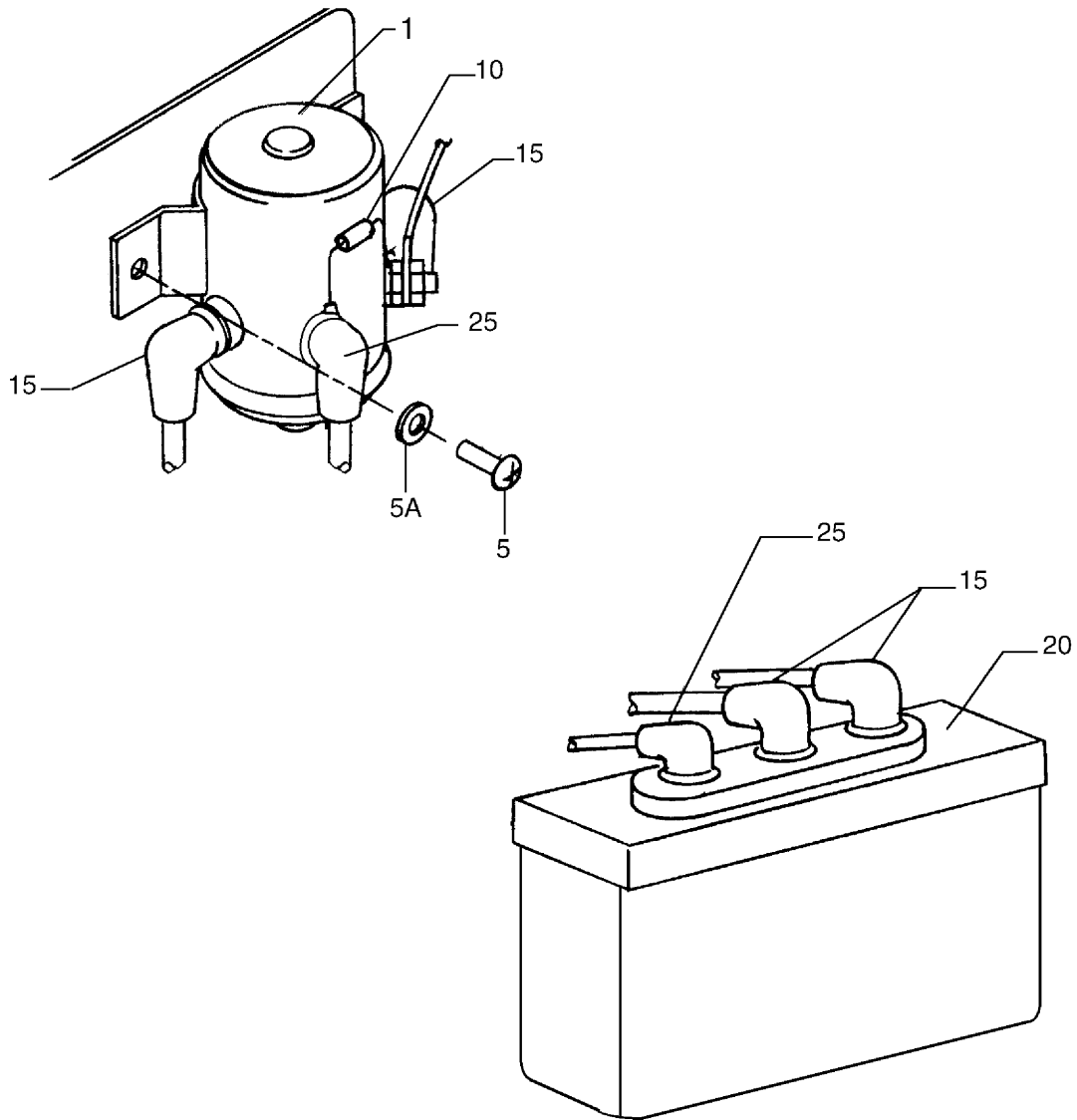


Figure 90. External Power Supply Installation (Seneca IV)
Serial Numbers 3447001 thru 3447029

Revised: September 10, 2008

PIPER AIRCRAFT, INC.
PA-34-220T
AIRPLANE PARTS CATALOG

Figure and Index Number	Part Number	Nomenclature	No. Req.	Serial Numbers Affected
90	89343 (E)	DRAWING - External Power Supply Installation		3447001 thru 3447029
1	26898-005	CONTACTOR - External Power (487-167) (Reference Piper Service Letter #1093 & #1116, - latest revision.)	1	
5	411-532	SCREW - (MS35207-263)	2	
5A	690-612	WASHER - (NAS1149F0363P)	2	
10	67487-004	DIODE ASSY	1	
15	476-673	NIPPLE - (MS25171-1S)	4	
20	84563-003	RECEPTACLE - External Power Supply	1	
25	476-675	NIPPLE - (MS25171-2S)	3	

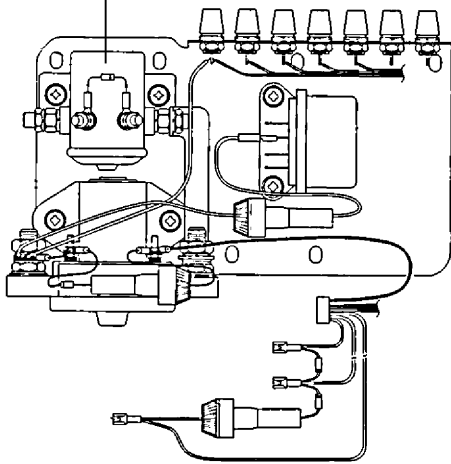
- ITEM NOT ILLUSTRATED

When ordering, always specify Part Number, Description, and Serial Number of Aircraft

Revised: March 10, 2009

PIPER AIRCRAFT, INC.
PA-34-220T
AIRPLANE PARTS CATALOG

Contactor - External Power
REF



See Fig 91B for additional component parts.

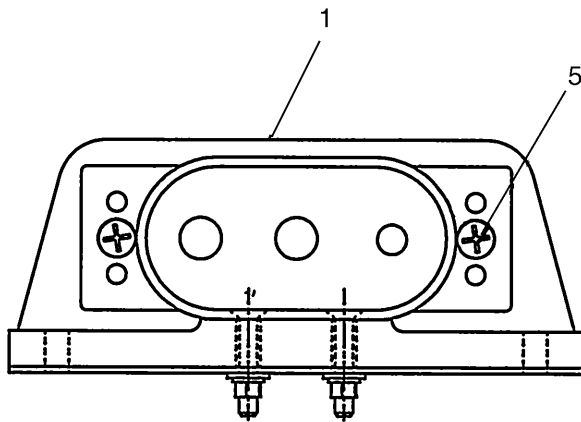
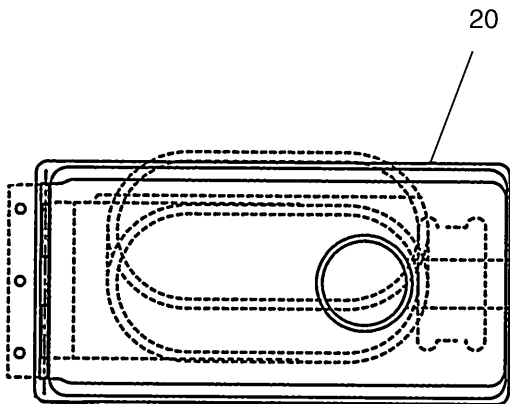
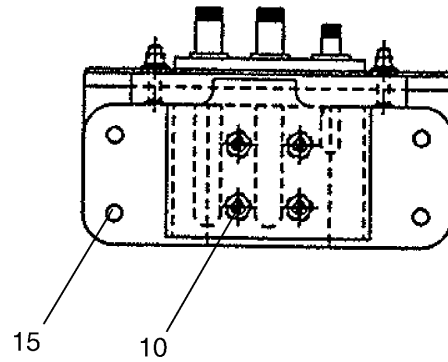


Figure 90A. External Power Supply Installation (Seneca V)
(Serial Numbers 3449001 and up)

**PIPER AIRCRAFT, INC.
PA-34-220T
AIRPLANE PARTS CATALOG**

Figure and Index Number	Part Number	Nomenclature	No. Req.	Serial Numbers Affected
90A	100890 (C)	DRAWING - External Power Receptacle Installation		3449001 and up
1	100890-003	RECEPTACLE ASSY	1	
-1A	84563-003	* RECEPTACLE	1	
-1B	100891-004	* BRACKET	1	
-1C	100891-005	* BLOCK	1	
5	410-043	* SCREW - (MS24694-S56)	2	
-5A	690-612	* WASHER - (NAS1149F0363P)	2	
-5B	404-526	* NUT - (MS21042-3)	2	
10	410-046	* SCREW - (MS24694-S59)	4	
-10A	690-612	* WASHER - (NAS1149F0363P)	4	
-10B	404-526	* NUT - (MS21042-3)	4	
15	401-310	BOLT - (AN4-10A)	4	
-15A	690-611	WASHER - (NAS1149F0463P)	4	
20	42513-009	DOOR ASSY	1	

- ITEM NOT ILLUSTRATED

When ordering, always specify Part Number, Description, and Serial Number of Aircraft

Revised: March 10, 2009

PIPER AIRCRAFT, INC.
PA-34-220T
AIRPLANE PARTS CATALOG

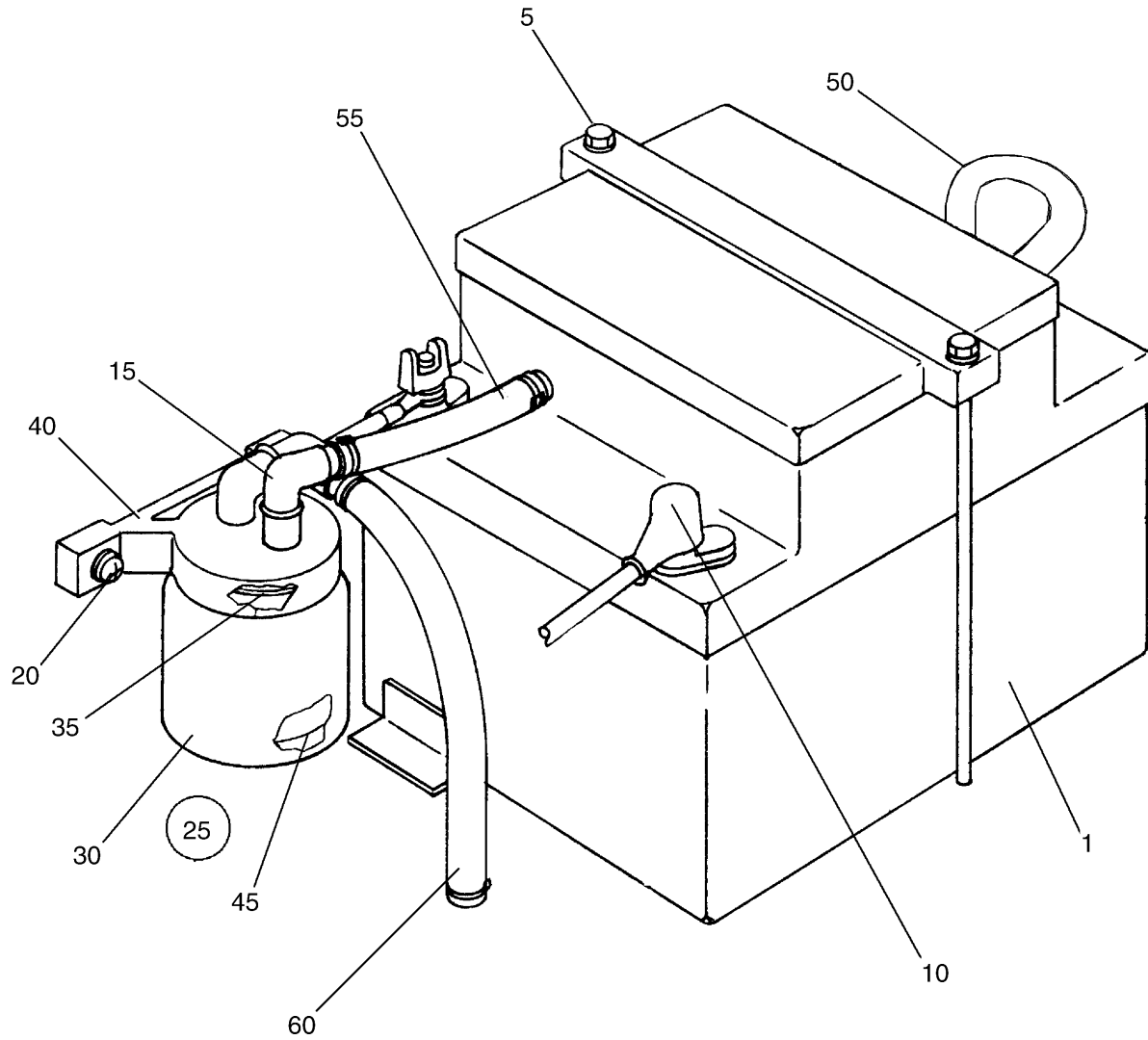


Figure 91. Battery Installation

PIPER AIRCRAFT, INC.
PA-34-220T
AIRPLANE PARTS CATALOG

Figure and Index Number	Part Number	Nomenclature	No. Req.	Serial Numbers Affected
91	89344 (F) 100885 (A)	DRAWING - Battery Installation DRAWING - Battery Installation		3447001 thru 3447029 3449001 and up
1	450-052	BATTERY - (G-247)	1	
5	89472-002	BOLT ASSY - Battery Tiedown	2	3447001 thru 3447029
5	89472-004	BOLT ASSY - Battery Tiedown	2	3449001 and up
10	66580-002	BOOT - (476-695)	2	3447001 thru 3447029
15	559-031	ELBOW - (3621)	2	
20	411-533	SCREW - (MS35207-264)	2	3447001 thru 3447029
20	400-440	BOLT - (AN3-6A)	2	3449001 and up
-20A	690-612	WASHER - (NAS1149F0363P)	2	
25	486-029	SUMP JAR KIT	1	3449001 and up
30	487-768	JAR - Sump (3675)	1	
35	686-046	SEAL - Cover (3607)	1	
40	557-370	COVER ASSY - Sump Jar (3676)	1	3447001 thru 3447029
45	680-145	PAD - Felt (3679)	1	
50	100885-003	TUBE - Positive vent	1	3449001 and up
50	89344-003	TUBE - Positive vent	1	3447001 thru 3447029
55	100885-004	TUBE - Battery to sump jar	1	3449001 and up
55	89344-004	TUBE - Battery to sump jar	1	3447001 thru 3447029
60	100885-005	TUBE - Negative vent	1	3449001 and up
60	89344-005	TUBE - Negative vent	1	3447001 thru 3447029

- ITEM NOT ILLUSTRATED

When ordering, always specify Part Number, Description, and Serial Number of Aircraft

Revised: March 10, 2009

PIPER AIRCRAFT, INC.
PA-34-220T
AIRPLANE PARTS CATALOG

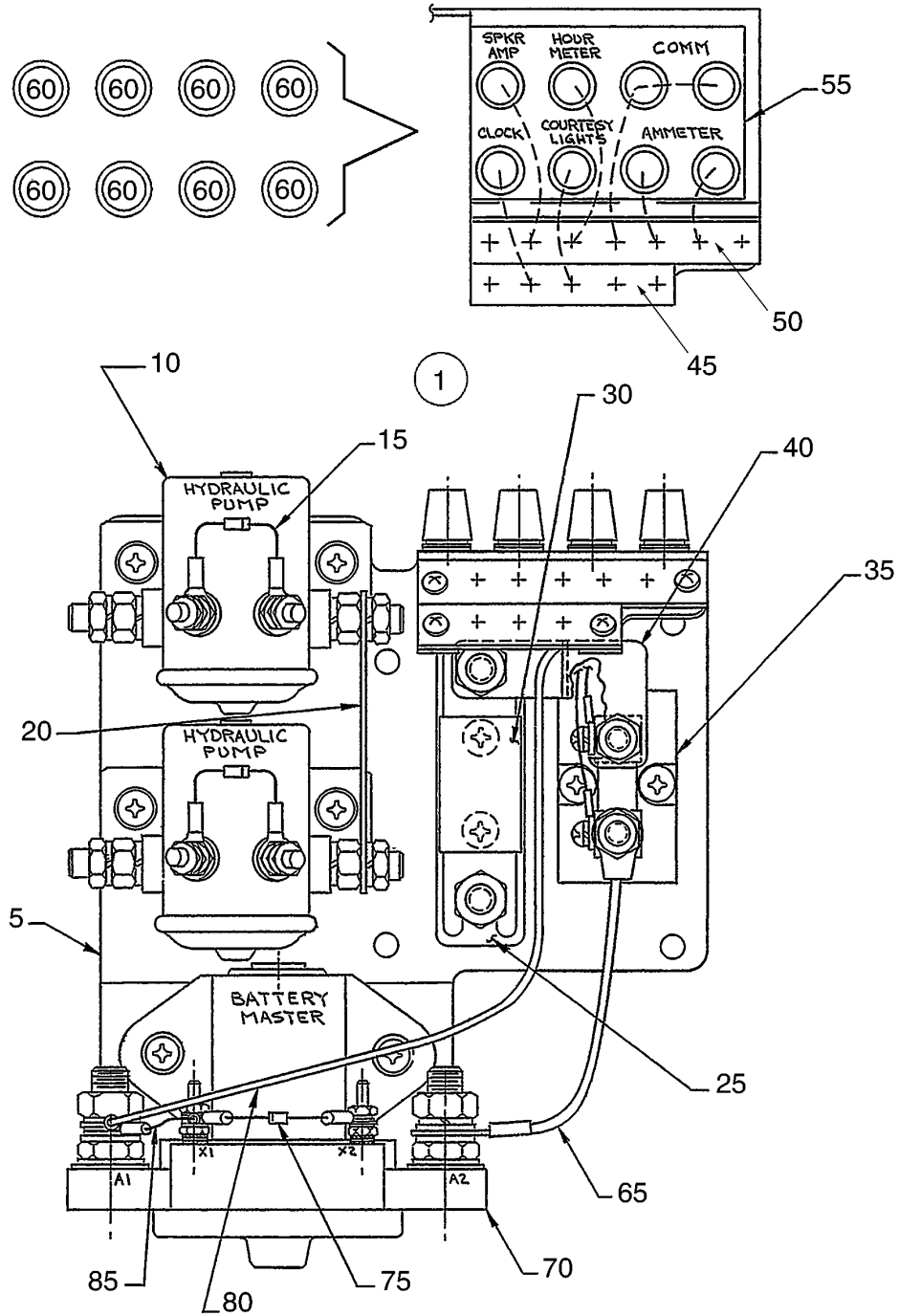


Figure 91A. Electrical Panel - Fwd (Serial Numbers 3447001 thru 3447029)

PIPER AIRCRAFT, INC.
PA-34-220T
AIRPLANE PARTS CATALOG

Figure and Index Number	Part Number	Nomenclature	No. Req.	Serial Numbers Affected
91A	83352 (K) 89803 (AB)	DRAWING - Electrical Installation DRAWING - Electrical Panel Assembly		3447001 thru 3447029 3447001 thru 3447029
1	89803-009	PANEL ASSY - Electrical, Forward	1	3447001 thru 3447029
5	89823-006	* PLATE ASSY - Electrical Panel	1	
10	26898-005	* CONTACTOR - Hydraulic Pump (487-167) (Reference Piper Service Letter #1093, & #1116 - latest revision.)	2	
-10A	411-532	* SCREW - (MS35207-263)	4	
-10B	690-612	* WASHER - (NAS1149F0363P)	4	
15	67487-004	* DIODE ASSY	2	
20	89824-004	* BUS ASSY - Electrical	1	
25	565-873	* FUSE HOLDER - (4164)	1	
-25A	416-794	* SCREW - (MS24693-S275)	2	
30	461-681	* LIMITER - Current (ANL-250) (Reference Piper Service Bulletin #1014, - latest revision.)	1	
35	486-684	* SHUNT - (MS91586-6)	1	
-35A	411-532	* SCREW - (MS35207-263)	2	
40	89824-011	* BUS ASSY - Electrical	1	
45	487-672	* TERMINAL STRIP - 3 lug (17-3)	1	
-45A	415-518	* SCREW - (MS35206-228)	2	
-45B	404-528	* NUT - (MS21042-06)	2	
50	487-654	* TERMINAL STRIP - 5 lug	1	
-50A	415-518	* SCREW - (MS35206-228)	2	
-50B	404-528	* NUT - (MS21042-06)	2	
55	89829-003	* PLACARD	1	
60	461-660	* FUSE HOLDER	8	
-60A	461-659	* FUSE - 5 Amp	8	
65	79653-186	* WIRE ASSY	1	
70	455-211	* CONTACTOR - (6041H202A) (Reference Piper Service Letter #1116, - latest revision.)	1	
-70A	411-532	* SCREW - (MS35207-263)	2	
-70B	690-612	* WASHER - (NAS1149F0363P)	2	
75	89803-006	* DIODE ASSY	1	
80	89803-008	* WIRE ASSY	1	
85	89803-005	* WIRE ASSY	1	

- ITEM NOT ILLUSTRATED

When ordering, always specify Part Number, Description, and Serial Number of Aircraft

Revised: March 10, 2009

PIPER AIRCRAFT, INC.
PA-34-220T
AIRPLANE PARTS CATALOG

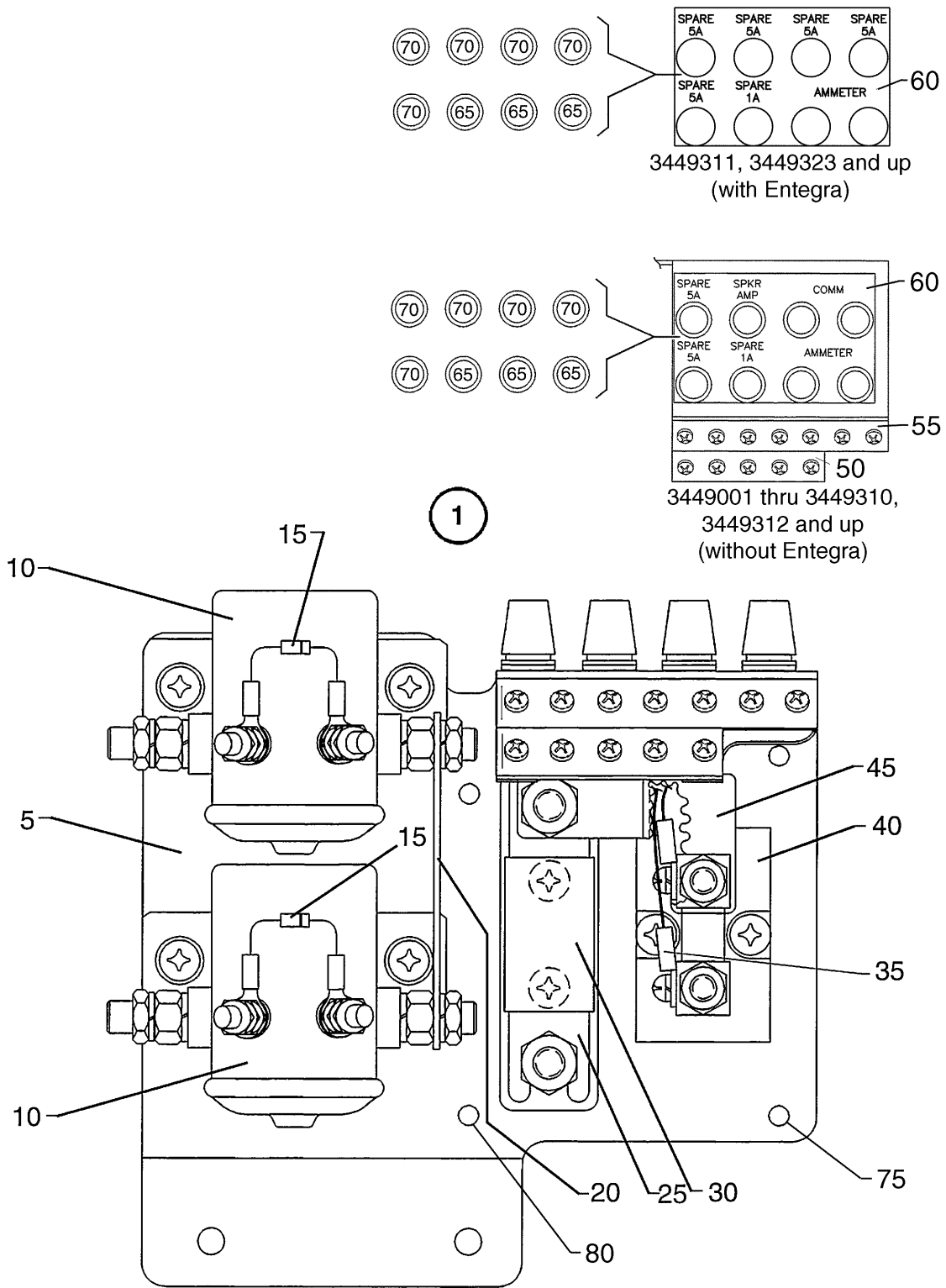


Figure 91B. Electrical Panel - Fwd (Serial Numbers 3449001 and up)

PIPER AIRCRAFT, INC.
PA-34-220T
AIRPLANE PARTS CATALOG

Figure and Index Number	Part Number	Nomenclature	No. Req.	Serial Numbers Affected
91B	100650 (L)	DRAWING - Electrical Installation		3449001 thru 3449151
	104179 (G)	DRAWING - Electrical Installation		3449152 thru 3449177
	104395 (AA)	DRAWING - Electrical Installation		3449178 thru 3449310, 3449312 and up
	101816 (B)	DRAWING - Electrical Installation (with Entegra)		3449311, 3449323 and up
1	89803-012	PANEL ASSY - Electrical, Forward	1	3449001 thru 3449310, 3449312 and up
1	101839-002	PANEL ASSY - Electrical, Forward (with Entegra)	1	3449311, 3449323 and up
5	89823-006	* PLATE ASSY - Electrical Panel	1	
10	26898-009	* SOLENOID CONTACTOR - Hydraulic Pump (584-422) (Reference Piper Service Letter #1116, - latest revision.)	2	
-10A	411-533	* SCREW - (MS35207-264)	2	
-10B	690-612	* WASHER - (NAS1149F0363P)	2	
15	67487-004	* DIODE ASSY	2	
20	89824-004	* BUS ASSY - Electrical	1	
25	565-873	* HOLDER - Fuse - (4164)	1	
-25A	416-794	* SCREW - (MS24693-S275)	2	
30	461-681	* LIMITER - Current (ANL-250) (Reference Piper Service Bulletin #1014, - latest revision.)	1	
35	588-599	* TERMINAL	2	
40	486-684	* SHUNT - (MS91586-6)	1	
-40A	411-534	* SCREW - (MS35207-265)	2	
45	89824-011	* BUS ASSY - Electrical	1	
50	487-672	* TERMINAL STRIP - 3 lug - (17-3)	1	
-50A	415-518	* SCREW - (MS35206-228)	2	
-50B	404-528	* NUT - (MS21042-06)	2	
55	487-654	* TERMINAL STRIP - 5 lug - (3211105003(17-5)	1	
-55A	415-518	* SCREW - (MS35206-228)	2	
-55B	404-528	* NUT - (MS21042-06)	2	
60	100881-003	* PLACARD	1	3449001 thru 3449310, 3449312 and up
60	100881-005	* PLACARD - (with Entegra)	1	3449311, 3449323 and up
65	461-660	* FUSE HOLDER	3	
-65A	461-684	* FUSE - 1 Amp	3	
70	461-660	* FUSE HOLDER	5	
-70A	461-659	* FUSE - 5 Amp	5	
75	401-269	BOLT - (AN3-10A) (Quantity of 4 required without Entegra.)	3	
-75A	690-612	WASHER - under head (NAS1149F0363P) (Quantity of 4 required without Entegra.)	3	
-75B	65003-021	BUSHING (Quantity of 4 required without Entegra.)	3	
-75C	690-612	WASHER - under bushing (NAS1149F0363P)	3	3449311, 3449323 and up (with Entegra ONLY)
-75D	494-192	WASHER - under nut (5712-45) (Quantity of 4 required without Entegra.)	3	
-75E	406-443	NUT - (NAS679A3W) (Quantity of 4 required without Entegra.)	3	
80	401-269	BOLT - (AN3-10A) (with Entegra)	1	3449311, 3449323 and up
-80A	690-612	WASHER - under head (NAS1149F0363P) (with Entegra)	1	3449311, 3449323 and up
-80B	65003-021	BUSHING - (with Entegra)	1	3449311, 3449323 and up
-80C	690-612	WASHER - under bushing (NAS1149F0363P) (with Entegra)	1	3449311, 3449323 and up

- ITEM NOT ILLUSTRATED

When ordering, always specify Part Number, Description, and Serial Number of Aircraft

Revised: March 10, 2009

PIPER AIRCRAFT, INC.
PA-34-220T
AIRPLANE PARTS CATALOG

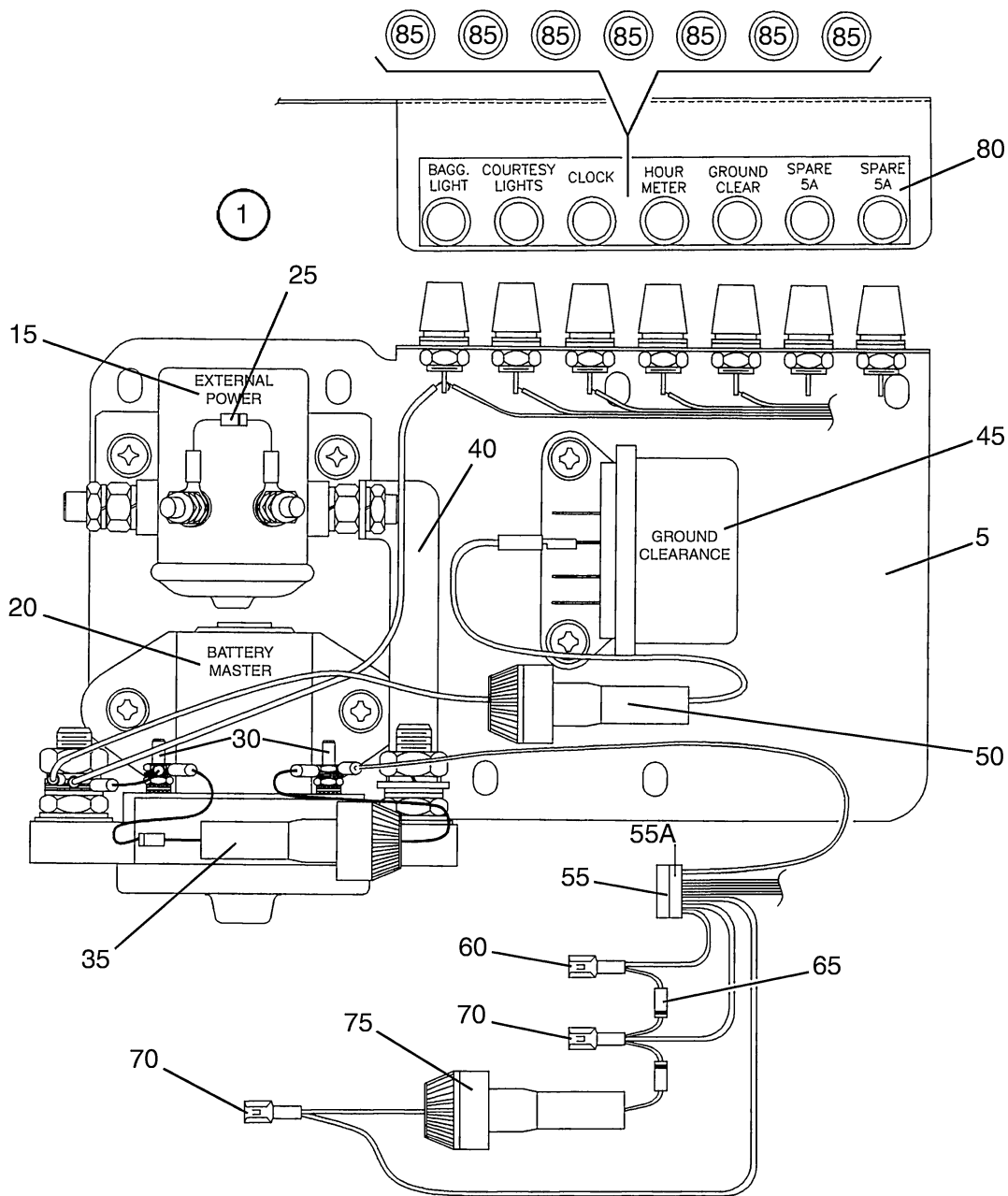


Figure 91C. Electrical Panel - Aft (Serial Numbers 3449001 thru 3449310, 3449312 and up)
 (without Entegra)
 (Sheet 1 of 2)

Revised: September 10, 2008

PIPER AIRCRAFT, INC.
PA-34-220T
AIRPLANE PARTS CATALOG

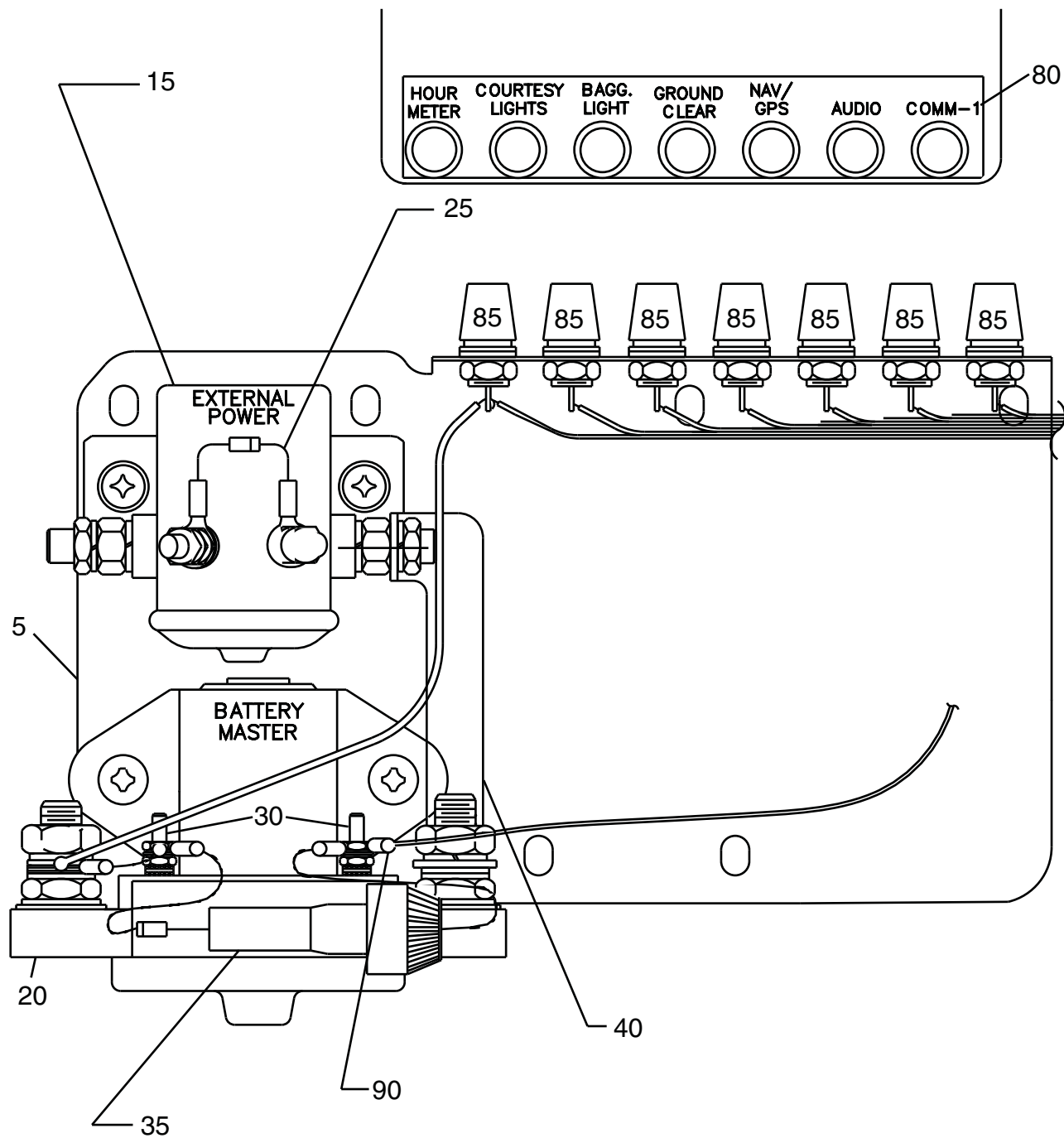


Figure 91C. Electrical Panel - Aft (Serial Numbers 3449311, 3449323 and up)
(with Entegra)
(Sheet 2 of 2)

Revised: September 10, 2008

PIPER AIRCRAFT, INC.
PA-34-220T
AIRPLANE PARTS CATALOG

Figure and Index Number	Part Number	Nomenclature	No. Req.	Serial Numbers Affected
91C	100650 (L)	DRAWING - Electrical Installation		3449001 thru 3449151
	104179 (G)	DRAWING - Electrical Installation		3449152 thru 3449177
	104395 (AA)	DRAWING - Electrical Installation		3449178 thru 3449310, 3449312 and up (without Entegra)
	101816 (B)	DRAWING - Electrical Installation		3449311, 3449323 and up (with Entegra)
1	89803-013	PANEL ASSY - Electrical, Aft	1	3449001 thru 3449310, 3449312 and up (without Entegra)
1	101839-003	PANEL ASSY - Electrical, Aft	1	3449311, 3449323 and up (with Entegra)
5	100892-002	* PANEL ASSY - Electrical Panel Plate	1	
15	26898-009	* SOLENOID CONTACTOR - External Power (584-422) (Reference Piper Service Letter #1116, - latest revision.)	1	
-15A	411-533	* SCREW - (MS35207-264)	2	
-15B	690-612	* WASHER - (NAS1149F0363P)	2	
20	455-211	* CONTACTOR - Battery Master (6041H202A) (Reference Piper Service Letter #1116, - latest revision.)	1	
-20A	411-532	* SCREW - (MS35207-263)	2	
-20B	690-612	* WASHER - (NAS1149F0363P)	2	
25	67487-004	* DIODE ASSY	1	
30	476-673	* NIPPLE - (MS25171-1S)	2	
35	79595-021	* FUSE ASSY	1	
-35A	465-258	** HOLDER - Fuse (155020)	1	
-35B	461-657	** FUSE - 1 Amp (312001)	1	
-35C	456-703	** DIODE - (1N2071A)	1	
40	89824-014	* BUS ASSY - Electrical	1	
45	584-280	* RELAY - Ground Clearance	1	3449001 thru 3449310, 3449312 and up (without Entegra)
-45A	411-532	* SCREW - (MS35207-263)	2	3449001 thru 3449310, 3449312 and up (without Entegra)
-45B	690-612	* WASHER - (NAS1149F0363P)	2	3449001 thru 3449310, 3449312 and up (without Entegra)
50	89803-011	* FUSE ASSY	1	3449001 thru 3449310, 3449312 and up (without Entegra)
-50A	465-258	** HOLDER - Fuse (155020)	1	3449001 thru 3449310, 3449312 and up (without Entegra)
-50B	461-653	** FUSE - 15 Amp (311015)	1	3449001 thru 3449310, 3449312 and up (without Entegra)
55	556-510	* CONNECTOR - (350782-1)	1	3449001 thru 3449310, 3449312 and up (without Entegra)
55	555-818	* CONNECTOR - (206705-2)	1	3449311, 3449323 and up (with Entegra)
55A	556-509	* CONNECTOR - (350720-1)	1	3449001 thru 3449310, 3449312 and up (without Entegra)

- ITEM NOT ILLUSTRATED

When ordering, always specify Part Number, Description, and Serial Number of Aircraft

PIPER AIRCRAFT, INC.
PA-34-220T
AIRPLANE PARTS CATALOG

Figure and Index Number	Part Number	Nomenclature	No. Req.	Serial Numbers Affected
91C-				
55A	555-819	* CONNECTOR - (206708-1)	1	3449311, 3449323 and up (with Entegra)
-55B	588-794	* TERMINAL	7	3449311, 3449323 and up (with Entegra)
-55C	588-792	* TERMINAL	1	3449311, 3449323 and up (with Entegra)
-55D	554-611	* CLAMP - (206966-1)	1	3449311, 3449323 and up (with Entegra)
60	588-452	* TERMINAL	1	3449001 thru 3449310, 3449312 and up (without Entegra)
65	456-703	* DIODE - (1N2071A)	1	3449001 thru 3449310, 3449312 and up (without Entegra)
70	588-380	* TERMINAL	2	3449001 thru 3449310, 3449312 and up (without Entegra)
75	79595-028	* FUSE ASSY	1	3449001 thru 3449310, 3449312 and up (without Entegra)
-75A	465-258	** HOLDER - Fuse (155020)	1	3449001 thru 3449310, 3449312 and up (without Entegra)
-75B	461-657	** FUSE - 1 Amp (312001)	1	3449001 thru 3449310, 3449312 and up (without Entegra)
-75C	456-703	** DIODE (1N2071A)	1	3449001 thru 3449310, 3449312 and up (without Entegra)
80	100881-002	* PLACARD	1	3449001 thru 3449310, 3449312 and up (without Entegra)
80	100881-004	* PLACARD	1	3449311, 3449323 and up (with Entegra)
85	461-660	* FUSE HOLDER	7	
-85A	461-659	* FUSE - 5 Amp	7	
90	488-401	* TERMINAL	1	3449311, 3449323 and up (with Entegra)

- ITEM NOT ILLUSTRATED

When ordering, always specify Part Number, Description, and Serial Number of Aircraft

Revised: March 10, 2009

PIPER AIRCRAFT, INC.
PA-34-220T
AIRPLANE PARTS CATALOG

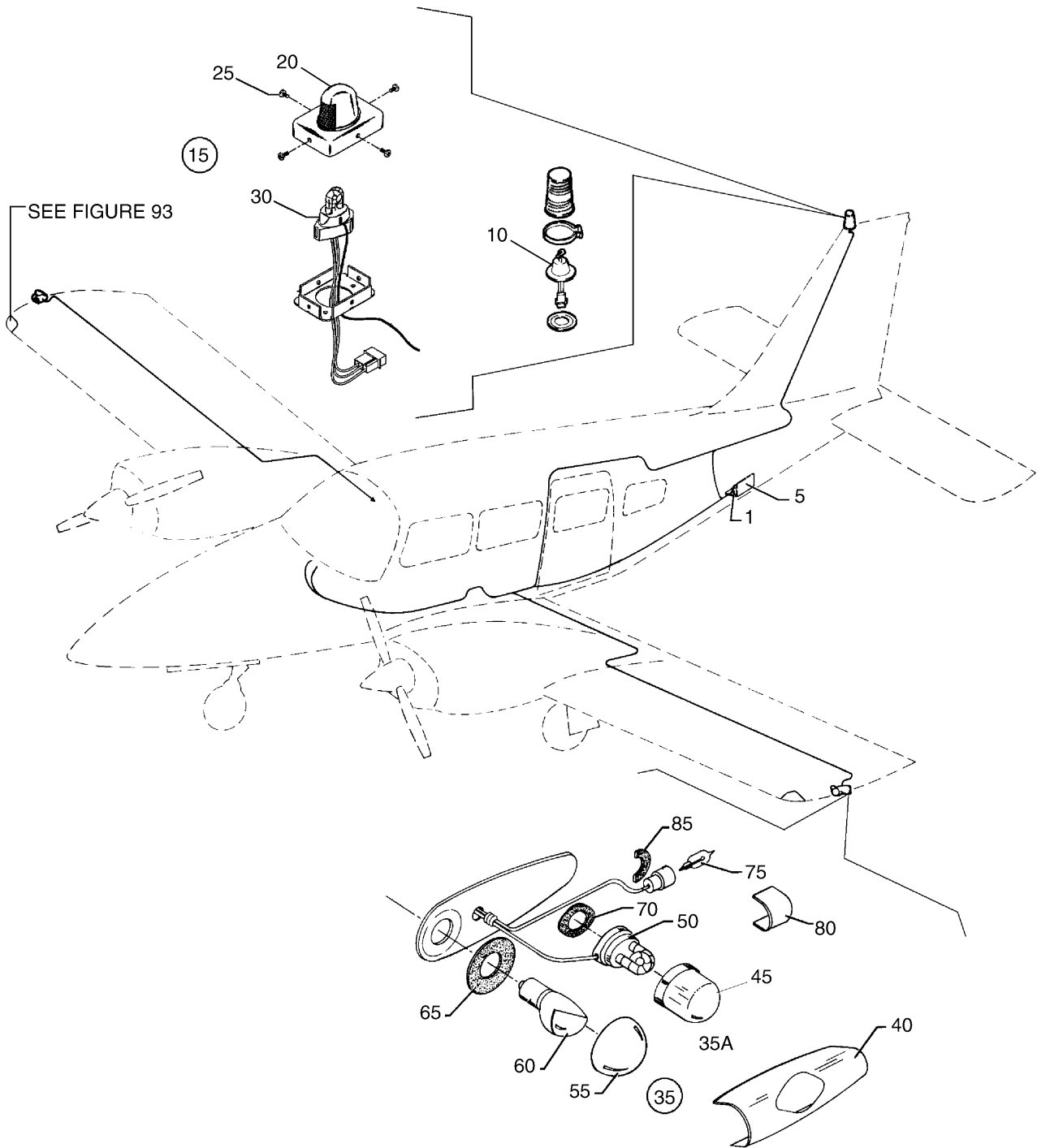


Figure 92. Strobe Lights Installation

PIPER AIRCRAFT, INC.
PA-34-220T
AIRPLANE PARTS CATALOG

Figure and Index Number	Part Number	Nomenclature	No. Req.	Serial Numbers Affected
92	89424 (T) 101816 (B)	DRAWING - External Wing and Fin Lighting Installation DRAWING - Electrical System Installation		3449311, 3449323 and up (with Entegra)
1	481-247	POWER SUPPLY - Strobe Lights	1	
5	99031-000	BRACKET ASSY - Strobe unit mount	1	3447001 thru 3447029; 3449001 thru 3449096
5	104533-002	BRACKET ASSY - Strobe unit mount	1	3449097 and up
10	472-904	RED STROBE LIGHT - Fin (A470-D-R-S)	1	3447001 thru 3447029
15	683-504	RED STROBE LIGHT - Fin (01-0790111-02)	1	3449001 and up
20	761-336	* LENS/COVER ASSY - white, red-masked (02-0350393-01)	1	3449001 and up
25	766-765	* SCREW - (MS51957-26)	4	3449001 and up
30	754-911	* FLASHTUBE ASSY - (36-0050626-0)	1	3449001 and up
35	89424-006	LIGHT ASSY - Red	1	3447001 thru 3447029; 3449001 thru 3449310, 3449312 and up (without Entegra)
35	89424-005	LIGHT ASSY - Green	1	3447001 thru 3447029; 3449001 thru 3449310, 3449312 and up (without Entegra)
35	101921-002	LIGHT ASSY - LH (Green 28VDC)	1	3449311, 3449323 and up (with Entegra)
35	101921-003	LIGHT ASSY - RH (Red 28VDC)	1	3449311, 3449323 and up (with Entegra)
35A	572-593	* White Strobe, Red Nav - Wing tip (shielded) (90071-00)	1	
35A	572-592	* White Strobe, Green Nav - Wing tip (shielded) (90071-01)	1	
40	762-616	** RETAINER - Light Lens	1	
45	761-253	** LENS - Wing Tip Strobe (shielded)	1	
50	762-003	** TUBE ASSY - Flash, tip	1	
55	751-202	** LENS - Navigation, red	1	
-55A	751-201	** LENS - Navigation, green	1	
60	553-494	** LAMP	1	
65	755-075	** GASKET - Navigation Light	1	
70	755-076	** GASKET - Wing Strobe	1	
75	761-208	** LAMP - Navigation Light Assy	1	
80	761-255	** LENS - Navigation Light	1	
85	755-096	** GASKET - Navigation Light	1	

- ITEM NOT ILLUSTRATED

When ordering, always specify Part Number, Description, and Serial Number of Aircraft

Revised: September 10, 2008

PIPER AIRCRAFT, INC.
PA-34-220T
AIRPLANE PARTS CATALOG

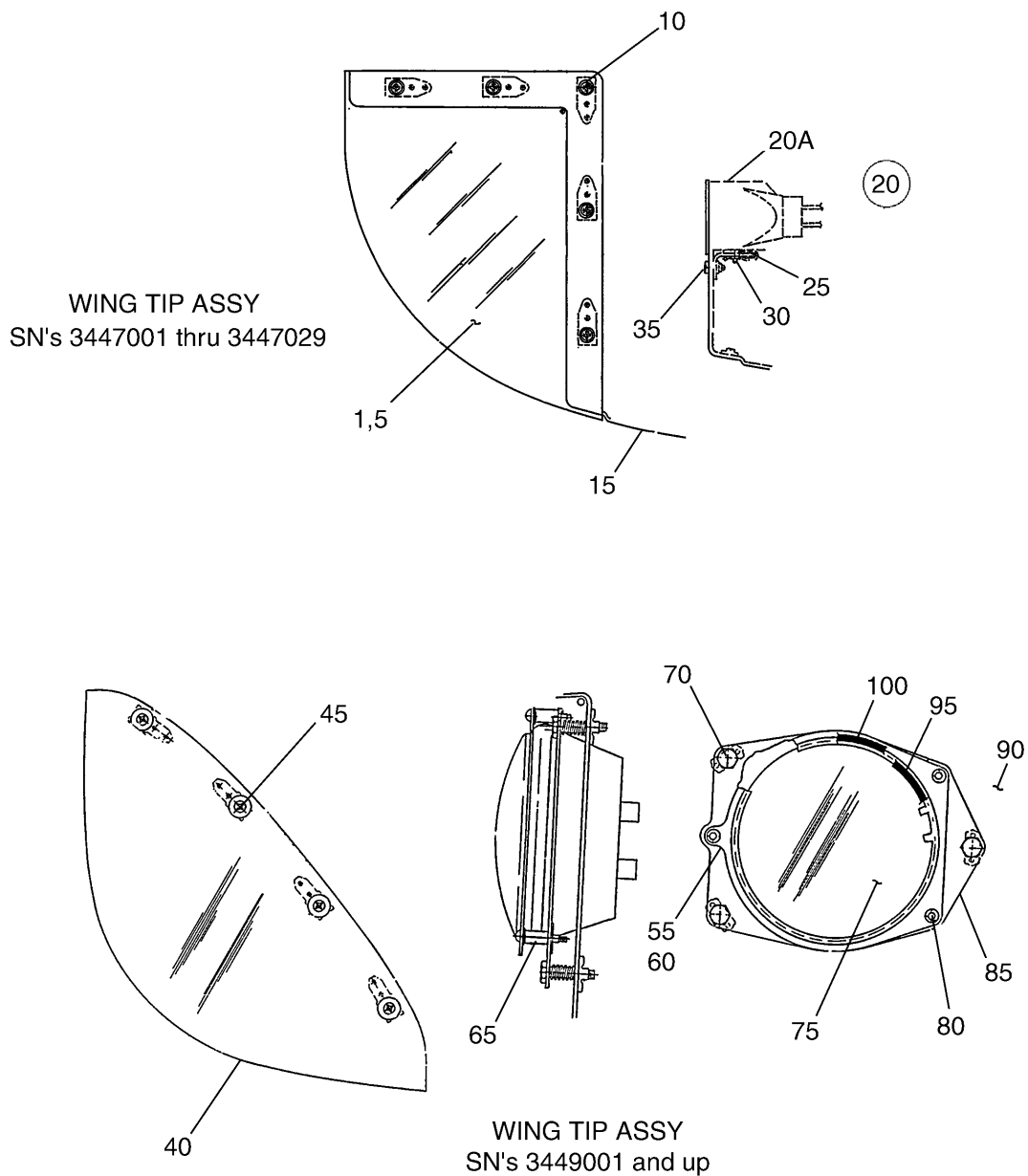


Figure 93. Wing Tip Landing Lights

PIPER AIRCRAFT, INC.
PA-34-220T
AIRPLANE PARTS CATALOG

Figure and Index Number	Part Number	Nomenclature	No. Req.	Serial Numbers Affected
93	36761 (Y)	DRAWING - Wing Tip Assy		
1	36761-026	COVER - Left, without recognition light	1	3447001 thru 3447029
-1A	36761-027	COVER - Right, without recognition light	1	3447001 thru 3447029
5	36761-012	LENS - Left, Recognition light	1	3447001 thru 3447029
-5A	36761-013	LENS - Right, Recognition light	1	3447001 thru 3447029
10	414-736	SCREW - (MS24693-C28)	10	3447001 thru 3447029
-10A	508-007	WASHER	10	3447001 thru 3447029
15	36761-018	WING TIP - Left	1	3447001 thru 3447029
-15A	36761-019	WING TIP - Right	1	3447001 thru 3447029
20	87742-003	LAMP ASSY - 28VDC	1	3447001 thru 3447029
20A	572-583	* LIGHT ASSY - (01-0770110-02)	1	3447001 thru 3447029
25	87741-002	BRACKET	1	3447001 thru 3447029
30	519-993	SCREW - (MS24667-14)	1	3447001 thru 3447029
-30A	62833-143	WASHER	1	3447001 thru 3447029
35	515-715	SCREW	2	3447001 thru 3447029
40	36761-034	LENS - Landing Light, Left	1	3449001 and up
-40A	36761-035	LENS - Landing Light, Right	1	3449001 and up
45	414-736	SCREW - (MS24693-C28)	9	3449001 and up
-45A	508-007	WASHER	9	3449001 and up
55	36761-036	RETAINER ASSY	1	3449001 and up
60	85402-008	* RETAINER	1	3449001 and up
65	85402-009	* BUSHING	3	3449001 and up
70	402-765	BOLT - (NAS428-3-16)	3	3449001 and up
-70A	487-456	SPRING - (64704-00)	3	3449001 and up
75	472-071	LAMP - 28 VDC	1	3449001 and up
80	415-514	SCREW - (MS35206-234)	3	3449001 and up
85	85402-016	BACKPLATE - Left	1	3449001 and up
-85A	85402-010	BACKPLATE - Right	1	3449001 and up
90	36761-032	BAFFLE - Left	1	3449001 and up
-90A	36761-033	BAFFLE - Right	1	3449001 and up
95	63186-038	MOULDING	1	3449001 and up
100	63186-039	MOULDING	1	3449001 and up

- ITEM NOT ILLUSTRATED

When ordering, always specify Part Number, Description, and Serial Number of Aircraft

Revised: September 10, 2008

PIPER AIRCRAFT, INC.
PA-34-220T
AIRPLANE PARTS CATALOG

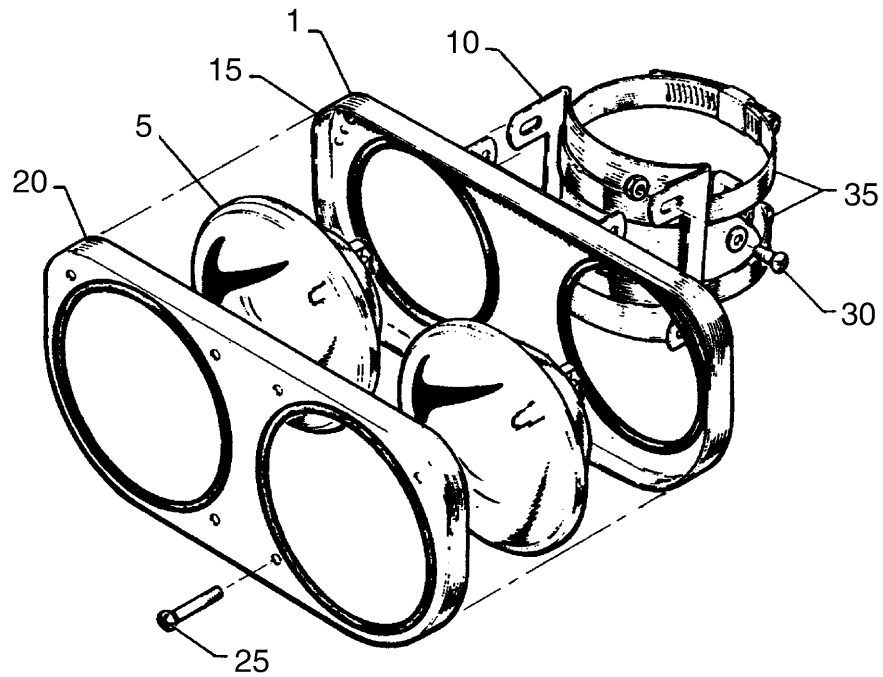


Figure 93A. Landing Taxi Light Assembly

PIPER AIRCRAFT, INC.
PA-34-220T
AIRPLANE PARTS CATALOG

Figure and Index Number	Part Number	Nomenclature	No. Req.	Serial Numbers Affected
93A	39460 (S)	DRAWING - Nose Gear Installation		
1	96240-003	LIGHT ASSY - Landing Taxi (See Figure 24 for NHA)	REF	
5	472-071	* LAMP - Landing Taxi Light	2	
10	43020-002	* BRACKET - Taxi Light Assy	1	
15	96241-002	* PLATE ASSY - Taxi Light	1	
20	43022-000	* PLATE ASSY - Landing/Taxi Light Face	1	
25	415-628	* SCREW - (MS35206-328)	6	
30	415-519	* SCREW - (MS35206-229)	4	
-30A	690-640	* WASHER - (NAS1149FN632P)	8	
-30B	404-528	* NUT - (MS21042-06)	4	
35	554-569	CLAMP	2	

- ITEM NOT ILLUSTRATED

When ordering, always specify Part Number, Description, and Serial Number of Aircraft

PIPER AIRCRAFT, INC.
PA-34-220T
AIRPLANE PARTS CATALOG

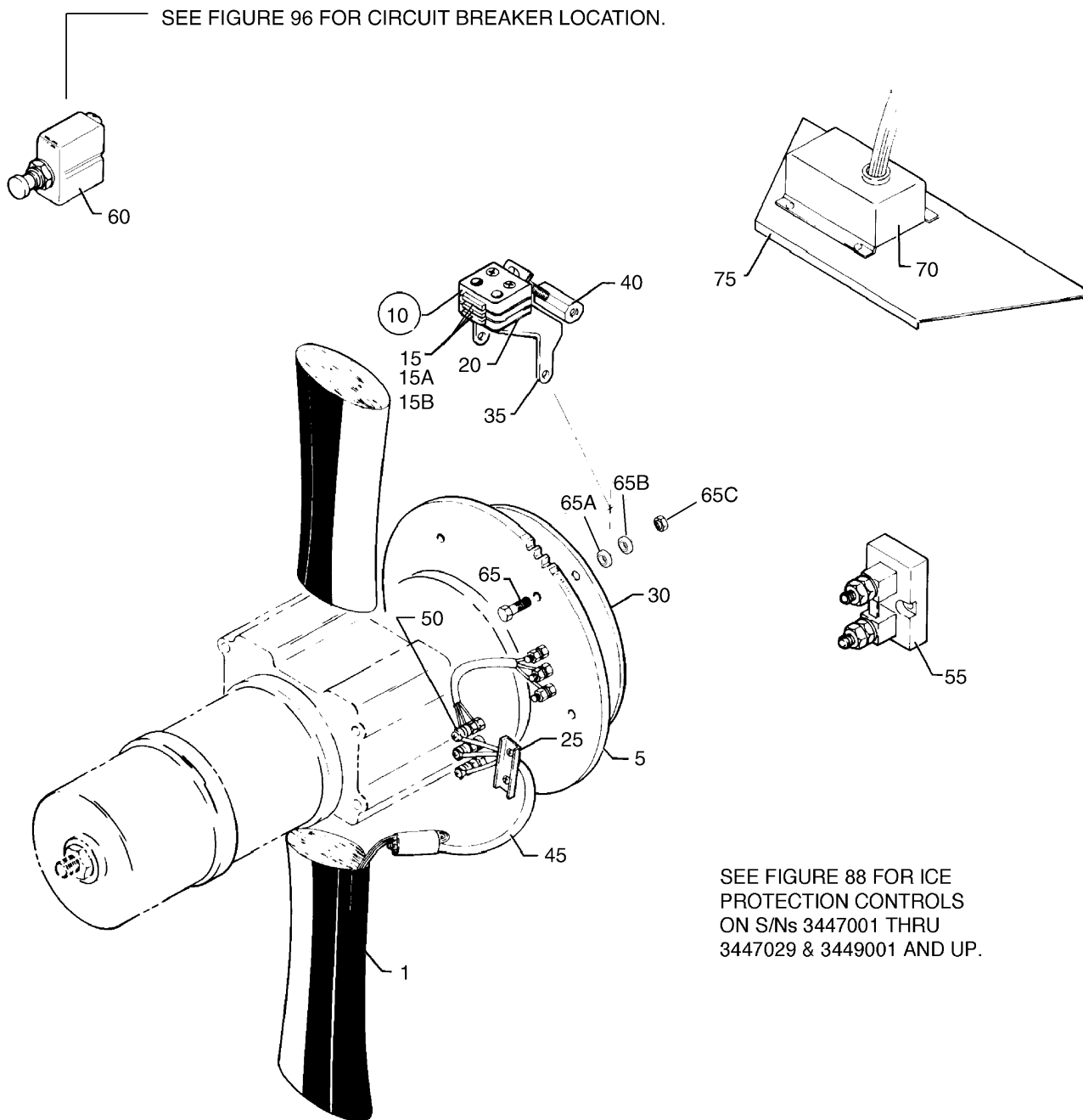


Figure 94. Two Blade Propeller Electric Deicer Installation

PIPER AIRCRAFT, INC.
PA-34-220T
AIRPLANE PARTS CATALOG

Figure and Index Number	Part Number	Nomenclature	No. Req.	Serial Numbers Affected
94	89426 (J) 100735 (G)	DRAWING - Propeller Ice Protection System Installation DRAWING - Propeller Ice Protection System Installation		3447001 thru 3447029 3449001 and up
1	766-853	BOOT - Propeller Deicer, Left (4E1601-10) (Reference Piper Service Letter #1086, - latest revision.)	2	3447001 thru 3447029
1	758-593	PROP - Deicer, Left (4E2271-10) (Reference Piper Service Letter #1086, - latest revision.)	2	3449001 and up
-1A	758-686	BOOT - Propeller Deicer, Right (4E1188-10) (Reference Piper Service Letter #1086, - latest revision.)	2	3447001 thru 3447029
-1A	758-568	PROP - Deicer, Right (4E2200-10) (Reference Piper Service Letter #1086, - latest revision.)	2	3449001 and up
5	484-853	SLIP RING ASSY - (4E1923-3)	2	3447001 thru 3447029
10	758-431	MODULAR BRUSH BLOCK ASSY - (3E2042-1)	2	3447001 thru 3447029
10	758-462	MODULAR BRUSH ASSY - (3E2062-2)	2	3449001 and up
-15	758-434	* BRUSH MODULE ASSY - (3E2011-1)	1	
-15A	758-435	* BRUSH MODULE ASSY - (3E2011-2)	1	
-15B	758-436	* BRUSH MODULE ASSY - (3E2011-3)	1	
20	486-557	SHIM - (1E1157)	4	
25	554-637	CLIP - Lead (3E1271-2)	4	
30	690-502	MOUNTING PLATE - Split (4E3172)	4	3449001 and up
30	475-177	MOUNTING PLATE - Split (4E2058)	4	3447001 thru 3447029
35	453-452	BRACKET - Brush Block Mounting (4E2032)	2	3447001 thru 3447029
40	587-702	ARM ASSY - Support (3E1935)	2	3447001 thru 3447029
45	755-338	WIRE HARNESS - Deicer, Left (4E1967-3)	2	3447001 thru 3447029
-45A	755-339	WIRE HARNESS - Deicer, Right (4E2235-3)	2	3447001 thru 3447029
-45B	755-335	WIRE HARNESS - Deicer, Left and Right (3E2050-1)	4	3449001 and up
50	453-996	BUSHING - (2E1260) (Use only 8 on 3449001 and up)	24	
-50A	415-523	SCREW - (MS35206-233)	12	3447001 thru 3447029
-50B	408-042	WASHER - (MS35333-37) (Use only 12 on 3449001 and up)	36	
-50C	404-593	NUT - (AN340B6)	AR	3449001 and up
-50C	477-819	NUT - (MS35649-65)	24	3447001 thru 3447029
55	486-636	SHUNT - Ammeter 30 amp (MS91586-1)	1	
60	564-002	CIRCUIT BREAKER - Prop Deice 15 amp	1	3449001 and up
60	454-764	CIRCUIT BREAKER - Prop Deice	1	3447001 thru 3447029
65	400-003	BOLT - (AN4-6A)	12	3449001 and up
65	758-559	BOLT - (1/4 28 UNF3)	12	3447001 thru 3447029
65A	756-664	WASHER - (4-M-52)	12	
65B	690-642	WASHER - (NAS1149C0432R)	12	3449001 and up
65C	404-561	NUT - (MS21045-4)	12	3447001 thru 3447029
65C	406-945	NUT - (NAS679A4W)	12	3449001 and up
70	761-990	TIMER - Propeller Deicer (3E1150-10)	1	3447001 thru 3447029
70	762-006	TIMER - Propeller Deicer (3E1964-3)	1	3449001 and up
75	37710-000	BRACKET - Timer Mounting	1	

- ITEM NOT ILLUSTRATED

When ordering, always specify Part Number, Description, and Serial Number of Aircraft

Revised: September 10, 2008

PIPER AIRCRAFT, INC.
PA-34-220T
AIRPLANE PARTS CATALOG

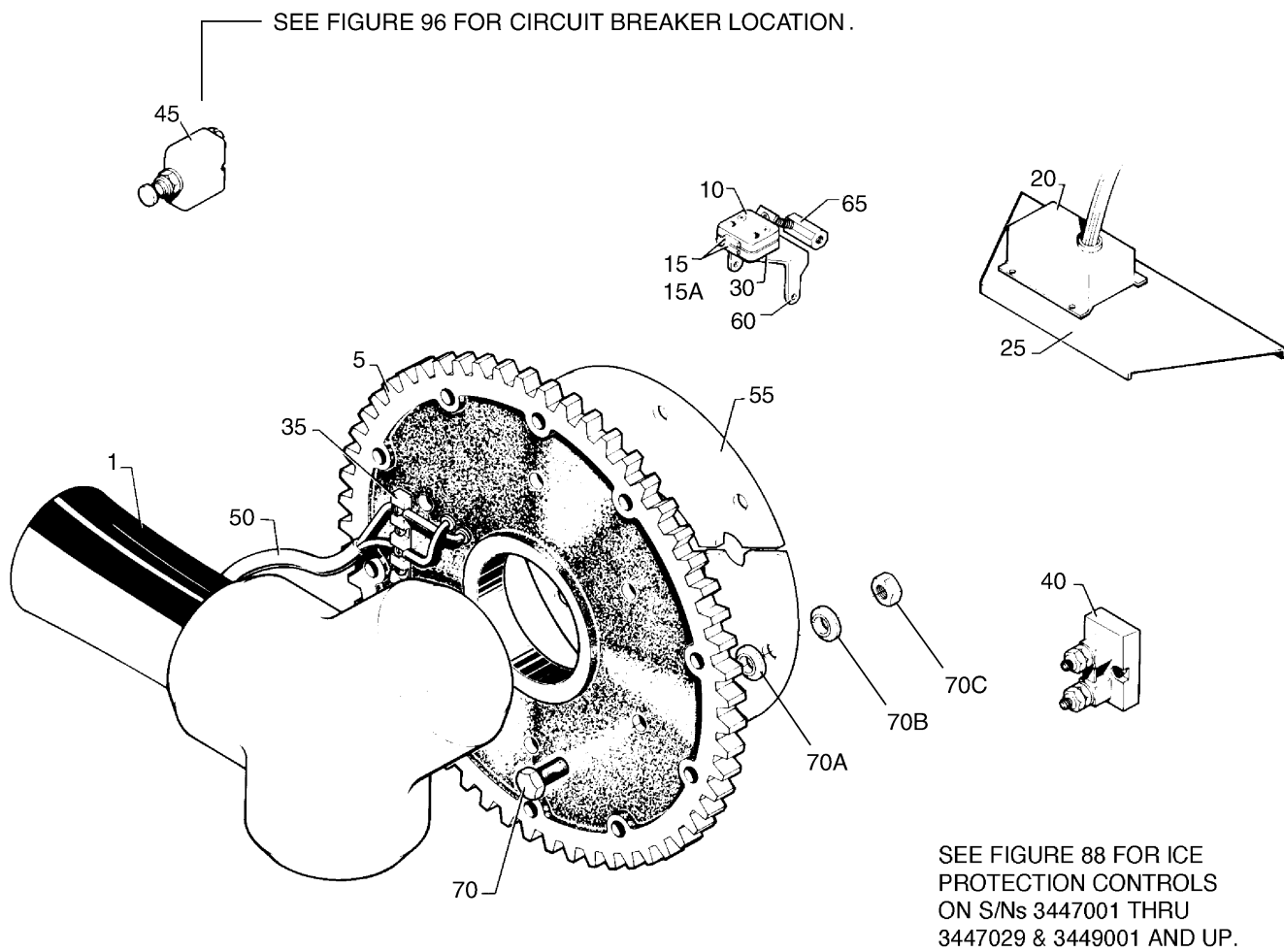


Figure 95. Three Blade Propeller Electric Deicer Installation

PIPER AIRCRAFT, INC.
PA-34-220T
AIRPLANE PARTS CATALOG

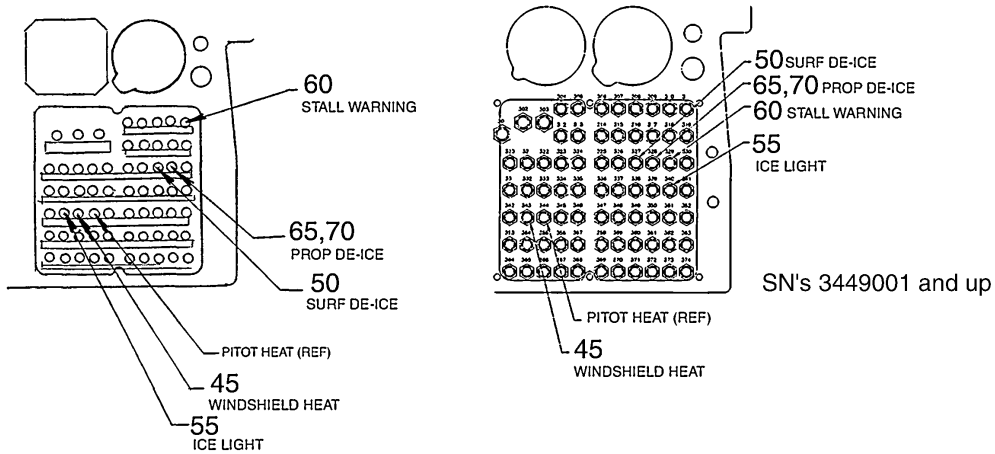
Figure and Index Number	Part Number	Nomenclature	No. Req.	Serial Numbers Affected
95	89426 (J) 100735 (G)	DRAWING - Propeller Ice Protection System Installation DRAWING - Propeller Ice Protection System Installation		3447001 thru 3447029 3449001 and up
1	758-593	BOOT - Propeller Deicer, Left (4E2271-10) (Reference Piper Service Letter #1086, - latest revision.)	3	
-1A	758-568	BOOT - Propeller Deicer, Right (4E2200-10) (Reference Piper Service Letter #1086, - latest revision.)	3	
5	767-237	SLIP RING ASSY - (4E3177)	2	3449001 and up
5	762-376	SLIP RING ASSY - (4E2362)	2	3447001 thru 3447029
10	758-462	MODULAR BRUSH ASSY - (3E2062-2)	2	
15	758-435	* BRUSH MODULE ASSY - (3E2011-2)	1	
15A	758-436	* BRUSH MODULE ASSY - (3E2011-3)	1	
20	762-006	TIMER - Propeller deicer (3E1964-3)	1	
25	37710-000	BRACKET - Timer Mounting	1	
30	486-557	SHIM - (1E1157)	2	
35	762-375	STRIP - Terminal (1E1150-3)	6	
40	486-636	SHUNT - Ammeter (MS91586-1) 30 amp	1	
45	454-797	CIRCUIT BREAKER - Prop Deice 20 amp	1	3449001 and up
45	454-763	CIRCUIT BREAKER - Prop Deice	1	3447001 thru 3447029
50	755-302	HARNESS - Deicer, 3 blade prop (3E2092-5)	6	3447001 thru 3447029
50	755-379	HARNESS - Deicer, 3 blade prop (3E3158-1)	6	3449001 and up
55	475-177	PLATE - Mounting, split (4E2058)	4	3447001 thru 3447029
55	690-502	PLATE - Mounting, split (4E3172)	4	3449001 and up
60	453-452	MOUNTING BRACKET - Brush (4E2032)	2	3447001 thru 3447029
65	587-702	ARM ASSY - Support (3E1935)	2	3447001 thru 3447029
70	758-559	BOLT - (1/4 28UNF3)	12	3447001 thru 3447029
70	400-003	BOLT - (AN4-6A)	12	3449001 and up
70A	756-664	WASHER - (4-M-52)	12	
70B	690-642	WASHER - (NAS1149C0432R)	12	3449001 and up
70C	406-945	NUT - (NAS679A4W)	12	

- ITEM NOT ILLUSTRATED

When ordering, always specify Part Number, Description, and Serial Number of Aircraft

Revised: March 10, 2009

PIPER AIRCRAFT, INC.
PA-34-220T
AIRPLANE PARTS CATALOG



SN's 3447001 thru 3447029

SEE FIGURE 88 FOR ICE PROTECTION CONTROLS ON S/Ns 3447001 THRU 3447029 & 3449001 AND UP.

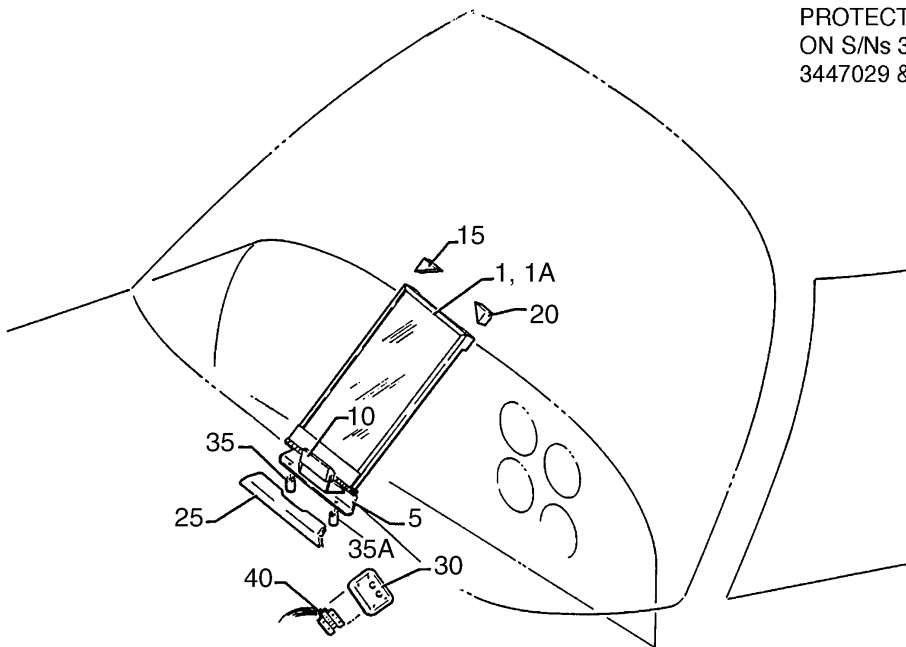


Figure 96. Heated Glass Panel Installation

PIPER AIRCRAFT, INC.
PA-34-220T
AIRPLANE PARTS CATALOG

Figure and Index Number	Part Number	Nomenclature	No. Req.	Serial Numbers Affected
96	85186 (AC) 87291 (S) 101156	DRAWING - Ice Protection System Installation DRAWING - Wing Ice Light and Stall Warning Installation DRAWING - De-Ice Panel Installation - RH Windshield		
1	78148-002	PANEL ASSY - Heated Glass, Complete	1	3447001 thru 3447029; 3449001 thru 3449043, 3449046, 3449049 and up
1	78148-003	PANEL ASSY - Heated Glass, Complete (optional)	1	3449044, 3449045, 3449047, 3449048
1A	31638-008	* PANEL ASSY	1	3447001 thru 3447029; 3449001 thru 3449043, 3449046, 3449049 and up
1A	31638-010	* PANEL ASSY - (optional)	1	3449044, 3449045, 3449047, 3449048
5	31997-000	** PLATE ASSY - Heated Glass Panel Hinge	1	
10	33034-000	** BLOCK - Rubber	1	
15	31637-002	** PLATE - Heated Glass Panel	1	
20	31637-003	** PLATE - Heated Glass Panel (Reference Piper Service Bulletin #1042, - latest revision.)	1	
25	78180-002	SKIRT - Glass Panel, Hinge	1	
30	87429-002	PLATE ASSY - Heated Glass Receptacle	1	
35	63900-177	BUSHING	1	
35A	63900-178	BUSHING	1	
40	83711-002	RECEPTACLE ASSY - Windshield Panel	1	3449001 and up
45	564-002	CIRCUIT BREAKER (15 amp) - Windshield Heat	1	
50	454-732	CIRCUIT BREAKER (10 amp) - Surf De-Ice	1	
55	454-738	CIRCUIT BREAKER (5 amp) - Ice Light	1	
60	564-002	CIRCUIT BREAKER (15 amp) - Stall Warning	1	
65	454-764	CIRCUIT BREAKER - Prop De-ice (2-blade)	REF	3447001 thru 3447029
65	564-002	CIRCUIT BREAKER - (20 amp) Prop De-ice (2-blade)	REF	3449001 and up
70	454-797	CIRCUIT BREAKER - (20 amp) Prop De-ice (3-blade)	REF	3449001 and up
70	454-763	CIRCUIT BREAKER - Prop De-ice (3-blade)	REF	3447001 thru 3447029

- ITEM NOT ILLUSTRATED

When ordering, always specify Part Number, Description, and Serial Number of Aircraft

Revised: March 10, 2009

**PIPER AIRCRAFT, INC.
PA-34-220T
AIRPLANE PARTS CATALOG**

THIS PAGE INTENTIONALLY LEFT BLANK

**PIPER AIRCRAFT, INC.
PA-34-220T
AIRPLANE PARTS CATALOG**

**SECTION XIII
ELECTRONICS GROUP**

Revised: September 10, 2008

PIPER AIRCRAFT, INC.
PA-34-220T
AIRPLANE PARTS CATALOG

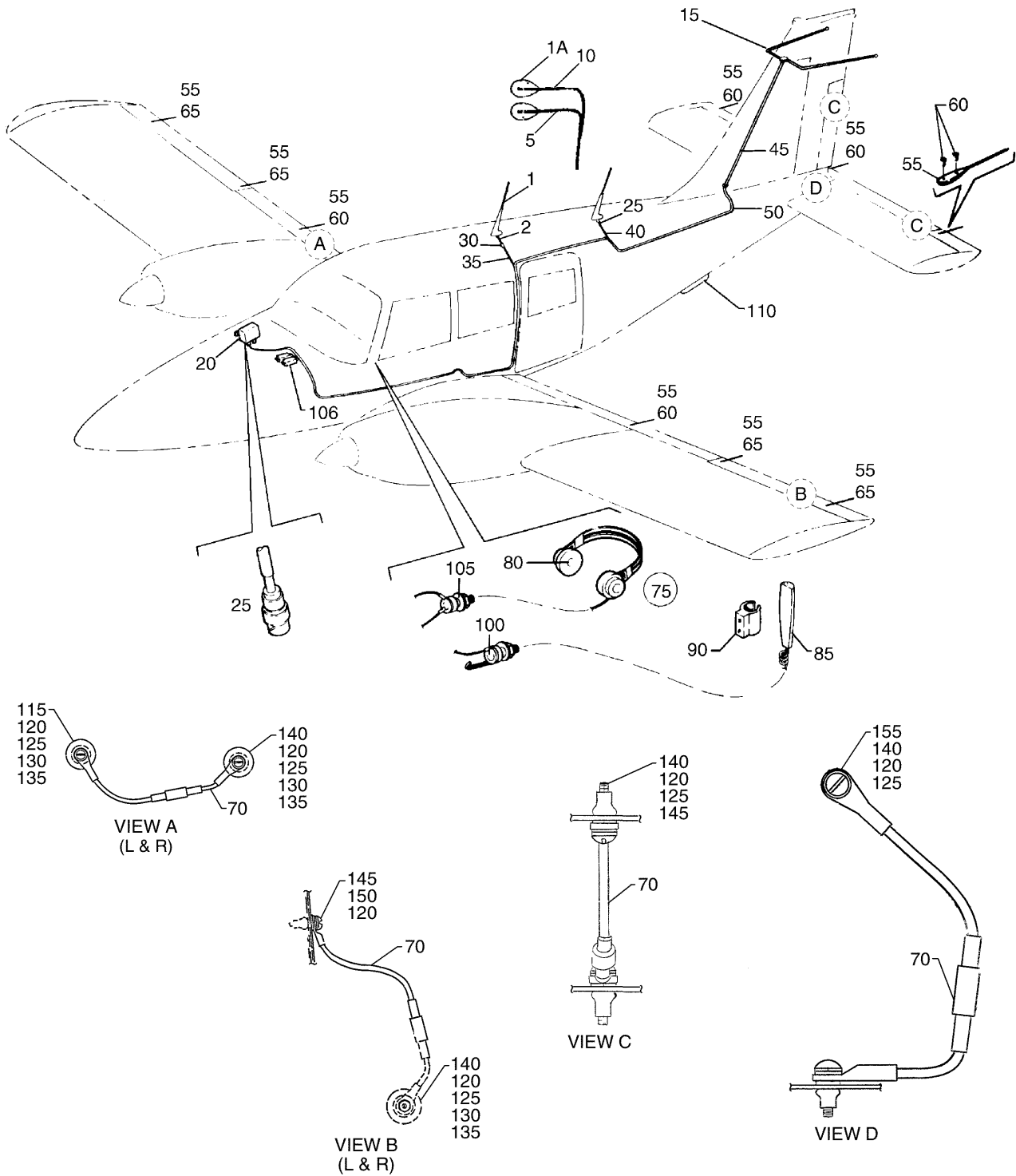


Figure 97. Radio Antenna System and Static Wicks Installation

PIPER AIRCRAFT, INC.
PA-34-220T
AIRPLANE PARTS CATALOG

Figure and Index Number	Part Number	Nomenclature	No. Req.	Serial Numbers Affected
97	06305 (BF) 87275 (C)	DRAWING - Avionics Optional Equipment Installation DRAWING - Radio Antenna System Installation		3447001 thru 3447029; 3449001 thru 3449151 3449152 and up
	101273 (E) 69667 (M) 79036 (S) 39777 (E) 101007 (B)	DRAWING - GPS Antenna Installation DRAWING - Static Wick and Electrical Bonding Installation DRAWING - System Kit Side Console Mic and Headphone Installation DRAWING - King KMA System Installation DRAWING - Audio Amp/Intercom Installation		3447001 thru 3447029 3447001 thru 3447029; 3449001 thru 3449151 3449152 and up
	101385 (C) 39737 (C) 101814 (M)	DRAWING - Audio Amp/Intercom Installation DRAWING - Marker Beacon Installation DRAWING - Avionics System Installation		3449311, 3449323 and up (with Entegra)
1	596-664	ANTENNA - VHF Communication (Comm-2)	2	3447001 thru 3447029; 3449001 thru 3449151
1A	683-721	ANTENNA KIT - (010-10040-01) Garmin	2	3449152 thru 3449397
1A	683-745	ANTENNA KIT - GA35 (GPS) Garmin	2	3449398 and up (Entegra/WAAS)
2	101771-012	COAX ASSY - Cplr to Ant.	1	3449311, 3449323 and up (with Entegra)
5	101265-005	COAX ASSY - GNS-430 GPS#1	1	3449152 thru 3449310, 3449312 and up (without Entegra)
5	102302-003	COAX ASSY - GPS #1	1	3449311, 3449323 and up (with Entegra)
5	101918-011	COAX ASSY - GPS #1	1	3449398 and up (Entegra/WAAS)
10	101266-004	COAX ASSY - GNS-430 GPS#2	1	3449152 thru 3449310, 3449312 and up (without Entegra)
10	102303-003	COAX ASSY - GPS#2	1	3449311, 3449323 and up (with Entegra)
10	101918-012	COAX ASSY - GPS#2	1	3449398 and up (Entegra/WAAS)
15	451-802	ANTENNA ASSY - Omni Receiving (19-2053-1)	1	3447001 thru 3447029; 3449001 thru 3449151
20	556-753	COUPLER - Dual Nav-Com with Dual Glide Slope (CI-1125)	1	3447001 thru 3447029; 3449001 thru 3449151
25	581-043	CONNECTOR - BNC Type (2-329082-1)	2	3447001 thru 3447029; 3449001 thru 3449151
30	555-786	CONNECTOR - BNC Type (331175)	1	3447001 thru 3447029; 3449001 thru 3449151
35	99610-000	CABLE ASSY - Transmitting	1	3447001 thru 3447029; 3449001 thru 3449151
40	99610-002	CABLE ASSY - Transmitting	1	3447001 thru 3447029; 3449001 thru 3449151
45	65192-013	CABLE ASSY - Receiving	1	3447001 thru 3447029; 3449001 thru 3449151
50	38390-002	CABLE ASSY - Antenna	1	3447001 thru 3447029; 3449001 thru 3449151
55	494-678	WICK - Static (SW10-96)	9	
60	415-520	SCREW - (MS35206-230)	10	
-60A	407-041	WASHER - (MS35338-41)	10	
-60B	603-374	RIVNUT - (MS27130S7K)	6	
65	415-521	SCREW - (MS35206-231)	8	
-65A	407-041	WASHER - (MS35338-41)	8	
-65B	603-374	RIVNUT - (MS27130S7K)	8	
70	469-600	JUMPER ASSY - Lightning Protection (MS25083-3AA6)	7	
75	68856-012	MICROPHONE AND HEADPHONE KIT	1	
80	464-362	* HEADPHONE - (61650-03)	1	3447001 thru 3447029; 3449001 thru 3449041
80	692-205	* HEADPHONE - (5161A Airman 760)	1	3449042 and up
85	474-642	* MICROPHONE - (Telex 62800-001)	1	

Revised: December 10, 2009

PIPER AIRCRAFT, INC.
PA-34-220T
AIRPLANE PARTS CATALOG

Figure and Index Number	Part Number	Nomenclature	No. Req.	Serial Numbers Affected
97-				
90	565-523	* HOLDER - Microphone (Telex 64022-000)	1	
-95	101384-002	HARNES ASSY - Audio Amp Intercom	1	3449152 and up
-95	83399-003	HARNES ASSY - Audio (Dual Boom Mic)	1	3447001 thru 3447029
-95	101008-002	HARNES ASSY - Audio Amp Intercom	1	3447001 thru 3447029; 3449001 thru 3449151
100	468-002	* JACK - MIC (S12B)	2	
105	468-006	* JACK - Phone (11)	2	
106	686-822	* RELAY - Dual Boom Mic (HE422C2450)	2	3447001 thru 3447029
110	597-893	ANTENNA - Marker Beacon	1	
115	415-518	SCREW - (MS35206-228)	2	
120	407-041	WASHER - (MS35338-41)	AR	
125	690-639	WASHER - (NAS1149FN616P)	AR	
130	690-652	WASHER - (NAS1149DN616H)	4	
135	404-528	NUT - (MS21042-06)	AR	
140	415-521	SCREW - (MS35206-231)	AR	
145	603-374	RIVNUT - (MS27130S7K)	AR	
150	415-520	SCREW - (MS35206-230)	2	
155	506-903	RIVNUT - (MS27130S8K)	1	
-160	601-203	RECEIVER - ADF (Honeywell)	REF	3449311, 3449323 and up (Entegra/WAAS)
165	598-184	ANTENNA - ADF (Honeywell)	1	3449311, 3449323 and up (Entegra/WAAS)
-165A	39808-002	DOUBLER ASSY - King KR87 ADF Ant.	1	3449311, 3449323 and up (Entegra/WAAS)

- ITEM NOT ILLUSTRATED

When ordering, always specify Part Number, Description, and Serial Number of Aircraft

Revised: December 10, 2009

**PIPER AIRCRAFT, INC.
PA-34-220T
AIRPLANE PARTS CATALOG**

THIS PAGE INTENTIONALLY LEFT BLANK

PIPER AIRCRAFT, INC.
PA-34-220T
AIRPLANE PARTS CATALOG

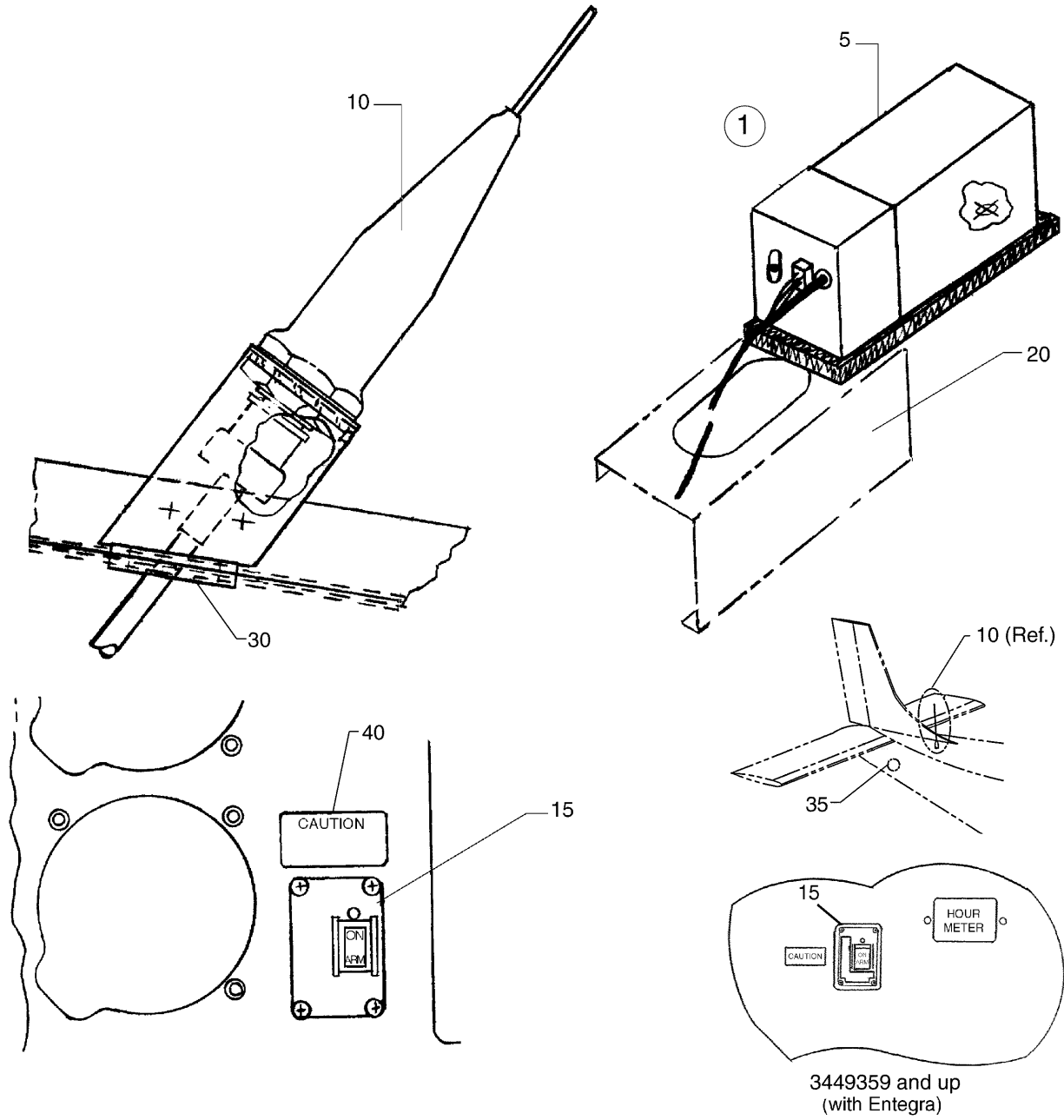


Figure 98. (ELT 110-4/ME-406) Installation

PIPER AIRCRAFT, INC.
PA-34-220T
AIRPLANE PARTS CATALOG

Figure and Index Number	Part Number	Nomenclature	No. Req.	Serial Numbers Affected
98	06327 (AC)	DRAWING - ELT Installation (110-4)		3447001 thru 3447029; 3449001 thru 3449358
	106648	DRAWING - ELT Installation with Entegra (ME-406)		3449359 and up
1	599-515	KIT - ELT 110-4 (with caution placard)	1	
1	651-673	KIT - ELT 110-4 (optional, without xmitter)	1	
1	601-255	KIT - ELT Radio (ME-406)	1	3449359 and up
5	762-128	* TRANSMITTER - ELT (includes mounting bracket) (453-0150)	1	
5	--- ---	* MAIN ASSY - (453-6603)	1	3449359 and up
-5A	758-696	** BATTERY PACK - Replacement (452-0130) (Reference Piper Service Bulletin #1020, - latest revision.)	1	
10	763-063	* ANTENNA - Whip, with inductor (110-324)	1	
10	--- ---	* ANTENNA - Whip (110-773)	1	3449359 and up
15	766-712	* REMOTE SWITCH KIT - (455-6196)	1	
-15A	--- ---	** REMOTE SWITCH - ELT (345-6196)	1	3449359 and up
20	99887-007	BRACKET ASSY - Emergency Locator Transmitter	1	
-25	06311-010	HARNESS ASSY	1	3447001 thru 3447029 3449001 thru 3449358
-25	106644-009	HARNESS ASSY	1	3449359 and up (with Entegra)
30	78740-002	DOUBLER	1	
35	35669-105	PLACARD - ELT Located Behind Panel (583-102)	1	
40	--- ---	PLACARD - Caution (591-0427, Part of 455-6196 kit)	REF	

- ITEM NOT ILLUSTRATED

When ordering, always specify Part Number, Description, and Serial Number of Aircraft

Revised: September 10, 2008

PIPER AIRCRAFT, INC.
PA-34-220T
AIRPLANE PARTS CATALOG

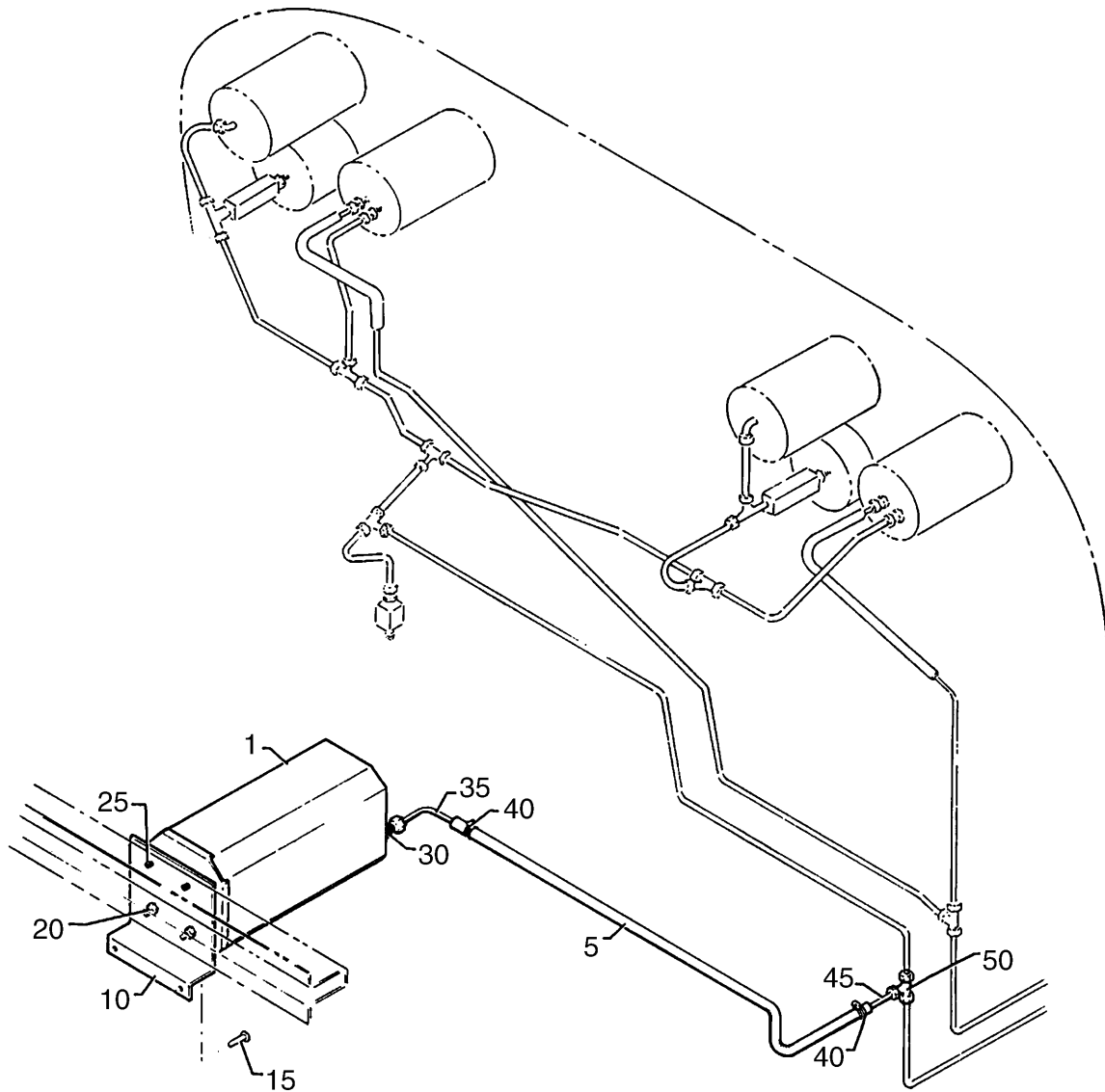


Figure 99. Encoder Installation (Narco AR 850)

PIPER AIRCRAFT, INC.
PA-34-220T
AIRPLANE PARTS CATALOG

Figure and Index Number	Part Number	Nomenclature	No. Req.	Serial Numbers Affected
99	06305 (BF) 37814 (H)	DRAWING - Avionics Optional Equipment Installation DRAWING - Encoder Installation (Narco AR 850)		3447001 thru 3447029; 3449001 thru 3449195
1	599-012	ALTITUDE REPORTER - Narco AR 850	1	
5	63913-115	HOSE	1	
10	37813-002	PLATE ASSY - Mounting	1	
15	415-520	SCREW - (MS35206-230)	2	
-15A	404-528	NUT - (MS21042-06)	2	
20	415-519	SCREW - (MS35206-229)	2	
25	419-648	SCREW - (6 3/8, type B)	2	
30	476-647	UNION - (AN816-3D)	1	
35	63211-000	TUBE ASSY - Altitude Reporter	1	
40	554-861	CLAMP	2	
45	79636-004	TUBE ASSY - Altitude Reporter	1	
50	488-315	TEE - (AN824-3D)	1	

- ITEM NOT ILLUSTRATED

When ordering, always specify Part Number, Description, and Serial Number of Aircraft

Revised: September 10, 2008

PIPER AIRCRAFT, INC.
PA-34-220T
AIRPLANE PARTS CATALOG

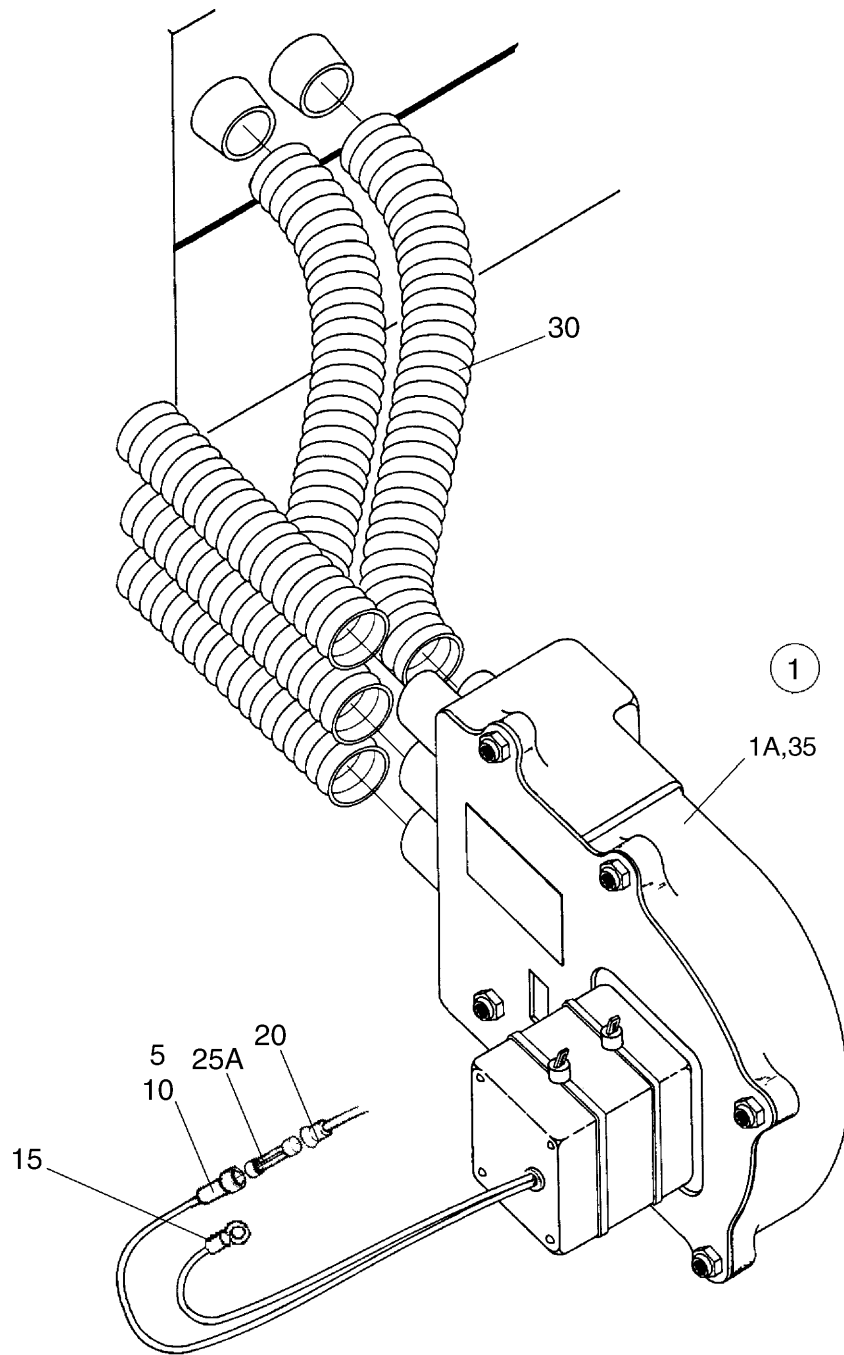


Figure 100. Avionics Cooling Installation (Typical)

**PIPER AIRCRAFT, INC.
PA-34-220T
AIRPLANE PARTS CATALOG**

Figure and Index Number	Part Number	Nomenclature	No. Req.	Serial Numbers Affected
100	06305 (BF)	DRAWING - Avionics Optional Equipment Installation		3447001 thru 3447029; 3449001 thru 3449151
	06272 (Z)	DRAWING - Autopilot Flt Director King KAP 150/KFC 150 Installation		3447001 thru 3447029; 3449001 thru 3449151
	83377 (B)	DRAWING - Avionics Cooling Installation		3447001 thru 3447029; 3449001 thru 3449151
	101319	DRAWING - Avionics Cooling Blower Installation (optional)		3449152 thru 3449160, 3449162 thru 3449177
	104423	DRAWING - Avionics Cooling Blower Installation (optional)		3449161, 3449178 and up (without Entegra)
	101814	DRAWING - Avionics System Installation		3449311, 3449323 and up (with Entegra/WAAS)
1	83377-003	BLOWER ASSY	1	3447001 thru 3447029; 3449001 thru 3449151
1A	598-930	* BLOWER - (KA33) Honeywell	1	
5	565-375	* HOUSING - (1-4803-51-0)	1	
10	480-656	* PIN	1	
15	488-454	* TERMINAL	1	
20	565-376	SOCKET HOUSING	1	3447001 thru 3447029; 3449001 thru 3449151
-25	86652-009	FUSE ASSY	1	3447001 thru 3447029; 3449001 thru 3449151
25A	461-629	* FUSE - (311005)	1	3447001 thru 3447029; 3449001 and up (without Entegra)
-25B	465-258	* FUSE HOLDER - (155020)	1	3447001 thru 3447029; 3449001 and up (without Entegra)
30	63633-135	HOSE	AR	
-30A	63633-136	HOSE - (GTX 330 Transponder)	1	3449311, 3449323 and up (Entegra/WAAS)
35	460-110	FAN - (4000020)	1	3449152 thru 3449160, 3449162 thru 3449177
35	460-113	FAN - (4000023-2)	1	3449161, 3449178 and up (without Entegra)
35	460-112	FAN - Avionics Cooling (4000022-002)	1	3449311, 3449323 and up (Entegra/WAAS)

- ITEM NOT ILLUSTRATED

When ordering, always specify Part Number, Description, and Serial Number of Aircraft

Revised: December 10, 2009

PIPER AIRCRAFT, INC.
PA-34-220T
AIRPLANE PARTS CATALOG

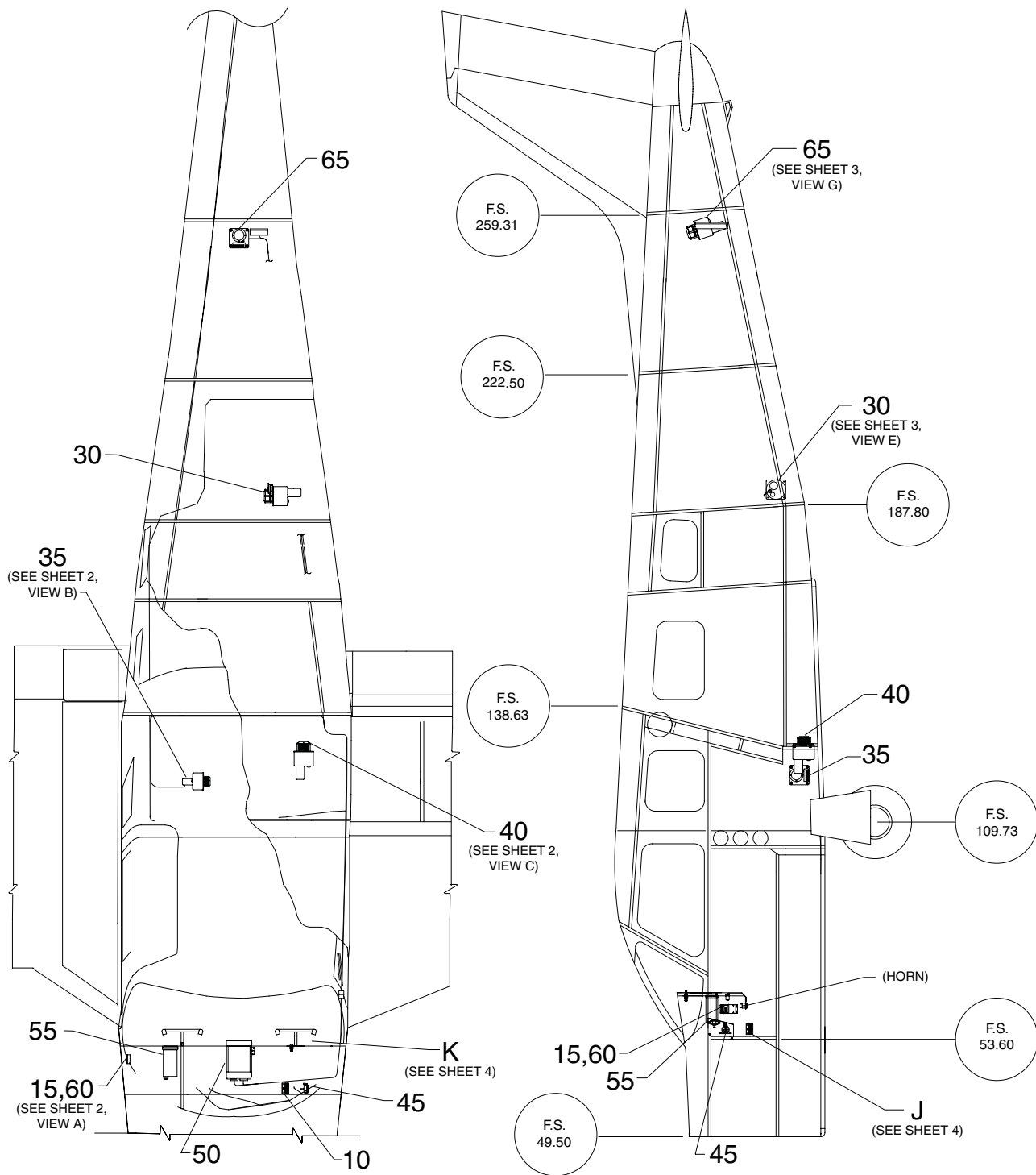


Figure 101. Autopilot Installation (with Entegra)
 Sheet 1 of 4

PIPER AIRCRAFT, INC.
PA-34-220T
AIRPLANE PARTS CATALOG

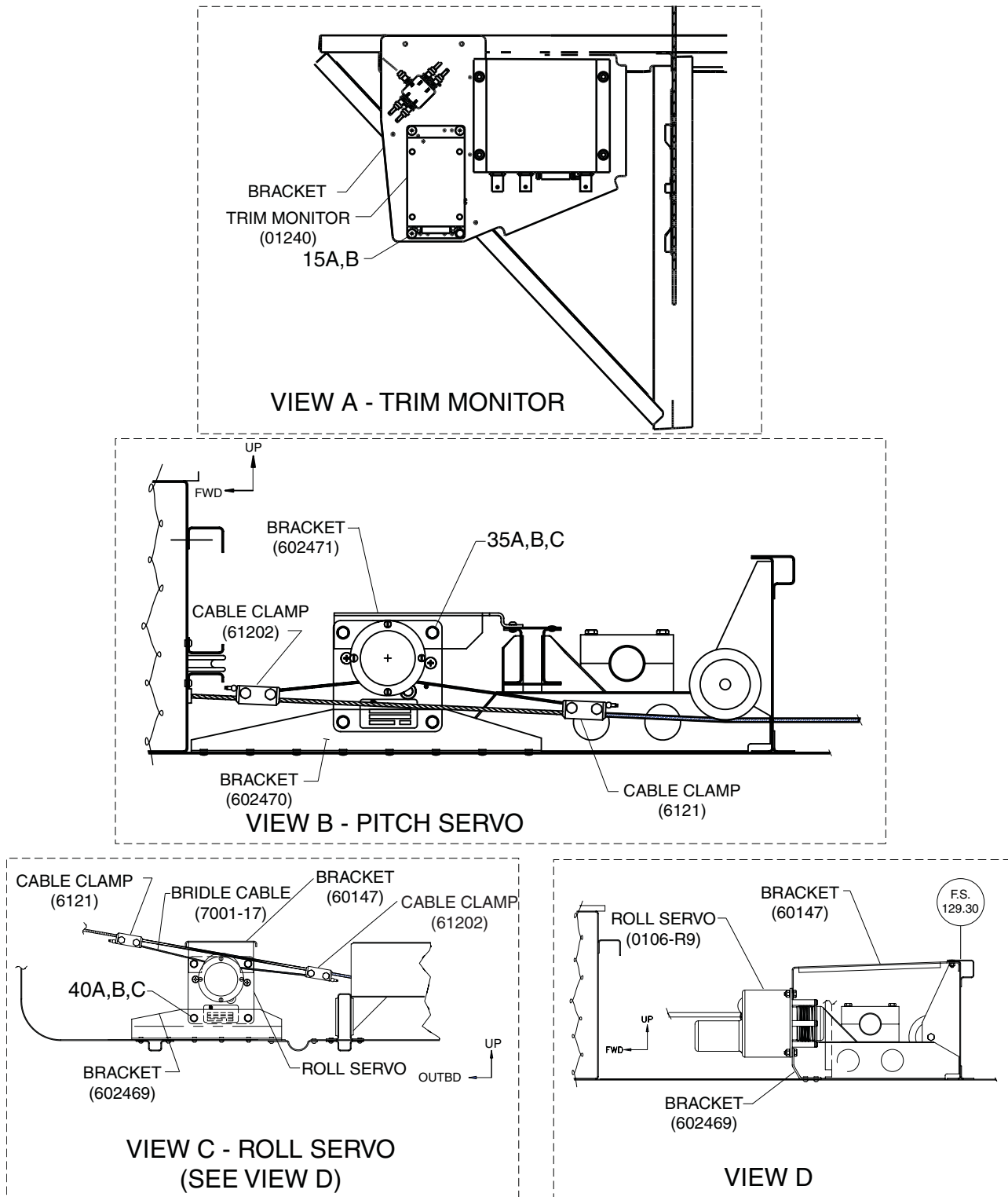


Figure 101. Autopilot Installation (with Entegra)
 Sheet 2 of 4

PIPER AIRCRAFT, INC.
PA-34-220T
AIRPLANE PARTS CATALOG

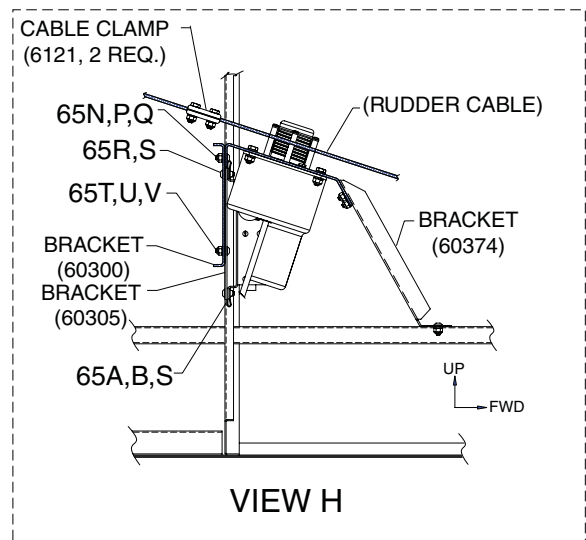
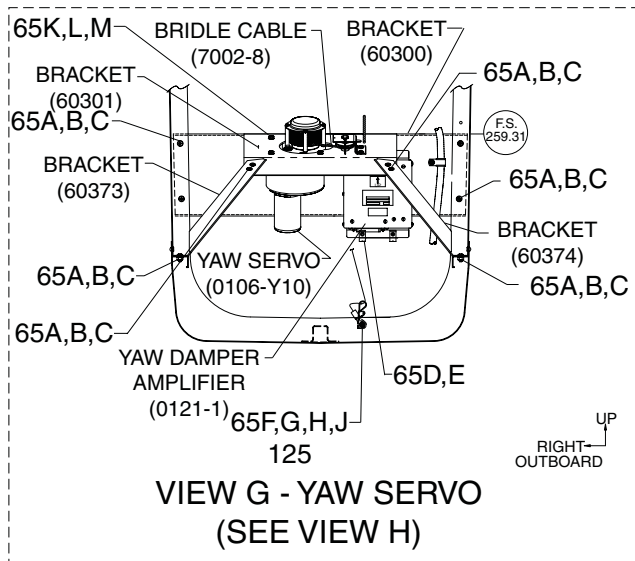
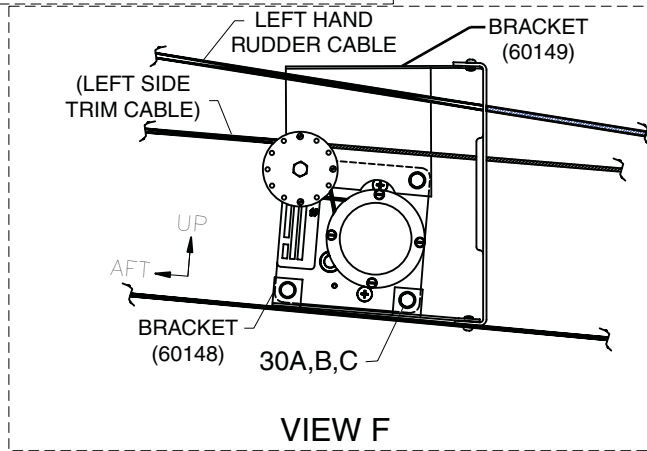
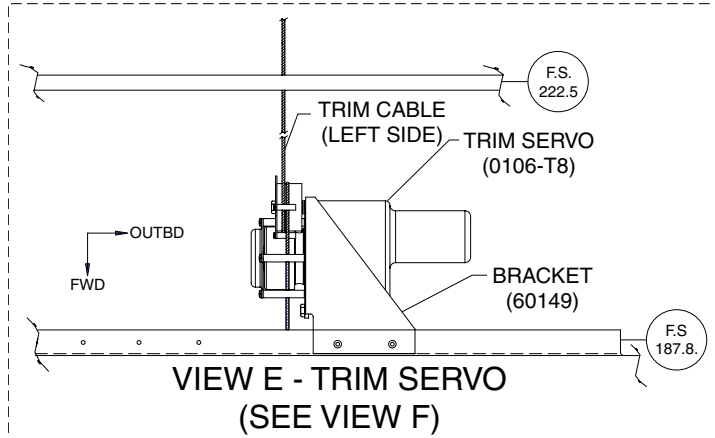


Figure 101. Autopilot Installation (with Entegra)
 Sheet 3 of 4

PIPER AIRCRAFT, INC.
PA-34-220T
AIRPLANE PARTS CATALOG

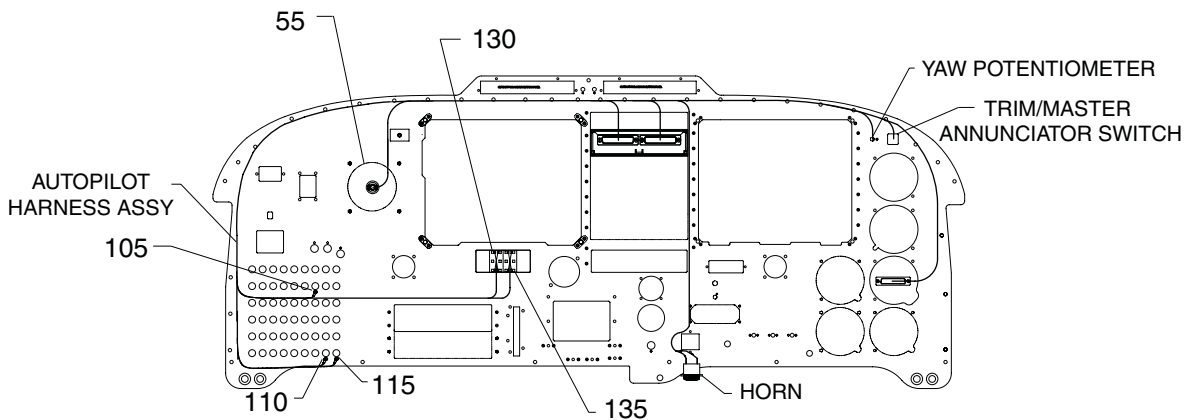
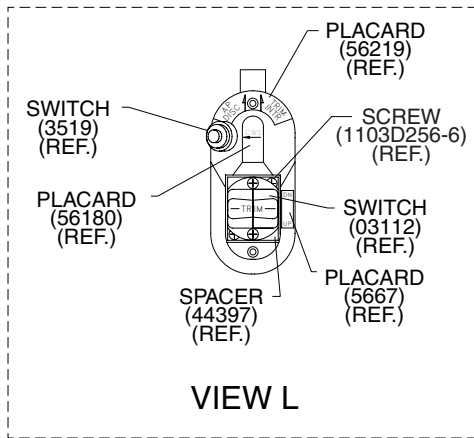
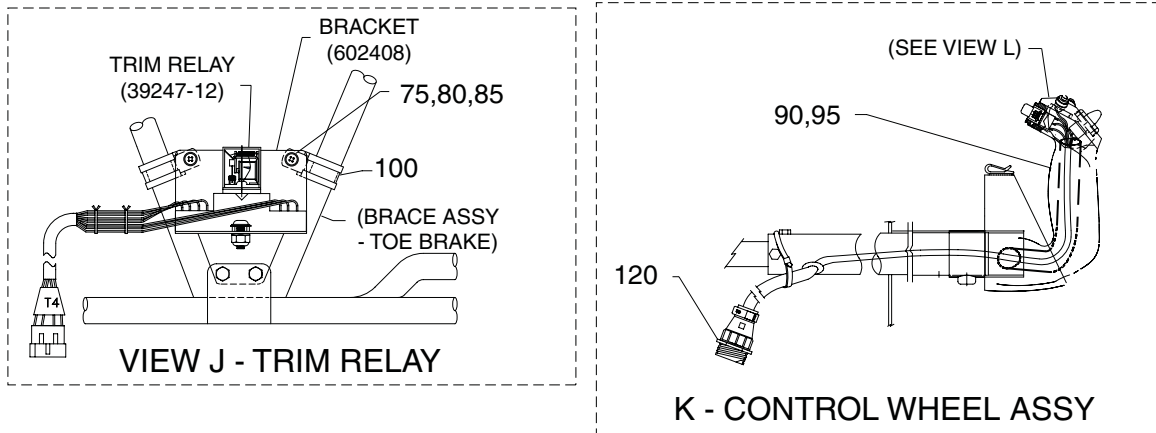


Figure 101. Autopilot Installation (with Entegra)
 Sheet 4 of 4

Revised: September 10, 2008

PIPER AIRCRAFT, INC.
PA-34-220T
AIRPLANE PARTS CATALOG

Figure and Index Number	Part Number	Nomenclature	No. Req.	Serial Numbers Affected
101	101817 (D)	DRAWING - Autopilot 55X System Installation (with Entegra)		3449311, 3449323 and up
-1	652-600	KIT - System 55X - (901419)	1	
-5	652-599	KIT - System 55X (901420) - with Yaw Damper	1	
10	652-603	* CABLE ASSY INSTALLATION KIT (901420-11) - with Yaw Damper	1	
15	651-989	* MONITOR/SONALERT INSTALLATION KIT - (90411-10)	1	
15A	415-513	* SCREW - (MS35206-226)	1	
15B	690-640	* WASHER - (NAS1149FN632P)	1	
-20	652-601	* PLACARDS & DOCUMENTATION KIT	1	
-25	651-986	* SWITCH INSTALLATION KIT (Control Wheel) - (90411-7)	1	
30	651-984	* TRIM SERVO INSTALLATION KIT - (90411-5)	1	
30A	401-266	* BOLT - (AN3-5A)	3	
30B	690-612	* WASHER - (NAS1149F0363P)	3	
30C	406-443	* NUT - (NAS679A3W)	3	
35	651-983	* PITCH SERVO INSTALLATION KIT - (90411-4)	1	
35A	690-612	* WASHER - (NAS1149F0363P)	4	
35B	406-443	* NUT - (NAS679A3W)	4	
35C	401-266	* BOLT - (AN3-5A)	4	
40	651-982	* ROLL SERVO INSTALLATION KIT - (90411-3)	1	
40A	690-612	* WASHER - (NAS1149F0363P)	1	
40B	406-443	* NUT - (NAS679A3W)	1	
40C	401-266	* BOLT - (AN3-5A)	1	
45	651-981	* TRANSDUCER INSTALLATION KIT - (90411-2)	1	
50	652-123	* PROGRAMMER COMPUTER INSTALLATION KIT - (901411-1)	1	
55	694-102	* TURN COORDINATOR - (6405-28L)	1	
60	652-602	* CABLE ASSY INSTALLATION KIT (901419-9) - without Yaw Damper	1	
65	651-985	* YAW SERVO/AMP INSTALLATION KIT (90411-6) - without Yaw Damper	1	
65A	416-300	* SCREW - (AN525-832R8)	2	
65B	690-616	* WASHER - (NAS1149FN832P)	2	
65C	406-625	* NUT - (NAS679A08)	2	
65D	406-709	* NUT	1	
65E	416-300	* SCREW - (AN525-832R8)	1	
65F	415-535	* SCREW - (MS35206-245)	1	
65G	408-105	* WASHER - (MS35335-31)	1	
65H	690-620	* WASHER - (NAS1149F0632P)	1	
65J	404-529	* NUT - (MS21042-08)	1	
65K	401-266	* BOLT - (AN3-5A)	4	
65L	690-612	* WASHER - (NAS1149F0363P)	4	
65M	406-443	* NUT - (NAS679A3W)	4	
65N	416-300	* SCREW - (AN525-832R8)	1	
65P	690-616	* WASHER - (NAS1149FN832P)	1	
65Q	406-625	* NUT - (NAS679A08)	1	
65R	416-300	* SCREW - (AN525-832R8)	2	
65S	406-709	* NUT	2	
65T	415-521	* SCREW - (MS35206-231)	2	
65U	690-616	* WASHER - (NAS1149FN832P)	2	
65V	406-625	* NUT - (NAS679A08)	2	
-70	651-977	KIT - System 55X (90492) - with optional copilot trim system	1	
75	690-616	* WASHER - (NAS1149FN832P)	2	
80	416-300	* SCREW - (AN525-832R8)	2	
85	404-529	* NUT - (MS21042-08)	2	
90	101117-016	CONTROL WHEEL ASSY - (Pilot)	1	
95	101117-020	CONTROL WHEEL ASSY - (Copilot)	1	
100	454-868	CLAMP - with optional copilot elect. trim	2	
105	454-736	CIRCUIT BREAKER - Turn Coordinator	1	

- ITEM NOT ILLUSTRATED

When ordering, always specify Part Number, Description, and Serial Number of Aircraft

PIPER AIRCRAFT, INC.
PA-34-220T
AIRPLANE PARTS CATALOG

Figure and Index Number	Part Number	Nomenclature	No. Req.	Serial Numbers Affected
101-				
110	454-738	CIRCUIT BREAKER - Autopilot	1	
115	454-766	BREAKER - Trim	1	
120	554-613	CLAMP - (206070-1)	1	
125	487-608	STRAP - with Yaw Damper	1	
130	688-298	YAW DAMPER SWITCH - (8941K700)	1	
-130A	PS50200-066	COVER/CAP - YAW DAMPER SWITCH (602-503)	1	
135	101316-002	SWITCH ASSY - FD/AP	1	
-135A	602-500	* FD/AP MASTER SWITCH - (8941K1005)	1	
-135B	PS50200-065	F/D AP MASTER SWITCH COVER/CAP	1	

NOTE:

ALL S-TEC PARTS MUST BE PROCURED FROM S-TEC. THE S-TEC PART NUMBERS ARE SUBJECT TO CHANGE. CONTACT S-TEC TO VERIFY PART NUMBER PRIOR TO PROCURING FROM S-TEC.

- ITEM NOT ILLUSTRATED

When ordering, always specify Part Number, Description, and Serial Number of Aircraft

Revised: September 10, 2008

**PIPER AIRCRAFT, INC.
PA-34-220T
AIRPLANE PARTS CATALOG**

Figure and Index Number	Part Number	Nomenclature	No. Req.	Serial Numbers Affected
AVIONICS INSTALLATION DRAWINGS				
	06305-003	Avionics Optional Equipment List		3447001 thru 3447029
	06305-004	Avionics Optional Equipment List		3449001 thru 3449096
	06305-005	Avionics Optional Equipment List		3449097 thru 3449151
	06305-007	Avionics Optional Equipment List		3449152 thru 3449177
	06305-008	Avionics Optional Equipment List		3449178 thru 3449195
	06305-009	Avionics Optional Equipment List		3449196 thru 3449300
	06305-010	Avionics Optional Equipment List - EFIS (optional)		3449269 thru 3449300
	06305-011	Avionics-Optional Equipment List		3449301 thru 3449313
	06305-012	Avionics-Optional Equipment List - EFIS (optional)		3449301 and up
	06305-013	Avionics-Optional Equipment List		3449314 thru 3449323
	06305-014	Avionics-Optional Equipment List		3449324 and up
	101319-002	Avionics Cooling Blower Installation		3449152 thru 3449177
	104423-002	Avionics Cooling Blower Installation		3449178 and up (without Entegra)
	101814-002	Avionics System Installation - with Entegra		3449311, 3449323 and up (with Entegra)
	101814-003	Avionics System Installation - with Entegra		3449398 and up (Entegra/WAAS)

- ITEM NOT ILLUSTRATED

When ordering, always specify Part Number, Description, and Serial Number of Aircraft

Revised: December 10, 2009

**PIPER AIRCRAFT, INC.
PA-34-220T
AIRPLANE PARTS CATALOG**

**SECTION XIV
MISCELLANEOUS GROUP**

PIPER AIRCRAFT, INC.
PA-34-220T
AIRPLANE PARTS CATALOG

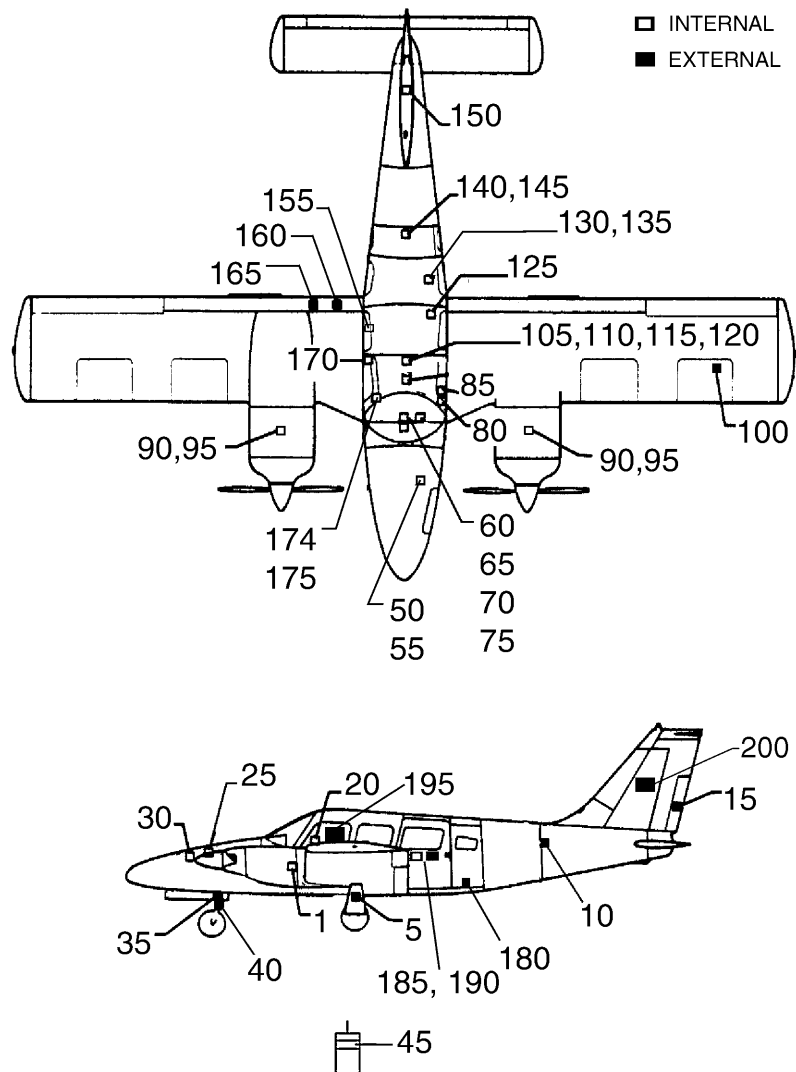


Figure 102. Placards - Exterior and Interior

PIPER AIRCRAFT, INC.
PA-34-220T
AIRPLANE PARTS CATALOG

Figure and Index Number	Part Number	Nomenclature	No. Req.	Serial Numbers Affected
102	87290 (BM) 83363 (S)	DRAWING - Placards Installation - Exterior and Interior DRAWING - Exterior Finish		
1	538-582	PLACARD - Level Point (87341-003) (Alternate decal 656-275 also may be used)	2	
5	583-636	PLACARD - Oleo Service Instructions, Main Gear (87369-024)	2	
10	656-237	DECAL - Static Vents Keep Clean (100700-004) (Alternate decal 656-238 also may be used)	2	
15	583-581	PLACARD - Do not push (87341-002) (Alternate decal 656-279 also may be used)	2	
20	582-652	PLACARD - Storm Window - Do Not Open Above 129 KIAS (69669-141)	1	
25	582-494	PLACARD - Press Ball to Unlatch (69669-080)	1	
30	582-659	PLACARD - Baggage Limitations (69669-148)	1	
35	583-635	PLACARD - Oleo Service Instructions, Nose gear (87369-023)	1	
40	582-943	PLACARD - Caution (35669-026)	1	
-40A	582-783	PLACARD - (35669-005)	1	3449060 and up
-40B	582-786	PLACARD - Turn Limit (35669-008)	1	3449060 and up
45	581-055	PLACARD - Fuel Check Bottle (62923-000)	1	
50	581-883	PLACARD - Brake Fluid Reservoir (96546-000)	1	
55	581-738	PLACARD - Fluid Level Line, Brake Reservoir (96548-000)	1	
60	656-158	PLACARD - Alternate Air (84967-166)	2	
65	581-736	PLACARD - Cowl Flap (95961-000)	1	
70	583-625	PLACARD - Max Takeoff Weight, Landing Weight (87369-019)	1	3447001 thru 3447029
70	683-339	PLACARD - Max Takeoff Weight, Landing Weight (87369-079)	1	3449001 and up
75	581-689	PLACARD - Stabilator Trim (67786-000)	1	
80	656-281	DECAL - Limitations and Warning (100700-029)	1	3449001 and up
80	683-312	PLACARD - Limitations and Warning (69669-202)	1	3447001 thru 3447029
-80A	656-255	DECAL - Armrests are to be in stowed position (100700-020) (To be centered Fore/Aft with storm window)	1	
85	582-614	PLACARD - Pitot Static System Drain (69669-115)	1	
90	581-114	PLACARD - Oil Cooler Winterization (63408-000)	2	
95	583-541	PLACARD - Oil Specification (87339-002)	2	
100	456-682	DECAL - Avgas (000002)	2	
105	582-608	PLACARD - Fuel Selector (61.5 gallons per side) (69669-113)	1	3447001 thru 3447029
105	683-324	PLACARD - Fuel Selector (61 gallons per side) (69669-209)	1	3449001 and up
110	583-393	PLACARD - Rudder Trim (35669-164)	1	
115	582-072	PLACARD - Heater Control (69669-009)	1	
120	683-313	PLACARD - Heater, Flight and Ground Operation (69669-203)	1	
125	656-282	PLACARD - Console Stowage, (Right, 5-seat, entertainment console)	1	3449001 thru 3449195
-125A	656-284	DECAL - Max Weight, (Right, 5-seat, entertainment console)	1	3449001 thru 3449195
-125B	100906-002	PLACARD ASSY - 2.5 lbs, (Right, 5-seat, entertainment console)	1	3449001 thru 3449195
-125C	100906-003	PLACARD ASSY - 2 lbs, (Right, 5-seat, entertainment console)	1	3449001 thru 3449195
-125D	100906-004	PLACARD ASSY - 4 lbs, (Right, 5-seat, entertainment console)	1	3449001 thru 3449195
-125E	100906-005	PLACARD ASSY - 5 lbs, (Right, 5-seat, Jepp storage compartment)	1	3449001 thru 3449195
-125F	100900-006	PLACARD ASSY - 10 lbs, (Right, 5-seat, Ice chest drawer)	1	3449001 thru 3449195
-125G	100906-007	PLACARD ASSY - 7 lbs, (Right, 5-seat, computer compartment shelf)	1	3449001 thru 3449195
-125H	100906-008	PLACARD ASSY - 8 lbs, (Right, 5-seat, entertainment console)	1	3449001 thru 3449195
-125I	656-283	DECAL - Aux Power, (Right, 5-seat, entertainment console) (100700-030)	1	3449001 thru 3449195
130	583-537	PLACARD - Door Release, Aft Cabin (87335-002)	1	
135	36501-002	PLACARD - Latch open, Inside door	1	
140	683-957	PLACARD - Baggage Limitations - Max. Baggage 85 lbs. (96272-004)	1	3449001 thru 3449322
140	581-661	PLACARD - Baggage Limitations - Max. Baggage 100 lbs. (96272-000)	1	3447001 thru 3447029; 3449311, 3449323 and up (with Entegra)
145	581-557	PLACARD - Soft Wear Only, Cabin Bulkhead (66787-000)	1	
-145A	101116-002	PLACARD ASSY - Max. Allowable Weight (Rear passenger baggage)	1	3449001 and up

- ITEM NOT ILLUSTRATED

When ordering, always specify Part Number, Description, and Serial Number of Aircraft

Revised: September 10, 2008

PIPER AIRCRAFT, INC.
PA-34-220T
AIRPLANE PARTS CATALOG

Figure and Index Number	Part Number	Nomenclature	No. Req.	Serial Numbers Affected
102-				
150	581-888	PLACARD - Stabilator Balance Weight)(78040-000)	1	
155	100882-002	PLACARD - No Smoking	1	
160	582-789	PLACARD - Warning: Flap Step Unsafe (35664-002)	1	
165	656-235	PLACARD - No Step (100700-002) (Alternate decal 656-236 also may be used)	2	
170	581-123	PLACARD - Fuel System Sump Drain (65463-000)	1	
174	582-618	PLACARD - Door, open (65463-000)	1	
175	656-277	DECAL - Latched, Fwd door (65463-000)	1	
-175A	656-278	DECAL - Caution, Fwd cabin door handle (100700-027)	1	
180	683-315	PLACARD - External Power 28 Volts D.C. (69669-205) (Alternate decal 100700-012 also may be used)	1	
185	683-408	PLACARD - Open Above Latch, Pull Handle to Open (69669-223)	1	
190	683-411	PLACARD - Door (35669-233) (Alternate 35669-235 (683-950) also may be used)	1	
195	683-410	PLACARD - Pull to Open (35669-234) (Alternate 35669-236 (683-951) also may be used)	1	
200	687-692	STENCIL - Seneca (100898-003)	2	3449001 thru 3449230
200	683-937	DECAL - Piper, Freedom of Flight	2	3449231 and up
200	106760-003	DECAL - Piper, Fly Wise (optional)	2	3449231 and up
200	106760-002	STENCIL - Piper, Fly Wise (optional)	2	3449231 and up
-200A	689-690	STENCIL - V (100899-002)	2	3449001 thru 3449230

- ITEM NOT ILLUSTRATED

When ordering, always specify Part Number, Description, and Serial Number of Aircraft

**PIPER AIRCRAFT, INC.
PA-34-220T
AIRPLANE PARTS CATALOG**

THIS PAGE INTENTIONALLY LEFT BLANK

PIPER AIRCRAFT, INC.
PA-34-220T
AIRPLANE PARTS CATALOG

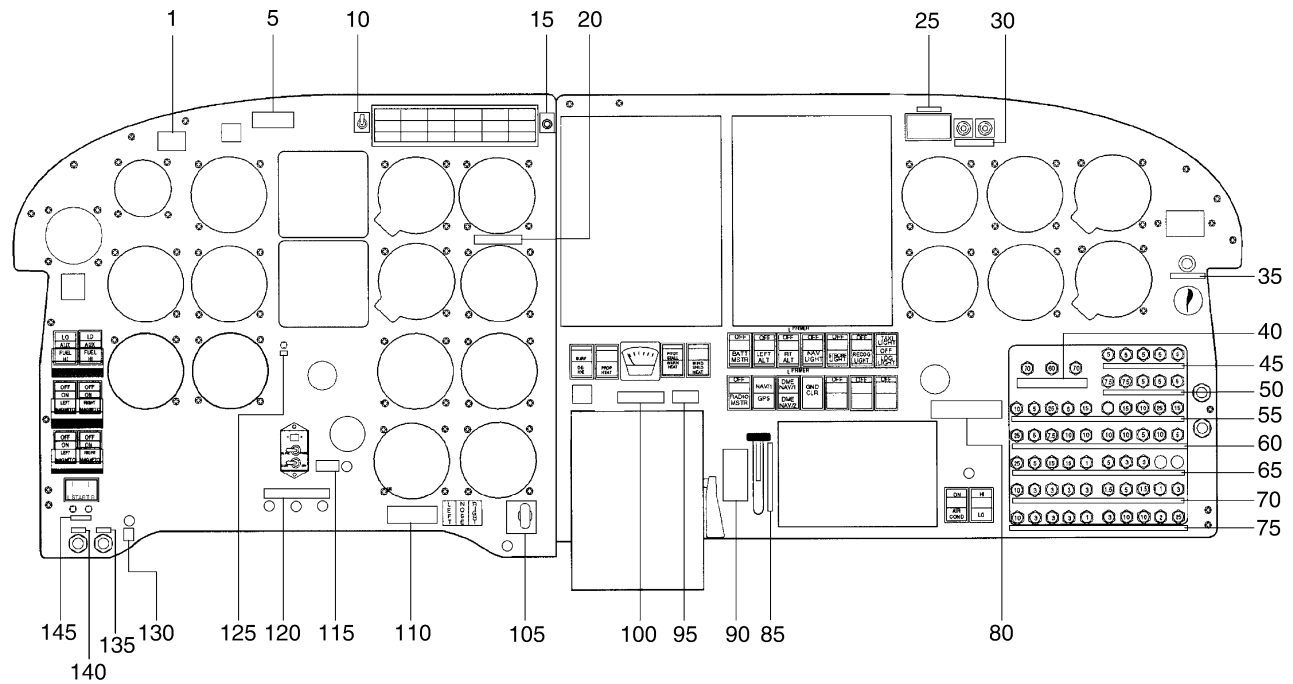


Figure 102A. Placards - Instrument Panel
(SN's 3447001 thru 3447029)

PIPER AIRCRAFT, INC.
PA-34-220T
AIRPLANE PARTS CATALOG

Figure and Index Number	Part Number	Nomenclature	No. Req.	Serial Numbers Affected
102A	83366 (E)	DRAWING - Placards Installation - Instrument Panel		3447001 thru 3447029
1	84967-146	DECAL - Speed Limitations	1	
5	19099-000	PLATE - Aircraft Registration (When ordering, specify "N" number)	1	
10	683-291	DECAL - Night - Day (84967-130)	1	
15	683-294	DECAL - Press to test (84967-133)	1	
20	84967-147	DECAL - Avoid continuous ground operation. (Only required with two-bladed propeller installation)	1	
25	656-151	DECAL - AMMETER (84967-159)	1	
30	84967-156	DECAL - L. Alt Amps - R. Alt Amps	1	
35	683-298	DECAL - KLN-90 Dataloader (84967-137)	1	
40	84967-119	DECAL - Circuit Breaker	1	
45	84967-118	DECAL - Circuit Breaker	1	
50	84967-117	DECAL - Circuit Breaker	1	
55	84967-116	DECAL - Circuit Breaker	1	
60	84967-158	DECAL - Circuit Breaker	1	
65	84967-122	DECAL - Circuit Breaker	1	
70	84967-121	DECAL - Circuit Breaker	1	
75	84967-157	DECAL - Circuit Breaker	1	
80	656-146	DECAL - Warning - Air conditioner must be off prior to take-off and landing and for all one-engine inoperative operations (84967-154)	1	
85	656-145	DECAL - Flap Travel (84967-153)	1	
90	656-144	DECAL - Alternate Static Source (84967-152)	1	
95	84967-160	DECAL - Warning - This aircraft is not approved for flight in icing conditions	1	
100	656-153	DECAL - Windshield Panel Heat - see aircraft. (84967-161)	1	
105	84967-148	DECAL - Gear up-down max speeds	1	
110	84967-149	DECAL - Emergency Gear Extension	1	
115	656-147	DECAL - Oxygen - Pull on (84967-155)	1	
120	656-108	DECAL - Dimming - switch-panel-avionics (84967-101)	1	
125	84967-135	DECAL - GPS	1	
130	656-142	DECAL - Park Brake Pull (84967-150)	1	
135	683-292	DECAL - Phone (84967-131)	2	
140	84967-132	DECAL - Mike	2	
145	84967-151	DECAL - L Primer R	1	

- ITEM NOT ILLUSTRATED

When ordering, always specify Part Number, Description, and Serial Number of Aircraft

Revised: March 10, 2009

PIPER AIRCRAFT, INC.
PA-34-220T
AIRPLANE PARTS CATALOG

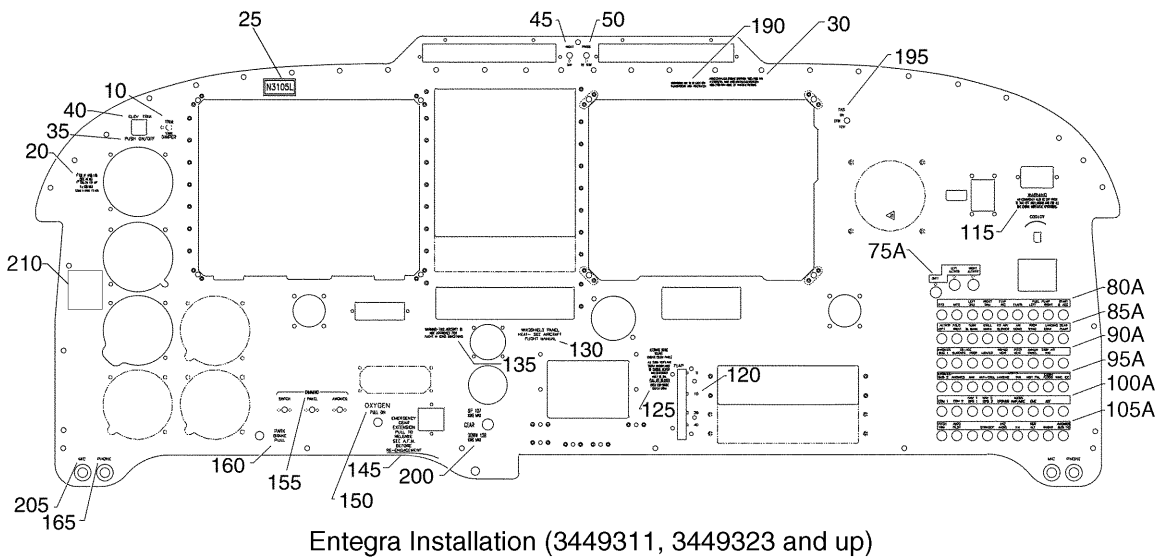
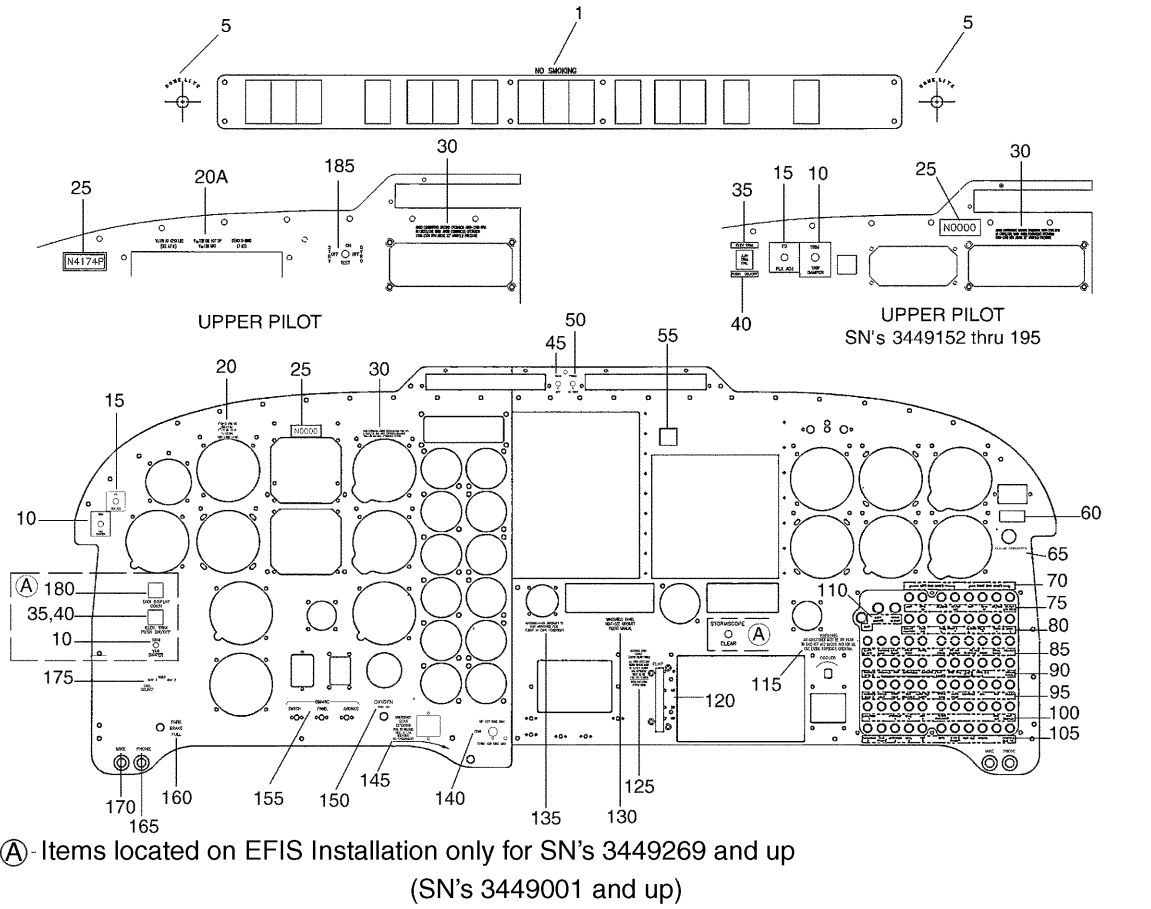


Figure 102B. Placards - Instrument Panel

PIPER AIRCRAFT, INC.
PA-34-220T
AIRPLANE PARTS CATALOG

Figure and Index Number	Part Number	Nomenclature	No. Req.	Serial Numbers Affected
102B	87290 (BN)	DRAWING - Placards Installation - Instrument Panel		3449001 and up
1	656-347	DECAL - No Smoking - (100700-032)	1	3449097 and up
1	656-273	DECAL - No Smoking - (84967-222)	1	3449001 thru 3449096
5	656-257	DECAL - Dome Light - (84967-214)	2	3449269 thru 3449310, 3449312 and up (without Entegra)
5	656-348	DECAL - Dome Light - (100700-033)	2	3449001 thru 3449268, 3449311, 3449323 and up (with Entegra)
10	656-352	PLACARD - Yaw Damper - (84967-256)	1	3449152 and up
15	656-345	PLACARD - Plx Adj - (84967-247)	1	3449152 thru 3449195
20	656-272	PLACARD - Speed Limitations - (84967-220)	1	3449001 thru 3449195; 3449311, 3449323 and up (with Entegra)
20A	683-930	DECAL - Airspeed Limitations - (84967-278) (SEE NOTE 1)	1	3449269 thru 3449310, 3449312 and up (without Entegra)
25	19099-000	PLATE ASSY	1	
30	656-269	PLACARD - Avoid Continuous Ground Operation - (84967-217) (Required for 2-bladed propeller)	1	
35	656-259	PLACARD - Push - On/Off - (84967-216)	1	3449161, 3449178 and up
40	656-258	PLACARD - Elev Trim - (84967-215)	1	3449161, 3449178 and up
45	683-291	DECAL - Night - Day - (84967-130)	1	
50	683-294	DECAL - Press to Test - (84967-133)	1	
55	656-365	PLACARD - Stormscope - (84967-268)	1	3449161, 3449178 and up
60	683-366	PLACARD - 28 VDC 5 amp max - (84967-259)	1	3449152 thru 3449310, 3449312 and up (without Entegra)
65	683-298	DECAL - KLN - 90 Dataloader - (84967-137)	1	
70	656-230	DECAL - Right, Left Engine Gages - (84967-200)	1	3449001 thru 3449310, 3449312 and up (without Entegra)
75	656-231	DECAL - Circuit Breaker - (84967-199)	1	3449001 thru 3449310, 3449312 and up (without Entegra)
-75A	683-987	DECAL - Circuit Breaker - (84967-305)	1	3449311, 3449323 and up (with Entegra)
80	656-227	DECAL - Circuit Breaker - (84967-203)	1	3449001 thru 3449310, 3449312 and up (without Entegra)
-80A	683-988	DECAL - Circuit Breaker - (84967-306)	1	3449311, 3449323 and up (with Entegra)
85	656-228	DECAL - Circuit Breaker - (84967-202)	1	3449001 thru 3449310, 3449312 and up (without Entegra)
-85A	683-989	DECAL - Circuit Breaker - (84967-307)	1	3449311, 3449323 and up (with Entegra)
90	656-229	DECAL - Circuit Breaker - (84967-201)	1	3449001 thru 3449151

- ITEM NOT ILLUSTRATED

When ordering, always specify Part Number, Description, and Serial Number of Aircraft

Revised: September 10, 2008

PIPER AIRCRAFT, INC.
PA-34-220T
AIRPLANE PARTS CATALOG

Figure and Index Number	Part Number	Nomenclature	No. Req.	Serial Numbers Affected
102B-				
90	656-355	DECAL - Circuit Breaker - (84967-257)	1	3449152 thru 3449310, 3449312 and up (without Entegra)
-90A	683-990	DECAL - Circuit Breaker - (84967-308)	1	3449311, 3449323 and up (with Entegra)
95	683-931	DECAL - Circuit Breaker (6 seat) - (84967-280) (SEE NOTE 1)	1	3449152 thru 3449310, 3449312 and up (without Entegra)
95	656-223	DECAL - Circuit Breaker - (84967-207)	1	3449001 thru 3449151
95	656-354	DECAL - Circuit Breaker (5 seat) - (84967-253)	1	3449152 thru 3449195
-95A	683-991	DECAL - Circuit Breaker - (84967-309)	1	3449311, 3449323 and up (with Entegra)
100	656-267	DECAL - Circuit Breaker - (84967-218)	1	3449001 thru 3449151
100	683-938	DECAL - Circuit Breaker - (84967-284) (SEE NOTE 2)	1	3449152 thru 3449310, 3449312 and up (without Entegra)
100	683-932	DECAL - Circuit Breaker - (84967-281) (SEE NOTE 1)	1	3449269 and up
-100A	683-992	DECAL - Circuit Breaker - (84967-310)	1	3449311, 3449323 and up (with Entegra)
105	656-224	DECAL - Circuit Breaker - (84967-206)	1	3449001 thru 3449151
105	656-353	DECAL - Circuit Breaker - (84967-254)	1	3449152 thru 3449177
105	656-364	DECAL - Circuit Breaker (5 seat) - (84967-269)	1	3449161, 3449178 and up
105	683-939	DECAL - Circuit Breaker (6 seat) - (84967-285)	1	3449178 thru 3449284
105	683-942	DECAL - Circuit Breaker - (84967-286)	1	3449285 thru 3449310, 3449312 and up (without Entegra)
-105A	683-993	DECAL - Circuit Breaker - (84967-311)	1	3449311, 3449323 and up (with Entegra)
110	656-226	DECAL - Circuit Breaker - (84967-204)	1	3449001 thru 3449310, 3449312 and up (without Entegra)
115	656-146	DECAL - Warning - Air Conditioning must be off prior to take-off and landing and for all one-engine inoperative operations - (84967-154)	REF	
120	656-145	DECAL - Flap Travel - (84967-153)	1	
125	656-144	DECAL - Alternate Static Source - (84967-152)	1	
130	656-153	DECAL - Windshield Panel Heat - (84967-161)	REF	
135	656-152	DECAL - Warning - This Aircraft is not approved for flight in icing conditions (Required if 2-3 Blade Ice Protection is not installed)	1	
140	656-271	DECAL - Gear up-down Max Speeds - (84967-221)	1	3449001 thru 3449310, 3449312 and up (without Entegra)
145	656-318	DECAL - Emergency Gear Extension - (84967-223)	1	
150	656-147	DECAL - Oxygen - Pull On - (84967-155)	REF	
155	656-108	DECAL - Dimming Switch Panel Avionics - (84967-101)	1	3449001 thru 3449195; 3449311, 3449323 and up (with Entegra)
155	683-929	DECAL - Dimming Switch Panel Avionics - (84967-279) (SEE NOTE 1)	1	3449269 thru 3449310, 3449312 and up (without Entegra)
160	656-142	DECAL - Park Brake Pull - (84967-150)	1	

- ITEM NOT ILLUSTRATED

When ordering, always specify Part Number, Description, and Serial Number of Aircraft

PIPER AIRCRAFT, INC.
PA-34-220T
AIRPLANE PARTS CATALOG

Figure and Index Number	Part Number	Nomenclature	No. Req.	Serial Numbers Affected
102B-				
165	683-292	DECAL - Phone - (84967-131)	2	
170	683-293	DECAL - Mike - (84967-132)	2	3449001 thru 3449310, 3449312 and up (without Entegra)
175	656-341	PLACARD - DME Select - (84967-244)	1	3449152 thru 3449310, 3449312 and up (without Entegra)
180	656-356	DECAL - EADI Display Down - (84967-260)	1	3449269 thru 3449310, 3449312 and up (without Entegra)
185	656-363	DECAL - Gyro - (84967-267)	1	3449269 thru 3449310, 3449312 and up (without Entegra)
190	656-047	DECAL - Stormscope - (84967-049)	1	3449311, 3449323 and up (with Entegra)
195	684-727	DECAL - TAS - ON/STBY/TEST	1	3449311, 3449323 and up (with Entegra)
200	684-728	DECAL - Gear Up/Down	1	3449311, 3449323 and up (with Entegra)
205	683-965	DECAL - MIC	1	3449311, 3449323 and up (with Entegra)
210	684-745	DECAL - Attitude Indicator (84967-339)	1	3449311, 3449323 and up (Entegra/WAAS)

NOTES:

1. SERIAL NUMBERS 3449269 AND UP (OPTIONAL EFIS INSTALLATION.)
2. SERIAL NUMBERS 3449285 AND UP (IHAS & EFIS INSTALLATION.)

**PIPER AIRCRAFT, INC.
PA-34-220T
AIRPLANE PARTS CATALOG**

THIS PAGE INTENTIONALLY LEFT BLANK

PIPER AIRCRAFT, INC.
PA-34-220T
AIRPLANE PARTS CATALOG

Figure and Index Number	Part Number	Nomenclature	No. Req.	Serial Numbers Affected
PIPER SERVICE AND OPTIONAL KITS				
36734-002		PASSENGER BRIEFING CARD - (653-079)		
37914-002		RADOME ASSEMBLY		
652-363		SEAL REPLACEMENT KIT		
760-297		PITOT COVER KIT		
761-100		PROPELLER REPAIR KIT (SEE NOTE 1)		
764-094		JANITROL HEATER HOUR METER INSTALLATION		
764-128		PNEUMATIC DE-ICER SYSTEM INSTALLATION KIT (If heated pitot static head is not installed on aircraft, Heated Pitot Static Head Installation Kit 764-132 must also be ordered and installed.)		
764-132		HEATED PITOT STATIC HEAD INSTALLATION KIT		
764-399		WING TIP RECOGNITION LIGHT INSTALLATION KIT		
766-222		FIRE RESISTANT FIBERGLASS REPAIR KIT		
766-608		4407 LB MAX GROSS WEIGHT MODIFICATION KIT		3447001 thru 3447029
766-611		KLN-90B OBS RESOLVER WIRING MOD KIT (Reference Piper Service Bulletin #993, - latest revision.)		3447001 thru 3447008
766-632		4407 LB MAX GROSS WEIGHT MODIFICATION KIT		3449001 and up
766-645		DETENT REPLACEMENT FUEL LEVER KIT (Reference Piper Service Bulletin #1010, - latest revision.)		3449001 thru 3449019
766-648		PNEUMATIC DE-ICER SYSTEM INSTALLATION KIT (Includes ice detection light and heated stall warning system.)		3449001 and up
766-649		THREE BLADE PROPELLER DE-ICE SYSTEM INSTALLATION KIT		3449001 and up
766-650		HEATED WINDSHIELD PANEL INSTALLATION KIT		3449001 and up
766-678		FUEL PUMP COOLING INLET INSTALLATION KIT (Reference Piper Service Letter #1031, - latest revision.)		3449001 thru 3449185
767-319		S-TEC 55X AUTOPILOT STEERING KIT (Reference Piper Service Bulletin #1083, - latest revision.)		3449195 thru 3449226
767-359		MOUNT ASSY, HYDRAULIC JACK NOSE GEAR KIT (Reference Piper Service Bulletin #1123, - latest revision.)		3447001 thru 3447029; 3449001 thru 3449261, 3449263 thru 3449312
767-367		KELLY AEROSPACE SERVICE KIT (SEE NOTE 2)		3447001 thru 3447029; 3449001 thru 3449278
767-368		TURN LIMIT KIT (Reference Piper Service Bulletin #1123, - latest revision.)		
767-369		RIVET REPLACEMENT KIT - FIN (Reference Piper Service Bulletin #1130, - latest revision.)		3447001 thru 3447029; 3449001 thru 3449284
767-390 thru 767-395		ELECTRICAL CONTACTOR REPLACEMENT KIT (Reference Piper Service Letter #1093 - latest revision.)		
767-397		RIB FLANGE REPAIR KIT - LEFT HAND		3447001 thru 3447029; 3449001 thru 3449323
767-398		RIB FLANGE REPAIR KIT - RIGHT HAND		3447001 thru 3447029; 3449001 thru 3449323
88430-002		STRAP - ENGINE MOUNT REPAIR (Reference Piper Service Bulletin #1184, - latest revision.)		3449335 thru 3449356
88432-002		VOLTAGE SUPPRESSOR REPLACEMENT (Reference Piper Service Bulletin #1187, - latest revision.)		3449311, 3449323, 3449326 and up
88435-002		DECAL - Attitude Indicator		3449311, 3449323, 3449326 thru 3449387

NOTES:

1. USED ON PROPELLER ASSEMBLIES BHC-C2YF-2CKUF/FC8459-8R AND BHC-C2YF-2CLKUF/FJC8459-8R ONLY.
2. REFERENCE PIPER SERVICE BULLETIN #1127, - LATEST REVISION. USED ON ALL AIRCRAFT WITH 91E93-1 OR 91E92-1 PUMPS INSTALLED.

When ordering, always specify Part Number, Description, and Serial Number of Aircraft

Revised: September 10, 2008

**PIPER AIRCRAFT, INC.
PA-34-220T
AIRPLANE PARTS CATALOG**

**PAGES 2I24 THRU 3A16
INTENTIONALLY BLANK**

PIPER AIRCRAFT, INC.
PA-34-220T
AIRPLANE PARTS CATALOG

NUMERICAL INDEX

Part Number	Figure and Index No.	Part Number	Figure and Index No.	Part Number	Figure and Index No.	Part Number	Figure and Index No.
02585-004	40-330	31796-000	28-85	36750-004	84-106	36960-007	82-135
02585-005	40-330A	31997-000	96-5	36750-004	84A-106	36960-008	82-140
02585-006	40-330B	33034-000	96-10	36750-005	84A-106A	36964-003	82-1
06311-010	98-25	35158-002	25-220	36750-005	89-15	37021-002	2-10
14627-003	16-55	35207-002	43A-80E	36761-012	93-5	37021-002	3-1
14635-002	16-65	35362-000	83-200	36761-013	93-5A	37021-003	2-10A
14843-090	16-130	35507-000	46-245A	36761-018	93-15	37021-003	3-1A
18132-000	56-85	35507-002	46-245	36761-019	93-15A	37021-004	2-10B
18132-000	56-195A	35574-000	46-40	36761-020	2-140	37021-004	3-1B
18132-000	59-95	35664-002	2-390	36761-021	2-140A	37021-005	2-10C
18219-000	56-80	35669-011	50-251	36761-024	2-140B	37021-005	3-1C
18219-000	56-200	35669-105	98-35	36761-025	2-140C	37023-000	2-20
18219-000	59-95A	35669-163	61-155	36761-026	93-1	37023-000	3-195
18457-000	2-105	35669-164	36-515	36761-027	93-1A	37023-001	2-20A
18875-007	56-36	35669-173	36-525	36761-028	2-140D	37023-001	3-195A
19099-000	102A-5	35696-002	46-60	36761-029	2-140E	37023-002	3-200
19099-000	102B-25	35725-003	2-110	36761-032	93-90	37023-003	3-200A
19336-000	40-200	36501-002	102-135	36761-033	93-90A	37027-004	4-190
19336-000	43-40	36521-002	18-100	36761-034	93-40	37027-005	4-190A
19336-001	40-205	36565-002	12-245	36761-035	93-40A	37027-006	4-190B
19336-001	43-40A	36565-003	12-240	36761-036	93-55	37027-007	4-190C
19365-002	40-215	36572-003	15-180	36774-002	28-230	37030-014	50-15
19365-002	43-25	36572-003	16-345	36777-002	24-170	37030-014	50A-70
19392-015	43-20	36588-002	36-380	36778-002	24-205	37030-016	50-20
21172-002	16-80A	36588-003	36-385	36811-002	81-30	37030-016	50A-75
21176-000	16-395	36590-002	16-25	36812-002	81-45	37032-003	47-415
21176-000	18-85	36590-002	16-295	36812-003	81-45A	37032-004	47-375
21478-000	16-150	36598-002	15-135	36812-004	81-50	37032-005	47-420
21843-000	16-140	36639-000	8-20	36812-005	81-50A	37032-008	47-380
21844-000	16-145	36718-002	4-135	36812-006	81-55	37032-025	47-470
22105-006	56-260	36718-003	4-135A	36812-007	81-55A	37032-026	47-480
22482-000	12-30	36730-005	20-85	36813-003	81-60	37032-027	47-475
22482-000	76-50	36736-003	75-100	36814-003	81-5	37032-028	47-385
22482-000	80-140	36736-004	75-105	36814-004	81-5A	37093-020	2-1
23809-004	47-440	36736-008	75-120	36822-002	81-185	37093-021	2-1A
23809-007	47-435	36736-012	72-105	36822-003	81-190	37093-022	2-1
23810-004	47-455	36736-013	72-110	36823-003	81-135	37093-023	2-1A
24047-000	57-45	36736-015	72-100	36825-002	81-130	37102-000	4-200
24048-000	57-50	36742-013	84-105	36828-003	81-105	37102-001	4-200A
24582-000	47-445	36742-013	84-105B	36828-004	81-105B	37105-000	47-565
26898-005	90-1	36742-013	84A-105	36828-005	81-105A	37107-000	47-570
26898-005	91A-10	36742-013	84A-105A	36860-002	81-65	37112-000	58-110
26898-008	84-5	36742-013	89-10	36860-007	81-65A	37116-002	49-15
26898-008	84A-5	36742-015	84-95	36881-016	81-40	37116-004	49-35
26898-009	91B-10	36742-015	84-100	36882-002	89-50	37116-005	49-75
26898-009	91C-15	36742-015	84-100B	36884-002	81-35	37116-005	49-90
31637-002	96-15	36742-015	84A-98	36891-006	36-110B	37116-006	49-220
31637-003	96-20	36742-015	84A-100	36935-004	85-26	37116-006	49A-125
31638-008	96-1A	36742-015	84A-100B	36950-002	82-150	37116-007	49-255
31638-010	96-1A	36750-003	84-106A	36951-002	82-155	37116-008	49-225
31796-000	25-130	36750-003	84A-106A	36960-006	82-145	37116-008	49A-130

PIPER AIRCRAFT, INC.
PA-34-220T
AIRPLANE PARTS CATALOG

NUMERICAL INDEX

Part Number	Figure and Index No.	Part Number	Figure and Index No.	Part Number	Figure and Index No.	Part Number	Figure and Index No.
37116-009	49-20	37163-019	14-255	37207-042	50-170	37290-000	62-30
37116-010	49-40	37164-002	72-35	37207-044	50-140	37290-001	62-30A
37116-011	49-160	37164-003	72-40	37207-045	50-145	37293-000	62-25
37116-012	49-45	37164-010	72-65	37207-048	50-150	37304-008	2-25
37116-013	49-50	37165-003	75-45	37207-049	50-155	37304-008	4-1
37116-018	50-40	37165-009	75-50	37207-051	50-175	37304-009	2-25A
37116-018	50-75	37165-016	75-30	37207-052	50-180	37304-009	4-1A
37116-019	50-45	37165-039	75-25	37207-105	50-160	37304-010	2-25B
37116-019	50-80	37165-044	75-75	37207-106	50-165	37304-010	4-1B
37119-000	49-5	37165-046	75-60	37207-109	50-85	37304-011	2-25C
37119-002	49-10	37165-047	75-65	37210-000	5-60	37304-011	4-1C
37120-008	49-95	37165-054	36-275	37214-000	4-265	37305-000	4-120
37120-009	49-120	37165-054	75-70	37241-010	2-45A	37305-001	4-120A
37121-000	49-25	37165-058	75-80	37241-011	2-45	37309-000	4-150
37121-002	49-30	37165-059	75-35	37241-014	2-45C	37309-001	4-150B
37122-000	49-85	37165-060	75-40	37241-015	2-45B	37309-001	4-150A
37122-002	49-86	37167-025	76-15	37241-018	2-45E	37309-004	4-150A
37123-000	56-90	37167-031	75-110	37241-019	2-45D	37309-008	4-150A
37124-000	49-80	37167-035	76-20	37241-021	2-45F	37309-009	4-150B
37124-000	49-91	37167-037	76-30	37241-022	2-45G	37314-000	4-45
37125-000	49-65	37167-050	76-35	37264-000	5-5	37314-001	4-45A
37125-002	49-70	37167-051	76-40	37264-001	5-5A	37315-000	4-155
37126-000	49-210	37167-054	76-55	37266-000	5-25A	37315-001	4-155A
37126-000	49A-115	37167-058	76-55A	37266-001	5-25	37316-000	4-165
37126-002	49-215	37172-000	3-120	37267-000	5-30A	37316-001	4-165A
37126-014	49-230	37172-001	3-120A	37267-000	5-35	37317-000	4-175
37126-014	49A-120	37174-000	5-55	37267-001	5-30	37318-000	4-170
37138-000	47-40	37174-001	5-55A	37267-001	5-35A	37319-000	4-55
37138-001	47-40A	37175-006	49-155	37268-000	5-85	37319-001	4-55A
37138-002	47-50	37175-007	49-185	37268-001	5-85A	37329-006	2-290B
37138-003	47-50A	37177-000	49-165	37268-002	5-80	37329-007	2-290C
37138-006	47-70	37178-002	49-250	37268-003	5-80A	37329-013	2-295A
37138-007	47-70A	37178-003	49-245	37269-000	5-70	37329-014	2-295
37138-008	47-80	37179-000	49-235	37269-001	5-70A	37335-002	2-285
37138-009	47-80A	37179-002	49-240	37271-000	5-15	37335-003	2-285A
37138-010	47-85	37187-000	59-265	37271-001	5-15A	37335-009	2-290A
37138-011	47-85A	37189-000	49-170	37272-000	5-20	37335-010	2-290
37138-012	47-100	37190-000	47-240	37272-001	5-20A	37343-006	48-35
37142-000	49-175	37191-000	4-180	37277-000	5-100	37343-007	48-35A
37143-000	56-136	37191-001	4-180A	37278-000	5-40	37343-014	48-5
37161-002	75-15	37207-002	50-120	37278-001	5-40A	37343-015	48-5A
37161-003	75-15A	37207-018	50-124	37279-000	5-45	37343-018	48-20
37161-004	75-10	37207-019	50-106	37279-001	5-45A	37343-019	48-20A
37161-007	75-10A	37207-020	50-95	37280-000	5-95	37343-020	48-50
37161-008	75-5	37207-020	50A-170	37281-000	5-90	37343-021	48-55
37161-009	75-5A	37207-023	50-195	37282-000	5-10	37343-022	48-60
37163-002	14-245	37207-023	50A-110	37282-001	5-10A	37343-032	48-70
37163-011	14-225	37207-030	50-125	37283-000	2-130	37343-034	48-75
37163-013	14-235	37207-031	50-130	37283-000	5-1	37343-038	46-115
37163-015	14-230	37207-032	50-135	37283-001	2-130A	37343-039	48-65
37163-017	14-240	37207-033	50-105	37283-001	5-1A	37343-084	45-55
						37343-084	45A-55

PIPER AIRCRAFT, INC.
PA-34-220T
AIRPLANE PARTS CATALOG

NUMERICAL INDEX

Part Number	Figure and Index No.	Part Number	Figure and Index No.	Part Number	Figure and Index No.	Part Number	Figure and Index No.
37343-085	45-60	37418-001	58-15A	37471-015	2-40C	37589-000	56-40C
37343-085	45A-60	37419-000	58-35	37471-016	2-35C	37598-000	49-100
37343-086	45-65	37419-001	58-35A	37471-017	2-35D	37598-002	49-105
37343-086	45A-65	37420-000	58-40	37471-018	2-35E	37598-004	49-110
37343-087	45-70	37422-000	64-150	37471-019	2-35F	37627-000	56-100
37343-087	45A-70	37423-000	64-165	37471-020	2-35G	37633-000	69-25
37343-103	45A-72	37423-003	64-165A	37471-021	2-35H	37633-002	69-35
37344-003	48-100	37424-000	64-180	37472-000	60-20	37635-003	69-20
37352-000	4-40	37427-000	22-130	37478-000	57-25	37638-006	69-5
37352-001	4-40A	37427-002	22-130A	37479-000	57-30	37641-005	69-15
37352-003	4-40C	37430-000	58-45	37491-000	72-140	37643-000	69-10
37352-004	4-40B	37430-001	58-45A	37492-000	72-160	37654-000	47-241
37353-000	4-30	37431-000	58-50	37493-000	72-165	37655-000	13-265
37353-001	4-30A	37432-000	58-70	37499-003	60-35	37656-000	47-575
37353-002	4-30B	37432-001	58-70A	37511-002	51-1	37657-000	47-585
37353-003	4-30C	37433-000	4-35	37511-003	51-1A	37658-000	47-605
37359-002	3-125	37433-001	4-35A	37511-005	51-25	37658-001	47-605A
37359-003	3-125A	37433-002	4-35B	37511-008	51-30	37659-000	47-245A
37360-000	3-115	37433-003	4-35C	37511-011	51-20	37659-000	60-110
37360-001	3-115A	37437-000	3-135	37511-015	51-35	37660-000	60-210
37361-000	2-70	37437-001	3-135A	37511-018	51-55	37662-000	18-165
37361-002	2-80	37441-000	58-20	37511-026	17-155	37663-000	18-170
37362-000	4-270	37441-001	58-20A	37511-026	51-60	37664-000	18-175
37364-000	4-275	37442-000	3-140	37511-029	51-50	37666-000	18-155
37366-000	4-250	37442-001	3-140A	37511-030	51-50A	37688-000	47-265
37366-001	4-250A	37443-004	58-30	37511-032	51-45	37688-000	49-295
37378-000	4-255	37445-002	3-95	37511-035	51-40	37708-002	83-50
37378-001	4-255A	37445-003	3-95A	37511-036	51-2	37710-000	54-40
37378-002	4-260	37448-000	3-70	37511-037	51-10	37710-000	94-75
37378-003	4-260A	37448-001	3-70A	37511-038	51-5	37710-000	95-25
37388-000	4-50	37449-002	3-75	37511-040	51-15	37715-000	83-185
37388-001	4-50A	37449-003	3-75A	37511-041	51-20A	37716-000	83-190
37388-002	4-50B	37451-000	4-65	37512-000	49-275	37722-002	31-140
37388-003	4-50C	37451-001	4-65A	37512-000	49A-135	37736-000	14-160
37389-004	4-25	37458-000	58-80	37512-002	49-280	37737-000	7-100
37389-005	4-25A	37459-000	58-75	37523-000	65-45	37738-000	7-105
37390-002	48-110	37459-001	58-75A	37526-004	58-5	37738-002	7-105
37394-000	3-100	37462-000	5-75	37526-005	58-5A	37739-000	7-110
37394-000	3-150	37463-000	49-285	37556-003	36-265	37739-002	7-110
37402-000	3-55	37463-000	49A-140	37556-003	77-55	37741-002	3-185
37402-001	3-55A	37463-002	49-290	37556-004	36-265A	37745-002	61-40
37404-000	58-25	37464-000	49-265	37556-004	77-55A	37745-002	61-105
37404-001	58-25A	37464-002	49-270	37559-000	10-340	37752-003	84A-130B
37405-000	58-105	37467-004	2-50	37576-000	57-35	37756-004	85-35
37408-000	5-50	37467-005	2-50A	37576-001	57-35A	37765-002	61-50
37408-001	5-50A	37471-004	2-40	37577-009	36-250	37765-002	61-110
37415-000	58-95	37471-005	2-40A	37578-004	84-85A	37766-002	3-160
37416-000	58-100	37471-011	2-35	37578-008	84-80	37766-003	3-160A
37417-000	58-10	37471-012	2-35A	37585-002	56-40D	37770-002	2-15
37417-001	58-10A	37471-013	2-35B	37587-003	56-40	37770-002	3-155
37418-000	58-15	37471-014	2-40B	37588-000	56-40B	37770-003	2-15A

PIPER AIRCRAFT, INC.
PA-34-220T
AIRPLANE PARTS CATALOG

NUMERICAL INDEX

Part Number	Figure and Index No.	Part Number	Figure and Index No.	Part Number	Figure and Index No.	Part Number	Figure and Index No.
37770-003	3-155A	38255-002	84-145	39484-004	28-1	39554-002	12-375
37773-004	6-5	38255-002	84A-145	39484-005	27-1A	39556-002	10-295
37773-005	2-135A	38390-002	97-50	39484-005	28-1A	39558-002	9-160
37773-005	6-1A	38748-002	55-40	39486-014	28-60	39559-002	12-60
37773-006	2-135	38992-011	71-1A	39486-015	28-60A	39559-003	12-60A
37773-006	6-1	38995-002	71-20	39487-002	27-255	39562-002	9-75
37774-002	3-190	38996-002	71-15	39489-003	28-35	39562-003	9-75A
37774-003	3-190A	38998-007	71-1B	39493-002	9-20	39562-008	9-75B
37774-004	3-190B	39416-002	3-80	39493-003	9-25A	39571-002	10-165
37777-002	59-330	39416-003	3-80A	39493-004	9-25	39571-003	10-300
37787-002	3-165	39432-002	12-360A	39497-002	27-30	39572-002	48-185
37788-002	61-145	39432-003	12-360	39499-002	27-5	39572-003	48-285
37793-002	35-105	39432-005	12-360B	39499-003	27-5A	39572-004	48-185A
37793-002	35-105A	39433-002	4-110	39507-002	9-45	39572-005	48-290
37794-002	59-320	39433-003	4-110A	39507-003	9-45A	39572-006	48-295
37795-002	2-250	39443-002	4-215	39508-005	19-1	39573-003	48-45A
37796-002	42-20	39443-003	4-215A	39508-006	19-5	39573-010	46-125
37797-002	42-40	39444-002	4-220	39508-007	19-10	39573-011	46-130
37813-002	46-210	39444-003	4-220A	39508-008	19-15	39573-012	46-135
37813-002	99-10	39445-002	4-225	39508-009	19-20	39573-013	46-140
37824-002	42-45	39445-003	4-225A	39508-011	19-1A	39573-014	46-145
37829-007	41-145	39450-004	2-5	39509-002	56-130	39573-015	46-150
37829-010	41-145A	39450-005	2-5A	39509-003	56-130	39573-016	46-155
37833-004	56-195	39450-006	2-5	39509-008	56-130	39573-018	46-165
37839-002	41-90	39450-007	2-5A	39510-002	56-95	39573-022	48-40
37845-010	47-215	39450-008	2-5	39519-002	9-191	39573-023	48-10
37845-015	47-215A	39450-009	2-5A	39519-003	9-195	39573-025	48-25
37845-015	54-1	39459-002	24-30	39519-004	9-191	39573-026	48-40A
37845-018	54-2	39461-002	24-1	39525-002	12-385	39573-027	48-25A
37845-019	55-10	39461-002	25-1	39525-003	12-385A	39573-029	48-10A
37845-020	55-10A	39462-002	25-5	39528-002	9-5	39573-030	46-160
37845-021	54-3	39463-002	25-15	39528-003	9-5	39573-031	48-30A
37845-021	55-11	39465-002	25-55	39530-005	7-1	39573-032	48-15A
37850-002	41-140	39467-003	7-10	39530-005	9-1	39573-033	48-30
37853-008	36-340	39467-005	7-10	39530-005	10-1	39573-034	48-15
37853-009	36-340A	39467-007	7-10	39530-005	11-1	39573-035	48-80A
37871-008	39-35	39470-002	27-55	39530-005	12-1	39573-036	48-80
37871-010	39-35	39470-003	27-55A	39530-005	13-1	39573-037	48-45
37873-002	84-155	39472-002	27-65	39531-002	12-70A	39573-038	46-125A
37873-002	84A-155	39472-003	27-65A	39531-003	12-70	39573-039	46-155A
37873-004	84-215	39474-003	27-60	39533-002	60-15	39577-002	12-365
37873-004	84A-155	39476-007	25-135	39534-002	60-10	39578-002	12-370
37873-004	84A-215	39478-004	2-55	39535-002	12-270	39579-002	12-380
37902-006	40-95	39478-004	27-160	39535-003	12-270A	39579-003	12-380A
37914-002	8-50	39478-005	2-55A	39538-002	9-15	39582-003	10-245
37939-003	7-90	39478-005	27-160A	39538-003	9-15A	39583-002	10-285
37970-005	24-180	39479-002	27-185	39539-002	10-345	39584-005	10-330
37997-002	78-25	39480-002	2-65	39545-002	12-55A	39585-002	12-275
37997-002	80-25	39480-002	27-180	39545-003	12-55	39586-002	10-170
38019-003	47-540	39481-002	28-5	39550-002	10-260	39587-002	10-175
38019-005	47-535	39484-004	27-1	39552-002	10-325	39589-002	10-280

PIPER AIRCRAFT, INC.
PA-34-220T
AIRPLANE PARTS CATALOG

NUMERICAL INDEX

Part Number	Figure and Index No.	Part Number	Figure and Index No.	Part Number	Figure and Index No.	Part Number	Figure and Index No.
39591-002	9-40	43020-002	93A-10	62455-002	14-185	62701-129	65-10
39591-003	9-40A	43022-000	93A-20	62471-000	14-145	62701-130	62-10
39595-003	84-116	47757-000	8-95	62506-000	10-350	62701-131	62-20
39595-003	84A-116	50111-000	16-180	62506-000	11-75	62701-132	62-15
39595-004	36-110A	53916-003	87A-26	62506-003	10-355	62701-133	65-10
39595-038	84-240	56832-007	46-5A	62506-003	10-360A	62701-214	64-10
39595-038	84A-240	56832-008	46-5A	62506-004	10-360	62701-217	63-10
39596-003	84-89	62002-003	20-60	62506-005	11-135	62701-218	66-10A
39597-004	84-89A	62019-006	68-155	62514-000	11-165	62701-228	62-5
39601-159	56-138	62019-007	68-155	62528-000	12-5	62701-229	62-5
39604-002	56-215	62024-000	3-210	62528-001	12-5A	62701-236	66-5A
39604-003	56-215A	62024-001	3-210A	62532-000	13-210	62703-038	68-160
39605-002	56-220	62033-000	61-75	62532-001	13-210A	62710-002	62-85
39614-002	10-395	62044-000	61-25	62543-000	12-35	62711-002	62-40
39614-003	10-395A	62044-000	61-80	62544-000	12-20	62711-004	66-100
39614-004	10-385	62109-000	2-220	62544-001	12-20A	62711-004	67-310
39614-005	10-385A	62109-000	2-220A	62545-004	12-220A	62712-003	62-60
39616-002	59-50	62109-000	22-160	62554-000	13-110	62712-004	68-170
39617-002	10-390	62109-000	83-55	62554-000	13-120	62713-004	62-40B
39618-002	9-165	62129-007	4-245A	62557-004	12-395	62714-004	64-80
39618-003	9-165A	62129-008	4-245	62558-000	12-25	62714-004	65-95
39618-006	9-165B	62221-000	12-10	62558-001	12-25A	62714-004	66-115
39618-009	9-165	62320-006	6-45	62563-005	13-55	62716-007	68-245
39620-002	83-60	62320-007	6-45A	62563-006	13-45	62727-000	67-330
39621-002	9-190	62324-000	6-45B	62563-007	13-50	62727-001	67-330A
39621-003	9-190A	62324-001	6-45C	62566-002	13-25	62743-002	62-80
39621-005	9-190A	62327-002	6-80	62606-000	12-135	62743-002	63-30
39621-006	9-190	62328-000	6-50	62607-000	12-110	62745-000	67-140
39641-008	47-5	62328-000	6-50A	62608-000	12-115	62745-004	67-140A
39641-009	47-5A	62328-001	6-55	62644-000	9-110	62763-000	12-255
39645-002	60-30	62328-001	6-55A	62679-000	12-80	62763-003	67-145
39655-002	89-45	62331-000	6-60	62679-001	12-80A	62764-000	67-75
39727-002	11-55	62331-001	6-60A	62697-002	10-305	62764-002	67-80
39728-002	11-110	62332-000	6-65A	62701-037	65-5A	62778-000	68-200
39728-004	11-110A	62332-002	6-65	62701-051	65-5A	62782-000	68-205
39808-002	97-165A	62336-006	6-90A	62701-069	64-5	62784-000	68-210
39815-005	55-55	62336-008	6-90	62701-070	64-10	62833-014	7-110A
39822-002	61-95C	62413-000	14-100	62701-072	63-10	62833-018	22-145
39822-003	61-95D	62413-001	14-100A	62701-073	66-10	62833-018	64-225
39840-002	57-20	62414-000	14-105	62701-077	66-5	62833-023	9-220
39840-003	57-95A	62414-001	14-105A	62701-078	65-5	62833-037	66-60
39851-002	55-1	62421-000	12-230	62701-080	65-10A	62833-039	15-125
39851-003	55-1A	62421-001	12-230A	62701-081	63-5	62833-039	16-520
39851-011	55-5	62441-003	12-40	62701-082	64-5	62833-044	27-25
41001-003	63-20	62441-004	12-40A	62701-088	66-5	62833-044	27-35C
41001-010	62-65	62443-006	14-45	62701-089	65-5	62833-045	25-30
41001-010	63-15	62444-004	14-55	62701-091	65-10A	62833-046	57-85
41001-010	65-50	62445-003	14-60	62701-092	63-5	62833-058	12-400
41001-011	65-60	62451-002	14-125	62701-125	62-15	62833-063	66-245
42513-005	8-90	62452-000	14-130	62701-126	62-20	62833-078	40-250
42513-009	90A-20	62452-001	14-130A	62701-127	62-10	62833-078	40-285A

PIPER AIRCRAFT, INC.
PA-34-220T
AIRPLANE PARTS CATALOG

NUMERICAL INDEX

Part Number	Figure and Index No.	Part Number	Figure and Index No.	Part Number	Figure and Index No.	Part Number	Figure and Index No.
62833-078	40-315A	63186-016	20-120	63882-030	31-75	63900-165	77-95F
62833-080	18-90	63186-019	20-130	63882-041	62-115	63900-166	77-95G
62833-080	18-145	63186-038	93-95	63882-067	66-90	63900-168	47-410
62833-085	68-335B	63186-039	93-100	63890-007	76-45	63900-172	67-220B
62833-086	68-335A	63211-000	46-215	63900-007	41-195A	63900-177	96-35
62833-089	24-135	63211-000	99-35	63900-011	28-225	63900-178	96-35A
62833-092	24-130	63257-000	17-135	63900-019	2-215	63901-009	33-10
62833-098	76-105	63281-012	11-120	63900-020	2-210	63901-009	71-105
62833-099	47-230	63293-002	17-140	63900-025	16-510	63901-009	71-150
62833-101	16-45	63404-000	68-225	63900-031	31-180	63901-028	71-155
62833-101	35-165C	63405-002	68-215	63900-031	65-130	63901-029	33-15
62833-101	36-215	63408-000	35-110	63900-036	65-75	63901-030	71-110
62833-101	56-160A	63408-000	50-256	63900-038	67-105	63901-031	33-5
62833-101	56-165A	63409-002	68-195	63900-039	67-110	63901-038	60-80
62833-101	56-175A	63464-005	33-50	63900-046	10-310	63901-041	48-85
62833-101	56-185A	63468-000	33-55	63900-047	10-335	63901-076	60-85
62833-102	58-115	63469-000	33-60	63900-050	15-170	63901-081	48-95
62833-103	31-185	63469-001	33-70	63900-050	16-350	63901-118	28-180
62833-107	15-155	63470-000	33-65	63900-056	36-135	63901-128	33-20
62833-107	16-340	63470-001	70-10	63900-061	64-40	63901-134	55-20
62833-117	79-15B	63478-000	33-80	63900-061	66-55	63901-160	60-80A
62833-123	24-295B	63481-007	70-15	63900-062	66-80	63901-165	48A-20
62833-124	27-205A	63481-025	70-30	63900-064	9-215	63901-166	48A-10
62833-125	72-115A	63481-026	70-25	63900-081	17-60	63901-167	48A-5
62833-132	28-130	63481-027	70-20	63900-082	17-65	63901-170	55-25
62833-133	27-270	63484-000	28-245	63900-082	17-65	63901-175	60-85A
62833-143	93-30A	63484-000	28-245	63900-085	27-265	63901-175	60-85A
62834-002	68-250	63485-000	33-85	63900-089	27-90	63902-031	71-65
62839-000	68-185	63485-001	33-90	63900-090	17-70	63904-020	56-111
62840-002	68-300	63501-004	22-120	63900-096	47-460	63904-024	4-280
62840-003	68-305	63560-005	21-130	63900-115	28-220	63904-061	59-335
62845-002	68-190	63561-005	21-30	63900-119	62-130D	63904-081	72-20
62856-000	67-325	63563-002	21-80	63900-119	66-220	63904-082	72-25
62856-001	67-325A	63564-002	21-115	63900-121	64-70	63904-085	32-170
62858-006	68-310	63566-002	21-70A	63900-130	27-95	63904-090	72-170
62867-002	33-95	63566-002	21-70B	63900-145	31-135	63904-091	72-175
62874-006	10-65	63566-003	21-70	63900-145	40-345B	63904-102	79-40
62876-002	10-70	63566-003	21-70C	63900-145	40-355	63904-112	72-200
63020-002	15-130	63567-000	21-75	63900-145	43-100	63913-001	83-90
63020-002	16-515	63633-100	80-125	63900-145	45-40	63913-007	45-75
63020-002	18-195	63633-112	72-125	63900-145	45A-40C	63913-007	45A-80
63036-004	15-175	63633-124	78-95	63900-146	41-125	63913-013	83-115
63037-000	10-235	63633-135	100-30	63900-146	41-195	63913-034	46-15
63037-000	11-95	63633-136	100-30A	63900-147	35-95	63913-044	45-110
63039-000	15-150	63633-137	47-310	63900-147	35-95A	63913-044	45A-85
63039-004	57-55	63633-138	78-40	63900-147	36-220	63913-052	83-210
63042-003	15-190	63633-140	72-30	63900-147	43-90	63913-076	15-215
63045-000	15-195	63633-191	72-130	63900-147	62-150	63913-078	45-185
63045-000	16-290	63744-009	19-105	63900-149	41-115	63913-078	45A-160
63078-034	4-305	63744-010	17-210	63900-149	41-115A	63913-106	46-170
63078-035	4-310	63744-011	31-170	63900-157	64-35	63913-106	46-175
		63882-029	31-80	63900-164	77-95E	63913-107	45A-88

PIPER AIRCRAFT, INC.
PA-34-220T
AIRPLANE PARTS CATALOG

NUMERICAL INDEX

Part Number	Figure and Index No.	Part Number	Figure and Index No.	Part Number	Figure and Index No.	Part Number	Figure and Index No.
63913-114	45A-300	65119-000	13-195	65872-002	36-420	67093-005	31-165A
63913-115	46-220	65119-001	13-195A	65895-000	19-95	67095-000	4-130
63913-115	99-5	65126-000	12-235	65896-002	19-85	67095-001	4-130A
63913-118	47-315	65126-001	12-235A	65898-000	4-285	67164-000	2-195
63913-127	45-85	65126-002	12-235C	65898-001	4-285A	67164-001	2-195A
63913-127	45A-90	65126-003	12-235B	65898-004	4-295	67193-005	68-320
63913-129	83-180	65146-000	15-240	65899-000	6-85	67198-000	27-210
63913-135	45-90	65165-091	46-185	66529-000	4-195	67202-000	27-195
63913-141	59-300	65192-013	97-45	66546-000	68-325	67203-000	27-200
63913-142	59-315	65246-002	66-230	66580-002	91-10	67218-000	57-60
63913-146	47-355	65254-002	66-185	66598-000	4-60	67277-000	28-190
63913-163	46-350	65318-000	72-120	66598-001	4-60A	67321-000	68-75
63913-171	45-95	65434-008	5-105	66615-014	36-130	67357-000	31-60
63913-171	45A-95	65461-019	36-140	66618-003	25-205	67358-000	31-55
63913-176	47-320	65463-000	36-510	66641-000	16-135	67360-000	31-50
63913-198	46-180	65494-002	14-210	66762-000	4-185	67363-000	31-45
63913-199	80-130	65546-004	36-235	66769-000	14-140	67411-002	84-90
63913-216	45A-100	65556-000	13-135	66774-000	57-65	67411-002	84A-90
63913-219	47-315A	65556-002	13-135A	66787-000	36-505	67411-004	84-90B
63913-220	47-355A	65586-002	6-10	66788-013	36-460A	67411-004	84A-90B
63913-226	45A-105	65586-003	6-10A	66788-014	36-460	67439-002	44A-90
63913-227	45A-110	65586-006	6-10C	66789-000	56-250	67462-008	44-100D
63913-246	45A-270	65586-007	6-10B	66804-000	35-85	67462-008	44A-85D
63913-247	45A-290	65587-000	6-35	66804-000	36-200	67462-008	44B-75D
63913-249	45A-285	65588-000	6-30	66805-000	35-90	67487-002	84-150
63913-250	45A-280	65589-000	6-25	66805-000	36-205	67487-002	84A-150
63913-256	32-100	65590-003	6-35A	66814-000	61-95B	67487-002	85-40
63942-000	2-345	65592-000	6-40	66814-002	61-95A	67487-004	90-10
63942-001	2-345A	65592-001	6-40A	66815-000	61-95	67487-004	91A-15
63955-003	64-75	65653-004	59-155	66820-000	28-45	67487-004	91B-15
63955-003	65-55	65653-018	47-285A	66853-000	32-145	67487-004	91C-25
63955-003	66-110	65692-004	17-205	66853-000	67-225	67502-000	27-250
63955-005	62-50	65721-000	2-395	66853-000	67-315	67533-000	40-110
63955-008	4-320	65727-000	16-495	66965-000	13-125	67549-003	32-95
63955-008	62-40A	65740-002	19-90	66971-000	13-275	67670-000	4-90
63955-009	4-315	65742-000	19-110	66980-000	59-341	67670-001	4-90A
63976-041	32-185	65773-002	2-300	67023-001	84-106B	67673-000	4-105
63976-054	32-190	65773-003	2-190	67023-001	84A-106B	67677-002	4-80
63976-069	22-55	65782-000	19-100	67026-007	25-20	67677-003	4-80A
65003-003	47-190A	65826-008	19-101	67026-007	28-50	67687-000	4-100
65003-021	76-25A	65865-000	36-350	67026-013	28-65	67687-001	4-100A
65003-021	91B-75B	65866-003	36-345	67026-014	45A-260B	67694-000	4-95
65003-021	91B-80B	65866-005	36-345A	67028-000	27-100	67700-149	47-305
65003-027	31-65	65868-002	36-355	67028-003	27-105	67700-161	71-215
65003-028	31-70	65869-000	36-360	67028-004	27-105A	67700-162	71-220
65003-030	71-40	65870-000	36-365	67031-002	27-110	67700-356	59-125
65003-036	59-285	65870-002	36-365	67031-003	27-110A	67700-357	59-130A
65003-047	4-325	65870-003	36-365A	67090-014	31-160	67700-358	59-160
65003-047	62-40C	65871-000	36-370	67090-015	31-160A	67700-359	59-165
65003-053	59-240	65871-000	36-370	67091-000	31-175	67700-360	59-190
65114-000	14-85	65871-003	36-370A	67093-004	31-165	67700-361	59-180

PIPER AIRCRAFT, INC.
PA-34-220T
AIRPLANE PARTS CATALOG

NUMERICAL INDEX

Part Number	Figure and Index No.	Part Number	Figure and Index No.	Part Number	Figure and Index No.	Part Number	Figure and Index No.
67700-362	60-50	68315-000	10-150	68433-003	21-95	68619-000	13-20
67700-364	60-45	68315-001	10-150A	68440-000	39-85	68619-001	13-20A
67700-365	60-45A	68319-000	10-290	68440-002	39-85	68621-002	13-15
67700-366	59-100	68319-000	11-70	68441-000	39-80	68621-003	13-15A
67700-367	59-105	68323-000	10-275	68441-002	39-80	68623-005	13-60
67700-371	59-130	68323-001	10-275A	68451-003	67-5	68623-006	13-60A
67700-373	59-170	68324-000	10-270	68452-004	67-10	68625-002	13-75
67700-374	59-185	68325-003	10-30	68486-000	66-50	68625-003	13-75A
67700-376	59-125A	68326-000	10-35	68488-002	66-305	68632-000	13-175
67700-384	59-105A	68327-000	10-45	68491-000	64-215	68632-001	13-175A
67700-385	60-40	68328-002	10-160	68495-000	36-280	68632-001	13-180
67700-386	60-40A	68330-006	10-230	68503-000	12-305A	68632-005	13-175B
67723-000	2-185	68331-000	10-40	68503-001	12-305	68632-005	13-180A
67723-001	2-185A	68331-002	10-40A	68503-002	12-305C	68632-006	13-180B
67728-000	61-165	68332-000	11-40	68503-003	12-305B	68632-008	13-181
67753-000	28-55	68333-000	11-45	68506-000	12-345	68632-009	13-181A
67758-000	25-45	68333-001	11-45A	68507-002	12-45	68634-000	13-200A
67786-000	36-520	68334-000	11-105	68508-002	12-170A	68634-001	13-200
67982-003	79-70	68335-000	11-50	68508-003	12-170	68637-000	13-270
67982-004	79-75	68338-000	10-205	68509-004	12-180A	68637-001	13-270A
67995-002	50-190	68339-000	10-210	68509-005	12-180	68638-001	13-240
67995-003	50-216	68340-000	10-195	68510-000	12-225	68638-002	13-240A
67995-007	50-200	68341-000	10-185	68510-001	12-225A	68639-000	13-245
67995-008	50-205	68342-014	10-50	68537-000	12-150	68640-002	13-250A
67996-002	2-175	68342-015	10-50A	68538-000	12-175	68640-003	13-250
67996-008	2-175A	68343-000	10-185A	68557-000	68-255	68641-000	13-170
68014-000	7-135	68344-000	10-265	68558-009	68-105	68641-001	13-170A
68022-014	41-95	68346-001	10-220	68602-000	7-125	68642-000	13-220
68022-014	41-95A	68351-000	10-200	68602-001	7-125A	68642-001	13-220A
68028-003	68-240	68352-003	10-60	68602-002	7-130	68643-000	13-205
68090-016	36-155	68357-001	11-20	68603-000	13-190A	68643-001	13-205A
68090-017	36-160	68359-000	11-25	68604-004	13-150	68644-000	13-255
68094-003	36-175	68362-000	10-365	68605-000	13-215	68645-000	12-330A
68096-000	36-180	68363-000	10-370	68605-001	13-215A	68645-002	12-330
68174-000	16-10	68369-000	11-145	68606-000	13-185A	68647-000	13-80
68176-003	16-270	68369-001	11-145A	68606-001	13-185	68647-001	13-80A
68178-003	16-285	68370-001	11-90	68607-003	13-155	68649-003	13-160
68179-005	16-280	68371-000	11-30	68608-002	13-70	68655-002	13-165
68179-006	16-275	68371-001	11-30A	68608-003	13-70A	68656-000	13-100
68179-007	15-200	68372-000	11-5	68609-004	13-105A	68657-000	13-190
68179-008	15-160	68373-000	11-35	68609-005	13-105	68678-000	13-225
68186-002	16-265	68373-001	11-35A	68611-000	38-80	68699-012	57-70
68187-000	16-155	68375-000	11-60	68612-000	13-115	68699-013	57-75
68188-002	16-50	68381-000	10-215	68613-002	41-170	68699-020	67-165
68272-002	9-85	68382-002	10-55	68613-003	41-170C	68739-003	66-310
68272-002	68-350	68403-054	17-80	68615-004	13-5	68770-007	56-265
68272-003	9-95	68403-055	17-75	68615-006	13-5	68770-015	56-255
68272-003	68-355	68414-003	66-45	68616-003	13-10	68771-014	56-270
68273-002	9-90	68415-000	36-225	68616-004	13-10	68778-000	48-105
68273-002	68-360	68432-004	21-90	68617-002	13-30	68817-030	20-30
68293-002	19-155	68432-005	21-90A	68618-000	13-35	68856-012	97-75

PIPER AIRCRAFT, INC.
PA-34-220T
AIRPLANE PARTS CATALOG

NUMERICAL INDEX

Part Number	Figure and Index No.	Part Number	Figure and Index No.	Part Number	Figure and Index No.	Part Number	Figure and Index No.
68923-006	75-20	69015-080	45A-310	69897-000	7-120	78131-000	12-280
68923-007	75-20A	69015-080	83-125	69897-002	7-120	78148-002	96-1
68938-000	11-10	69015-081	45A-147	69898-000	7-115	78148-003	96-1
68963-000	17-30	69042-000	46-240	69899-000	7-25	78176-000	21-105
68964-000	17-55	69074-005	47-450	69899-002	7-25	78180-002	96-25
68966-002	11-85	69077-000	68-220	69902-000	7-50	78293-000	72-75
68967-000	11-150	69105-004	11-65	69903-000	7-65	78293-002	72-75A
68970-000	11-125	69112-000	17-50	69904-000	7-70	78309-000	4-240
68971-002	13-290	69129-002	9-155	69960-003	84-200	78309-001	4-240A
68972-000	13-260	69188-003	36-150	69960-003	84A-200	78320-015	36-270
68974-000	11-155	69189-000	36-145	69972-004	16-215	78320-017	36-270A
68975-000	13-130	69224-000	16-60	69992-002	78-140	78322-000	13-65
68976-000	17-10	69471-002	16-400	70371-002	32-150	78332-000	20-100A
68978-000	17-20	69471-003	16-405	70371-002	77-35	78334-000	24-155
68980-000	17-15	69669-080	18-160	70371-002	78-165	78337-000	77-30
68981-000	17-25	69669-081	18-255	70371-003	32-150A	78338-000	77-25
68984-000	11-15	69669-141	19-265	70371-003	77-40	78339-000	77-85
68985-000	11-115	69669-148	18-260	70371-003	78-165A	78343-004	77-75
68986-002	11-130	69669-200	36-30B	73965-006	79-10	78343-005	77-100
68986-003	11-140	69669-204	80-90	76172-003	40-130	78343-006	77-75A
68991-000	14-215	69698-002	10-405	76175-000	40-260	78343-007	77-100A
69011-000	56-105	69709-002	19-160	76175-002	16-175	78361-000	40-165
69012-000	56-110	69712-005	19-80	76176-000	40-185	78375-002	72-145
69015-023	79-25	69713-005	19-75	76178-000	40-245	78379-000	77-90
69015-023	83-95A	69738-000	10-25	76187-000	40-240	78380-002	77-105
69015-024	83-95	69739-000	10-5	76255-002	7-55	78381-000	77-80
69015-025	83-100	69740-002	10-130	76255-008	7-55	78381-001	77-80A
69015-026	83-105	69742-000	10-135	76342-000	40-145	78398-000	13-295
69015-027	83-110	69748-000	10-225	76343-000	40-150	78398-000	14-265
69015-029	83-120	69748-000	11-175	76347-000	40-135A	78399-000	14-270
69015-030	45A-265	69837-005	9-65	76347-001	40-135	78407-000	14-250
69015-030	83-125	69841-005	9-70	76351-002	40-155	78410-000	14-260
69015-031	45-100	69858-004	17-5	76351-003	40-160	78411-000	14-220
69015-031	45A-115	69859-004	17-185	76356-002	40-115	78429-000	20-125
69015-032	45-105	69859-005	17-190	76467-004	10-125	78442-002	72-70
69015-032	45A-120	69859-014	17-1	78001-000	64-20	78442-003	72-70A
69015-032	79-30	69881-002	7-85	78012-000	10-250	78443-000	14-15
69015-034	45-115	69881-003	7-80	78012-004	10-250A	78444-000	72-10
69015-034	45A-125	69885-002	78-150	78022-014	2-155	78475-008	4-10
69015-035	45-180	69885-003	78-155	78022-015	2-155A	78475-009	4-10A
69015-044	45A-135A	69885-012	78-145	78022-020	2-160	78490-000	24-120
69015-044	83-205	69888-004	10-15	78022-023	2-160A	78535-002	25-80
69015-048	45-125	69888-005	10-15A	78023-000	42-15	78537-000	24-125
69015-048	45A-130	69888-006	10-20	78034-000	24-225B	78541-000	24-115
69015-049	45-130	69888-007	10-10	78039-000	46-35	78543-000	24-110
69015-049	45A-135	69891-004	10-145A	78046-000	2-375	78547-000	12-320
69015-049	83-210	69891-005	10-145C	78085-021	16-1	78582-000	12-300A
69015-050	45-80	69891-008	10-145	78085-024	16-1A	78582-001	12-300
69015-050	45A-140	69891-009	10-145B	78085-025	16-1B	78603-000	78-75
69015-063	45A-145	69891-022	19-30	78085-026	16-1C	78604-000	78-80
69015-066	83-205	69891-023	19-25	78130-000	12-140	78607-000	14-190

PIPER AIRCRAFT, INC.
PA-34-220T
AIRPLANE PARTS CATALOG

NUMERICAL INDEX

Part Number	Figure and Index No.	Part Number	Figure and Index No.	Part Number	Figure and Index No.	Part Number	Figure and Index No.
78608-002	14-175	79442-000	43-30	79561-047	10-75D	79841-006	80-1A
78608-003	14-175A	79445-005	36-495	79561-049	7-55A	79845-002	71-95
78609-000	14-120	79475-007	15-395	79561-049	10-100B	79846-002	71-120
78610-002	20-105	79475-008	15-400	79561-050	10-85A	79847-002	71-115
78611-000	20-100	79475-034	15-140	79562-002	19-165	79849-007	36-445
78612-000	14-90	79475-092	15-5	79563-002	7-15	79849-008	36-445A
78615-004	4-125	79475-107	15-5A	79563-004	7-15	79849-011	36-445D
78615-005	4-125A	79515-003	15-225	79572-000	19-115	79849-012	36-445B
78619-000	4-140	79515-005	15-230	79583-002	13-140	79849-013	36-445C
78619-001	4-140A	79515-007	15-280	79583-003	13-140A	80012-105	65-70
78622-000	4-75	79515-008	15-330	79587-003	9-35	80122-088	25-115
78622-001	4-75A	79515-013	15-370	79594-000	16-80	80122-089	28-105
78624-002	3-145	79515-015	15-325	79595-019	85-41	81262-068	16-85
78629-003	72-180	79515-070	15-225A	79595-021	91C-35	81342-018	77-45
78631-000	2-75	79515-071	15-230A	79595-028	91C-75	82695-014	28-240
78652-000	22-135	79515-073	15-365	79600-007	44-100A	82695-089	40-105C
78652-000	64-195	79530-002	15-320	79600-007	44A-85A	82695-123	15-351
78656-000	64-220	79530-002	15-320A	79600-007	44B-75A	82732-072	59-75
78657-000	64-210	79532-002	15-310	79633-002	43-15	82732-076	68-315D
78677-000	24-5	79540-002	40-125	79633-015	43-15A	82732-076	68-345A
78713-000	57-90	79540-003	40-125A	79636-004	46-225	82940-002	68-80
78726-010	50-220	79545-005	15-80	79636-004	99-45	82940-003	68-100
78726-011	50-220A	79545-014	15-1	79647-002	15-355	82974-002	68-85
78731-017	39-45	79545-016	15-1A	79650-002	44-100F	82974-004	68-90
78731-018	39-45	79545-017	15-80A	79650-002	44A-85F	82974-008	68-115
78731-019	39-45	79545-018	15-1B	79650-002	44B-75F	83302-043	16-90
78740-002	98-30	79554-002	40-20	79653-186	91A-65	83332-002	81-165
79023-002	43-60	79555-000	40-10	79680-002	38-70	83354-002	85-60
79035-000	78-115	79555-000	43-55	79680-003	38-65	83356-002	44-120
79038-000	48A-160	79555-001	40-10A	79681-002	36-165	83356-002	85-10
79154-000	19-45	79555-012	40-10	79681-003	36-170	83356-002	85A-1
79155-000	19-40	79555-013	40-10A	79747-000	13-145	83356-003	44A-100
79207-000	40-230	79561-004	10-105	79747-001	13-145A	83356-003	85-15
79229-000	40-170	79561-005	10-95	79749-002	43-70	83356-003	85A-20
79230-002	40-175	79561-006	10-90	79749-007	43-75	83356-004	44A-105
79234-000	10-240	79561-007	10-85	79749-008	43-80	83356-004	85-20
79235-000	40-290	79561-008	10-80	79751-000	41-60	83356-004	85A-33
79264-000	78-5	79561-011	10-115	79752-000	41-60A	83356-005	85-15
79266-002	78-1	79561-012	10-120	79773-000	41-55	83356-005	85A-20
79281-000	78-60	79561-014	10-75	79774-000	41-55A	83356-006	85-20
79282-000	78-65	79561-015	7-55A	79781-002	36-185	83356-006	85A-33
79284-000	78-85	79561-015	10-100	79792-002	40-140	83357-002	84-220G
79285-000	78-90	79561-030	10-95A	79792-003	40-140A	83357-003	84-220H
79286-000	78-55	79561-031	10-90A	79800-002	28-10	83358-002	84-220
79290-000	14-95	79561-032	10-75A	79837-011	36-450	83358-004	84A-220
79290-000	72-185	79561-035	7-55A	79837-013	36-450A	83359-002	85-5
79293-003	78-45	79561-035	10-100A	79839-003	80-100	83359-002	85-5A
79303-000	78-70	79561-039	10-75B	79840-004	80-115	83359-003	85-5
79430-000	33-100	79561-041	10-95B	79841-004	36-455	83361-002	85-95A
79434-000	16-70	79561-042	10-90B	79841-004	80-1	83361-003	85-95B
79442-000	40-235	79561-045	10-110A	79841-006	36-455A	83365-002	17-150

PIPER AIRCRAFT, INC.
PA-34-220T
AIRPLANE PARTS CATALOG

NUMERICAL INDEX

Part Number	Figure and Index No.	Part Number	Figure and Index No.	Part Number	Figure and Index No.	Part Number	Figure and Index No.
83367-002	11-160	84622-009	87-18	85194-013	19-245	85210-155	15-70
83368-002	46-25	84622-012	87-8	85194-014	19-225	85210-160	39-50
83369-002	7-20	84622-013	87-7	85194-015	19-180	85210-162	36-95A
83369-003	7-20	84622-017	87-11	85194-015	19-200	85210-164	36-95
83369-004	7-20	84622-020	87-14	85194-016	19-175	85210-177	39-5
83371-002	36-110C	84622-039	87-13	85194-017	19-195	85210-182	39-5
83377-003	100-1	84622-052	87-9	85194-018	19-240	85210-189	39-15
83384-002	89-20	84622-054	87-10	85194-019	19-215	85210-196	15-10A
83387-002	88-25	84622-083	87-12	85194-020	19-220	85210-198	39-50
83396-006	39-45	84622-084	87-4	85194-021	19-190	85210-199	39-50
83396-007	39-45	84622-086	87-5	85208-009	9-145	85210-200	16-435A
83399-003	97-95	84622-087	87-6	85208-018	9-150	85210-202	37-25
83710-002	29-65	84622-088	87-19	85210-006	16-440	85210-203	37-30
83711-002	96-40	84622-089	87-16	85210-006	36-30	85210-204	37-35
83744-158	76-10	84652-002	47-35	85210-006	36-70	85210-205	37-35A
83744-159	76-5	84697-119	102A-40	85210-006	36-70A	85210-206	37-30A
83744-185	48A-15	84967-116	102A-55	85210-007	15-95	85210-214	36-245D
83744-186	48A-170	84967-117	102A-50	85210-007	16-425	85210-215	36-245C
83744-187	48A-130	84967-118	102A-45	85210-008	15-30	85210-216	36-85
83744-188	47-305A	84967-121	102A-70	85210-012	36-35	85210-218	39-50
83744-189	60-230	84967-122	102A-65	85210-024	38-15	85210-220	39-15
83744-190	82-115A	84967-132	102A-140	85210-025	38-20	85210-221	36-55B
83744-191	45A-75	84967-135	102A-125	85210-026	38-25	85210-222	36-85A
83744-255	48A-170	84967-146	102A-1	85210-027	38-30	85210-230	36-120A
83932-007	44-125B	84967-147	102A-20	85210-028	38-35	85210-231	15-35A
83932-007	44A-115B	84967-148	102A-105	85210-029	38-40	85210-238	36-115A
84013-026	45-120	84967-149	102A-110	85210-031	38-50	85210-241	15-25A
84013-042	46-190	84967-151	102A-145	85210-040	36-5	85210-242	36-20
84015-075	45A-235	84967-155	82-190	85210-059	36-15	85210-242	36-60A
84199-006	84A-40	84967-156	102A-30	85210-059	36-60	85210-246	39-50
84199-007	84-40	84967-157	102A-75	85210-060	36-10	85210-252	36-55A
84251-003	76-60	84967-158	102A-60	85210-070	36-30C	85210-253	36-245
84266-006	79-45A	84967-160	102A-95	85210-070	36-71B	85210-255	41-170B
84266-013	79-45B	84967-161	88-30	85210-071	16-430	85210-256	41-170A
84266-014	79-40A	84967-165	54-60	85210-075	15-35	85210-259	43A-140
84266-015	79-60A	84967-167	54-55	85210-076	36-120	85210-267	16-430B
84266-016	79-55A	84967-339	44B-115	85210-084	36-55	85210-269	36-5A
84266-017	79-50A	85096-002	67-245	85210-087	17-200	85210-271	38-75
84267-003	81-1B	85181-010	43A-25B	85210-090	15-10	85210-275	36-245A
84280-002	72-95	85194-002	17-90	85210-092	39-5	85210-276	36-95
84522-003	60-235	85194-003	17-95	85210-095	36-100	85210-277	36-95A
84549-003	68-130	85194-004	17-100	85210-101	15-25	85210-280	36-305
84549-003	68-385	85194-005	17-105	85210-108	36-115	85210-284	38-5
84549-004	68-125	85194-006	19-255	85210-110	16-445	85210-285	38-10
84549-006	68-120	85194-007	19-235	85210-114	16-435	85210-291	16-445A
84549-006	68-390	85194-008	19-170	85210-119	36-80	85210-294	16-430A
84549-007	68-135	85194-009	19-185	85210-135	38-55	85210-296	36-5B
84563-003	90-20	85194-009	19-205	85210-137	38-45	85210-299	17-195
84563-003	90A-1A	85194-010	19-210	85210-141	38-60	85210-302	16-430C
84579-002	83-250	85194-011	19-250	85210-147	36-50	85210-477	36-55B
84622-008	87-17	85194-012	19-230	85210-148	36-45	85285-002	16-380

PIPER AIRCRAFT, INC.
PA-34-220T
AIRPLANE PARTS CATALOG

NUMERICAL INDEX

Part Number	Figure and Index No.	Part Number	Figure and Index No.	Part Number	Figure and Index No.	Part Number	Figure and Index No.
85286-002	7-30	85456-002	46-200	87230-003	2-30A	87329-007	15-420
85286-003	7-35	85456-002	84A-140	87230-003	58-1A	87329-010	18-130
85286-005	7-75	85462-003	46-195	87230-004	2-30B	87332-002	40-210
85286-006	7-40	85463-003	46-5N	87230-004	58-2	87335-002	16-525
85292-012	68-1	85463-006	46-5	87230-005	58-6	87339-002	50-257
85292-018	68-5	85463-008	46-5	87230-006	58-90	87341-004	2-385
85292-020	68-5	85514-004	40-5	87230-007	58-85	87369-024	28-270
85294-002	17-85	85514-005	40-5A	87230-008	58-90A	87369-042	82-160
85294-003	19-135	85515-002	36-340	87230-009	58-85A	87369-072	71-10
85294-005	19-140	85582-003	84-130	87230-010	2-30C	87378-003	45A-295
85294-006	19-145	85582-009	84A-130	87230-010	58-3	87378-003	83-155
85294-007	19-150	86062-086	25-210	87230-011	58-7	87396-003	39-55
85299-005	84-225	86092-096	81-160	87237-003	84-210	87396-005	39-55
85305-003	85-71A	86102-033	66-160	87237-003	84A-210	87405-002	50-90
85305-004	85-71	86238-051	71-85	87240-006	44-125C	87429-002	96-30
85310-002	39-30	86238-089	32-85	87240-006	44A-115C	87435-002	82-165
85310-002	84-250	86238-090	32-85A	87241-008	61-85	87437-002	82-170
85310-002	84A-295	86238-093	32-90	87242-002	10-180	87443-002	35-180
85310-003	39-30	86238-104	32-75	87244-002	10-140	87451-004	36-535
85311-004	39-20	86238-105	32-80A	87246-002	12-355	87451-005	36-535A
85311-004	84-245	86238-106	32-80	87246-003	12-355A	87466-002	36-540C
85311-004	84A-290	86238-108	83-150	87247-002	7-60	87499-006	84-160
85311-005	39-20	86238-112	71-90	87248-002	61-45	87499-006	84A-160
85315-003	44-145	86238-113	71-100	87250-002	9-200	87499-007	84-160
85315-003	85-30	86238-114	71-80	87250-003	9-200A	87499-007	84A-160
85328-004	85-64	86238-140	83-85	87250-005	9-200A	87502-017	84A-26A
85349-009	9-175	86238-143	82-130	87250-006	9-200	87502-018	84A-26
85349-010	9-180	86238-144	82-125	87251-002	4-15	87528-003	85-65
85352-000	50-1	86238-145	82-120	87251-003	4-15A	87705-002	49-180
85352-002	50-5	86238-146	82-115	87260-008	9-55	87705-003	49-115
85352-003	50-50	86238-150	82-110	87261-002	9-60	87705-004	49-260
85352-007	50-48	86238-152	82-185	87261-006	9-60A	87706-003	47-35
85352-007	50-65	86238-158	82-110A	87273-002	6-95	87713-026	44-135
85357-002	49-125	86652-009	100-25	87274-002	35-30	87714-002	61-20
85357-002	49-190	86684-002	48-245	87274-003	35-35	87717-003	44-100B
85357-003	49-130	86700-009	63-25	87274-004	35-40	87717-003	44A-85B
85357-004	49-135	86700-013	66-85	87278-002	10-155	87717-003	44B-75B
85365-002	36-285	86700-040	27-85	87284-005	28-20	87720-002	10-415
85365-003	16-385	87202-002	48-175	87284-007	28-15	87721-002	3-90
85366-003	36-90B	87202-003	48-175A	87285-002	28-40	87721-003	3-90A
85366-004	36-90A	87208-002	9-50	87295-002	35-45	87722-002	2-170
85369-002	9-140	87214-002	48-180	87295-003	35-45A	87722-003	2-170A
85369-003	9-135	87214-003	48-180A	87296-002	35-55	87729-002	27-170
85402-008	93-60	87223-002	3-85	87297-002	41-85	87729-003	27-170A
85402-009	93-65	87223-003	3-85A	87297-003	41-80	87731-003	84-1
85402-010	93-85A	87225-002	3-60	87298-002	10-410	87731-004	84A-1
85402-016	93-85	87225-003	3-60A	87299-002	35-75	87732-002	27-80
85412-002	13-285	87227-002	59-340	87300-002	84-120	87736-002	75-30A
85430-002	39-115	87227-003	59-340A	87300-002	84A-95	87741-002	93-25
85442-002	67-133B	87230-002	2-30	87300-003	84-125	87742-003	93-20
85448-005	36-405	87230-002	58-1	87300-003	84A-96	87745-005	77-30B

PIPER AIRCRAFT, INC.
PA-34-220T
AIRPLANE PARTS CATALOG

NUMERICAL INDEX

Part Number	Figure and Index No.	Part Number	Figure and Index No.	Part Number	Figure and Index No.	Part Number	Figure and Index No.
87747-007	81-95	89036-002	41-5	89418-015	86-11	89452-031	85A-37
87748-002	81-110	89036-002	41-5A	89418-015	86A-20	89452-037	85A-21
87752-002	2-165	89036-002	42-1	89418-016	86A-15	89452-038	85A-22
87752-003	2-165A	89036-003	42-5	89418-017	86A-55	89452-040	85A-35
87754-002	20-126	89036-004	42-30	89418-018	86A-10	89452-041	85A-38
87755-002	83-220	89036-005	42-10	89418-019	86A-25	89452-042	85A-39
87756-002	55-30	89036-006	42-35	89418-020	86A-30	89452-045	85A-25
87761-002	82-175	89046-002	43-1	89418-021	86A-65	89452-046	85A-30
87761-003	82-175A	89046-004	43-1A	89418-022	86A-35	89452-047	85A-31
87762-002	81-100	89046-005	43-5	89418-023	86A-70	89452-048	85A-29
87765-002	67-180	89046-007	43-5A	89418-024	86A-55	89455-002	84-60
87765-003	67-15	89046-008	43-10	89424-005	92-35	89455-003	84A-60
87765-005	67-215	89090-002	10-255	89424-006	92-35	89463-002	89-60
87765-006	67-215A	89130-002	18-105	89446-002	47-370	89466-002	8-1
87765-009	67-185	89144-002	35-120	89452-003	85A-1A	89466-003	8-1
87765-012	67-25A	89344-003	91-50	89452-005	85A-20A	89466-004	8-1
87765-013	67-195	89344-004	91-55	89452-006	85A-33A	89466-005	8-1
87765-018	67-280	89344-005	91-60	89452-011	85A-2	89467-002	8-5
87765-024	67-260	89347-002	35-130	89452-012	85A-3	89467-003	8-5C
87765-025	67-270	89348-002	35-125	89452-012	85A-26	89467-004	8-5B
87765-026	67-265	89416-004	44-115	89452-013	85A-4	89467-005	8-5E
87765-032	67-20	89416-004	85-50	89452-014	85A-6	89469-002	8-110
87765-033	67-25	89416-004	86-1	89452-014	85A-34	89471-002	8-10
87765-034	67-30	89416-005	44A-125	89452-015	85A-7	89472-002	91-5
87765-035	67-50	89416-005	85-50	89452-016	85A-8	89472-004	91-5
87765-040	67-55	89416-005	86A-1	89452-016	85A-8	89481-002	44A-43
87765-041	67-285	89416-006	44A-125A	89452-020	85A-13	89548-014	15-45
87765-045	67-275	89416-006	85-50	89452-022	85A-16	89548-014	36-125
87765-046	67-255	89416-006	86A-1	89452-025	89-75	89548-014	36-125
88435-002	44B-115	89416-006	86A-1	89452-026	85A-5	89554-003	15-50
89023-010	40-5	89416-007	44A-125B	89452-026	85A-10	89567-005	36-40
89023-010	43-45	89416-008	44A-125C	89452-026	85A-11	89567-005	36-105
89023-011	40-5A	89416-008	85-50	89452-026	85A-19	89567-015	36-40A
89023-012	40-65	89416-008	86A-1	89452-026	85A-23	89567-015	36-105A
89023-012	40-65	89416-009	85-50	89452-026	85A-29	89684-003	45A-150
89023-013	40-25	89416-009	86A-1	89452-026	85A-30	89684-004	45A-155
89023-013	43-50	89417-004	86-2	89452-026	85A-31	89771-002	84-45
89026-004	40-1	89417-006	86A-5	89452-026	85A-32	89772-002	84-50
89026-005	40-1A	89418-002	86-6	89452-026	85A-41	89803-005	91A-85
89026-008	40-60	89418-003	86-3	89452-026	85A-42	89803-006	91A-75
89026-009	40-60A	89418-003	86A-35	89452-026	85A-43	89803-008	91A-80
89026-012	40-1	89418-004	86-10	89452-026	85A-44	89803-009	91A-1
89026-013	40-1A	89418-005	86A-75	89452-026	85A-45	89803-011	91C-50
89028-002	40-320	89418-006	86-8	89452-027	85A-11	89803-012	91B-1
89028-002	42-55	89418-006	86A-40	89452-027	85A-41	89803-013	91C-1
89028-002	43-65	89418-007	86-4	89452-028	85A-15	89823-006	91A-5
89028-003	40-320A	89418-008	86-5	89452-028	85A-24	89823-006	91B-5
89028-003	42-55A	89418-010	86-9	89452-029	85A-18	89824-004	91A-20
89028-003	43-65A	89418-010	86A-45	89452-029	85A-36	89824-004	91B-20
89028-004	40-320B	89418-011	86-7	89452-030	85A-9	89824-011	91A-40
89028-004	42-55D	89418-014	86-12	89452-030	85A-23	89824-011	91B-45
89028-004	43-65D	89418-014	86A-50	89452-031	85A-12	89824-014	91C-40

PIPER AIRCRAFT, INC.
PA-34-220T
AIRPLANE PARTS CATALOG

NUMERICAL INDEX

Part Number	Figure and Index No.	Part Number	Figure and Index No.	Part Number	Figure and Index No.	Part Number	Figure and Index No.
89829-003	91A-55	95061-054	62-105	95136-006	57-1	95213-002	84-180
89840-004	84A-225	95061-059	62-100	95136-009	56-30A	95213-002	84A-180
89840-006	84A-225	95061-064	27-260	95136-009	57-1A	95228-003	39-57
89848-007	46-310A	95061-064	31-40	95137-000	57-40	95229-006	39-55
89848-030	87-23	95061-069	56-57C	95138-000	57-15	95229-006	87A-29
89848-057	77-60D	95061-071	62-95	95139-000	57-31	95264-000	22-165
89848-058	77-65D	95061-082	56-115	95144-002	9-30A	95266-000	66-145
89848-061	78-125D	95061-083	56-120	95144-003	9-30	95313-000	24-70
89848-063	87-24	95061-089	24-100	95144-004	9-170	95382-000	3-30
89875-004	39-60E	95061-093	59-295B	95144-005	9-170A	95382-001	3-30A
89875-004	39-60K	95061-094	59-290	95144-006	9-105	95383-000	3-25
89875-005	39-60	95061-104	55-60	95148-002	57-80	95383-001	3-25A
89908-002	36-30A	95061-106	40-195	95153-020	46-65	95385-004	70-5
89908-002	36-71	95061-109	40-100A	95153-032	46-105	95387-000	25-90
89908-003	39-65	95061-112	64-151	95153-039	71-70	95391-004	70-1
89940-006	68-110	95061-113	64-175	95153-040	71-75	95393-002	24-45
89940-007	68-110	95061-114	64-160	95153-045	71-205	95394-005	24-60
89977-007	40-85	95061-114	64-160A	95153-046	71-210	95394-006	24-60A
89979-011	40-10B	95061-122	69-45	95153-047	71-185	95394-007	24-60B
89984-004	40-31	95061-122	69-55C	95153-048	71-190	95394-008	24-60C
95020-004	3-5	95061-124	65-65	95153-049	71-195	95395-000	24-50
95020-005	3-5A	95061-125	75-90A	95153-050	71-200	95406-000	12-130
95020-006	3-5B	95061-157	41-120	95153-051	71-170	95507-005	15-115
95020-007	3-5C	95061-157	41-120A	95153-052	71-175	95520-002	23-110
95022-002	3-35	95061-161	40-190	95153-073	71-225	95520-002	23-125
95022-003	3-35A	95061-172	40-75C	95153-079	46-70	95520-003	23-115
95028-000	3-65	95061-192	67-300B	95153-094	46-110	95520-004	20-80
95028-001	3-65A	95061-308	47-530	95153-101	46-100	95520-004	23-1
95028-002	3-65B	95061-313	24-100A	95153-119	72-15	95520-005	20-80A
95028-003	3-65C	95061-314	64-160B	95153-148	60-55	95520-005	23-1A
95033-000	3-40	95070-008	2-120	95153-149	60-60	95521-003	23-145
95033-001	3-40A	95070-008	61-60	95153-150	60-65	95521-005	23-145A
95061-004	3-45	95070-009	2-120A	95153-153	60-70	95522-000	23-150
95061-008	41-175	95070-009	61-60A	95153-154	60-75	95523-000	23-50
95061-009	41-160	95071-008	2-125	95153-156	83-65	95524-000	23-40
95061-009	56-125	95071-008	61-5	95153-158	46-100A	95525-000	23-30
95061-020	24-185	95071-009	2-125A	95153-159	83-80	95530-002	22-10
95061-024	24-190	95071-009	61-5A	95153-164	59-310A	95530-003	22-10A
95061-025	24-195	95095-000	3-10	95153-165	59-310	95530-005	20-95
95061-027	25-85	95095-001	3-10A	95153-166	59-65	95530-005	22-1
95061-028	24-105	95095-004	3-10B	95153-168	46-75	95530-007	20-95A
95061-029	24-80	95095-005	3-10C	95153-169	46-80	95530-007	22-1A
95061-030	24-85	95098-000	3-15	95153-170	46-85	95531-000	22-70
95061-031	24-90	95098-001	3-15A	95153-171	46-90	95532-000	22-25
95061-034	56-59	95098-004	3-15B	95153-172	46-120	95536-000	22-115
95061-039	65-120	95098-005	3-15C	95153-173	46-95	95538-000	22-50
95061-040	64-110	95111-000	14-35	95153-181	48-235	95539-000	22-100
95061-044	63-35	95124-007	12-50	95161-000	12-155	95540-002	20-5
95061-044	64-85	95124-008	12-50A	95181-000	36-260	95540-003	20-65
95061-045	65-100	95125-000	9-10	95213-000	84-180A	95540-012	20-75
95061-045	66-120	95136-006	56-30	95213-000	84A-180A	95540-015	20-160

PIPER AIRCRAFT, INC.
PA-34-220T
AIRPLANE PARTS CATALOG

NUMERICAL INDEX

Part Number	Figure and Index No.	Part Number	Figure and Index No.	Part Number	Figure and Index No.	Part Number	Figure and Index No.
95540-018	20-75A	95666-000	4-20	95824-003	22-80A	95936-000	12-190
95542-000	14-40	95666-000	12-65A	95824-004	22-80B	95939-000	14-110
95546-003	14-25	95666-001	4-20A	95825-002	12-210	95939-001	14-110A
95554-000	12-90	95666-001	12-65	95826-002	12-215	95940-000	14-115
95555-000	12-350	95675-000	62-110	95829-000	24-20	95940-001	14-115A
95556-000	64-15	95697-006	3-105	95833-000	9-120	95942-002	63-40
95561-000	63-65	95697-007	3-105A	95834-000	9-125	95944-000	14-30
95562-000	63-60	95707-000	8-55	95850-000	22-90	95950-009	36-255
95563-002	22-85	95707-001	8-60	95852-000	21-55	95962-000	22-60
95564-000	12-125	95712-004	24-15	95853-000	20-35	95963-000	22-35
95567-000	23-120	95714-000	25-10	95853-001	20-35A	95964-000	22-45
95567-003	23-120A	95723-006	25-40	95853-002	20-40	95965-000	22-30
95570-000	23-55	95724-006	9-130	95853-003	20-40A	95967-002	22-65
95570-002	23-55A	95732-000	12-200	95855-000	21-5	95968-000	22-5
95573-003	64-125	95733-002	12-195	95855-001	21-5A	95980-000	14-65
95594-000	14-50	95734-007	12-185	95856-000	21-10	95982-000	22-15
95599-002	12-85	95739-000	35-5	95856-001	21-10A	95991-000	66-295
95599-003	12-85A	95740-003	12-315	95857-000	21-40	95991-001	66-295A
95603-000	4-205	95741-000	71-30	95859-000	21-60	95996-000	66-255
95603-001	4-205A	95742-000	35-115	95860-000	21-20	95996-001	66-255A
95615-002	3-170	95744-002	18-80	95860-001	21-20A	95999-000	66-205
95615-002	3-205	95744-003	8-15	95863-000	21-15	96000-000	66-165C
95615-003	3-175	95744-004	8-25	95863-002	21-15A	96001-000	66-285
95615-003	3-205A	95745-000	8-125	95864-000	20-15	96002-000	66-140
95615-006	3-170A	95746-000	8-120	95864-001	20-20	96003-000	66-200
95615-007	3-175A	95747-000	8-130A	95864-002	20-25	96008-000	64-25
95620-000	20-55	95748-000	8-135	95865-000	20-45	96037-002	59-220
95620-007	20-55A	95748-001	8-135A	95865-001	20-45A	96039-002	59-215
95621-005	4-145	95749-000	8-130	95866-000	20-10	96041-000	12-165
95621-006	4-145A	95759-007	24-40	95866-001	21-1	96044-000	77-110
95623-005	4-115	95760-000	8-105	95866-002	21-120	96044-008	77-110A
95623-006	4-115A	95767-000	8-65	95867-000	21-85	96044-009	77-110B
95626-000	4-230	95769-002	8-75	95871-000	21-110	96044-010	77-110C
95626-000	4-230C	95769-003	8-80	95885-000	70-35	96053-002	56-135
95626-001	4-230A	95769-004	8-70	95887-006	14-195	96061-000	56-55
95626-001	4-230B	95769-005	8-85	95887-010	7-5	96061-001	56-55A
95627-002	4-160	95770-000	31-35	95887-010	14-1	96080-000	56-45
95633-000	2-225	95771-000	31-30	95887-012	14-5	96085-000	59-235
95635-000	22-40	95772-000	31-5	95888-000	14-135	96085-002	59-235A
95636-000	4-5	95772-002	31-10	95893-020	36-130	96086-000	56-285
95636-001	4-5A	95774-000	8-140	95893-021	36-130	96110-006	71-1
95640-000	3-20	95775-000	8-145	95903-000	22-75	96161-003	56-133
95640-001	3-20A	95780-000	8-100	95904-000	22-110	96161-005	56-134
95640-002	3-20B	95784-000	8-150	95908-013	20-135	96163-000	56-210
95640-003	3-20C	95791-013	35-100	95913-000	22-20	96163-001	56-210A
95653-000	6-20	95799-000	14-180	95914-000	12-95	96166-000	71-130
95654-000	6-15	95799-001	14-180A	95916-000	22-125A	96167-000	71-135
95656-004	4-70	95800-004	12-75	95916-001	22-125	96178-000	24-75
95656-005	4-70A	95800-005	12-75A	95923-000	10-190	96184-000	65-40
95660-002	6-70	95808-014	36-110	95925-003	12-45A	96185-000	62-35
95660-003	6-70A	95824-002	22-80	95935-003	25-75	96186-000	12-250

PIPER AIRCRAFT, INC.
PA-34-220T
AIRPLANE PARTS CATALOG

NUMERICAL INDEX

Part Number	Figure and Index No.	Part Number	Figure and Index No.	Part Number	Figure and Index No.	Part Number	Figure and Index No.
96188-000	13-95	96338-012	20-145A	96592-000	84A-185	96884-001	12-390
96200-000	23-130	96338-013	20-145B	96596-000	22-140	96885-000	13-85
96200-001	23-130A	96339-003	12-205A	96596-000	64-205	96885-001	13-85A
96200-002	23-130B	96339-004	12-205	96596-002	66-225	96885-002	13-85B
96200-003	23-130C	96349-002	12-15	96597-000	84-20	96885-003	13-85C
96202-000	23-35	96349-003	12-15A	96597-000	84A-20	96887-000	12-335
96203-000	23-45	96352-003	2-305B	96599-005	84-15	96890-002	12-160A
96209-000	23-60	96352-003	2-320B	96599-005	84A-15	96890-003	12-160
96212-000	23-65	96352-003	2-325B	96600-002	84-25	96893-000	57-100
96213-002	23-95	96352-003	2-355B	96600-002	84A-25	96895-000	57-95
96213-003	23-95A	96364-000	8-155	96601-000	84-10	96896-000	12-325
96217-000	23-105	96371-000	4-210	96601-000	84A-10	96896-002	12-325A
96219-000	23-10	96371-002	4-210A	96625-000	4-360	96896-002	13-235
96219-002	23-10A	96374-000	8-115	96684-000	12-285	96906-000	8-40
96228-000	64-200	96375-000	35-15	96691-000	77-95	96908-000	41-100
96229-000	23-10B	96381-002	2-200	96700-004	12-310A	96908-000	41-100A
96230-000	23-5	96392-008	46-5	96700-005	12-310	96911-000	18-150
96231-000	23-25	96453-000	56-50	96717-000	56-70	96912-000	8-5A
96232-000	23-20	96453-001	56-50A	96718-002	36-315	96912-026	8-5D
96233-000	23-15	96455-000	56-60	96718-003	36-315A	96914-002	8-35
96234-000	23-140	96455-001	56-60A	96720-000	57-5	96917-000	8-30
96235-000	23-100	96456-000	56-61	96721-000	57-10	96917-000	18-1
96240-003	24-335	96459-000	4-85	96790-002	24-200	96925-000	64-45
96240-003	93A-1	96459-001	4-85A	96792-000	10-400	96926-000	2-205
96241-002	93A-15	96463-000	35-65	96801-000	36-465	96928-000	8-45
96264-000	13-230	96464-002	35-70	96844-000	3-180	96931-000	18-15
96265-000	63-45	96474-003	32-70	96844-000	3-215	96934-000	18-10
96268-000	45A-50	96479-002	66-65	96844-002	3-110	96935-000	18-45
96268-003	45-50	96482-000	66-75	96849-005	24-165	96937-003	18-30
96269-000	66-270	96485-000	12-260	96851-002	11-80	96938-002	18-35
96272-000	36-500	96485-001	12-260A	96860-003	71-250	96939-004	18-40
96281-002	56-245	96486-000	12-265	96861-000	16-185	96940-000	18-140
96281-003	56-65	96486-001	12-265A	96863-006	16-170	96942-000	18-20
96282-000	12-120	96486-002	12-265B	96864-000	16-200	96943-000	18-5
96283-000	56-75	96489-004	12-340	96865-000	16-205	96944-000	18-25
96285-000	35-50	96502-000	35-80	96866-002	13-300	96945-000	18-135
96287-000	35-60	96522-000	24-280	96867-000	24-175	96968-000	12-145
96308-000	4-235	96534-000	21-45	96868-000	16-220	96970-000	59-280
96308-001	4-235A	96544-000	20-50	96871-000	61-35	96970-001	59-280A
96314-000	13-90	96545-000	21-125	96871-001	61-35A	96975-000	59-250
96318-003	35-25	96551-000	21-35	96876-000	9-115	96976-000	59-270
96319-002	23-70	96552-000	21-50	96877-000	12-100	96976-002	59-275
96321-000	23-75	96556-000	21-25	96877-001	12-100A	96977-000	59-255
96330-000	12-220	96556-001	21-25A	96877-002	12-100B	96981-011	16-5
96331-000	35-175	96562-000	21-65	96877-003	12-100C	96981-012	16-5A
96332-000	66-275	96564-000	20-210	96878-000	12-105	96984-000	16-235
96333-000	12-295A	96564-000	21-150	96878-001	12-105A	96986-000	11-180
96333-001	12-295	96565-000	21-100	96878-002	12-105B	96991-000	16-370
96334-000	12-290A	96565-002	21-100A	96878-003	12-105C	96993-002	16-255
96334-001	12-290	96574-000	66-170	96880-000	13-40	96996-000	16-335
96338-011	20-145	96592-000	84-185	96884-000	12-390A	96999-000	16-30

PIPER AIRCRAFT, INC.
PA-34-220T
AIRPLANE PARTS CATALOG

NUMERICAL INDEX

Part Number	Figure and Index No.	Part Number	Figure and Index No.	Part Number	Figure and Index No.	Part Number	Figure and Index No.
97464-004	60-25	99805-003	14-165	100607-002	16-75	100732-008	49A-70
97499-004	48-90	99813-002	14-170	100622-002	36-335	100732-009	49A-100
97499-019	60-90	99813-002	78-120	100622-003	36-330	100732-009	49A-110
97499-021	60-95	99813-004	11-170	100632-002	41-225	100732-010	49A-90
97499-022	60-100	99820-003	39-75	100632-002	43A-145	100732-011	49A-25
97499-030	60-90A	99834-000	66-70	100653-002	87A-1	100732-012	49A-35
98400-000	47-185	99887-007	98-20	100653-003	87A-1	100733-002	49A-86
98401-027	18-110	99983-109	86A-80	100653-008	87A-1	100734-002	49A-190
99031-000	92-5	NONPROC01	44-155	100653-009	87A-1	100738-002	47-140
99057-004	46-5C	NONPROC01	44A-130	100653-010	87A-1	100738-005	47-145
99069-004	16-225	NONPROC02	44-160	100655-002	85-60	100739-002	47-515
99070-000	16-230	NONPROC02	44A-135	100659-002	84A-250	100750-002	50A-1
99094-004	50A-130	NONPROC03	44-165	100661-003	67-131	100750-003	50A-1A
99121-000	46-235	NONPROC03	44A-140	100666-002	12-165A	100751-002	50A-40
99140-000	41-150	NONPROC03	44A-140	100666-003	12-165B	100751-003	50A-45
99141-003	41-155	NONPROC04	44-170	100667-002	67-132	100751-004	50A-65
99254-002	42-55C	NONPROC04	44A-145	100689-002	88-50	100751-026	50A-65A
99254-002	43-65C	100512-011	87A-28	100696-013	19-35	100751-033	50A-45A
99457-000	35-10C	100512-012	87A-28	100700-028	43A-120	100751-035	50A-50
99457-000	36-485	100512-020	87A-28	100700-030	43A-95D	100751-036	50A-40A
99469-008	14-155	100512-021	87A-28	100700-031	43A-115	100754-002	50A-105
99470-008	14-10	100522-002	12-410	100702-002	12-45B	100754-008	50A-120
99470-010	14-10A	100571-002	68-55	100702-003	12-45C	100754-010	50A-105A
99471-002	14-20	100572-002	68-10	100707-002	67-150	100755-002	50A-160
99471-006	14-20A	100572-004	68-20	100708-002	67-130	100755-006	50A-165
99474-000	14-150	100586-011	18-130A	100711-004	47-10	100755-007	50A-180
99539-000	80-105	100586-012	16-390	100711-005	47-10A	100755-008	50A-185
99550-002	80-110	100586-026	15-420A	100711-006	47-10	100755-013	50A-160A
99592-014	79-55	100587-002	15-485	100711-007	47-10A	100756-002	47-580
99592-015	79-60	100587-003	15-510	100711-007	47-10A	100756-003	47-580A
99592-016	79-50	100587-011	15-605	100712-005	47-500	100767-002	48A-55
99592-016	79-50	100587-016	15-490	100712-006	47-505	100767-003	48A-110
99592-037	79-45	100587-019	15-595	100714-002	48A-25	100781-002	82-165A
99609-000	80-145	100587-020	15-535	100718-006	47-415	100782-003	82-170A
99610-000	97-35	100587-021	15-540	100725-012	49A-5	100791-004	45A-172A
99610-002	97-40	100587-022	15-545	100725-014	49A-15	100791-005	45A-172
99633-000	78-10	100587-024	15-625	100725-015	49A-10	100791-006	45A-172B
99633-000	80-40	100587-024	15-625	100726-002	49A-20	100792-002	45A-165
99640-003	80-10	100587-032	15-440	100726-004	49A-30	100792-003	45A-170
99640-007	80-5	100587-037	15-425	100726-011	49A-195	100799-002	50A-115
99640-008	80-5A	100587-039	15-455	100726-003	49A-60	100801-005	41-230
99640-009	80-10A	100587-041	15-575	100728-004	49A-75	100802-002	16-490
99641-000	78-20	100587-043	15-620	100728-017	49A-40	100802-002	18-95
99641-000	80-30	100587-046	10-420	100729-002	49A-85	100803-002	84A-45
99642-004	78-15	100587-047	10-425	100729-011	49A-85	100804-002	84A-50
99642-004	80-15	100587-050	10-430	100731-002	49A-95	100810-002	81-10
99644-000	80-120	100587-052	15-505	100731-003	49A-105	100810-003	81-10A
99648-000	80-60	100587-053	15-635	100732-002	49A-45	100816-002	58-106
99650-000	80-65	100587-056	10-435	100732-003	49A-50	100821-002	79-5A
99718-005	40-15	100587-057	10-110	100732-004	49A-55	100827-002	85-95C
99729-001	11-100	100587-061	15-425A	100732-005	49A-65	100827-003	85-95D
99790-000	39-105	100589-002	67-133	100732-007	49A-80		
		100590-015	36-75				

PIPER AIRCRAFT, INC.
PA-34-220T
AIRPLANE PARTS CATALOG

NUMERICAL INDEX

Part Number	Figure and Index No.	Part Number	Figure and Index No.	Part Number	Figure and Index No.	Part Number	Figure and Index No.
100827-004	85-95E	100891-004	90A-1B	101230-006	36-145A	101918-011	97-5
100827-005	85-95F	100891-005	90A-1C	101230-007	36-235A	101918-012	97-10
100827-006	85-95	100892-002	91C-5	101230-011	36-100A	101921-002	92-35
100827-007	85-100	100893-002	36-195	101230-012	36-35	101921-003	92-35
100828-002	81-15	100893-003	36-195A	101230-014	36-50A	102302-003	97-5
100830-002	81-20	100893-004	36-195B	101230-015	36-45A	102303-003	97-10
100836-003	37-5B	100893-005	36-195C	101231-002	47-255	102641-104	46-320
100836-004	37-5	100893-015	36-201	101231-003	47-260	102641-105	46-325
100836-005	37-10B	100900-006	102-125F	101250-004	40-30A	102641-106	46-330
100836-006	37-10	100902-004	36-75A	101250-005	40-30	102641-107	46-335
100836-007	37-15B	100906-002	43A-40	101251-002	40-32	102641-108	46-340
100836-008	37-15	100906-002	102-125B	101251-003	40-32A	102660-005	46-345
100836-021	37-5C	100906-003	43A-70	101252-006	40-33	104121-002	40-45
100836-022	37-5A	100906-003	102-125C	101252-007	40-33A	104121-003	40-45A
100836-023	37-10C	100906-004	43A-30	101265-005	97-5	104122-004	40-35
100836-024	37-10A	100906-004	102-125D	101266-004	97-10	104124-002	40-40
100836-025	37-15C	100906-005	43A-135	101290-002	85-60	104146-002	85-60
100836-026	37-15A	100906-005	102-125E	101295-003	85-55	104187-002	36-475
100836-027	37-20	100906-006	43A-20	101312-002	12-405	104187-003	35-10
100845-003	44A-110	100906-007	43A-100	101316-002	101-135	104215-054	41-35
100845-003	44B-120	100906-007	102-125G	101362-002	47-240	104215-055	41-40
100846-002	44A-110A	100906-008	43A-50	101384-002	97-95	104215-XXX	41-10
100846-002	44B-125	100906-008	102-125H	101753-004	84A-270	104215-XXX	41-15
100850-002	7-1	100911-002	55-35	101757-005	9-1A	104232-002	41-50
100850-002	9-1	100919-002	43A-85	101759-004	36-95	104366-002	84A-85
100850-002	10-1	100973-003	84A-39	101759-005	36-95A	104414-002	85-60
100850-002	11-1	100974-003	43A-25A	101759-006	36-95B	104445-003	84A-220
100850-002	12-1	100974-008	43A-25D	101771-012	97-2	104453-002	50A-55
100850-002	13-1	100974-010	43A-90	101802-004	84A-275	104533-002	92-5
100850-003	7-1	100974-809	43A-80	101813-002	85-120	104535-002	45A-260
100850-003	9-1	100988-004	84A-60B	101813-101	85-125	104687-002	68-30
100850-003	10-1	100988-006	84A-60B	101813-105	85-130	104771-003	10-275B
100850-003	11-1	100994-002	43A-80A	101813-108	85-135	104900-002	40-50
100850-003	12-1	100997-002	43A-25	101815-101	85-60	104903-002	42-50
100850-003	13-1	101008-002	97-95	101815-102	84A-85	104906-002	42-55B
100850-004	7-1	101082-002	35-180A	101815-103	84A-85	104906-002	43-65B
100850-004	9-1	101102-002	59-230	101815-104	84A-45	105041-002	25-125
100850-004	10-1	101105-002	68-65	101815-105	84A-50	105041-002	28-80
100850-004	11-1	101116-002	102-145A	101815-106	85-110	106520-002	16-245
100850-004	12-1	101117-016	101-90	101815-107	84A-265	106644-009	98-25
100850-004	13-1	101117-020	101-95	101815-107	85-115	106735-004	67-290
100864-002	36-245B	101118-003	68-60	101815-109	85-105	106760-002	102-200
100881-002	91C-80	101166-006	84-50A	101822-002	89-45	106760-003	102-200
100881-003	91B-60	101166-006	84A-50A	101835-002	9-175	151-296	47-35A
100881-004	91C-80	101166-007	84-45A	101839-002	91B-1	153-633	39-60F
100881-005	91B-60	101166-007	84A-45A	101839-003	91C-1	153-638	46-5H
100882-002	102-155	101178-004	40-345C	101890-004	72-115	179-763	46-5J
100885-003	91-50	101178-005	41-130	101890-005	72-115	179-872	2-380
100885-004	91-55	101178-005	41-130A	101907-003	84A-220	186-437	39-60C
100885-005	91-60	101178-006	41-135	101916-002	9-85	187-311	39-60A
100890-003	90A-1	101178-006	41-135A	101916-003	9-95	187-628	28-170

PIPER AIRCRAFT, INC.
PA-34-220T
AIRPLANE PARTS CATALOG

NUMERICAL INDEX

Part Number	Figure and Index No.	Part Number	Figure and Index No.	Part Number	Figure and Index No.	Part Number	Figure and Index No.
187-630	25-175	400-438	9-205	400-684	24-270	401-269	68-235
187-901	39-60B	400-438	18-115	400-684	24-320	401-269	69-60
189-139	17-215	400-438	24-310	400-692	24-255	401-269	81-145
189-151	36-290	400-438	47-500B	400-711	27-155	401-269	91B-75
189-151	36-295	400-438	47-505A	400-862	15-120	401-269	91B-80
189-152	36-300	400-438	66-50A	400-862	16-505	401-270	2-270
189-493	83-70	400-438	67-295	400-862	18-200	401-270	24-305
189-493	83-75	400-438	69-65A	400-869	56-165	401-270	62-140
189-535	59-340C	400-438	71-95A	400-870	16-500	401-273	28-255
189-625	59-340F	400-440	22-155	400-870	69-55	401-274	32-155
279-138	59-340B	400-440	35-165A	400-880	27-140	401-274	81-150
289-795	38-85	400-440	36-210	400-880	27-145	401-275	31-105
400-002	20-180	400-440	43-90A	400-886	24-230	401-275	31-110
400-002	40-310	400-440	91-20	400-890	24-215	401-279	47-425
400-002	56-237	400-441	27-80C	400-907	40-75	401-287	31-115
400-002	76-115	400-441	40-345	400-910	24-295	401-304	25-35
400-003	21-145	400-441	40-355A	400-916	40-325	401-307	56-236
400-003	67-210	400-441	43-100A	400-916	42-60	401-310	24-65
400-003	76-115A	400-441	56-160	400-917	40-325A	401-310	41-125A
400-003	94-65	400-441	71-35	400-921	25-95	401-310	58-125
400-003	95-70	400-441	77-15	401-186	20-190	401-310	67-200
400-004	21-135	400-443	24-240	401-188	27-225	401-310	68-335
400-004	23-85	400-443	67-120	401-188	27-230	401-310	90A-15
400-004	63-75	400-444	2-240	401-188	62-70	401-315	4-340
400-008	62-55	400-444	33-55A	401-188	65-105	401-315	41-75
400-009	24-235	400-444	67-300	401-194	24-220	401-315	62-45
400-009	41-70	400-446	67-70	401-261	31-130	401-316	4-345
400-009	41-185	400-446	81-155	401-265	15-525	401-318	40-285
400-012	27-205	400-448	67-155	401-266	5-60B	401-318	40-315
400-012	67-60	400-450	21-140	401-266	22-150	401-318	67-335
400-012	67-220	400-450	66-35	401-266	23-135	401-320	28-250
400-014	47-595	400-451	27-245	401-266	28-145	401-329	28-165
400-014	66-155	400-451	64-30	401-266	35-165	401-333	68-285
400-017	20-210A	400-451	64-145	401-266	47-590	401-335	27-215
400-019	25-25	400-453	51-80	401-266	61-55	401-353	65-145
400-019	64-105	400-455	67-160	401-266	61-115	401-354	65-20
400-054	18-55	400-457	70-40	401-266	66-260	401-365	65-115
400-054	56-175	400-466	77-95A	401-266	66-265	401-374	63-95
400-054	56-185	400-468	56-56	401-266	67-295	401-375	29-60
400-055	62-130	400-485	69-50	401-266	69-65	401-385	62-75
400-056	68-340	400-496	62-145	401-266	101-30A	401-387	63-70
400-060	59-245	400-653	68-345	401-266	101-35C	401-392	47-610
400-061	59-245	400-665	15-285	401-266	101-40C	401-393	79-20
400-109	24-300	400-667	47-395	401-266	101-65K	401-394	58-120
400-113	15-245	400-668	15-375	401-269	2-235	401-394	79-15
400-117	21-155	400-672	63-90	401-269	24-210	401-404	24-275
400-192	57-130	400-674	62-135	401-269	24-315	401-405	24-260
400-322	24-225	400-674	65-125	401-269	51-65	401-421	24-245
400-437	40-100	400-679	56-170	401-269	64-155	401-456	25-215
400-437	49-140	400-680	67-125	401-269	64-170	401-515	24-265
400-437	49-195	400-680	68-315	401-269	66-175	401-546	47-235

PIPER AIRCRAFT, INC.
PA-34-220T
AIRPLANE PARTS CATALOG

NUMERICAL INDEX

Part Number	Figure and Index No.	Part Number	Figure and Index No.	Part Number	Figure and Index No.	Part Number	Figure and Index No.
402-057	10-315	404-105	24-225C	404-395	24-10B	404-526	47-590B
402-060	10-320	404-138	2-275	404-395	27-135B	404-526	48-166C
402-285	20-170	404-224	14-80	404-395	27-240B	404-526	48-167C
402-286	20-165	404-224	15-520	404-396	24-250C	404-526	48-271B
402-680	20-175	404-224	16-240	404-490	43A-105A	404-526	48-280B
402-765	93-70	404-224	20-185A	404-526	2-235B	404-526	48A-45
402-775	12-300B	404-224	47-560	404-526	2-240B	404-526	48A-100
402-889	66-280	404-224	56-150A	404-526	2-270B	404-526	48A-150
402-890	14-205	404-224	56-155A	404-526	5-55C	404-526	48A-195
402-890	66-215	404-224	56-180A	404-526	5-60C	404-526	49-305
402-891	66-190	404-224	59-90	404-526	9-205C	404-526	51-75
402-893	51-64	404-224	67-115A	404-526	9-220C	404-526	51-95B
402-897	14-200	404-224	67-305B	404-526	18-125	404-526	55-90B
402-899	2-85	404-225	24-150	404-526	18-210	404-526	55-100B
402-899	2-90	404-225	51-90	404-526	18-230	404-526	56-56A
402-899	2-95	404-225	69-40	404-526	18-250	404-526	56-165D
402-903	2-315	404-225	71-275	404-526	20-165C	404-526	56-300
402-907	2-350	404-243	31-120A	404-526	20-170C	404-526	60-195C
402-908	2-355	404-320	67-100	404-526	21-140C	404-526	60-205C
402-909	2-305	404-321	31-95	404-526	23-90B	404-526	60-215C
402-909	2-340	404-321	31-155	404-526	24-210B	404-526	60-225C
402-910	2-310	404-321	64-135	404-526	24-215C	404-526	62-140B
402-910	2-325	404-321	71-255	404-526	24-230B	404-526	62-145B
402-911	2-320	404-322	12-300C	404-526	24-240B	404-526	64-30D
402-914	2-330	404-322	24-290	404-526	24-305B	404-526	64-140B
402-915	2-335	404-322	31-20	404-526	24-310B	404-526	64-145D
402-921	24-10	404-322	62-160	404-526	24-315B	404-526	64-155B
402-921	27-240	404-322	67-95	404-526	27-80B	404-526	64-170B
402-934	27-135	404-322	81-120	404-526	27-245B	404-526	66-35D
402-978	27-235	404-323	15-645	404-526	28-145B	404-526	66-50C
402-990	28-160	404-323	44-125D	404-526	28-235B	404-526	66-175B
403-054	31-100	404-323	44A-115D	404-526	28-255B	404-526	66-260C
403-055	31-190	404-325	66-180	404-526	31-85B	404-526	66-265B
403-056	31-90	404-391	15-295	404-526	31-90B	404-526	67-70A
403-057	31-85	404-391	68-315B	404-526	31-100B	404-526	67-155B
404-100	24-255C	404-391	68-345B	404-526	31-105C	404-526	67-295B
404-100	27-140B	404-392	15-385	404-526	31-110B	404-526	67-300C
404-100	27-145C	404-392	18-70	404-526	31-115C	404-526	67-305G
404-100	32-150B	404-392	24-270C	404-526	31-120B	404-526	67-335B
404-100	56-175C	404-392	24-320B	404-526	31-190C	404-526	68-230C
404-100	56-185E	404-392	47-390	404-526	31-195B	404-526	68-235C
404-100	59-245B	404-392	62-135B	404-526	32-65A	404-526	68-265B
404-100	62-130B	404-392	63-90B	404-526	32-155B	404-526	68-325B
404-100	67-125B	404-392	65-125B	404-526	32-165A	404-526	69-50B
404-101	15-255	404-392	66-190C	404-526	33-55C	404-526	69-55B
404-101	24-300B	404-392	66-280D	404-526	35-165D	404-526	69-60B
404-101	25-180B	404-392	68-340B	404-526	40-345D	404-526	70-40B
404-101	28-150B	404-392	77-50	404-526	45A-40D	404-526	71-95C
404-102	25-185B	404-392	78-165C	404-526	47-240C	404-526	72-35C
404-102	28-155B	404-393	27-155B	404-526	47-310D	404-526	72-40C
404-104	68-270	404-394	57-140	404-526	47-430	404-526	72-190C

PIPER AIRCRAFT, INC.
PA-34-220T
AIRPLANE PARTS CATALOG

NUMERICAL INDEX

Part Number	Figure and Index No.	Part Number	Figure and Index No.	Part Number	Figure and Index No.	Part Number	Figure and Index No.
404-526	77-15B	404-530	2-85B	404-532	79-15C	406-618	3-50
404-526	77-95H	404-530	21-135B	404-532	79-20B	406-625	45A-270C
404-526	78-70C	404-530	21-145B	404-534	49-150	406-625	101-65C
404-526	81-145C	404-530	23-85B	404-534	49-205	406-625	101-65Q
404-526	81-180B	404-530	24-65B	404-534	67-160B	406-625	101-65V
404-526	83-225B	404-530	24-235B	404-556	14-200B	406-637	20-175C
404-526	83-230A	404-530	24-295C	404-556	14-205B	406-639	66-210A
404-526	90A-5B	404-530	25-25B	404-561	94-65C	406-660	27-220
404-526	90A-10B	404-530	25-110	404-563	24-245B	406-706	35-155A
404-528	56-40F	404-530	28-165B	404-563	24-260B	406-709	20-70B
404-528	72-65B	404-530	28-250B	404-563	24-275B	406-709	20-90B
404-528	72-165G	404-530	30-40A	404-593	94-50C	406-709	101-65D
404-528	77-71B	404-530	40-75D	404-839	56-132C	406-709	101-65S
404-528	86A-20C	404-530	40-310B	404-843	28-135	406-927	2-230
404-528	86A-50C	404-530	40-315B	404-888	21-155B	406-942	2-205A
404-528	86A-85B	404-530	56-236B	404-888	47-600A	406-945	20-210C
404-528	86A-90B	404-530	56-237B	404-889	20-190B	406-945	67-200C
404-528	91A-45B	404-530	62-55C	404-889	24-220B	406-945	67-210B
404-528	91A-50B	404-530	63-75B	404-889	27-230B	406-945	67-220D
404-528	91B-50B	404-530	64-105B	404-889	28-160B	406-945	94-65C
404-528	91B-55B	404-530	66-155B	404-889	29-60B	406-945	95-70C
404-528	93A-30B	404-530	67-60B	404-891	47-235B	407-041	19-120
404-528	97-135	404-530	68-285B	404-902	65-40B	407-041	20-200A
404-528	99-15A	404-530	68-335C	404-908	44A-40B	407-041	39-95A
404-529	9-185B	404-530	75-90E	404-923	15-630	407-041	46-5Q
404-529	15-210	404-531	2-90B	405-350	76-115C	407-041	97-60A
404-529	15-590	404-531	2-95B	405-421	10-315C	407-041	97-65A
404-529	16-315	404-531	2-100B	405-421	10-320C	407-041	97-120
404-529	18-190	404-531	2-315C	405-475	15-55	407-043	47-555
404-529	41-165B	404-531	2-330C	406-334	35-140B	407-043	56-150
404-529	45A-45C	404-531	10-315B	406-418	2-280	407-043	56-155
404-529	48-101B	404-531	10-320B	406-424	39-95	407-043	56-175B
404-529	48-310	404-531	47-365	406-428	39-75D	407-043	56-180
404-529	51-21B	404-531	62-70B	406-428	39-75H	407-043	56-185B
404-529	51-22B	404-531	62-75B	406-428	44B-45B	407-043	61-55A
404-529	54-10B	404-531	63-70B	406-428	44B-50B	407-043	61-115A
404-529	56-25C	404-531	63-95B	406-443	17-130	407-096	86A-20B
404-529	56-26B	404-531	65-20B	406-443	36-435	407-096	86A-50B
404-529	56-190B	404-531	65-105B	406-443	40-90C	407-096	86A-85A
404-529	56-250B	404-531	65-115B	406-443	40-120E	407-103	50-30
404-529	56-280B	404-531	65-145B	406-443	47-241C	407-103	50A-85
404-529	56-305B	404-532	2-305C	406-443	47-260D	407-105	51-85
404-529	64-20C	404-532	2-310C	406-443	47-265C	407-120	16-20
404-529	67-315C	404-532	2-320C	406-443	56-160C	407-136	49-335
404-529	72-165D	404-532	2-325C	406-443	68-260C	407-559	47-360
404-529	76-25C	404-532	2-335C	406-443	91B-75E	407-561	50-36
404-529	77-30D	404-532	2-340B	406-443	101-30C	407-561	50-70
404-529	80-65C	404-532	2-350B	406-443	101-35B	407-563	48-101A
404-529	81-135D	404-532	2-355C	406-443	101-40B	407-563	48-102A
404-529	101-65J	404-532	25-230	406-443	101-65M	407-564	9-220B
404-529	101-85	404-532	58-120B	406-447	39-115C	407-564	17-165

PIPER AIRCRAFT, INC.
PA-34-220T
AIRPLANE PARTS CATALOG

NUMERICAL INDEX

Part Number	Figure and Index No.	Part Number	Figure and Index No.	Part Number	Figure and Index No.	Part Number	Figure and Index No.
407-564	48-166B	408-105	101-65G	411-532	51-95	414-736	93-10
407-564	49-145	408-813	59-245C	411-532	55-90	414-736	93-45
407-564	49-200	408-813	67-305F	411-532	55-100	414-741	44B-45A
407-564	49-300	408-813	77-95D	411-532	60-195A	414-741	44B-50A
407-564	51-68	408-815	57-105	411-532	60-215A	414-741	44B-65A
407-564	51-70	408-815	75-90C	411-532	66-305A	414-748	67-40
407-564	55-90A	408-826	19-125	411-532	72-190A	414-748	67-245A
407-564	55-100A	408-834	42-65	411-532	78-70A	414-761	16-160
407-565	4-350	408-836	36-540B	411-532	83-225	414-761	16-325
407-565	47-600	410-035	5-55B	411-532	83-230	414-761	16-375
407-567	2-305A	410-035	40-40A	411-532	90-5	414-762	2-285B
407-567	2-310B	410-039	50-270	411-532	91A-10A	414-762	16-330
407-567	2-340A	410-039	50A-5	411-532	91A-35A	414-762	67-250
407-567	2-350A	410-039	50A-95	411-532	91A-70A	414-763	20-70
407-567	47-610A	410-039	66-210	411-532	91C-20A	414-763	20-90
407-568	48A-160B	410-043	90A-5	411-532	91C-45A	414-763	47-65
407-569	52-145	410-046	90A-10	411-533	28-235	414-763	72-165C
407-574	23-90A	410-047	2-115	411-533	40-120A	414-769	16-310
407-581	49-60	410-047	68-65A	411-533	45A-175B	414-772	41-180
407-584	50-260A	410-047	81-180	411-533	48-167A	414-774	15-165
407-584	51-66	410-048	18-215	411-533	48A-140	414-780	36-315B
407-584	51-95A	410-054	2-283A	411-533	48A-185	414-783	2-285B
407-586	10-320A	410-054	20-149	411-533	49A-180	414-783	20-115
407-587	2-310A	410-069	20-110	411-533	50-260B	414-783	20-145C
407-587	2-320A	410-069	20-140	411-533	91-20	414-783	20-146
407-587	2-325A	410-243	17-145	411-533	91B-10A	414-783	20-155
407-587	2-355A	410-249	18-180	411-533	91C-15A	414-783	39-85A
407-587	52-155A	410-324	31-120	411-534	49-310	414-793	47-95
407-587	52-160A	411-530	41-225A	411-534	60-205A	415-179	20-150
407-608	76-110	411-531	32-165	411-534	60-225A	415-261	36-255A
407-613	23-85A	411-531	47-265A	411-534	72-35A	415-296	81-135A
407-625	48-195A	411-531	49-325	411-534	72-40A	415-305	15-580
407-674	49-320	411-531	49A-185	411-534	84A-60A	415-308	2-225B
407-675	49-330	411-531	56-295	411-534	91B-40A	415-308	15-495
407-676	52-185	411-531	78-85A	411-536	15-40	415-308	56-275
407-677	52-190	411-531	84A-60A	411-536	31-195	415-308	64-20A
407-800	15-60	411-532	10-375	411-537	40-90	415-309	2-225A
407-800	47-550	411-532	35-155	411-537	67-305	415-309	2-255
407-800	66-280C	411-532	36-540	411-538	9-220A	415-309	51-21
407-800	67-305E	411-532	40-120B	411-538	40-105A	415-309	57-96
408-042	77-71A	411-532	47-240D	411-538	56-126	415-309	81-185A
408-042	94-50B	411-532	47-241A	411-538	67-115	415-309	81-190A
408-043	75-55A	411-532	47-260B	411-540	17-120	415-311	15-610
408-044	9-205B	411-532	47-310C	411-544	72-100A	415-312	2-260
408-044	15-40A	411-532	47-515A	414-490	57-125	415-318	43A-145A
408-044	16-460	411-532	48-166A	414-506	44B-70A	415-319	8-65A
408-051	24-145A	411-532	48-271	414-508	77-71	415-319	81-105C
408-051	24-150A	411-532	48-280	414-515	57-115	415-321	10-450
408-051	49A-165	411-532	48A-35	414-588	71-6	415-364	75-90
408-100	67-305A	411-532	48A-95	414-600	68-95	415-370	41-190A
408-105	28-265A	411-532	49A-145	414-690	68-145	415-372	41-190

PIPER AIRCRAFT, INC.
PA-34-220T
AIRPLANE PARTS CATALOG

NUMERICAL INDEX

Part Number	Figure and Index No.	Part Number	Figure and Index No.	Part Number	Figure and Index No.	Part Number	Figure and Index No.
415-376	36-375	415-531	75-55	415-628	93A-25	419-920	2-245
415-376	36-375	415-532	50-25	415-632	48-101	419-920	2-245A
415-378	2-265	415-532	50A-80	415-632	56-65A	419-920	4-365
415-378	20-148	415-533	16-15	415-632	56-280	419-920	32-160
415-378	35-180C	415-533	22-160A	416-300	101-65A	419-920	36-230
415-379	47-60	415-533	45A-45B	416-300	101-65E	419-922	2-400
415-379	47-90	415-533	45A-270B	416-300	101-65N	419-923	84A-280
415-421	68-140	415-533	50-115	416-300	101-65R	420-216	46-5P
415-495	19-55	415-533	50A-175	416-300	101-80	420-706	68-70
415-495	57-91	415-533	56-25B	416-381	72-145A	424-026	15-350
415-495	57-120	415-533	56-225	416-390	68-40	424-032	32-150C
415-497	16-420	415-533	56-305	416-778	15-75	424-032	63-80B
415-498	13-305	415-533	66-65A	416-785	18-235	424-039	56-170A
415-499	80-65A	415-533	66-70A	416-794	91A-25A	424-041	15-275
415-504	87A-25A	415-533	67-230	416-794	91B-25A	424-041	15-300
415-504	87A-26A	415-533	67-315A	416-801	61-150	424-041	68-315C
415-510	56-132A	415-533	72-90	418-417	49-340	424-041	68-345C
415-513	101-15A	415-533	77-30A	418-419	49A-160	424-051	15-260
415-514	5-95A	415-535	48A-115	418-525	56-139	424-051	15-390
415-514	93-80	415-535	56-76	419-520	66-40	424-051	15-415
415-517	65-40A	415-535	56-250A	419-625	36-470	424-051	15-435
415-518	39-75B	415-535	56-290	419-626	36-320	424-051	15-475
415-518	39-75F	415-535	58-107	419-641	19-155A	424-051	16-105
415-518	56-137	415-535	63-40A	419-641	19-160A	424-051	16-125
415-518	63-60A	415-535	63-45A	419-641	19-165A	424-051	16-485
415-518	72-65A	415-535	76-120	419-641	19-175A	424-051	18-75
415-518	86A-20A	415-535	77-30C	419-641	19-180A	424-051	24-255D
415-518	86A-50A	415-535	101-65F	419-641	19-195A	424-051	27-140C
415-518	86A-85	415-536	19-50	419-641	19-225A	424-051	27-145D
415-518	86A-90	415-536	35-135	419-641	19-240A	424-051	27-150B
415-518	91A-45A	415-536	35-135A	419-641	19-245A	424-051	27-155C
415-518	91A-50A	415-536	35-135B	419-641	39-105A	424-051	33-110B
415-518	91B-50A	415-536	35-135C	419-646	36-106	424-051	33-115B
415-518	91B-55A	415-536	35-180C	419-646	36-236	424-051	33-120B
415-518	97-115	415-536	36-190	419-646	36-237	424-051	40-275B
415-519	56-57	415-536	36-490	419-648	17-180	424-051	40-280B
415-519	93A-30	415-536	56-190	419-648	99-25	424-051	40-305B
415-519	99-20	415-537	35-10A	419-678	15-15	424-051	56-145B
415-520	40-34	415-537	56-26	419-678	17-200A	424-051	56-175D
415-520	56-40G	415-538	48-305	419-681	17-200B	424-051	56-185F
415-520	72-165E	415-539	17-160	419-681	19-65	424-051	56-240D
415-520	89-60B	415-539	76-25B	419-683	15-110	424-051	59-80B
415-520	97-60	415-540	41-165	419-708	36-255A	424-051	59-225B
415-520	97-150	415-540	48-102	419-708	36-275A	424-051	59-246
415-520	99-15	415-544	15-105	419-806	36-145B	424-051	59-295C
415-521	20-200C	415-544	16-425A	419-806	36-235B	424-051	62-90
415-521	97-65	415-544	24-205A	419-806	39-32	424-051	62-130C
415-521	97-140	415-544	51-22	419-806	84-280	424-051	62-135C
415-521	101-65T	415-544	54-10A	419-806	84A-325	424-051	63-90C
415-523	94-50A	415-544	54-15	419-918	35-140	424-051	64-55C
415-531	28-265	415-545	47-190B	419-918	35-145	424-051	64-60B

PIPER AIRCRAFT, INC.
PA-34-220T
AIRPLANE PARTS CATALOG

NUMERICAL INDEX

Part Number	Figure and Index No.	Part Number	Figure and Index No.	Part Number	Figure and Index No.	Part Number	Figure and Index No.
424-051	65-135B	424-174	40-275	451-841	84-115	452-744	67-190
424-051	66-30B	424-174	56-145	451-841	84A-115	452-793	27-75
424-051	66-165B	424-175	15-465	451-853	45A-112	452-935	78-35
424-051	66-190D	424-175	33-110	451-859	61-140	452-935	80-35
424-051	66-240A	424-175	59-225	451-881	45A-245	453-124	25-165
424-051	66-280E	424-176	15-465	451-939	45-150	453-124	28-115A
424-051	67-125C	424-176	56-240	451-939	45A-195	453-452	94-35
424-051	67-133C	424-176	59-80	451-941	45A-200	453-452	95-60
424-051	68-340C	424-176	64-60	452-104	17-170	453-679	9-210
424-051	72-70D	424-178	64-55	452-104	41-215	453-680	60-140
424-051	77-35A	424-180	66-30	452-202	27-70	453-709	77-66
424-051	78-165D	424-181	27-150	452-331	25-65	453-714	33-105
424-052	24-270D	424-181	33-115	452-334	24-25	453-791	85-75
424-052	24-300C	424-182	63-80	452-334	64-130	453-864	44-175A
424-052	24-320C	424-184	33-120	452-334	71-270	453-864	44A-150A
424-052	25-180C	424-187	71-280	452-334	81-115	453-864	44B-105A
424-052	25-185C	424-192	17-40	452-335	31-15	453-878	66-290
424-052	28-150C	424-203	16-475A	452-335	31-145	453-879	66-195
424-052	28-155C	424-204	15-405	452-335	62-120	453-901	4-355
424-052	57-145	424-204	16-475	452-335	67-85	453-989	47-45
424-052	65-125C	424-205	40-280	452-336	67-90	453-996	94-50
424-052	66-105A	424-231	65-135	452-357	24-140	454-732	86-13C
424-052	67-235	424-357	33-75	452-372	68-165	454-732	86A-60E
424-052	71-280B	424-543	4-330	452-386	40-255	454-732	96-50
424-053	65-110	434-120	71-45	452-387	4-290	454-734	78-130
424-053	67-240	434-131	47-200	452-387	4-300	454-736	86A-60B
424-059	24-10C	434-132	78-50	452-387	22-95	454-736	101-105
424-059	27-135C	434-133	47-265E	452-387	22-105	454-738	54-50
424-059	27-240C	434-138	16-35	452-387	23-80	454-738	86-13
424-059	63-85	434-138	45A-320	452-387	81-125	454-738	86A-60C
424-060	40-300	434-140	47-320A	452-388	68-280	454-738	96-55
424-060	68-270B	434-142	47-285	452-389	68-275	454-738	101-110
424-061	65-25	434-155	72-15A	452-413	66-206	454-739	86-13A
424-062	4-335	434-158	49-345	452-413	66-285A	454-739	86A-60D
424-062	62-40D	434-160	49-55	452-448	25-60	454-755	86A-60
424-071	28-175	434-189	49-355	452-534	24-35	454-758	86-13E
424-085	24-225D	434-197	49-350	452-538	14-70	454-758	86A-60H
424-085	24-250D	450-052	91-1	452-540	24-55	454-763	95-45
424-095	17-45	451-724	25-195A	452-552	24-285	454-763	96-70
424-095	64-120B	451-735	25-200	452-568	15-515	454-764	94-60
424-096	31-25	451-735	28-205	452-575	27-20	454-764	96-65
424-123	64-185	451-747	25-195	452-575	27-35B	454-766	86A-60A
424-123	66-235A	451-747	28-200	452-584	5-60A	454-766	101-115
424-139	40-305	451-786	30-30	452-584	31-150	454-797	89-35
424-141	15-265	451-802	97-15	452-606	56-35	454-797	95-45
424-148	15-345	451-827	72-150	452-606	77-20	454-797	96-70
424-162	16-115	451-828	55-15	452-616	69-30	454-803	45A-155A
424-163	16-95	451-834	56-132	452-679	43-105	454-838	36-480
424-164	59-295	451-835	81-175	452-692	40-360A	454-848	47-520A
424-164	72-70B	451-835	84A-260	452-706	81-140	454-852	55-85
424-172	17-35	451-841	67-45	452-729	71-260	454-862	55-70

PIPER AIRCRAFT, INC.
PA-34-220T
AIRPLANE PARTS CATALOG

NUMERICAL INDEX

Part Number	Figure and Index No.	Part Number	Figure and Index No.	Part Number	Figure and Index No.	Part Number	Figure and Index No.
454-862	56-129	455-173	71-235	458-934	60-115	462-012	84-70
454-868	47-240A	455-173	76-100	458-938	48-150	462-012	84A-70
454-868	47-265D	455-211	91A-70	458-938	60-120	462-024	25-120
454-868	48-168	455-211	91C-20	458-946	48-145	462-024	28-110
454-868	48A-30	455-288	48A-155	458-958	45-135	462-061	59-110A
454-868	54-10	455-404	83-165	459-441	16-410	462-061	59-135A
454-868	55-65	455-417	46-365	460-110	100-35	462-061	59-140A
454-868	55-105	455-738	40-50	460-112	100-35	462-061	59-145A
454-868	101-100	455-741	42-50	460-113	100-35	463-256	47-220
454-887	40-120	455-742	43-5B	460-585	45-160	463-257	47-220A
454-927	48-270	455-743	42-25	460-585	45A-210	463-390	46-60B
454-929	48-265	455-751	42-55B	460-602	85-76	463-400	50A-155
454-929	48-275	455-751	43-65B	460-632	47-525	463-415	76-40A
454-929	60-195	455-770	40-65A	460-686	25-50	463-416	2-180F
454-929	60-215	455-772	43-5B	460-690	27-35	463-416	2-180N
454-929	60-225	455-773	42-25	460-801	2-60	463-416	50-245
454-929	76-25	455-774	40-320C	460-801	27-190	463-518	83-260
454-930	60-220	455-968	33-25	460-823	27-10	463-518	84A-270C
454-930	72-190	455-968	34-1	460-888	45-35	463-615	85-27
454-930	83-175	456-427	83-10	460-888	45A-40A	463-630	87-16A
454-933	48-167	456-428	83-15	461-391	39-90A	464-142	16-415
454-933	60-205	456-429	83-20	461-628	84A-225B	464-362	97-80
454-934	46-60A	456-615	80-70	461-629	68-380	464-412	15-85
454-935	40-335A	456-682	61-160	461-629	100-25A	464-440	46-5D
454-935	45A-270A	456-682	102-100	461-653	91C-50B	464-441	46-5E
454-935	48-166	456-703	84-220E	461-657	84A-225A	465-258	68-375
454-935	48A-30A	456-703	85-30F	461-657	85-42	465-258	91C-35A
454-935	48A-90	456-703	85-62	461-657	91C-35B	465-258	91C-50A
454-935	56-128	456-703	85A-47	461-657	91C-75B	465-258	91C-75A
454-935	83-235	456-703	91C-35C	461-659	91A-60A	465-258	100-25B
454-976	55-110	456-703	91C-65	461-659	91B-70A	467-116	25-70
454-977	47-190	456-703	91C-75C	461-659	91C-85A	467-493	44B-95A
454-977	47-195A	458-847	48-130	461-660	91A-60	468-002	44B-95
454-977	47-240B	458-848	60-130	461-660	91B-65	468-002	97-100
454-977	47-310B	458-864	60-125	461-660	91B-70	468-006	97-105
454-977	48-260	458-871	55-50	461-660	91C-85	469-600	20-200
454-977	55-80	458-879	32-125	461-681	91A-30	469-600	97-70
454-977	55-95	458-879	46-260	461-681	91B-30	470-588	44-90
454-977	60-200	458-879	46-265	461-684	91B-65A	470-908	47-225
454-994	75-115	458-879	46-270	461-705	59-325	471-049	36-240
454-997	47-315B	458-881	59-150	461-705	61-120	471-084	40-105
454-997	47-320B	458-888	46-290	461-724	60-5	472-017	50-210
454-997	47-325	458-894	33-30	461-731	76-80	472-017	50A-125
455 173	48-170	458-894	71-60	461-736	76-65	472-027	39-25
455-002	15-25B	458-894	71-140	461-742	76-65	472-027	84-270
455-002	15-65	458-899	32-110	461-749	60-5A	472-027	84A-315
455-006	45A-175A	458-904	33-35	461-759	45A-10	472-028	54-65
455-016	48A-105	458-905	59-135	461-759	83-25A	472-028	85-30E
455-124	25-160	458-910	48A-70	461-761	45A-5	472-028	85-85B
455-124	28-120	458-933	48-125	461-761	83-25	472-028	85A-46
455-173	46-55	458-934	48A-175	461-936	40-55	472-071	93-75

PIPER AIRCRAFT, INC.
PA-34-220T
AIRPLANE PARTS CATALOG

NUMERICAL INDEX

Part Number	Figure and Index No.	Part Number	Figure and Index No.	Part Number	Figure and Index No.	Part Number	Figure and Index No.
472-071	93A-5	476-648	72-60	480-656	39-30A	484-301	50A-90
472-125	83-255	476-648	76-81	480-656	39-60I	484-305	47-400
472-200	46-310B	476-662	59-205	480-656	84-255	484-342	58-60
472-200	77-60A	476-673	44-10B	480-656	84A-300	484-342	81-80
472-200	77-65A	476-673	90-15	480-656	100-10	484-349	60-145
472-200	78-125A	476-673	91C-30	480-701	40-225	484-532	87A-30
472-200	87-1A	476-675	90-25	480-701	43-35	484-606	50A-56
472-200	87-2A	476-678	55-45	480-730	68-230	484-675	32-45
472-200	87-14A	477-563	47-610B	480-730	68-260	484-675	34-65
472-200	87-20A	477-612	45A-172C	480-730	68-265	484-684	28-95
472-200	87-21A	477-617	32-115	480-732	40-220	484-691	36-390
472-200	87A-5	477-617	46-280A	480-789	40-270	484-693	25-155
472-200	88-5B	477-618	32-130B	480-800	15-335	484-714	28-90
472-200	88-10B	477-618	47-245C	480-817	43A-80G	484-717	27-175
472-200	88-15B	477-618	48A-65	480-817	43A-80J	484-719	27-15
472-200	88-20B	477-618	48A-80	481-247	92-1	484-719	27-35A
472-200	88-25C	477-618	60-165A	481-357	47-620	484-755	2-180G
472-200	88-35B	477-618	71-165	481-361	84-85	484-755	2-180P
472-200	88-40B	477-620	83-130A	481-389	84A-80	484-755	50-250
472-200	88-45B	477-621	59-110B	481-392	84A-80	484-755	50A-150
472-200	88-55B	477-621	59-135B	481-400	84A-80	484-787	32-30
472-200	89-25C	477-624	60-175	481-626	64-115	484-790	28-75
472-200	89-30C	477-627	48-195	481-626	66-150	484-792	9-100
472-606	54-45	477-628	48-205	481-640	64-50	484-792	68-365
472-824	84-240A	477-629	48-210	481-640	66-25	484-797	25-145
472-824	84A-240A	477-629	48A-160A	481-651	64-65	484-797	28-25
472-900	83-250	477-629	48A-175A	481-651	65-15	484-818	32-35
472-904	92-10	477-629	48A-210A	481-651	68-175	484-828	28-140
473-195	39-10	477-629	60-160A	481-652	65-140	484-830	16-365
473-195	39-90	477-629	60-190A	481-753	45-5	484-842	32-180
473-642	84-140	477-631	60-180A	481-754	45-5A	484-842	48-220
473-700	39-10	477-640	16-165	481-769	45A-5	484-853	94-5
474-124	82-100	477-640	20-147	481-770	45A-10	484-934	32-40
474-128	45-45	477-668	47-555A	481-772	7-45	484-945	30-15
474-128	45A-45	477-691	60-170A	481-777	45A-5	485-082	28-30
474-364	68-45	477-691	79-75B	481-778	45A-10	485-086	25-140
474-365	50-255	477-696	19-130	481-880	71-5	485-114	34-35
474-365	50A-190	477-696	36-375B	484-091	45-20	485-193	25-170
474-642	97-85	477-696	36-375B	484-091	45A-25	485-193	28-100
475-177	94-30	477-703	79-70B	484-162	48-190	485-196	79-40C
475-177	95-55	477-708	40-285B	484-178	89-60A	485-196	79-55B
475-229	84A-270A	477-708	40-325C	484-280	44-175B	485-196	79-60B
475-272	84-230	477-708	42-60B	484-280	44A-150B	485-196	80-80
475-272	84A-230	477-729	72-120C	484-280	44B-105B	485-197	79-45C
476-647	28-195	477-771	35-140A	484-293	50-185	485-197	79-60C
476-647	30-65	477-778	35-180B	484-293	50-215	485-197	80-85
476-647	32-20	477-809	35-10B	484-293	50A-60A	485-198	79-40B
476-647	99-30	477-819	94-50C	484-293	50A-90A	485-198	79-50B
476-648	48-240	477-897	24-265B	484-293	58-55	485-301	15-550
476-648	59-60	477-922	15-460	484-293	81-75	486-029	91-25
476-648	71-25	480-426	40-265	484-301	50A-60	486-082	44-180

PIPER AIRCRAFT, INC.
PA-34-220T
AIRPLANE PARTS CATALOG

NUMERICAL INDEX

Part Number	Figure and Index No.	Part Number	Figure and Index No.	Part Number	Figure and Index No.	Part Number	Figure and Index No.
486-082	44A-155	487-922	84-90C	491-049	46-250	494-192	71-35A
486-082	44B-110	487-922	84A-90A	491-049	46-255	494-192	91B-75D
486-102	10-445	487-922	84A-90C	491-050	32-175	494-226	59-245D
486-145	15-360	487-922	84A-255	491-050	48-160	494-231	56-240C
486-151	15-90	487-925	56-131	491-050	48-200	494-285	40-90B
486-220	72-120A	487-925	67-35	491-050	71-180	494-678	97-55
486-262	19-60	487-925	72-155	491-050	76-90	494-679	44-100J
486-262	19-60A	487-925	84-110	491-053	59-140	494-679	44A-85J
486-284	44-100C	487-925	84A-110	491-053	59-145	494-679	44B-75J
486-284	44A-85C	487-936	85-45	491-055	48-165	494-719	2-365
486-284	44B-75C	488-172	36-90	491-059	46-280	494-720	2-370
486-291	2-100	488-310	46-50	491-060	71-160	498-599	44B-75H
486-304	67-65	488-310	46-260A	491-164	82-180	506-524	50-110
486-304	67-205	488-311	71-55	491-800	83-215	506-525	50-260
486-304	81-100A	488-315	46-250A	491-806	59-55	506-549	50-35
486-557	94-20	488-315	46-265A	491-806	61-30	506-549	50-60
486-557	95-30	488-315	46-275	491-806	61-100	506-556	26-55
486-636	94-55	488-315	99-50	491-960	59-120	506-616	15-560
486-636	95-40	488-316	48-140	491-978	32-5	506-627	44A-110D
486-684	91A-35	488-320	60-150	492-100	46-30	506-627	44B-125C
486-684	91B-40	488-320	71-125	492-202	59-260	506-627	48A-125
486-686	50A-145	488-327	56-140	492-202	76-85	506-629	27-235B
486-690	47-625	488-383	48A-50	492-241	46-45	506-671	15-570
486-879	16-190	488-401	39-60H	492-241	48-115	506-903	97-155
486-897	45A-172D	488-401	43A-25H	492-253	60-105	508-007	93-10A
487-081	89-70	488-401	43A-95C	492-274	59-70	508-007	93-45A
487-192	39-115A	488-401	91C-90	492-283	47-615	508-008	50A-21
487-456	93-70A	488-454	100-15	492-299	83-35	508-008	50A-100A
487-608	101-125	488-463	46-5F	492-303	71-50	514-749	44-45A
487-654	91A-50	488-509	59-195	492-401	28-115	514-749	44-80A
487-654	91B-55	488-554	44-100G	494-001	19-70	514-749	44-85A
487-672	91A-45	488-554	44A-85G	494-002	15-75A	514-749	87A-28A
487-672	91B-50	488-554	44B-75G	494-003	36-320A	514-750	44-10A
487-674	7-95	488-555	39-35B	494-003	36-470A	514-750	44-95A
487-684	2-180B	488-585	89-5	494-004	36-255B	514-751	44-50A
487-684	2-180J	488-698	59-340E	494-037	18-220	514-758	44A-40A
487-684	50-230	488-701	39-60J	494-037	18-240	514-766	9-185
487-685	50-235	488-702	32-140	494-037	50A-20	515-709	44-5A
487-687	50-240	488-702	45A-315	494-040	40-310A	515-709	44A-25A
487-689	2-180A	488-702	47-250A	494-060	47-465A	515-710	44B-25A
487-689	2-180K	488-722	46-20	494-087	50-265	515-713	44A-110B
487-689	50A-140	488-752	84A-270B	494-087	50A-100	515-714	44B-125A
487-704	50A-25	488-764	59-340D	494-093	68-230A	515-715	93-35
487-707	2-180D	489-873	64-95	494-093	68-260A	515-716	44B-35A
487-707	2-180L	489-873	66-15	494-093	68-265A	515-716	44B-40A
487-724	47-465	489-910	62-165	494-101	2-285C	515-720	9-185
487-728	50A-30	489-910	63-50	494-101	20-70A	517-719	9-185
487-733	50A-135	489-910	65-30	494-101	20-90A	519-750	16-355
487-768	91-30	489-910	68-290	494-101	41-180A	519-900	36-110D
487-922	81-170	491-048	48-155	494-101	72-165A	519-900	41-30
487-922	84-90A	491-049	32-135	494-191	61-115C	519-993	93-30

PIPER AIRCRAFT, INC.
PA-34-220T
AIRPLANE PARTS CATALOG

NUMERICAL INDEX

Part Number	Figure and Index No.	Part Number	Figure and Index No.	Part Number	Figure and Index No.	Part Number	Figure and Index No.
520-009	44-25A	548-571	44-20	553-571	68-120	554-639	83-95B
520-009	44-35A	548-572	44-20	553-603	83-5	554-639	83-195
520-009	44-55A	548-589	44-45	553-604	83-1	554-640	78-110
520-009	44-60A	548-735	44-125	553-672	84-65	554-641	47-495
520-009	44A-15A	548-735	44A-115	553-672	84A-65	554-659	45-175
520-009	44A-20B	548-810	44-75	553-673	84-75	554-664	59-305
520-009	44A-25A	548-868	44-10	553-673	84A-75	554-678	45A-215
520-009	44A-30A	548-885	44-65	553-778	68-330	554-678	45A-305
520-009	44A-35A	548-885	85-70	553-860	45A-135B	554-678	83-170
520-009	44A-45A	548-895	84-170	553-860	45A-215	554-678	83-171
520-009	44B-1A	548-895	84A-170	553-860	47-245D	554-687	62-125
520-009	44B-10A	550-503	61-10	553-891	25-150	554-710	47-310A
520-009	44B-15A	550-504	61-65	553-891	28-125	554-719	72-45
520-009	44B-20A	550-556	44-35	554-201	56-20	554-732	80-75
520-011	9-185	550-556	44A-35	554-213	16-195	554-735	28-260
520-017	67-135	550-580	44A-40	554-259	77-10	554-738	47-195
520-018	67-133D	550-580	44B-80	554-260	77-5	554-757	18-50
520-019	50A-35	550-823	46-5B	554-293	56-5	554-757	59-85
520-025	68-50	551-003	47-15	554-293	56-10A	554-760	56-25A
520-039	41-45	551-003	52-1	554-294	56-5A	554-762	47-490
520-045	39-115B	551-004	47-15A	554-294	56-21	554-770	55-75
520-056	15-145	551-004	52-1A	554-295	56-10	554-775	48A-85
520-056	16-40	551-005	47-20	554-305	56-25	554-775	48A-135
520-056	16-300	551-005	53-1	554-321	56-1	554-775	48A-180
520-059	50A-10	551-006	47-20A	554-337	47-55	554-778	46-350A
520-059	50A-95A	551-006	53-1A	554-382	44-100E	554-778	46-355
520-069	16-455	551-039	47-30	554-382	44A-85E	554-793	45A-220
524-145	56-240	551-040	47-30A	554-382	44B-75E	554-793	60-185
524-183	64-120	551-041	47-25A	554-422	40-80	554-861	45-165
524-185	66-240	551-042	47-25	554-471	32-105	554-861	99-40
538-582	102-1	551-424	41-105	554-552	41-230A	554-865	72-135
548-190	44-25	551-424	41-105C	554-552	45A-225	554-866	47-485
548-190	44A-15	551-608	25-195B	554-569	24-95	554-881	49-315
548-191	44A-15	551-609	25-195C	554-569	93A-35	554-885	47-280
548-291	44-15	551-609	28-200A	554-575	45A-112B	554-888	45-170
548-299	44A-15	551-725	28-210	554-575	45A-135B	554-925	47-350
548-331	44-40	551-725	30-1	554-575	45A-240	554-945	72-55
548-331	44A-20	551-770	28-215	554-575	45A-270E	554-947	45A-225
548-331	44B-10	551-770	29-1	554-575	72-50	554-979	27-125
548-365	44A-25	551-785	25-190	554-575	72-195	554-979	62-165A
548-407	44-40	551-785	26-1	554-575	80-95	554-979	63-55
548-407	44A-20A	552-571	44-100	554-575	83-171	554-979	64-100
548-407	44B-10	552-571	44A-85	554-575	83-240	554-979	65-35
548-435	44-60	552-571	44B-75	554-576	47-510A	554-979	66-20
548-435	44A-30	552-615	67-175	554-593	44A-17A	554-979	68-295
548-460	44-55	553-172	24-145	554-593	44B-55A	555-411	45-190
548-517	44A-15	553-182	56-205	554-611	91C-55D	555-411	45A-315A
548-559	44-95	553-266	14-75	554-613	101-120	555-411	47-250
548-561	68-370	553-266	20-185	554-621	28-185	555-457	81-1A
548-564	84-170	553-494	92-60	554-637	94-25	555-786	97-30
548-564	84A-170	553-570	68-150	554-639	45A-250	555-818	91C-55

PIPER AIRCRAFT, INC.
PA-34-220T
AIRPLANE PARTS CATALOG

NUMERICAL INDEX

Part Number	Figure and Index No.	Part Number	Figure and Index No.	Part Number	Figure and Index No.	Part Number	Figure and Index No.
555-819	91C-55A	561-027	77-65B	571-136	39-70	582-692	84A-320
555-833	77-70	561-027	78-125B	571-136	87A-31	582-783	25-240
556-039	87A-6	561-027	87-1B	571-162	89-40	582-783	102-40A
556-043	43A-80F	561-027	87-2B	571-192	44-110	582-786	25-245
556-044	84-240B	561-027	88-5C	571-192	44A-95	582-786	102-40B
556-044	84A-240B	561-027	88-10C	571-233	44-105	582-789	102-160
556-048	87A-9	561-027	88-15C	571-233	85-80	582-943	24-325
556-050	43A-80H	561-027	88-20C	572-583	93-20A	582-943	102-40
556-105	46-10	561-027	88-25D	572-592	92-35A	583-335	46-230
556-509	87A-8	561-027	89-25B	572-593	92-35A	583-393	102-110
556-509	91C-55A	561-027	89-30B	572-607	85-30A	583-537	102-130
556-510	87A-7	561-078	59-115	572-610	39-56	583-538	46-315
556-510	91C-55	564-002	86-13B	572-611	39-40	583-541	102-95
556-753	97-20	564-002	86A-60F	572-615	85-85A	583-581	20-205
557-122	85-1	564-002	94-60	572-625	85-85	583-581	102-15
557-122	85-90	564-002	96-45	572-662	39-60D	583-625	102-70
557-370	91-40	564-002	96-60	572-673	84-195	583-635	24-330
557-449	81-1	564-002	96-65	572-673	84A-195	583-635	102-35
557-580	48-250	564-862	40-340	572-675	39-59	583-636	102-5
557-732	9-185B	564-862	43-85	581-043	97-25	584-017	67-345
558-011	84A-75A	564-867	40-350	581-055	102-45	584-019	50-10
558-300	39-30D	564-867	43-95	581-114	102-90	584-019	50-55
558-300	84-260	564-876	40-350A	581-123	102-170	584-019	81-70
558-300	84A-305	564-876	41-105A	581-433	39-35A	584-127	25-235
558-790	48A-165	564-876	41-105D	581-433	44-175	584-127	28-70
558-806	33-40	564-876	43-95A	581-433	44B-105	584-134	58-65
558-806	59-40	564-878	40-340A	581-489	16-450	584-202	59-175
558-806	71-145	564-878	43-85A	581-557	102-145	584-202	60-135
558-807	46-285	564-879	41-105B	581-661	102-140	584-258	79-65A
558-815	45A-190	564-879	41-105E	581-689	102-75	584-278	84-235
558-840	83-145	564-886	40-360B	581-736	102-65	584-278	84A-235
558-850	32-130	564-887	40-360C	581-738	32-200	584-280	84-135
558-913	45-145	564-888	41-110A	581-738	102-55	584-280	84A-130A
558-913	45A-180	564-889	41-110	581-760	5-110	584-280	91C-45
558-923	45A-185	564-892	43-105B	581-883	32-195	584-297	84-220A
558-923	83-140	564-893	43-105C	581-883	102-50	584-315	43A-25G
558-925	45A-325	565-375	46-5K	581-888	102-150	584-315	43A-80C
558-925	83-135	565-375	100-5	581-928	15-20	584-315	43A-95B
559-031	91-15	565-376	46-5L	582-072	102-115	584-315	85-61
559-091	48A-210	565-376	100-20	582-457	39-110	584-375	84-140A
559-836	87-17A	565-523	97-90	582-494	102-25	584-402	36-25
559-837	87-18A	565-852	85-25	582-608	36-530	584-402	36-65
560-710	45A-40	565-873	91A-25	582-608	102-105	584-430	89-55
560-775	45-140	565-873	91B-25	582-614	46-245B	584-433	44A-150
560-835	45-155	566-315	47-520	582-614	102-85	585-012	46-5M
560-835	45A-205	566-317	47-245	582-618	102-174	585-015	39-75A
560-840	84-205	566-320	47-510	582-652	102-20	585-043	49A-155
560-840	84A-205	566-463	59-45	582-659	102-30	585-238	47-105A
561-012	79-65	571-132	75-85	582-692	39-30B	587-008	48-215
561-018	59-1	571-132	77-115	582-692	39-60G	587-105	47-105
561-027	77-60B	571-136	39-58	582-692	84-275	587-221	16-210

PIPER AIRCRAFT, INC.
PA-34-220T
AIRPLANE PARTS CATALOG

NUMERICAL INDEX

Part Number	Figure and Index No.	Part Number	Figure and Index No.	Part Number	Figure and Index No.	Part Number	Figure and Index No.
587-299	40-180	592-633	80-60A	601-255	98-1	651-981	101-45
587-381	15-315	592-662	83-45	601-257	44B-50	651-982	101-40
587-398	15-235	592-676	83-40	601-703	41-25	651-983	101-35
587-404	40-70	592-683	40-335	602-005	41-220	651-984	101-30
587-488	89-65	592-688	83-45	602-005	43A-1	651-985	101-65
587-508	35-150	592-703	82-45	602-022	41-20	651-986	101-25
587-579	2-180M	594-048	44B-95B	602-201	44A-50	651-989	101-15
587-674	2-180	596-664	97-1	602-202	44A-55	652-123	101-50
587-674	2-180H	597-893	97-110	602-203	44A-60	652-341	47-146
587-675	50-225	598-180	44B-25	602-205	44A-70	652-370	44B-65
587-681	2-180C	598-184	97-165	602-218	72-80	652-409	86-13D
587-702	94-40	598-395	2-283B	602-219	44A-10	652-409	86A-60G
587-702	95-65	598-395	2-285C	602-219	44B-1	652-534	44B-90
587-740	47-75	598-395	20-110A	602-224	44A-17	652-597	44B-60
587-763	2-180E	598-395	20-115A	602-224	44B-55	652-599	44B-85
587-847	71-230	598-395	20-140A	602-239	44B-20	652-599	101-5
587-941	80-45	598-395	20-146A	602-245	44A-75	652-600	44B-85
587-956	48-120	598-395	20-155A	602-256	44A-65	652-600	101-1
587-956	48A-151	598-445	44B-15	602-259	44A-80	652-601	101-20
587-990	48-230	598-556	44A-25	602-274	44A-29	652-602	101-60
588-014	84-190	598-593	84-40B	602-275	80-70	652-603	101-10
588-014	84A-190	598-593	84A-40B	602-293	44B-35	652-607	44B-30
588-109	78-45A	598-599	44-100H	602-297	44A-28	653-117	59-210
588-178	44-140	598-599	44A-85H	602-304	44A-18	653-521	88-10A
588-178	85-66	598-881	44A-55A	602-305	44A-19	653-525	88-20A
588-206	48-120A	598-930	100-1A	602-319	44B-5	653-529	88-5A
588-206	48A-151A	599-012	46-205	602-500	101-135A	653-562	89-30A
588-330	46-5G	599-012	99-1	602-514	48A-215	653-588	85-5C
588-362	84-175	599-179	84-220F	602-701	88-1	653-588	85-66A
588-362	84A-175	599-402	43A-80B	602-828	46-350B	653-620	32-105
588-380	91C-70	599-403	76-80A	603-302	15-480	653-631	85A-10
588-414	56-230	599-405	72-5A	603-304	35-180B	653-631	85A-27
588-414	56-235	599-420	44-125A	603-305	19-50A	653-633	85A-19
588-419	59-110	599-420	44A-115A	603-314	56-170B	653-633	85A-42
588-443	60-155	599-515	98-1	603-320	42-55E	653-640	39-100
588-452	91C-60	599-525	44-50	603-320	43-65E	653-640	78-160
588-464	43A-80D	599-537	44-5	603-333	4-365A	653-643	39-100
588-469	48-225	599-545	44-80	603-333	84A-285	653-643	78-160A
588-479	48-135	599-547	44-85	603-350	32-160B	653-644	15-445
588-501	39-35B	599-590	15-555	603-353	56-57B	653-645	15-450
588-522	77-70A	599-591	15-565	603-374	97-60B	653-646	56-15
588-523	83-160	599-592	48A-200	603-374	97-65B	653-657	56-15A
588-539	45A-260A	599-593	45A-175	603-374	97-145	654-001	80-55
588-567	45A-230	599-594	48A-205	603-820	57-110	654-047	61-130
588-599	91B-35	599-677	27-120	609-097	15-640	654-048	61-135
588-792	91C-55C	600-103	44A-5	609-619	2-330A	654-096	46-305
588-794	84-40A	601-203	44B-70	651-610	44-30	654-104	72-85
588-794	84A-40A	601-203	97-160	651-663	82-1A	654-159	24-160
588-794	91C-55B	601-210	44B-45	651-666	47-155	654-168	47-260A
589-664	83-70	601-229	44B-50	651-673	98-1	654-212	68-35
589-688	80-50	601-245	44B-40	651-977	101-70	654-221	39-75E

PIPER AIRCRAFT, INC.
PA-34-220T
AIRPLANE PARTS CATALOG

NUMERICAL INDEX

Part Number	Figure and Index No.	Part Number	Figure and Index No.	Part Number	Figure and Index No.	Part Number	Figure and Index No.
654-446	87A-11	656-258	102B-40	683-502	39-30C	688-244	84A-100A
654-447	87A-10	656-259	102B-35	683-502	84-265	688-244	84A-100C
654-468	88-35A	656-267	102B-100	683-502	84A-310	688-244	84A-105B
654-502	89-25A	656-269	102B-30	683-504	92-15	688-244	89-10A
654-503	88-15A	656-271	102B-140	683-721	97-1A	688-296	46-310
654-504	77-65C	656-272	102B-20	683-745	97-1A	688-296	77-65
654-505	78-125C	656-273	102B-1	683-929	102B-155	688-296	87-1
654-506	85A-40	656-277	102-175	683-930	102B-20A	688-296	87-20
654-525	87A-13	656-278	102-175A	683-931	102B-95	688-296	87A-2
654-526	87A-23	656-281	102-80	683-932	102B-100	688-296	88-10
654-527	87A-12	656-282	102-125	683-937	102-200	688-296	88-15
654-542	43A-25F	656-283	102-125I	683-938	102B-100	688-296	88-20
654-542	43A-95A	656-284	102-125A	683-939	102B-105	688-296	88-40
654-545	45A-112A	656-318	102B-145	683-942	102B-105	688-296	88-45
654-556	61-90A	656-341	102B-175	683-957	102-140	688-296	88-55
654-557	61-90	656-345	102B-15	683-965	102B-205	688-296	89-25
655-100	17-175	656-347	102B-1	683-987	102B-75A	688-297	87A-3
655-100	41-210	656-348	102B-5	683-988	102B-80A	688-297	88-5
656-047	102B-190	656-352	102B-10	683-989	102B-85A	688-297	88-35
656-108	102A-120	656-353	102B-105	683-990	102B-90A	688-298	77-60
656-108	102B-155	656-354	102B-95	683-991	102B-95A	688-298	78-125
656-142	102A-130	656-355	102B-90	683-992	102B-100A	688-298	87-2
656-142	102B-160	656-356	102B-180	683-993	102B-105A	688-298	87A-4
656-144	102A-90	656-363	102B-185	684-727	102B-195	688-298	89-30
656-144	102B-125	656-364	102B-105	684-728	102B-200	688-298	101-130
656-145	102A-85	656-365	102B-55	684-745	102B-210	688-309	87-21
656-145	102B-120	680-145	91-45	686-046	91-35	688-366	85-35A
656-146	102A-80	680-475	44A-45	686-086	84A-245	688-377	77-60C
656-146	102B-115	680-786	47-300	686-088	60-235A	688-381	87-3
656-147	102A-115	680-789	40-295	686-207	40-330C	688-425	80-45A
656-147	102B-150	681-121	66-165	686-208	40-335B	688-426	85-5B
656-151	102A-25	681-145	16-110	686-216	84A-80	688-483	87A-27
656-152	102B-135	683-291	102A-10	686-812	84-220B	688-602	88-25B
656-153	102A-100	683-291	102B-45	686-813	84-220C	688-717	87A-25
656-153	102B-130	683-292	102A-135	686-814	84-220D	689-106	80-50A
656-154	36-110E	683-292	102B-165	686-814	84-225A	689-690	102-200A
656-155	36-110F	683-293	102B-170	686-822	97-106	689-928	79-5
656-156	36-110G	683-294	102A-15	687-210	10-440	689-931	83-45
656-158	102-60	683-294	102B-50	687-211	87-15	689-941	72-5
656-223	102B-95	683-298	102A-35	687-211	87-25	689-941	74-1
656-224	102B-105	683-298	102B-65	687-692	102-200	689-979	72-1A
656-226	102B-110	683-307	36-71A	687-800	86-13F	690-100	40-360
656-227	102B-80	683-312	102-80	687-801	86A-60J	690-100	43-105A
656-228	102B-85	683-313	102-120	687-901	67-134	690-101	15-220
656-229	102B-90	683-315	102-180	688-002	85-120A	690-401	27-130
656-230	102B-70	683-324	102-105	688-139	88-25A	690-402	27-115
656-231	102B-75	683-339	102-70	688-244	84-95A	690-502	47-270
656-235	102-165	683-366	102B-60	688-244	84-100A	690-502	94-30
656-237	102-10	683-408	102-185	688-244	84-105A	690-502	95-55
656-255	102-80A	683-410	102-195	688-244	84-105C	690-601	15-600
656-257	102B-5	683-411	102-190	688-244	84A-98A	690-609	8-65B

PIPER AIRCRAFT, INC.
PA-34-220T
AIRPLANE PARTS CATALOG

NUMERICAL INDEX

Part Number	Figure and Index No.	Part Number	Figure and Index No.	Part Number	Figure and Index No.	Part Number	Figure and Index No.
690-609	10-455	690-609	63-80A	690-611	56-236A	690-612	40-120D
690-609	15-380	690-609	64-30A	690-611	56-237A	690-612	40-275A
690-609	15-430	690-609	64-55B	690-611	58-130	690-612	40-345A
690-609	15-470	690-609	64-60A	690-611	62-45A	690-612	41-225B
690-609	15-530	690-609	64-120A	690-611	62-55B	690-612	43-90B
690-609	18-65	690-609	64-140A	690-611	64-105A	690-612	43-100B
690-609	18-120	690-609	66-30A	690-611	64-145B	690-612	43A-145B
690-609	18-205	690-609	66-35A	690-611	66-95	690-612	45A-175C
690-609	18-225	690-609	66-165A	690-611	66-105	690-612	47-241B
690-609	18-245	690-609	66-190B	690-611	66-155A	690-612	47-260C
690-609	20-165B	690-609	66-215A	690-611	67-60A	690-612	47-405
690-609	20-170B	690-609	66-260B	690-611	67-200A	690-612	47-500A
690-609	21-140B	690-609	66-280B	690-611	67-210A	690-612	47-505B
690-609	22-150A	690-609	67-133A	690-611	67-220A	690-612	47-590A
690-609	22-155A	690-609	67-160A	690-611	67-335A	690-612	48-167B
690-609	23-135A	690-609	67-295A	690-611	68-180	690-612	48-271A
690-609	24-215B	690-609	67-300A	690-611	68-285A	690-612	48-280A
690-609	24-230A	690-609	67-305D	690-611	76-115B	690-612	49A-150
690-609	24-270A	690-609	68-235A	690-611	90A-15A	690-612	56-127
690-609	24-320A	690-609	68-325A	690-612	2-235A	690-612	56-160B
690-609	27-80A	690-609	69-50A	690-612	2-240A	690-612	56-165B
690-609	27-140A	690-609	69-60A	690-612	2-270A	690-612	56-185C
690-609	27-145B	690-609	72-190B	690-612	5-55D	690-612	56-240A
690-609	27-150A	690-609	77-95C	690-612	5-60D	690-612	59-245A
690-609	28-145A	690-609	78-70B	690-612	9-205A	690-612	60-205B
690-609	28-235A	690-609	81-145B	690-612	10-315A	690-612	60-225B
690-609	28-255A	690-611	2-85A	690-612	14-200A	690-612	61-55B
690-609	32-155A	690-611	15-250	690-612	14-205A	690-612	61-115B
690-609	36-430	690-611	16-480A	690-612	15-470	690-612	62-130A
690-609	36-540A	690-611	20-175A	690-612	17-125	690-612	62-135A
690-609	40-120C	690-611	20-210B	690-612	18-60	690-612	62-140A
690-609	45A-40E	690-611	21-135A	690-612	20-165A	690-612	62-145A
690-609	47-240E	690-611	21-145A	690-612	20-170A	690-612	63-90A
690-609	47-265B	690-611	21-155A	690-612	21-140A	690-612	64-30C
690-609	47-515B	690-611	24-65A	690-612	24-210A	690-612	64-55A
690-609	47-545	690-611	24-235A	690-612	24-215A	690-612	64-145A
690-609	48A-40	690-611	24-255B	690-612	24-240A	690-612	64-155A
690-609	48A-145	690-611	24-270B	690-612	24-255A	690-612	64-170A
690-609	48A-190	690-611	24-295A	690-612	24-305A	690-612	65-125A
690-609	49A-175	690-611	24-300A	690-612	24-310A	690-612	66-35B
690-609	56-58	690-611	25-35A	690-612	24-315A	690-612	66-50B
690-609	56-145A	690-611	25-100	690-612	27-145A	690-612	66-190A
690-609	56-165C	690-611	25-180A	690-612	27-245A	690-612	66-260A
690-609	56-185D	690-611	27-155A	690-612	31-195A	690-612	66-265A
690-609	56-240B	690-611	28-150A	690-612	32-65	690-612	66-280A
690-609	59-80A	690-611	40-280A	690-612	33-55B	690-612	67-120A
690-609	59-225A	690-611	40-305A	690-612	33-110A	690-612	67-125A
690-609	59-240A	690-611	40-325B	690-612	33-115A	690-612	67-155A
690-609	60-195B	690-611	41-125B	690-612	33-120A	690-612	67-305C
690-609	60-215B	690-611	42-60A	690-612	35-165B	690-612	68-230B
690-609	62-155	690-611	56-62	690-612	40-90A	690-612	68-235B

PIPER AIRCRAFT, INC.
PA-34-220T
AIRPLANE PARTS CATALOG

NUMERICAL INDEX

Part Number	Figure and Index No.	Part Number	Figure and Index No.	Part Number	Figure and Index No.	Part Number	Figure and Index No.
690-612	68-260B	690-613	56-40A	690-618	15-585	690-628	62-55A
690-612	68-340A	690-613	56-63	690-618	32-160A	690-628	62-75A
690-612	69-55A	690-613	63-75A	690-618	48-300	690-628	63-70A
690-612	69-65B	690-613	64-145C	690-618	48A-120	690-628	63-95A
690-612	70-40A	690-613	65-135A	690-618	54-10C	690-628	64-90A
690-612	71-95B	690-613	66-100A	690-618	54-15A	690-628	65-20A
690-612	71-280A	690-613	67-134A	690-618	56-26A	690-628	65-80
690-612	72-100B	690-613	67-200B	690-618	56-65B	690-628	65-90
690-612	77-15A	690-614	31-100A	690-618	56-190A	690-628	65-105A
690-612	77-95B	690-614	31-105B	690-618	56-280A	690-628	65-115A
690-612	78-85B	690-614	31-110A	690-618	56-305A	690-628	65-145A
690-612	78-165B	690-614	31-115A	690-618	67-230A	690-628	66-125
690-612	81-105D	690-614	31-130B	690-618	67-315B	690-628	66-190E
690-612	81-145A	690-614	31-190B	690-618	81-135C	690-629	2-335B
690-612	81-150A	690-614	72-35B	690-619	2-95A	690-629	24-10A
690-612	81-155A	690-614	72-40B	690-619	2-315A	690-629	24-245A
690-612	81-180A	690-616	15-100	690-619	16-305	690-629	24-260A
690-612	83-225A	690-616	15-500	690-619	28-160A	690-629	24-275A
690-612	90-5A	690-616	15-615	690-619	57-135	690-629	25-225
690-612	90A-5A	690-616	16-425B	690-619	62-70A	690-629	27-135A
690-612	90A-10A	690-616	18-185	690-619	63-105	690-629	27-240A
690-612	91-20A	690-616	24-205B	690-619	64-90	690-629	32-120
690-612	91A-10B	690-616	41-165A	690-619	65-85	690-629	41-205
690-612	91A-70B	690-616	44A-110C	690-619	65-90A	690-629	48-205A
690-612	91B-10B	690-616	44B-125B	690-619	66-130	690-629	58-120A
690-612	91B-75A	690-616	45A-45A	690-620	2-335A	690-629	67-220C
690-612	91B-75C	690-616	45A-270D	690-620	34-15	690-629	79-15A
690-612	91B-80A	690-616	51-21A	690-620	46-280B	690-629	79-20A
690-612	91B-80C	690-616	51-22A	690-620	64-30B	690-630	24-250A
690-612	91C-15B	690-616	56-139A	690-620	66-35C	690-630	24-265A
690-612	91C-20B	690-616	57-97	690-620	67-220E	690-630	47-235A
690-612	91C-45B	690-616	63-45B	690-620	101-65H	690-630	47-245B
690-612	101-30B	690-616	63-100	690-621	43A-45B	690-630	48-255
690-612	101-35A	690-616	64-20B	690-621	56-132B	690-630	48A-60
690-612	101-40A	690-616	66-70B	690-622	72-145B	690-630	48A-75
690-612	101-65L	690-616	72-120B	690-626	24-250B	690-630	48A-175B
690-613	15-410	690-616	72-165B	690-626	32-130A	690-630	48A-210B
690-613	16-260	690-616	80-65B	690-627	64-185B	690-630	60-160
690-613	16-480	690-616	81-135B	690-628	2-90A	690-630	60-165
690-613	16-480B	690-616	81-185B	690-628	2-100A	690-630	60-190
690-613	20-175B	690-616	81-190B	690-628	2-315B	690-630	66-235
690-613	20-180A	690-616	101-65B	690-628	2-330B	690-630	68-270A
690-613	25-105	690-616	101-65P	690-628	20-190A	690-630	71-165A
690-613	28-165A	690-616	101-65U	690-628	24-220A	690-631	16-320
690-613	30-40	690-616	101-75	690-628	25-185A	690-631	24-225A
690-613	30-45A	690-617	31-85A	690-628	26-50	690-631	64-185A
690-613	40-75B	690-617	31-90A	690-628	27-225A	690-631	81-140A
690-613	41-70A	690-617	31-115B	690-628	27-230A	690-632	60-180
690-613	41-75A	690-617	31-130A	690-628	28-155A	690-633	27-235A
690-613	41-185A	690-617	31-190A	690-628	29-60A	690-635	60-170
690-613	41-200	690-618	9-185A	690-628	47-360A	690-635	79-75A

PIPER AIRCRAFT, INC.
PA-34-220T
AIRPLANE PARTS CATALOG

NUMERICAL INDEX

Part Number	Figure and Index No.	Part Number	Figure and Index No.	Part Number	Figure and Index No.	Part Number	Figure and Index No.
690-636	79-70A	691-315	28-155	752-544	52-150	755-049	61-70
690-639	15-305	691-334	25-180	752-563	73-65	755-075	92-65
690-639	20-200B	691-346	23-90	752-566	52-200	755-076	92-70
690-639	56-40E	691-348	64-140	752-567	52-205	755-082	34-25
690-639	56-57A	691-411	81-90	752-584	34-30	755-096	92-85
690-639	86A-90A	691-700	72-1	752-594	53-10	755-101	44-130
690-639	97-125	691-700	73-1	752-609	82-75	755-101	44A-120
690-640	15-270	691-900	43A-25E	752-610	82-80	755-101	82-30
690-640	15-290	691-900	43A-95	752-713	52-45	755-145	76-70
690-640	16-100	692-100	47-275	752-830	26-40	755-147	47-148
690-640	16-120	692-205	97-80	752-830	29-40	755-167	47-147
690-640	57-92	693-208	79-5B	752-965	30-55	755-243	73-95
690-640	68-315A	693-215	24-250	752-966	30-50	755-252	74-20
690-640	72-70C	694-006	84-220I	753-110	32-10	755-253	74-25
690-640	72-165F	694-102	44A-15	753-201	73-120	755-255	73-110
690-640	93A-30A	694-102	44A-27	753-407	30-35	755-265	52-5
690-640	101-15B	694-102	101-55	753-430	30-45	755-302	95-50
690-642	15-185	694-111	44A-25	753-437	82-50	755-325	53-5
690-642	25-25A	694-202	44B-100	753-448	26-25	755-326	53-5A
690-642	75-90B	751-201	92-55A	753-461	52-155	755-335	94-45B
690-642	75-90D	751-202	92-55	753-462	52-160	755-338	94-45
690-642	94-65B	751-298	88-1A	753-463	52-75	755-339	94-45A
690-642	95-70B	751-324	73-115	753-850	30-60	755-376	43A-60
690-647	15-205	751-332	74-5	753-910	45-10	755-377	43A-55
690-651	2-265A	751-445	32-55	753-910	45A-15	755-378	43A-45
690-652	97-130	751-489	29-25	753-938	82-65	755-378	43A-125
690-657	66-175A	751-494	29-20	753-939	82-105	755-379	95-50
690-659	40-105B	751-772	29-35	753-944	82-85	755-401	73-40
690-660	36-375A	751-810	29-30	753-947	82-25	755-458	73-5
690-660	39-75C	751-815	45-25	753-982	52-70	755-601	53-50
690-660	39-75G	751-815	45A-30	753-986	59-15	755-602	53-60
690-664	28-250A	751-817	74-60	753-987	59-25	755-602	53-80
690-664	31-105A	751-819	26-30	754-614	29-5	755-615	73-50
690-664	49A-170	751-821	59-20	754-629	47-115	755-800	52-55
690-668	15-340	751-859	45-15	754-689	47-160	755-929	29-45
690-668	59-295A	751-859	45A-20	754-690	43A-35	755-930	29-55
690-671	50A-57	751-859	83-30	754-691	43A-65	755-932	52-50
690-672	83-130	751-874	73-30	754-761	82-95	755-933	52-35
690-801	43A-25C	751-898	59-30	754-771	73-180	755-934	52-60
690-819	3-130	751-920	73-100	754-779	73-70	755-935	52-30
690-900	83-10	751-922	73-90	754-811	73-185	755-964	26-35
690-901	83-15	751-983	59-5	754-826	52-20	755-968	52-65
691-218	46-295	752-094	30-10A	754-833	73-85	755-977	52-40
691-220	33-45	752-135	73-20	754-902	76-75	755-999	29-50
691-220	60-155A	752-355	82-35	754-911	92-30	756-048	52-15
691-220	71-240	752-367	74-75	754-912	47-165	756-118	34-20
691-220	76-95	752-511	52-155B	754-913	47-120	756-119	32-25
691-224	59-200	752-511	52-160B	755-022	73-60	756-177	73-25
691-225	46-300	752-517	59-35	755-043	52-235	756-178	73-45
691-308	28-150	752-529	73-91	755-044	61-125	756-184	74-65
691-315	25-185	752-537	52-210	755-049	61-15	756-262	74-85

PIPER AIRCRAFT, INC.
PA-34-220T
AIRPLANE PARTS CATALOG

NUMERICAL INDEX

Part Number	Figure and Index No.	Part Number	Figure and Index No.	Part Number	Figure and Index No.	Part Number	Figure and Index No.
756-284	52-135	758-395	53-165	762-006	94-70	762-616	92-40
756-286	52-195	758-431	94-10	762-006	95-20	762-632	53-150
756-289	52-125	758-434	94-15	762-023	82-60	762-677	53-35
756-291	52-165	758-435	94-15A	762-024	82-70	762-694	43A-15E
756-293	52-120	758-435	95-15	762-128	98-5	763-035	73-170
756-301	82-90	758-436	94-15B	762-133	43A-10	763-063	98-10
756-504	82-45	758-436	95-15A	762-134	43A-110	763-287	26-10
756-505	82-20	758-456	26-45	762-215	73-55	763-287	26-20
756-507	82-15	758-457	34-55	762-227	52-140	763-288	53-65
756-564	52-130	758-462	94-10	762-228	52-225	763-310	82-55
756-577	73-10	758-462	95-10	762-257	52-105	763-312	82-5
756-603	52-175	758-540	53-25	762-258	52-110	763-377	54-35
756-604	52-180	758-541	53-25A	762-259	52-95	763-378	54-36
756-606	52-170	758-558	82-40	762-260	52-230	763-450	34-50
756-607	52-90	758-559	94-65	762-318	53-160	763-451	34-5
756-621	34-40	758-559	95-70	762-333	32-50	763-452	53-40
756-664	94-65A	758-568	94-1A	762-354	53-70	763-453	53-55
756-664	95-70A	758-568	95-1A	762-359	47-135	763-454	53-55A
756-669	47-60A	758-592	53-170	762-360	47-125	763-455	53-90
756-669	47-90A	758-593	94-1	762-360	47-175	763-456	53-115
756-674	52-100	758-593	95-1	762-362	53-20	763-511	54-25
757-238	32-60	758-679	73-155	762-363	53-60B	763-718	26-5
757-249	52-80	758-679	74-50	762-365	53-105	763-719	26-15
757-255	59-10	758-686	94-1A	762-367	53-175	763-720	47-130
757-318	34-10	758-696	98-5A	762-368	53-30	763-720	47-170
757-321	52-25	758-702	47-110	762-369	53-130	763-721	53-60A
757-334	73-35	758-712	43A-15B	762-370	53-135	763-722	53-75
757-465	30-20	758-713	43A-105	762-371	53-85	763-723	53-140
757-483	30-10	758-713	43A-130	762-375	95-35	763-751	29-10
757-484	30-25	758-714	43A-105C	762-376	95-5	763-752	29-15
757-573	74-70	761-197	30-20A	762-437	45-30	763-849	2-360
757-580	34-45	761-197	30-25A	762-437	45A-35	764-696	85-30B
757-756	73-175	761-208	92-75	762-455	73-140	764-697	85-30C
757-879	32-15	761-233	53-95	762-455	74-40	764-698	85-30D
757-888	73-15	761-234	53-95A	762-456	73-145	764-759	73-160
757-899	45-35A	761-253	92-45	762-456	74-45	764-759	74-55
757-899	45A-40B	761-255	92-80	762-470	54-20	764-793	74-15
758-013	73-130	761-326	43A-15	762-563	53-155	764-795	54-5
758-013	74-35	761-327	43A-75	762-584	82-10	765-412	43A-15D
758-093	30-5	761-336	92-20	762-586	34-60	765-489	30-30A
758-127	74-80	761-605	74-10	762-587	34-70	766-004	30-10B
758-204	52-85	761-608	73-150	762-588	47-151	766-508	85A-14
758-280	52-215	761-608	74-30	762-588	53-15	766-535	43A-5
758-282	52-220	761-744	82-100A	762-590	53-45	766-537	85A-17
758-299	73-80	761-763	54-30	762-591	53-110	766-537	85A-28
758-300	73-75	761-764	54-31	762-593	53-100	766-575	82-5A
758-304	73-105	761-778	78-30	762-594	53-120	766-712	44-150
758-305	73-135	761-778	80-20	762-595	53-145	766-712	98-15
758-330	52-10	761-945	73-165	762-596	53-180	766-765	92-25
758-331	52-10A	761-990	94-70	762-597	53-185	766-796	43A-75C
758-356	52-115	762-003	92-50	762-598	53-125	766-797	43A-45A

**PIPER AIRCRAFT, INC.
PA-34-220T
AIRPLANE PARTS CATALOG**

NUMERICAL INDEX

Part Number	Figure and Index No.	Part Number	Figure and Index No.	Part Number	Figure and Index No.	Part Number	Figure and Index No.
766-798	43A-125A						
766-799	43A-60A						
766-800	43A-105B						
766-800	43A-110A						
766-853	94-1						
766-901	43A-60B						
766-902	43A-15C						
766-902	43A-75A						
766-903	43A-15G						
766-904	43A-15A						
766-905	43A-105D						
766-906	43A-130A						
766-907	43A-15F						
766-908	43A-75B						
767-237	95-5						
767-256	47-149						
767-257	47-170A						
767-258	47-130A						
767-259	47-180						
767-397	4-10B						
767-398	4-10C						
776-003	47-150						
550-580	44-70						
PS50200-002	87A-12						
PS50200-013	87-22						
PS50200-014	87A-18						
PS50200-017	88-40A						
PS50200-038	87A-16						
PS50200-039	87A-17						
PS50200-040	87A-19						
PS50200-041	87A-14						
PS50200-042	87A-15						
PS50200-043	87A-21						
PS50200-044	87A-22						
PS50200-045	87A-20						
PS50200-048	88-45A						
PS50200-049	88-55A						
PS50200-050	89-25A						
PS50200-051	89-30A						
PS50200-058	87A-24						
PS50200-063	87A-10						
PS50200-065	101-135B						
PS50200-066	101-130A						