



AIRPLANE PARTS CATALOG

SENECA IV

PA-34-220T

(SERIAL NUMBERS 3447001 THRU 3447029)

SENECA V

PA-34-220T

(SERIAL NUMBERS 3449001 AND UP)

PIPER AIRCRAFT, INC.

Published by
Technical Publications

© 1996, 1998–1999, 2002–2014, 2018–2021
Piper Aircraft, Inc.
2926 Piper Drive
Vero Beach, Florida 32960
U.S.A.



Member of GAMA
General Aviation
Manufacturers Association

PIPER AIRCRAFT, INC.
PA-34-220T
AIRPLANE PARTS CATALOG

REVISIONS STATUS

1. Definitions

A. Revision

The data in the revision column is comprised of two elements:

- (1) A Type of Revision Code: ORG = Original, CR = Complete Revision, and PR = Partial Revision. Partial Revisions (PR) are listed only until the next Complete Revision (CR) is published. Then they are removed.
- (2) The Revision Date in YYYYMMDD format. The Revision Date is the date placed on each revised page. It exists to separate one version of a page from another. Revision Date does not indicate the calendar date when the revision was actually published and available to the public. However, ***this is the date that appears in the Current Revision Checklist*** in the Customer Service Information File.

B. Publication Date

Publication Date usage has varied over the years. 1937–1996 is unknown. 1997–2013 it generally was synchronized with the revision date regardless of when the revision was published. In mid 2013 and later, the Publication Date is the calendar date when the revision was actually published and available to the public. ***This date does not appear in the Current Revision Checklist*** in the Customer Service Information File.

2. Revisions

Revisions to this PA-34-220T Seneca IV, V parts catalog (serial numbers 3447001 thru 3447029, 3449001 and up) issued July 12, 1995 are as follows:

<u>Revision Date</u>	<u>Publication Date</u>
ORG 950712	December 11, 1996
CR061210	December 10, 2006
PR070310	March 10, 2007
PR070610	June 10, 2007
PR070910	September 10, 2007
PR071210	December 10, 2007
PR080310	March 10, 2008
PR080610	June 10, 2008
PR080910	September 10, 2008
PR090310	March 10, 2009
PR090910	September 10, 2009
PR091210	December 10, 2009
PR100610	June 10, 2010
PR101210	December 10, 2010
PR110610	June 10, 2011
PR120910	September 10, 2012
PR130208	February 8, 2013
PR130501	May 1, 2013
PR140723	July 23, 2014
PR180316	March 16, 2018
PR191203	December 3, 2019
CR200221	February 21, 2020
PR210107	January 7, 2021

3. Availability

This parts catalog, related manuals and inspection reports, service publications (SB, SL, etc.) and other Piper publications are available as described in the Owner Publications Catalog (part of the Customer Service Information File, see below).

Consult the "Customer Service Information File" (a free download from the Piper Aircraft, Inc. website at <http://www.piper.com/technical-publications-documents/>) to verify that you have the latest revision.

PIPER AIRCRAFT, INC.
PA-34-220T
AIRPLANE PARTS CATALOG

INTRODUCTION

This Illustrated Parts Catalog provides simple, positive identification of replacement parts for the Model PA-34-220T Seneca manufactured by Piper Aircraft, Inc. of Vero Beach, Florida.

NOTE: DO NOT USE THIS CATALOG FOR RIGGING AND INSTALLATION PURPOSES.

1. The catalog is divided into fourteen major sections as follows:
 - a. Section I to XIII inclusive contains all replacement parts for the complete airplane. Each section is subdivided and each division includes an illustration and a parts listing.
 - b. Section XIV is the Miscellaneous Group. This group includes an illustration and parts list for the Placards and Exterior Stencils and a listing of the Piper Service and Optional Equipment Kits, Repair Kits and Special Tools.

2. The following is a brief explanation of the columns in the parts list. (Refer to EXAMPLE below).
 - a. The FIGURE AND INDEX NUMBER column indicates the illustration figure number and its part number index. EXAMPLE: (2-1), the 2 is the figure number and the -1 is the index number. Index numbers preceded by a dash (-) indicate the item is not illustrated in the figure illustration.
 - b. The PART NUMBER column contains the identifying number of the replacement part and this number must be shown on all parts orders.
 - c. Reference information is given in parenthesis in the NOMENCLATURE column under the item nomenclature. Supplemental information pertaining to parts is listed at the bottom of the NOMENCLATURE column under NOTES.
 - d. The NOMENCLATURE column indicates the part name. This name must be shown on all parts orders.
 - e. The NO. REQ. column represents the total quantity of parts per assembly. When the same part appears in two or more figures, the NO. REQ. column shows the notation REF in all figures except the primary appearance of the part, where the number required indicates total assembly quantity of the part. For example, placards are listed throughout the manual as REF except in Figures 104, 104A, 104B and 104C, where the quantity of each placard is listed. The symbol AR listed in this column means As Required.
 - f. The SERIAL NUMBERS AFFECTED column indicates the part application by airplane serial number.
 - g. Item numbers begin with item 1 for the primary part and then are listed as item 5, 10, 15, 20, until all items are assigned an item number. Each part is assigned a unique item number.
 - h. Some item numbers are listed with a letter suffix. These alpha variant items are to identify parts that are used on the left and right of the aircraft or as grouping of hardware parts that are used in the same location. For example, the left flap is item 135 and the right flap is item 135A. A bolt, washer and nut used to attach a component to the aircraft may be listed as items 10, 10A and 10B.
 - i. Metric measurements are given, where applicable, in parenthesis following standard U.S. measurements.
 - j. When shown in the part number column, the term NONPROC refers to a non-procurable item or group of items. It appears for reference purposes only. The nomenclature column will contain information to locate procurable parts of the NONPROC item.

EXAMPLE

Figure and Index Number	Part Number	NOMENCLATURE	No. Req.	SERIAL NUMBERS AFFECTED
2- 1	XXXXX-XX	DOOR ASSEMBLY - Baggage compartment	X	
2	XXXXX-XX	* TUBE ASSEMBLY - Baggage door latch	X	
3	XXXXX-XX	* * CLEVIS - Door latch tube assembly	X	
4	XXXXX-XX	* * CLIP - Door latch tube assembly	X	

In the nomenclature column, the next higher assembly relationship of items covered is shown by the degree of indention of each item and is indicated by an asterisk (*). One asterisk signifies one indention, two signifies two indentions, etc. The example listing above is interpreted as follows:

If the DOOR ASSEMBLY (not indented) is ordered, it will include the three items indented under the DOOR ASSEMBLY.

If the TUBE ASSEMBLY (indented one space) is ordered, it will include the two items indented under the TUBE ASSEMBLY.

If you want only a CLEVIS or CLIP, you order only that item.

PIPER AIRCRAFT, INC.
PA-34-220T
AIRPLANE PARTS CATALOG

3. Piper Aircraft, Inc. will supply all attaching parts to its customers in any quantity. When purchasing the attaching parts such as nuts, bolts, washers, cotter pins, etc. from Piper Aircraft, Inc., the customer or service center need only order the part(s) needed. However, parts such as rivets or consumables may have requirements in economical measures, such as pounds, gallons, etc.
4. All items of Optional Equipment are contained in the parts list in their proper sequence and sections. These items were not marked optional, since they are fully identified by their descriptions.
5. The Installation Drawings listed at the beginning of each figure are available for purchase. All other drawings are proprietary and not for sale. Contact your local Piper Distributor for more information.

ALTERNATE PART NUMBERS

The part number received may differ from the part number ordered. Typical part numbers include a 4, 5, or 6 digit base number followed by a 1, 2, or 3 digit suffix; i.e., XXXXX-XXX. Leading zeros may not be present. For example, if you order 86957-003, the part you receive may be marked 86957-3, 86957-03, or 86957-003. Additionally, in some cases, the -XXX part number may be superseded or replaced by a -8XX part number. Typically, the -XXX part is used in production and the -8XX part is used for service. Actual differences between the parts are minor, such as fewer holes, primer applied or not, etc. but the parts are otherwise identical and interchangeable.

**HOW TO IDENTIFY A PART
IF YOU KNOW WHAT IT LOOKS LIKE
AND KNOW WHERE IT IS LOCATED**

1. Refer to Figure 1 to determine the section number in which the part is used.
2. Refer to the Table of Contents and locate the section. Note the figure numbers that illustrate the various subgroups of this main section. Select the figure title you think might contain the part you wish to identify and proceed to the grid (page) specified. If you don't find the part on this illustration, try another figure in this group.
3. Refer to Figure and Index Number in the parts listing for description of the part.

HOW TO ORDER PARTS

When ordering parts for your Piper airplanes, please observe the following instructions:

1. Place your order with your local distributor or service center.
2. Specify the model and serial number of your airplane.
3. Specify Part Number, Name, Type and Quantity Required.
4. Specify the method of shipment — freight, express, parcel post, air express, air freight or air parcel post. Where the nature of the shipment requires it or when no instructions are given, we reserve the right to ship the most suitable way.
5. Request price and delivery information prior to order placement.

GENERAL INFORMATION

1. Shortages
All orders are checked before leaving our Shipping Department. A packing slip is enclosed with the shipment. Claims for errors or shortages must be made within three days after receipt of orders.
2. Returned Goods
No material should be returned without first securing written permission. Material sent in without notice will be held at the owner's risk for thirty days and will then be disposed of as we see fit. Transportation charges must be prepaid on returned goods or the shipment will be refused.
3. Transportation Liabilities
Piper Aircraft, Inc. cannot be held liable for damages to parts in transit from the factory. If a shipment is received in a damaged condition, have the delivery man or transportation company make a notation of the damage and file your claim with the carrier. In case of concealed damage, do not attempt to remove the part from the shipping container, or try to repair the damage, call the carrier and have their claim agent inspect the damage before filing your claim with the carrier.

PIPER AIRCRAFT, INC. PA-34-220T AIRPLANE PARTS CATALOG

MODEL SERIAL NUMBER INFORMATION

NOTE: The following is provided as a general reference only.

The serial numbers of the PA-34-220T Seneca IV aircraft covered by this Parts Catalog are as follows:

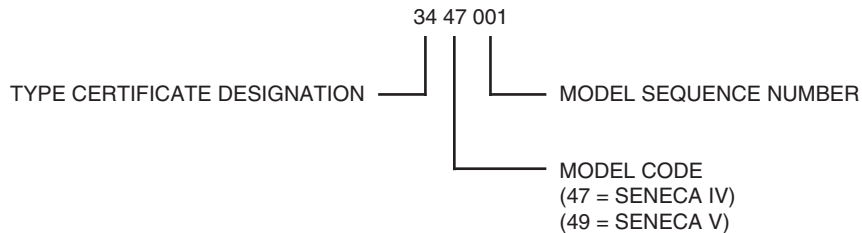
1995 Model Year	3447001 thru 3447012
1996 Model Year	3447013 thru 3447029

The serial numbers of the PA-34-220T Seneca V aircraft covered by this Parts Catalog are as follows:

1997 Model Year	3449001 thru 3449041
1998 Model Year	3449042 thru 3449096
1999 Model Year	3449097 thru 3449151
2000 Model Year	3449152 thru 3449195
2001 Model Year	3449196 thru 3449231; 3449233 thru 3449236, and 3449240
2002 Model Year	3449232; 3449237 thru 3449239; 3449241 thru 3449268; 3449270 thru 3449272, and 3449274 3449269; 3449273; 3449275 thru 3449300
2003 Model Year	3449301 thru 3449310
2004 Model Year	3449311 thru 3449322
2005 Model Year	3449323 thru 3449346
2006 Model Year	3449347 thru 3449366
2007 Model Year	3449367 thru 3449394
2008 Model Year	3449395 thru 3449403
2009 Model Year	3449404 thru 3449426
2010 Model Year	3449427 thru 3449447
2011 Model Year	3449448 thru 3449463
2012 Model Year	3449464 thru 3449487
2013 Model Year	3449488 thru 3449494
2014 Model Year	3449495 thru 3449506
2015 Model Year	3449507
2016 Model Year	3449508
2017 Model Year	3449509 thru 3449510
2018 Model Year	3449511 thru 3449513
2019 Model Year	3449514 and up

SERIAL NUMBER EXPLANATION

EXAMPLE



PIPER AIRCRAFT, INC.
PA-34-220T
AIRPLANE PARTS CATALOG

STANDARD PAINT CHART

EXTERIOR	MFG. NO.	PIPER PART NUMBER	
		QUART	GALLON
POLYURETHANE ENAMEL (Dupont Imron)			
Baja Yellow	H7850U	4175 461	1175 461
Juneau White	H7848U	4175 462	1175 462
Ocala Orange	H7857UM	4175 463	1175 463
Madrid Red	H7851UM	4175 464	1175 464
Bahama Blue	H7853U	4175 465	1175 465
Avocado	H7852U	4175 466	1175 466
Las Vegas Gold	5242U	4176 121	1176 121
Dakota Black	99U	4175 467	1175 467
Denver Brown	H7859U	4176 122	1176 122
Matador Red	H7858U	4175 468	1175 468
Royal Blue	H7856U	4175 469	1175 469
Hickory Brown	H7855U	4175 470	1175 470
Silver	4531U	4176 123	1176 123
Lime Green	H7854U	4175 460	1175 460
Sage Green	K7887U	4176 132	1176 132
Firethorn	K7888UW	4176 133	1176 133
Buckskin	K7890U	4176 135	1176 135
Dark Blue	K7891U	4176 136	1176 136
Platinum Gray	N7819U	4176 126	1176 126
Sandalwood Tan	N7818U	4176 127	1176 127
Dark Claret	K7886U	4176 131	1176 131
Burnished Gold	N8068U	4763 528	1763 528
Light Blue	K8149U	4763 529	1763 529
Dark Saddle	N8070U	4763 530	1763 530
Dark Green	N8071U	4763 531	1763 531
Saffron	K7889UH	4763 532	1763 532
Light Sandalwood	W8275	4763 533	1763 533
Light Platinum	W8274	4763 534	1763 534
Catalyst (Activator)	912S	4179 950	1179 950
Reducer	Y8485S	4179 145	1179 145
Retarder	8100S	4179 599	1179 599
Accelerator	189S	4179 951	
POLYURETHANE PRIMER (Dupont Imron)			
Wash Primer	B9287	4170 766	1179 766
Wash Primer Thinner	K1733	4179 452	1179 452
Acid Thinner	B9289	4179 403	1179 403
INTERIOR			
INSTRUMENT PANEL			
Cadet Dark Grey			170 902
Grey II			170 907

NOTE: SEE SERVICE SPARES LETTER 407 FOR AVAILABILITY OF COLOR PAINT FOR THERMOPLASTIC INTERIOR PANELS.

**PIPER AIRCRAFT, INC.
PA-34-220T
AIRPLANE PARTS CATALOG**

THIS PAGE INTENTIONALLY LEFT BLANK

**PIPER AIRCRAFT, INC.
PA-34-220T
AIRPLANE PARTS CATALOG**

TABLE OF CONTENTS

FIGURE NUMBER	FIGURE TITLE	GRID NUMBER
1	Complete Airplane	xiv
 SECTION I WING GROUP 		
2	Wing Installation.....	1-2
3	Wing Leading Edge Assembly	1-10
4	Wing Trailing Edge Assembly	1-14
5	Aileron Assembly	1-20
6	Flap Assembly	1-22
 SECTION II FUSELAGE GROUP 		
7	Fuselage Assembly - Complete	2-2
8	Fuselage Nose Cone Assembly.....	2-6
9	Fuselage Upper Forward Cockpit Assembly.....	2-8
10	Fuselage Upper Center Cockpit Assembly	2-14
11	Fuselage Upper Aft Cockpit Assembly	2-18
12	Fuselage Lower Forward Cockpit Assembly.....	2-20
13	Fuselage Lower Aft Cockpit Assembly	2-24
14	Fuselage Aft Section.....	2-28
15	Fuselage Forward Cabin Door.....	2-32
16	Fuselage Aft Cabin Door.....	2-38
17	Fuselage Aft Cargo Door	2-42
18	Fuselage Forward Baggage Door Assembly	2-44
19	Fuselage Enclosure Installation	2-48
 SECTION III TAIL SURFACES GROUP 		
20	Tail Surfaces Installation.....	3-2
21	Stabilator Assembly	3-6
22	Fin Assembly	3-10
23	Rudder Assembly.....	3-12
 SECTION IV LANDING GEAR GROUP 		
24	Nose Gear Installation	4-2
25	Nose Gear Assembly	4-6
26	Nose Wheel Assembly.....	4-10
27	Main Gear Installation	4-12
28	Main Gear Assembly.....	4-16
29	Main Wheel Assembly	4-20
30	Brake Assembly	4-22
31	Nose and Main Landing Gear Door Actuation Installations	4-24
32	Brake System Installation	4-28
33	Toe Brake Installation	4-32
34	Toe Brake Master Cylinder Assembly.....	4-34

**PIPER AIRCRAFT, INC.
PA-34-220T
AIRPLANE PARTS CATALOG**

TABLE OF CONTENTS

FIGURE NUMBER	FIGURE TITLE	GRID NUMBER
SECTION V CABIN EQUIPMENT GROUP		
35	Forward Baggage Compartment Finishing Installation	5-2
36	Cockpit Finishing Installation	5-6
37	Window Shades and Reveals Installation	5-16
38	Carpet Installation	5-18
39	Forward Fresh Air Duct and Headliner Installation	5-20
40	Front Seats Installation	5-24
40A	Amsafe Three-Point Seatbelt Airbag	5-30
41	Club Seating Installation	5-32
42	Center Seats Installation	5-36
43	Rear Seats Installation	5-38
43A	Entertainment Console (Serial Numbers 3449001 and up)	5-40
SECTION VI INSTRUMENTS GROUP		
44	Instrument Panel Installation (Serial Numbers 3447001 thru 3447029)	6-2
44A	Instrument Panel Installation (Serial Numbers 3449001 thru 3449458)	6-6
44B	Instrument Panel Installation (with Entegra and with G600)	6-10
44C	Instrument Panel Installation Seneca V G1000 (Serial Numbers 3449459, 3449467 thru 3449508)	6-14
44D	Standby Instrument and Remote Sensor Module System Installation Seneca V G1000	6-22
44E	Instrument Panel Installation G1000 NXi (Serial Numbers 3449509 and up)	6-26
45	Gyro Vacuum System Installation (Serial Numbers 3447001 thru 3447029)	6-32
45A	Gyro Vacuum System Installation (Serial Numbers 3449001 and up)	6-34
46	Pitot Static System Installation	6-42
46A	Pitot Static System Installation Seneca V G1000 (Serial Numbers 3449459, 3449467 and up)	6-50
46B	Pitot Static System Installation Seneca V G1000 NXi (Serial Numbers 3449509 and up)	6-56
SECTION VII POWERPLANT GROUP		
47	Powerplant Installation	7-2
48	Engine Instrument Lines Installation, Seneca IV (3447001 thru 3447029)	7-8
48A	Engine Instrument Lines Installation, Seneca V (3449001 and up)	7-12
49	Engine Baffle Installation, Seneca IV (3447001 thru 3447029)	7-16
49A	Engine Baffle Installation, Seneca V (3449001 and up)	7-20
50	Engine Cowl Assembly, Seneca IV (3447001 thru 3447029)	7-24
50A	Engine Cowling Assembly, Seneca V (3449001 and up)	7-28
51	Cowl Flap Installation	7-32
52	Two Blade Propeller Assembly (Hartzell)	7-34
53	Three Blade Propeller Assembly (McCauley)	7-38
54	Propeller Synchrophaser System Installation	7-40
55	Propeller Unfeathering System Installation	7-42
56	Engine Controls Installation	7-44
57	Quadrant Assembly	7-50
58	Nacelle Installation	7-54

**PIPER AIRCRAFT, INC.
PA-34-220T
AIRPLANE PARTS CATALOG**

TABLE OF CONTENTS

FIGURE NUMBER	FIGURE TITLE	GRID NUMBER
SECTION VIII FUEL SYSTEM GROUP		
59	Fuel System Installation - Wing and Fuselage.....	8-2
60	Fuel System Installation - Engine	8-6
61	Fuel Tank Assemblies.....	8-10
SECTION IX CONTROL SYSTEM GROUP		
62	Aileron Control Installation	9-2
63	Rudder Control Installation	9-6
64	Rudder Trim Installation	9-8
65	Stabilator Control Installation	9-12
66	Stabilator Trim Installation	9-16
67	Flap Control Installation	9-20
68	Control Wheel Installation	9-24
69	Bobweight Installation	9-28
70	Rudder Pedal Installation.....	9-30
SECTION X HYDRAULIC SYSTEM GROUP		
71	Hydraulic System Installation.....	10-2
SECTION XI ENVIRONMENTAL GROUP		
72	Heat and Defrost System Installation.....	11-2
73	Janitrol Heater Assembly	11-6
74	Janitrol Heater Components	11-8
75	Heater Duct Installation.....	11-10
76	Heater Fuel System	11-12
77	Heater Controls	11-14
78	Aft Fresh Air Duct Installation	11-18
79	Air Conditioning Compressor and Refrigerant Lines Installation	11-22
80	Air Conditioning Duct and Evaporator Installation	11-26
81	Air Conditioning Condenser and Scoop Installation.....	11-28
82	Oxygen System Installation	11-32
83	Ice Protection System Installation.....	11-36
SECTION XII ELECTRICAL SYSTEM GROUP		
84	Electrical System Installation, Seneca IV (Serial Numbers 3447001 thru 3447029)	12-2
84A	Electrical System Installation, Seneca V (Serial Numbers 3449001 thru 3449458)	12-6
84B	Electrical System Installation, Seneca V G1000 (Serial Numbers 3449459, 3449467 and up).....	12-14
85	Instrument Panel Electrical Installation	12-20
85A	Instrument Panel Electrical Installation Seneca V G1000 (Serial Numbers 3449459, 3449467 thru 3449508).....	12-28
85B	Instrument Panel Electrical Installation Seneca V G1000 NXi (Serial Numbers 3449509 and up).....	12-32
85C	Annunciator Panel Assemblies	12-36
86	Circuit Breaker Panel Assembly Seneca V (Serial Numbers 3447001 thru 3447029)	12-40

**PIPER AIRCRAFT, INC.
PA-34-220T
AIRPLANE PARTS CATALOG**

TABLE OF CONTENTS

FIGURE NUMBER	FIGURE TITLE	GRID NUMBER
SECTION XII (Continued)		
ELECTRICAL SYSTEM GROUP		
86A	Circuit Breaker Panel Assembly Seneca V (Serial Numbers 3449001 thru 3449458)	12-42
86B	Circuit Breaker Panel Assembly Seneca V G1000 and GFC 700 (Serial Numbers 3449459, 3449467 and up)	12-46
86C	Circuit Breaker Panel Assembly Seneca V G1000 NXi (Serial Numbers 3449509 and up)	12-52
87	Electrical/Avionics Switches	12-58
87A	Overhead Switch Panel Installation (Serial Numbers 3449001 thru 3449458)	12-62
87B	Overhead Switch Panel Installation Seneca V G1000 / NXi (Serial Numbers 3449459, 3449467 and up)	12-66
88	Ice Protection System Controls	12-70
89	Air Conditioning Electrical Installation	12-74
89A	Air Conditioning Electrical Installation (Seneca V) (Serial Numbers 3449459, 3449467 and up)....	12-76
90	External Power Supply Installation (Seneca IV) (Serial Numbers 3447001 thru 3447029)	12-78
90A	External Power Supply Installation (Seneca V) (Serial Numbers 3449001 and up)	12-80
91	Battery Installation	12-84
91A	Electrical Panel - Forward (Serial Numbers 3447001 thru 3447029)	12-86
91B	Electrical Panel - Forward (Serial Numbers 3449001 and up)	12-88
91C	Electrical Panel - Aft	12-92
91D	Battery Installation Seneca V G1000 / NXi (Serial Numbers 3449459, 3449467 and up)	12-96
91E	Electrical Panel Forward Seneca V G1000 / NXi (Serial Numbers 3449459, 3449467 and up)	12-98
91F	Electrical Panel Aft Seneca V G1000 / NXi (Serial Numbers 3449459, 3449467 and up)	12-100
91G	Emergency Power Supply Seneca V G1000 / NXi (Serial Numbers 3449459, 3449467 and up) ..	12-102
92	Strobe Lights Installation	12-106
93	Wing Tip Landing Lights	12-110
93A	Landing Taxi Light Assembly	12-112
94	Two Blade Propeller Electric Deicer Installation	12-114
95	Three Blade Propeller Electric Deicer Installation	12-116
96	Heated Glass Panel Installation	12-118
SECTION XIII		
ELECTRONICS GROUP		
97	Radio Antenna System and Static Wicks Installation	13-2
97A	Antenna Locator Seneca V G1000 (Serial Numbers 3449459, 3449467 and up)	13-6
98	Emergency Locator Transmitter Installation (ELT-110-4/ME-406)(Artex)	13-16
98A	Emergency Locator Transmitter Installation G1000 NXi	13-18
99	Encoder Installation (Narco AR-850)	13-20
100	Avionics Cooling Installation (Typical)	13-22
100A	Avionics Cooling Installation G1000 Seneca V (Serial Numbers 3449459, 3449467 thru 3449508)	13-24
100B	Avionics Cooling Installation Seneca V G1000 NXi (Serial Numbers 3449509 and up)	13-26
101	Autopilot Installation System 55 and 55X	13-28
101A	Autopilot Installation GFC 700	13-38
102	System Installation PASS 2 PTT - Audio	13-46
102A	System Installation - Audio	13-48
103	System Installation Vision 1000	13-52
	Avionics Installation Drawings	13-56

**PIPER AIRCRAFT, INC.
PA-34-220T
AIRPLANE PARTS CATALOG**

TABLE OF CONTENTS

FIGURE NUMBER	FIGURE TITLE	GRID NUMBER
SECTION XIV MISCELLANEOUS GROUP		
104	Placards - Exterior and Interior	14-2
104A	Placards - Instrument Panel (3447001 thru 3447029)	14-6
104B	Placards - Instrument Panel (3449001 thru 3449458)	14-8
104C	Placards - Instrument Panel Seneca V G1000 (Serial Numbers 3449459, 3449467 thru 3449508).....	14-14
104D	Placards - Instrument Panel Seneca V G1000 NXi (Serial Numbers 3449509 and up).....	14-16
	Piper Service and Optional Kits	14-19
	Foreign Certification Requirements	14-21

NOTE:

EFFECTIVE WITH THE DECEMBER 3, 2019 REVISION OF THIS PARTS CATALOG,
THE NUMERICAL INDEX SECTION HAS BEEN DISCONTINUED.

PIPER AIRCRAFT, INC.
PA-34-220T
AIRPLANE PARTS CATALOG

MISCELLANEOUS XIV

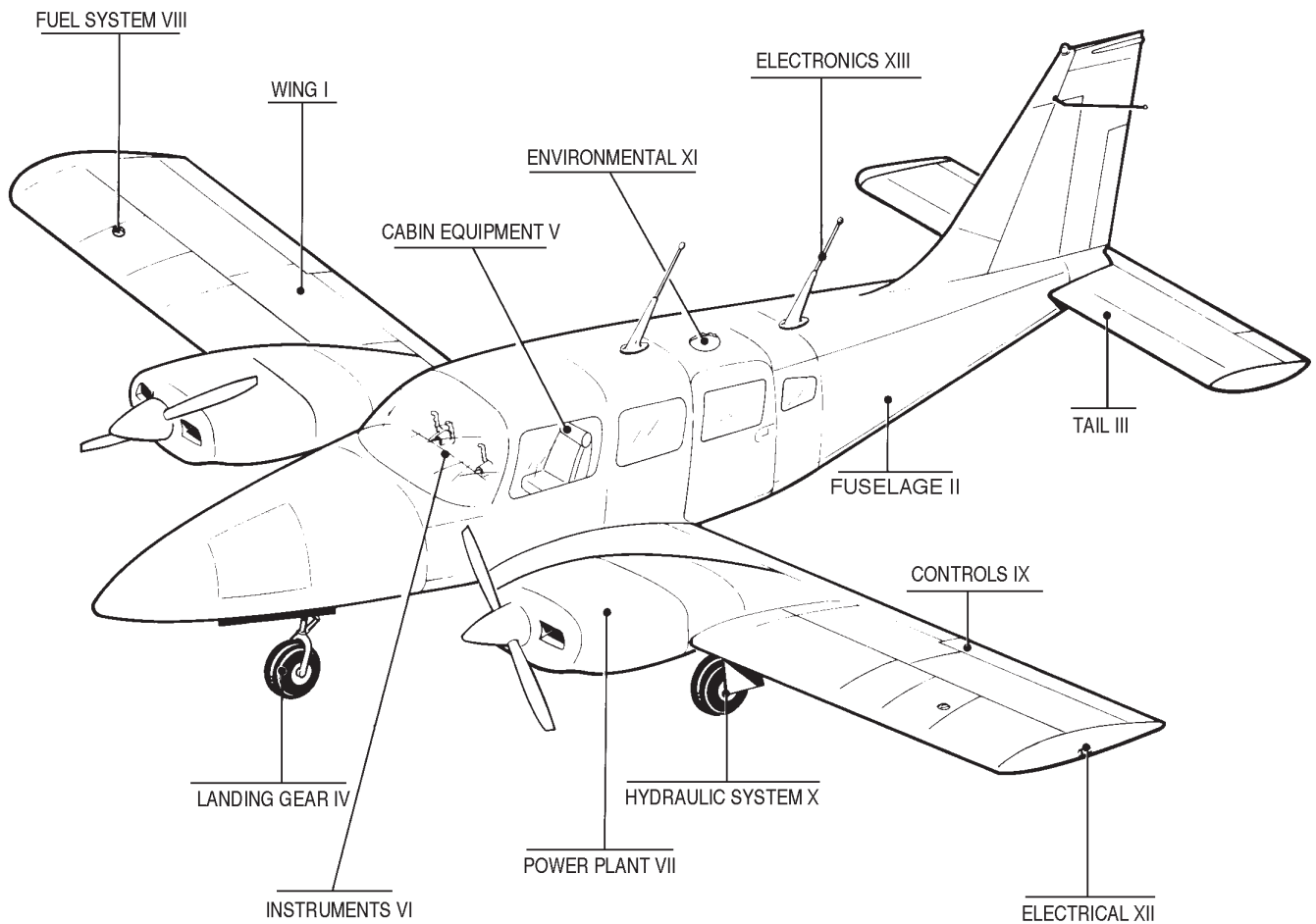


Figure 1. Complete Airplane

**PIPER AIRCRAFT, INC.
PA-34-220T
AIRPLANE PARTS CATALOG**

Figure and Index Number	Part Number	Nomenclature	No. Req.	Serial Numbers Affected
1				
	89413-004	AIRPLANE - COMPLETE - Seneca IV	REF	3447001 thru 3447029
	100644-002	AIRPLANE - COMPLETE - Seneca V	REF	3449001 thru 3449096
	100644-003	AIRPLANE - COMPLETE - Seneca V	REF	3449097 thru 3449151
	104400-002	AIRPLANE - COMPLETE - Seneca V	REF	3449152 thru 3449160; 3449162 thru 3449177
	104400-004	AIRPLANE - COMPLETE - Seneca V	REF	3449178 thru 3449195
	104400-003	AIRPLANE - COMPLETE - Seneca V	REF	3449196 thru 3449300
	104400-005	AIRPLANE - COMPLETE - Seneca V	REF	3449301 thru 3449310, 3449312 thru 3449322, 3449324, 3449325 (without Entegra)
	104400-006	AIRPLANE - COMPLETE - Seneca V	REF	3449311, 3449323, 3449326 thru 3449397, (Entegra without WAAS)
	104400-007	AIRPLANE - COMPLETE - Seneca V	REF	3449398 thru 3449409, 3449411 thru 3449414 & 3449420 (Entegra/WAAS)
	107300-002	G600 MODIFICATIONS - Seneca V	REF	3449410, 3449415 thru 3449419, 3449421 thru 3449458, 3449460 thru 3449466 (with G600)
	107200-002	AIRPLANE - COMPLETE - Seneca V G1000	REF	3449459, 3449467 thru 3449508
	107200-004	AIRPLANE - COMPLETE - Seneca V G1000 NXi	REF	3449509 and up

- ITEM NOT ILLUSTRATED

When ordering, always specify Part Number, Description, and Serial Number of Aircraft

**PIPER AIRCRAFT, INC.
PA-34-220T
AIRPLANE PARTS CATALOG**

SERVICE BULLETINS INCORPORATED

990	1017	1041	1100	1139	1187
993	1020	1042	1113	1141	1197
996	1022	1043	1123	1146	1223
1005	1023	1048	1127	1151	1244
1010	1026	1081	1130	1157	
1013	1031	1083	1135	1161	
1014	1039	1097	1137	1184	

SERVICE LETTERS INCORPORATED

1020	1087	1162
1025	1093	
1031	1108	
1036	1116	
1048	1123	
1078	1126	
1086	1154	

SERVICE SPARES LETTERS INCORPORATED

421
451
467

(These Service Bulletins and Letters show the base number and may have later revisions than shown, Ex: A, B, Etc. Always check for the latest revision.)

**PIPER AIRCRAFT, INC.
PA-34-220T
AIRPLANE PARTS CATALOG**

**SECTION I
WING GROUP**

PIPER AIRCRAFT, INC.
PA-34-220T
AIRPLANE PARTS CATALOG

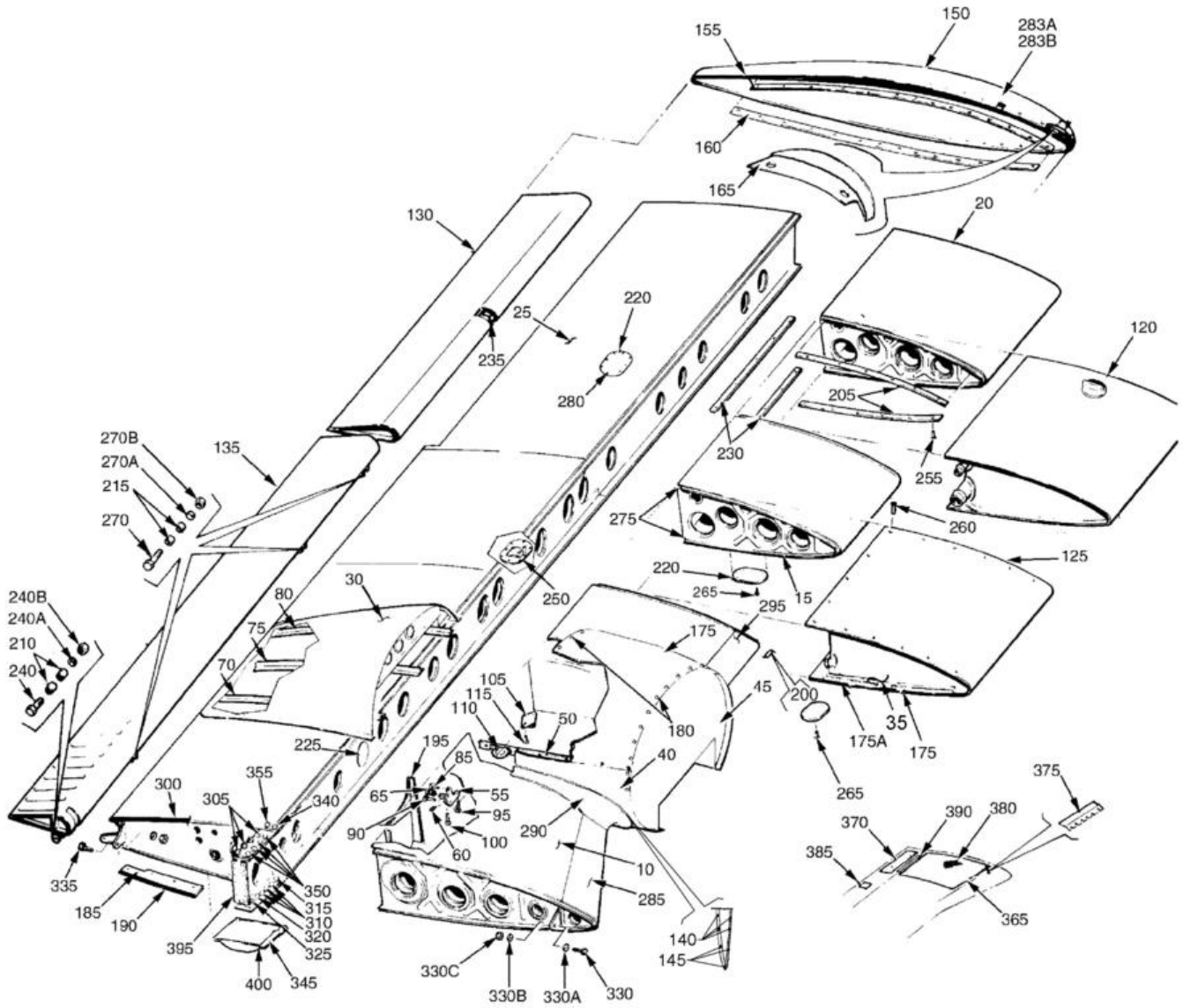


Figure 2. Wing Installation

PIPER AIRCRAFT, INC.
PA-34-220T
AIRPLANE PARTS CATALOG

Figure and Index Number	Part Number	Nomenclature	No. Req.	Serial Numbers Affected
2-	87268 (H) 36809 (AO) 37471 (W) 87744 (F) 37346 (T)	DRAWING - Wing Installation DRAWING - Air Condition Installation DRAWING - Nacelle Hatch Assembly DRAWING - Recognition Light Installation DRAWING - Fairing Installation		3447001 thru 3447029
-1	37093-020	WING ASSY - Complete, Left (See Note 1)	1	3447001 thru 3447029
-1	37093-030	WING ASSY - Complete, Left (See Note 1)	1	3449001 and up
-1A	37093-021	WING ASSY - Complete, Right (See Note 1)	1	3447001 thru 3447029
-1A	37093-031	WING ASSY - Complete, Right (See Note 1)	1	3449001 and up
5	39450-004	* WING ASSY - Left	1	3447001 thru 3447029
5	39450-006	* WING ASSY - Left	1	3449001 thru 3449048
5	39450-010	* WING ASSY - Left	1	3449049 and up
-5A	39450-005	* WING ASSY - Right	1	3447001 thru 3447029
-5A	39450-007	* WING ASSY - Right	1	3449001 thru 3449048
-5A	39450-011	* WING ASSY - Right	1	3449049 and up
10	37021-002	** WING ASSY - Leading Edge, Inboard, Left (See Figure 3 For Breakdown)	1	3447001 thru 3447029
-10	37021-004	** WING ASSY - Leading Edge, Inboard, Left (See Figure 3 For Breakdown)	1	3449001 and up
-10A	37021-003	** WING ASSY - Leading Edge, Inboard, Right (See Figure 3 For Breakdown)	1	3447001 thru 3447029
-10A	37021-005	** WING ASSY - Leading Edge, Inboard, Right (See Figure 3 For Breakdown)	1	3449001 and up
15	37770-002	** WING ASSY - Leading Edge, Intertank, Left (See Figure 3 For Breakdown)	1	
-15A	37770-003	** WING ASSY - Leading Edge, Intertank, Right (See Figure 3 For Breakdown)	1	
20	37023-000	** WING ASSY - Leading Edge, Outboard, Left (See Figure 3 For Breakdown)	1	
-20A	37023-001	** WING ASSY - Leading Edge, Outboard, Right (See Figure 3 For Breakdown)	1	
25	37304-008	** WING ASSY - Aft, Left (See Figure 4 For Breakdown)	1	3447001 thru 3447029
-25	37304-010	** WING ASSY - Aft, Left (See Figure 4 For Breakdown)	1	3449001 and up
-25	37304-009	** WING ASSY - Aft, Right (See Figure 4 For Breakdown)	1	3447001 thru 3447029
-25	37304-011	** WING ASSY - Aft, Right (See Figure 4 For Breakdown)	1	3449001 and up
30	87230-002	** NACELLE ASSY - Aft, Left (See Figure 58 For Breakdown)	1	
-30	87230-004	** NACELLE ASSY - Aft, Left (See Figure 58 For Breakdown), (See Note 2)	1	3447001 thru 3447029
-30	87230-010	** NACELLE ASSY - Aft, Left (See Figure 58 For Breakdown), (See Note 2)	1	3449001 and up
-30A	87230-003	** NACELLE ASSY - Aft, Right (See Figure 58 For Breakdown)	1	

- ITEM NOT ILLUSTRATED

When ordering, always specify Part Number, Description, and Serial Number of Aircraft

PIPER AIRCRAFT, INC.
PA-34-220T
AIRPLANE PARTS CATALOG

Figure and Index Number	Part Number	Nomenclature	No. Req.	Serial Numbers Affected
2-				
35	37471-011	** HATCH ASSY - Left	1	3447001 thru 3447029
35	37471-013	** HATCH ASSY - Left (See Note 2)	1	3447001 thru 3447029
35	37471-017	** HATCH ASSY - Left	1	3449001 thru 3449048
35	37471-016	** HATCH ASSY - Left (See Note 2)	1	3449001 thru 3449048
35	37471-019	** HATCH ASSY - Left	1	3449049 thru 3449466
35	37471-021	** HATCH ASSY - Left (See Note 2)	1	3449049 thru 3449466
35	37471-022	** HATCH ASSY - Left	1	3449467 and up
35	37471-024	** HATCH ASSY (See Note 2)	1	3449467 and up
-35A	37471-012	** HATCH ASSY - Right	1	3447001 thru 3447029
-35A	37471-018	** HATCH ASSY - Right	1	3449001 thru 3449048
-35A	37471-020	** HATCH ASSY - Right	1	3449049 thru 3449466
-35A	37471-023	** HATCH ASSY - Right	1	3449467 and up
40	37471-004	*** SKIN ASSY - Inboard, Left	1	
-40A	37471-005	*** SKIN ASSY - Outboard, Right	1	
-40B	37471-014	*** SKIN ASSY - Outboard, Left	1	
-40C	37471-015	*** SKIN ASSY - Inboard, Right	1	
45	37241-011	*** FIREWALL ASSY	1	3447001 thru 3447029
45	37241-010	*** FIREWALL ASSY (See Note 2)	1	3447001 thru 3447029
45	37241-015	*** FIREWALL ASSY	1	3449001 thru 3449048
45	37241-014	*** FIREWALL ASSY (See Note 2)	1	3449001 thru 3449048
45	37241-019	*** FIREWALL ASSY	1	3449049 thru 3449466
45	37241-018	*** FIREWALL ASSY (See Note 2)	1	3449049 thru 3449466
45	37241-021	*** FIREWALL ASSY (See Note 5)	1	3449311, 3449323 thru 3449466
45	37241-023	*** FIREWALL ASSY (See Note 2)	1	3449467 and up
45	37241-025	*** FIREWALL ASSY (See Note 5)	1	3449467 and up
45	37241-022	*** FIREWALL ASSY (See Note 6)	1	3449311, 3449323 thru 3449466
45	37241-024	*** FIREWALL ASSY	1	3449467 and up
45	37241-026	*** FIREWALL ASSY (See Note 6)	1	3449467 and up
-45A	63915-023	*** DISC - Firewall Sealing - (Left and Right Wing)	2	
-45B	18321-000	*** PLATE - Firewall Seal Disc Mounting - (Left and Right Wing)	2	
-45C	415-536	*** SCREW (MS35206-246) - (Left and Right Wing)	2	
-45D	404-529	*** NUT (MS21042-08) - (Left and Right Wing)	2	
-45E	189-625	*** GROMMET	AR	
50	37467-004	*** CHANNEL - Outboard Left; Inboard Right	1	
-50A	37467-005	*** CHANNEL - Outboard Right; Inboard Left	1	
55	39478-004	** BRACKET ASSY - Main Landing Gear Truss, Left (See Note 5)	1	
-55A	39478-005	** BRACKET ASSY - Main Landing Gear Truss, Right (See Note 5)	1	
60	460-801	*** FITTING - Lubrication (AS15001-4P)	1	
65	39480-002	*** BUSHING - Bracket (1.23 ins.) (31.24 mm)	1	
70	37361-000	** TEE - Wing, Inboard	1	
75	78631-000	** TEE - Wing, center	1	
80	37361-002	** TEE - Wing, Outboard	1	

- ITEM NOT ILLUSTRATED

When ordering, always specify Part Number, Description, and Serial Number of Aircraft

PIPER AIRCRAFT, INC.
PA-34-220T
AIRPLANE PARTS CATALOG

Figure and Index Number	Part Number	Nomenclature	No. Req.	Serial Numbers Affected
2-				
85	402-899	** BOLT - (NAS464-P5LA-9)	1	
-85A	690-611	** WASHER - (NAS1149F0463P)	2	
-85B	404-530	** NUT - (MS21042-4)	1	
90	402-899	** BOLT - (NAS464-P5LA-9)	2	
-90A	690-628	** WASHER - (NAS1149F0563P)	2	
-90B	404-531	** NUT - (MS21042-5)	1	
95	402-899	** BOLT - (NAS464-P5LA-9)	1	
-95A	690-619	** WASHER - (NAS1149F0532P)	1	
-95B	404-531	** NUT - (MS21042-5)	1	
100	486-291	** SCREW - (NAS517-4-9)	1	
-100A	690-628	** WASHER - (NAS1149F0563P) (3 max under nut)	8	
-100B	404-531	** NUT - (MS21042-5)	2	
105	18457-000	** RING - Tie down	1	
110	35725-003	** PAD - Jack	1	
115	410-047	** SCREW - (MS24694-S60)	2	
120	95070-008	* TANK ASSY - Outboard, Left (See Figure 61 For Breakdown)	1	
-120A	95070-009	* TANK ASSY - Outboard, Right (See Figure 61 For Breakdown)	1	
125	95071-008	* TANK ASSY - Inboard, Left (See Figure 61 For Breakdown)	1	3447001 thru 3447029; 3449001 thru 3449458
125	95071-012	* TANK ASSY - Inboard, Left (See Figure 61 For Breakdown)	1	3449459, 3449467 and up
-125A	95071-009	* TANK ASSY - Inboard, Right (See Figure 61 For Breakdown)	1	3447001 thru 3447029; 3449001 thru 3449458
-125A	95071-013	* TANK ASSY - Inboard, Right (See Figure 61 For Breakdown)	1	3449459, 3449467 and up
130	37283-002	* AILERON - Left (See Figure 5 For Breakdown)	1	
-130A	37283-003	* AILERON - Right (See Figure 5 For Breakdown)	1	
135	37773-006	* FLAP ASSY - Left (See Figure 6 For Breakdown)	1	
-135A	37773-005	* FLAP ASSY - Right (See Figure 6 For Breakdown)	1	
140	603-347	* RIVNUT - (MS27130A13K) (Part of Fairing Installation)	4	
-140A	414-762	* SCREW - (MS24693-S51)	4	
-140B	494-101	* WASHER - (PS10092-1-2C)	4	
145	520-057	* SCREW - Left and Right (MS24693-C49) (Part of Fairing Installation)	3	
-145A	598-395	* WASHER	3	
-145B	690-616	* WASHER - (NAS1149FN832P)	3	
-145C	404-529	* NUT - (MS21042-08)	3	
150	36761-020	* TIP ASSY - without Landing Light, Left (See Note 4)	1	3447001 thru 3447029
-150A	36761-024	* TIP ASSY - with Landing Light, Left (See Note 4)	1	3447001 thru 3447029
-150B	36761-028	* TIP ASSY - Left (See Note 4)	1	3449001 thru 3449409 (without G600)
-150B	36761-038	* TIP ASSY - Left (See Note 4)	1	3449410 thru 3449508 (with G600)
-150C	36761-021	* TIP ASSY - Without Landing Light, Right (See Note 4)	1	3447001 thru 3447029
-150D	36761-025	* TIP ASSY - With Landing Light, Right (See Note 4)	1	3447001 thru 3447029
-150E	36761-029	* TIP ASSY - Right (See Note 4)	1	3449001 thru 3449409 (without G600)

- ITEM NOT ILLUSTRATED

When ordering, always specify Part Number, Description, and Serial Number of Aircraft

PIPER AIRCRAFT, INC.
PA-34-220T
AIRPLANE PARTS CATALOG

Figure and Index Number	Part Number	Nomenclature	No. Req.	Serial Numbers Affected
2-				
-150E	36761-037	* TIP ASSY - Right (See Note 4)	1	3449410 thru 3449508 (with G600)
-151	36761-042	* TIP ASSY - Left (See Fig. 93 for component parts)	1	3449509 and up
-151A	36761-041	* TIP ASSY - Right (See Fig. 93 for component parts)	1	3449509 and up
155	78022-014	** STIFFENER - Upper, Left	1	
-155A	78022-015	** STIFFENER - Upper, Right	1	
160	78022-020	** STIFFENER - Lower, Left	1	
-160A	78022-023	** STIFFENER - Lower, Right	1	
165	87752-002	* SHIELD - Landing Light, Left	1	3449001 and up
-165A	87752-003	* SHIELD - Landing Light, Right	1	3449001 and up
-170	87722-002	* CHANNEL - Gang, Forward	1	
-170A	87722-003	* CHANNEL - Gang, Aft	1	
175	67996-002	* COVER - Hatch	2	
175A	67996-008	* COVER - Hatch (See Note 2)	1	
180	587-674	** STUD - Camloc (1142000-4) (20 each if airconditioning is installed)	15	
-180A	487-689	** STUD - Camloc (1142000-6)	6	
-180B	487-684	** STUD - Camloc (1142000-7) (16 each if airconditioning is installed)	13	
-180C	487-598	** STUD - Camloc (1126000-7) (4 each if airconditioning is installed)	2	
-180D	487-707	** STUD - Camloc (1126000-6)	2	
-180E	587-763	** STUD - Camloc (1126000-5)	2	
-180F	463-416	** GROMMET - (1142901-2) (32 each if airconditioning is installed)	24	
-180G	484-755	** RETAINING RING - (1142902) (42 each if airconditioning is installed)	34	
-180H	463-501	** GROMMET - (1142901-1)	10	
-180J	494-060	** RETAINING RING - (1127900)	8	
185	67723-000	* PLATE ASSY - Aft Wing Access, Left	1	
-185A	67723-001	* PLATE ASSY - Aft Wing Access, Right	1	
190	65773-003	** MOULDING - Plate	1	
195	67164-000	* COVER - Cylinder Access, Left	1	
-195A	67164-001	* COVER - Cylinder Access, Right	1	
200	96381-002	* COVER - Inspection, Lower Wing	2	
205	96926-000	* NUT ASSY - Self-locking, gang channel (7.0 ins.) (17.78 cm)	7	
-205A	406-942	* CHANNEL (17.0 ins.) (48.18 cm)	7	
210	63900-020	* BUSHING	2	
215	63900-019	* BUSHING	6	
220	62109-000	* COVER - Wing Inspection, Left	5	
-220A	62109-000	* COVER - Wing Inspection, Right	4	
225	95633-000	* COVER - Main spar	1	
-225A	415-309	* SCREW - (MS27039-0809)	3	3447001 thru 3447029; 3449001 thru 3449041
-225B	415-308	* SCREW - (MS27039-0808)	3	3449042 and up
230	406-927	* CHANNEL - (27.84 ins.) (70.71cm)	4	
235	401-269	* BOLT - (AN3-10L)	6	
-235A	690-612	* WASHER - (NAS1149F0363P)	12	
-235B	404-526	* NUT - (MS21042-3)	6	
240	400-444	* BOLT - (AN3-13A)	2	
240A	690-612	* WASHER - (NAS1149F0363P)	2	
240B	404-526	* NUT - (MS21042-3)	2	
-245	419-920	* SCREW (8X1/2L) Type B, Left Wing	56	

- ITEM NOT ILLUSTRATED

When ordering, always specify Part Number, Description, and Serial Number of Aircraft

PIPER AIRCRAFT, INC.
PA-34-220T
AIRPLANE PARTS CATALOG

Figure and Index Number	Part Number	Nomenclature	No. Req.	Serial Numbers Affected
2-				
-245A	419-920	* SCREW (8X1/2L) Type B, Right Wing	49	
250	37795-002	* VENT ASSY - Fuel Tank Cover	1	
255	415-309	* SCREW - (MS27039-809)	22	
260	415-312	* SCREW - (MS27039-812)	60	
265	415-378	* SCREW - (MS51957-45)	40	
-265A	690-651	* WASHER - (NAS1149CN832R)	40	
270	401-270	* SCREW - (AN3-11A)	6	
270A	690-612	* WASHER - (NAS1149F0363P)	6	
270B	404-526	* NUT - (MS21042-3)	6	
275	404-138	* ANCHOR NUT - (MS21061L08)	8	
280	406-418	* NUT - (NAS395-18-1) (USED ON LEFT WING ONLY)	16	
283A	410-054	* SCREW - (MS24694-C5)	26	
283B	598-395	* WASHER	26	
285	37335-002	FAIRING ASSY - Leading Edge, Inboard, Left	1	
-285A	37335-003	FAIRING ASSY - Leading Edge, Inboard, Right	1	
-285B	414-762	SCREW - Left (MS24693-S51)	11	
-285B	414-783	SCREW - Right (MS24693-C51)	11	
-285C	494-101	WASHER - (PS10092-1-2C) - Left	11	
-285C	598-395	WASHER - (PS 10092-1-2SS) - Right	11	
290	37335-010	FAIRING ASSY - Nacelle, Inboard, Left	1	
-290A	37335-009	FAIRING ASSY - Nacelle, Inboard, Right	1	
-290B	37329-006	FAIRING ASSY - Nacelle, Outboard, Left	1	
-290C	37329-007	FAIRING ASSY - Nacelle, Outboard, Right	1	
295	37329-014	FAIRING ASSY - Leading Edge, Outboard, Left	1	
-295A	37329-013	FAIRING ASSY - Leading Edge, Outboard, Right	1	
300	65773-002	MOULDING - Wing	2	
305	402-909	BOLT - (NAS464-P6LA17)	8	
-305A	407-567	WASHER - (AN960-616)	8	
-305B	494-284	WASHER - (96352-003)	8	
-305C	404-532	NUT - (MS21042-6)	8	
310	402-910	BOLT - (NAS464-P6LA20)	12	
-310A	407-587	WASHER - (AN960-616L)	12	
-310B	407-567	WASHER - (AN960-616)	12	
-310C	404-532	NUT - (MS21042-6)	12	
315	402-903	BOLT - (NAS464-P5LA20)	4	
-315A	690-619	WASHER - (NAS1149F0532P)	4	
-315B	690-628	WASHER - (NAS1149F0563P)	4	
-315C	404-531	NUT - (MS21042-5)	4	
320	402-911	BOLT - (NAS464-P6LA21)	4	
-320A	407-587	WASHER - (AN960-616L)	4	
-320B	494-284	WASHER - (96352-003)	4	
-320C	404-532	NUT - (MS21042-6)	4	
325	402-910	BOLT - (NAS464-P6LA20)	4	
-325A	407-587	WASHER - (AN960-616L)	4	
-325B	494-284	WASHER - (96352-003)	4	
-325C	404-532	NUT - (MS21042-6)	4	
330	402-914	BOLT - (NAS464-P5LA15)	2	
330A	609-619	WASHER - (NAS1149F0632P)	2	
330B	690-628	WASHER - (NAS1149F0563P)	2	
330C	404-531	NUT - (MS21042-5)	2	
335	402-915	BOLT - (NAS464-P6LA6) (Reference Piper Service Letter 1087, latest revision)	2	
-335A	690-620	WASHER - (NAS1149F0632P)	AR	
-335B	690-629	WASHER - (NAS1149F0663P)	AR	
-335C	404-532	NUT - (MS21042-6)	2	

- ITEM NOT ILLUSTRATED

When ordering, always specify Part Number, Description, and Serial Number of Aircraft

PIPER AIRCRAFT, INC.
PA-34-220T
AIRPLANE PARTS CATALOG

Figure and Index Number	Part Number	Nomenclature	No. Req.	Serial Numbers Affected
2-				
340	402-909	BOLT - (NAS464-P6LA17)	2	
-340A	407-567	WASHER - (AN960-616)	6	
-340B	404-532	NUT - (MS21042-6)	2	
345	63942-000	COVER - Wing bolt, Left	1	
-345A	63942-001	COVER - Wing bolt, Right	1	
350	402-907	BOLT - (NAS464-P6LA15)	8	
-350A	407-567	WASHER - (AN960-616)	24	
-350B	404-532	NUT - (MS21042-6)	8	
355	402-908	BOLT - (NAS464-P6LA16)	2	
-355A	407-587	WASHER - (AN960-616L)	2	
-355B	494-284	WASHER - (96352-003)	2	
-355C	404-532	NUT - (MS21042-6)	2	
-360	763-849	KIT - Pressure Sensitive Wing Walk Installation (See Note 3)	1	
365	79174-002	* WING WALK - Safety, Wing, Right (494-719)	1	
370	494-720	* WING WALK - Safety, Wing, Flap (79174-004)	1	
375	78046-000	* RETAINER - Wing walk	1	
380	179-872	* WALKWAY COMPOUND - Black (1 quart (0.9 liter) can)	1	
385	87341-004	PLACARD - NO STEP - (583-583) (See Figure 104)	REF	
390	35664-002	PLACARD - WARNING FLAP STEP UNSAFE - (582-789) (See Figure 104)	REF	
395	65721-000	SEAL ASSY	4	
400	419-922	SCREW - (8X3/8L) Type B	6	

NOTES:

1. SEE FIGURE 31 FOR FURTHER BREAKDOWN.
2. USED IF AIR CONDITIONING IS INSTALLED.
3. ORDER COMPLETE KIT TO REPLACE SAFETY WALK COMPOUND ON WINGS.
4. SEE FIGURES 92, 93 AND 93A FOR LIGHTING COMPONENTS.
5. REQUIRED FOR ENTEGRA EQUIPPED AIRCRAFT WITH A/C AND WITHOUT DE-ICE.
6. REQUIRED FOR ENTEGRA EQUIPPED AIRCRAFT WITHOUT A/C AND DE-ICE.

- ITEM NOT ILLUSTRATED

When ordering, always specify Part Number, Description, and Serial Number of Aircraft

**PIPER AIRCRAFT, INC.
PA-34-220T
AIRPLANE PARTS CATALOG**

THIS PAGE INTENTIONALLY LEFT BLANK

PIPER AIRCRAFT, INC.
PA-34-220T
AIRPLANE PARTS CATALOG

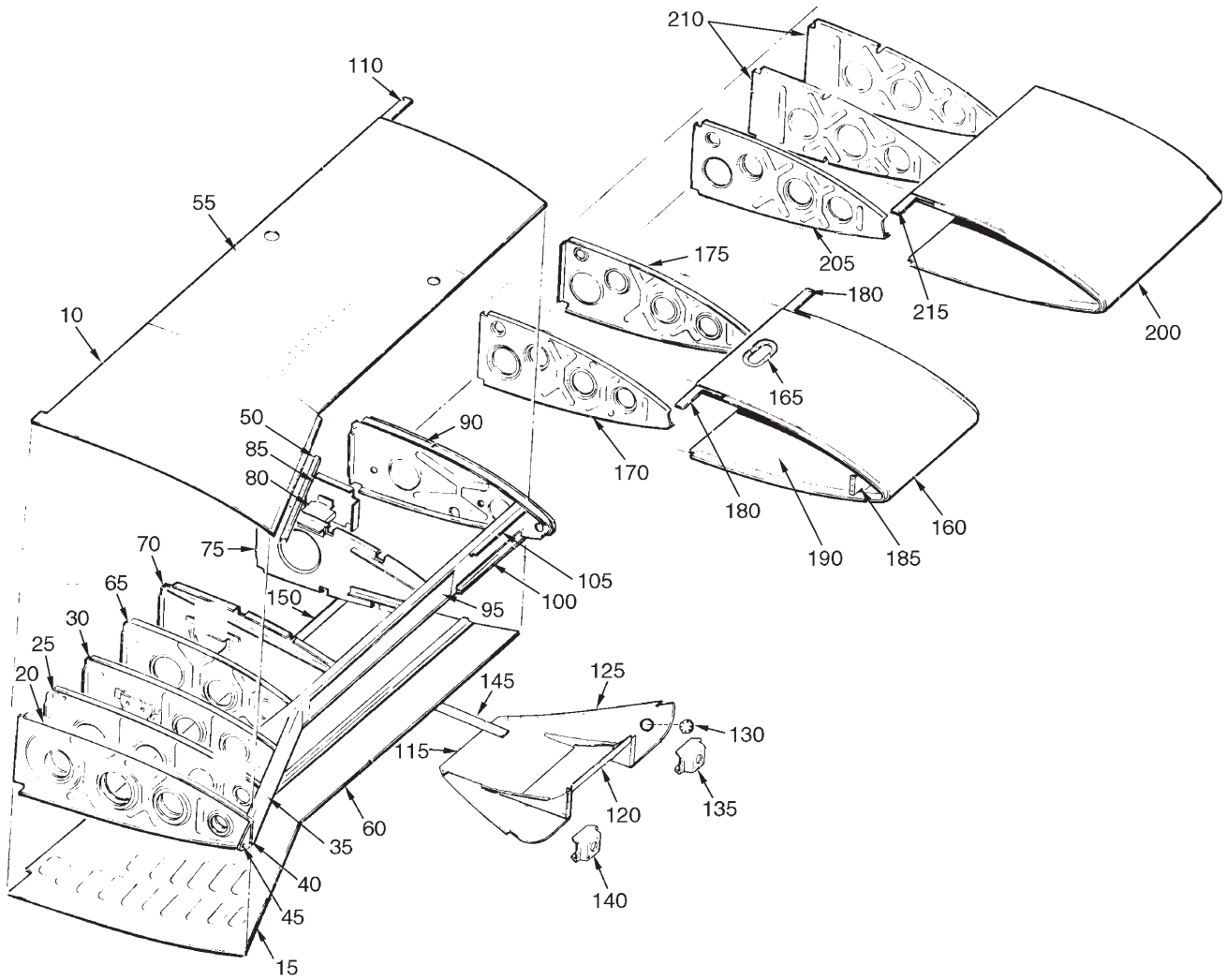


Figure 3. Wing Leading Edge Assembly

PIPER AIRCRAFT, INC.
PA-34-220T
AIRPLANE PARTS CATALOG

Figure and Index Number	Part Number	Nomenclature	No. Req.	Serial Numbers Affected
3-	37021 37023 37770	DRAWING - Leading Edge Assy, Inboard DRAWING - Leading Edge Assy, Outboard DRAWING - Leading Edge Assy, Intertank		
-1	37021-002	WING ASSY - Leading Edge, Inboard, Left (See Figure 2 For Next Higher Assy)	REF	3447001 thru 3447029
-1A	37021-003	WING ASSY - Leading Edge, Inboard, Right (See Figure 2 For Next Higher Assy)	REF	3447001 thru 3447029
-1B	37021-004	WING ASSY - Leading Edge, Inboard, Left (See Figure 2 For Next Higher Assy)	REF	3449001 and up
-1C	37021-005	WING ASSY - Leading Edge, Inboard, Right (See Figure 2 For Next Higher Assy)	REF	3449001 and up
-5	95020-004	* WING ROOT ASSY - Left	1	3447001 thru 3447029
-5A	95020-005	* WING ROOT ASSY - Right	1	3447001 thru 3447029
-5B	95020-006	* WING ROOT ASSY - Left	1	3449001 and up
-5C	95020-007	* WING ROOT ASSY - Right	1	3449001 and up
10	95095-000	** SKIN ASSY - Leading Edge Root, Upper Left	1	3447001 thru 3447029
-10A	95095-001	** SKIN ASSY - Leading Edge Root, Upper Right	1	3447001 thru 3447029
-10B	95095-004	** SKIN ASSY - Leading Edge Root, Upper Left	1	3449001 and up
-10C	95095-005	** SKIN ASSY - Leading Edge Root, Upper Right	1	3449001 and up
15	95098-000	** SKIN ASSY - Leading Edge Root, Lower Left	1	3447001 thru 3447029
-15A	95098-001	** SKIN ASSY - Leading Edge Root, Lower Right	1	3447001 thru 3447029
-15B	95098-004	** SKIN ASSY - Leading Edge Root, Lower Left	1	3449001 and up
-15C	95098-005	** SKIN ASSY - Leading Edge Root, Lower Right	1	3449001 and up
20	95640-000	** RIB ASSY - Leading Edge Root, W.S. 24.24, Left	1	3447001 thru 3447029
-20A	95640-001	** RIB ASSY - Leading Edge Root, W.S. 24.24, Right	1	3447001 thru 3447029
-20B	95640-002	** RIB ASSY - Leading Edge Root, W.S. 24.24, Left	1	3449001 and up
-20C	95640-003	** RIB ASSY - Leading Edge Root, W.S. 24.24, Right	1	3449001 and up
25	95383-000	** RIB ASSY - Leading Edge Root, W.S. 32.15, Left	1	
-25A	95383-001	** RIB ASSY - Leading Edge Root, W.S. 32.15, Right	1	
30	95382-000	** RIB ASSY - Leading Edge Root, W.S. 41.00, Left	1	
-30A	95382-001	** RIB ASSY - Leading Edge Root, W.S. 41.00, Right	1	
35	95022-002	** SPAR ASSY - Leading Edge Root, Left	1	
-35A	95022-003	** SPAR ASSY - Leading Edge Root, Right	1	
40	95033-000	** FITTING ASSY - Leading Edge Root Spar, Left	1	
-40A	95033-001	** FITTING ASSY - Leading Edge Root Spar, Right	1	
45	95061-004	** * BUSHING - Spar fitting	1	
50	406-618	* CHANNEL - Gang (NAS688P20-11)	1	
55	37402-000	* SKIN ASSY - Leading Edge, Upper Inboard, Left	1	
-55A	37402-001	* SKIN ASSY - Leading Edge, Upper Inboard, Right	1	
60	87225-002	* SKIN ASSY - Leading Edge, Lower Inboard, Left	1	
-60A	87225-003	* SKIN ASSY - Leading Edge, Lower Inboard, Right	1	
65	95028-000	* RIB - Leading edge Inboard, W.S. 50.05, Left	1	3447001 thru 3447029
-65A	95028-001	* RIB - Leading edge Inboard, W.S. 50.05, Right	1	3447001 thru 3447029
-65B	95028-002	* RIB - Leading edge Inboard, W.S. 50.05, Left	1	3449001 and up
-65C	95028-003	* RIB - Leading edge Inboard, W.S. 50.05, Right	1	3449001 and up
70	37448-000	* RIB ASSY - Leading Edge Inboard, W.S. 60.12, Left	1	
-70A	37448-001	* RIB ASSY - Leading Edge Inboard, W.S. 60.12, Right	1	
75	37449-002	* RIB ASSY - Leading Edge Inboard, W.S. 82.92, Left	1	
-75A	37449-003	* RIB ASSY - Leading Edge Inboard, W.S. 82.92, Right	1	
80	39416-002	* BRACKET ASSY - Fuel Selector Valve, Left	1	
-80A	39416-003	* BRACKET ASSY - Fuel Selector Valve, Right	1	
85	87223-002	* RIB ASSY - Fuel Selector Valve Support, W.S. 93.98, Left	1	
-85A	87223-003	* RIB ASSY - Fuel Selector Valve Support, W.S. 93.98, Right	1	

- ITEM NOT ILLUSTRATED

When ordering, always specify Part Number, Description, and Serial Number of Aircraft

PIPER AIRCRAFT, INC.
PA-34-220T
AIRPLANE PARTS CATALOG

Figure and Index Number	Part Number	Nomenclature	No. Req.	Serial Numbers Affected
3-				
90	87721-002	* RIB ASSY - Leading Edge Inboard, W.S. 107.19, Left	1	
-90A	87721-003	* RIB ASSY - Leading Edge Inboard, W.S. 107.19, Right	1	
95	37445-002	* SPAR ASSY - Leading Edge Inboard, Left	1	
-95A	37445-003	* SPAR ASSY - Leading Edge Inboard, Right	1	
100	37394-000	** SUPPORT ASSY - Outboard Fairing, Lower	1	
105	95697-006	* SUPPORT ASSY - Outboard Fairing, Upper	1	
-105A	95697-007	* SUPPORT ASSY - Outboard Fairing, Upper	1	
110	96844-002	* SPACER - Wing	2	
115	37360-000	* SHROUD - Aft Cowl Flap, Left	1	
-115A	37360-001	* SHROUD - Aft Cowl Flap, Right	1	
120	37172-000	* SHROUD ASSY - Forward Cowl Flap, Left	1	
-120A	37172-001	* SHROUD ASSY - Forward Cowl Flap, Right	1	
125	37359-002	* FAIRING - Right Wing Outboard; Left Wing Inboard	2	
-125A	37359-003	* FAIRING - Left Wing Outboard; Right Wing Inboard	2	
130	690-819	* PLUG	2	
135	37437-000	* FITTING ASSY - Engine Mount, Lower Outboard, Left	1	
-135A	37437-001	* FITTING ASSY - Engine Mount, Lower Outboard, Right	1	
140	37442-000	* FITTING ASSY - Engine Mount, Lower Inboard, Left	1	
-140A	37442-001	* FITTING ASSY - Engine Mount, Lower Inboard, Right	1	
145	78624-002	* STRAP - Leading Edge Assy, W.S. 69.24	2	
150	37394-000	* SUPPORT ASSY	1	
-155	37770-002	WING ASSY - Leading Edge, Intertank, Left (See Figure 2 For Next Higher Assy)	REF	
-155A	37770-003	WING ASSY - Leading Edge, Intertank, Right (See Figure 2 For Next Higher Assy)	REF	
160	37766-002	* SKIN ASSY - Intertank, Left	1	
-160A	37766-003	* SKIN ASSY - Intertank, Right	1	
165	37787-002	** DOUBLER - Access hole	1	
170	95615-002	* RIB ASSY - Intertank, W.S. 138.94, Left	1	
-170A	95615-006	* RIB ASSY - Intertank, W.S. 138.94, Right	1	
175	95615-003	* RIB ASSY - Intertank, W.S. 161.43, Left	1	
-175A	95615-007	* RIB ASSY - Intertank, W.S. 161.43, Right	1	
180	96844-000	* SPACER - Wing	2	
185	37741-002	* SUPPORT - Bladder	1	
190	37774-002	* PAD - Lower Skin Fuel Cell Support, Forward	1	
-190A	37774-003	* PAD - Lower Skin Fuel Cell Support, Center	1	
-190B	37774-004	* PAD - Lower Skin Fuel Cell Support, Aft	1	
-195	37023-000	WING ASSY - Leading Edge, Outboard, Left (See Figure 2 For Next Higher Assy)	REF	
-195A	37023-001	WING ASSY - Leading Edge, Outboard, Right (See Figure 2 For Next Higher Assy)	REF	
200	37023-002	* SKIN - Leading Edge Outboard, Left	1	
-200A	37023-003	* SKIN - Leading Edge Outboard, Right	1	
205	95615-002	* RIB ASSY - Leading Edge Outboard, W.S. 193.18, Left	1	
-205A	95615-003	* RIB ASSY - Leading Edge Outboard, W.S. 193.18, Right	1	
210	62024-000	* RIB - Leading Edge Outboard	2	
-210A	62024-001	* RIB - Leading Edge Outboard	2	
215	96844-000	* SPACER - Wing	1	

- ITEM NOT ILLUSTRATED

When ordering, always specify Part Number, Description, and Serial Number of Aircraft

**PIPER AIRCRAFT, INC.
PA-34-220T
AIRPLANE PARTS CATALOG**

THIS PAGE INTENTIONALLY LEFT BLANK

PIPER AIRCRAFT, INC.
PA-34-220T
AIRPLANE PARTS CATALOG

Figure and Index Number	Part Number	Nomenclature	No. Req.	Serial Numbers Affected
4-	37304 (AW) 107304 (C)	DRAWING - Trailing Edge Assy DRAWING - Aft Wing Skin Assy		3449410 and up (with G600)
	107302 (D)	DRAWING - Magnetometer Cover Assy		3449410, 3449415 thru 3449419, 3449421 thru 3449458
	107292 (A)	DRAWING - Magnetometer Cover Assy		3449459, 3449467 and up
-1	37304-008	WING ASSY - Aft, Left (See Figure 2 For Next Higher Assy)	REF	3447001 thru 3447029
-1A	37304-009	WING ASSY - Aft, Right (See Figure 2 For Next Higher Assy)	REF	3447001 thru 3447029
-1B	37304-010	WING ASSY - Aft, Left (See Figure 2 For Next Higher Assy)	REF	3449001 and up
-1C	37304-011	WING ASSY - Aft, Right (See Figure 2 For Next Higher Assy)	REF	3449001 and up
5	95636-000	* RIB - Aft, W.S. 24.24, Left	1	
-5A	95636-001	* RIB - Aft, W.S. 24.24, Right	1	
10	78475-010	* RIB ASSY - Aft, W.S. 49.25, Left (See Note 3)	1	
-10A	78475-011	* RIB ASSY - Aft, W.S. 49.25, Right (See Note 3)	1	
-10B	767-397	* KIT - Rib Flange Repair, Left, W.S.49.25 (See Note 3)	1	3447001 thru 3447029 3449001 thru 3449323
-10C	767-398	* KIT - Rib Flange Repair, Right, W.S.49.25 (See Note 3)	1	3447001 thru 3447029 3449001 thru 3449323
15	87251-002	* RIB ASSY - Aft, W.S. 69.24, Left	1	
-15A	87251-003	* RIB ASSEMBLY - Aft, W.S. 69.24, Right	1	
20	95666-000	** BRACKET ASSY - Pulley, Left	1	
-20A	95666-001	** BRACKET ASSY - Pulley, Right	1	
25	37389-004	* RIB - Aft, W.S. 82.92, Left	1	
-25A	37389-005	* RIB - Aft, W.S. 82.92, Right	1	
30	37353-000	* RIB - Aft, W.S. 106.19, Left	1	3447001 thru 3447029
-30A	37353-001	* RIB - Aft, W.S. 106.19, Right	1	3447001 thru 3447029
-30B	37353-002	* RIB - Aft, W.S. 106.19, Left	1	3449001 and up
-30C	37353-003	* RIB - Aft, W.S. 106.19, Right	1	3449001 and up
35	37433-000	* RIB - Aft, W.S. 124.68, Left	1	3447001 thru 3447029
-35A	37433-001	* RIB - Aft, W.S. 124.68, Right	1	3447001 thru 3447029
-35B	37433-002	* RIB - Aft, W.S. 124.68, Left	1	3449001 and up
-35C	37433-003	* RIB - Aft, W.S. 124.68, Right	1	3449001 and up
40	37352-000	* RIB - Aft, W.S. 143.17, Left	1	3447001 thru 3447029
-40A	37352-001	* RIB - Aft, W.S. 143.17, Right	1	3447001 thru 3447029
-40B	37352-004	* RIB - Aft, W.S. 143.17, Left	1	3449001 and up
-40C	37352-003	* RIB - Aft, W.S. 143.17, Right	1	3449001 and up
45	37314-000	* RIB - Aft, W.S. 145.28, Left	1	
-45A	37314-001	* RIB - Aft, W.S. 145.28, Right	1	
50	37388-000	* RIB - Aft, W.S. 164.72, Left	1	3447001 thru 3447029
-50A	37388-001	* RIB - Aft, W.S. 164.72, Right	1	3447001 thru 3447029
-50B	37388-002	* RIB - Aft, W.S. 164.72, Left	1	3449001 and up
-50C	37388-003	* RIB - Aft, W.S. 164.72, Right	1	3449001 and up
55	37319-000	* RIB ASSY - Aft, W.S. 183.98, Left	1	
-55A	37319-001	* RIB ASSY - Aft, W.S. 183.98, Right	1	
60	66598-000	* RIB - Aft, W.S. 208.33, Left	1	
-60A	66598-001	* RIB - Aft, W.S. 208.33, Right	1	

- ITEM NOT ILLUSTRATED

When ordering, always specify Part Number, Description, and Serial Number of Aircraft

PIPER AIRCRAFT, INC.
PA-34-220T
AIRPLANE PARTS CATALOG

Figure and Index Number	Part Number	Nomenclature	No. Req.	Serial Numbers Affected
4-				
65	37451-000	* RIB - Aft, W.S. 221.49, Left	1	
-65A	37451-001	* RIB - Aft, W.S. 221.49, Right	1	
-70	95656-004	* SKIN ASSY - Aft Upper Inboard, Left	1	
-70A	95656-005	* SKIN ASSY - Aft Upper Inboard, Right	1	
75	78622-000	** SKIN - Aft Upper Inboard, Left	1	
-75A	78622-001	** SKIN - Aft Upper Inboard, Right	1	
80	67677-002	** BRACKET - Pulley, Left	1	
-80A	67677-003	** BRACKET - Pulley, Right	1	
85	96459-000	** BRACKET ASSY - Pulley, Left	1	
-85A	96459-001	** BRACKET ASSY - Pulley, Right	1	
90	67670-000	** COVER - Control Cable, Left	1	
-90A	67670-001	** COVER - Control Cable, Right	1	
95	67694-000	** WEB - Wheel well, Left and Right	2	
100	67687-000	** ANGLE - Wheel well, Left	1	
-100A	67687-001	** ANGLE - Wheel well, Right	1	
105	67673-000	** PAN - Wheel well	1	
110	39433-002	** ZEE ASSY - Wheel Well, Left	1	
-110A	39433-003	** ZEE ASSY - Wheel Well, Right	1	
115	95623-005	* SKIN ASSY - Aft Upper Center, Left	1	
-115A	95623-006	* SKIN ASSY - Aft Upper Center, Right	1	
120	37305-000	* SKIN ASSY - Aft Upper Outboard, Left	1	
-120A	37305-001	* SKIN ASSY - Aft Upper Outboard, Right	1	
125	78615-004	* SKIN ASSY - Aft Lower Inboard, Left	1	
-125A	78615-005	* SKIN ASSY - Aft Lower Inboard, Right	1	
130	67095-000	** HINGE HALF - MLG Door, Left	1	
-130A	67095-001	** HINGE HALF - MLG Door, Right	1	
135	36718-002	** BRACKET - MLG Up Switch, Left	1	
-135A	36718-003	** BRACKET - MLG Up Switch, Right	1	
140	78619-000	* SKIN ASSY - Aft Lower Center Inboard, Left	1	
-140A	78619-001	* SKIN ASSY - Aft Lower Center Inboard, Right	1	
145	95621-005	* SKIN ASSY - Aft Lower Center Outboard, Left	1	
-145A	95621-006	* SKIN ASSY - Aft Lower Center Outboard, Right	1	
150	37309-000	* SKIN ASSY - Aft Lower Center, Left	1	3447001 thru 3447029
150	37309-004	* SKIN ASSY - Aft Lower Center, Left	1	3449001 thru 3449458
150	37309-008	* SKIN ASSY - Aft Lower Center, Left (See Note 1)	1	3449001 and up
150	107304-002	* SKIN ASSY - Aft Lower Outboard, Left	1	3449459, 3449467 and up
-150A	37309-001	* SKIN ASSY - Aft Lower Outboard, Right	1	
-150A	37309-009	* SKIN ASSY - Aft Lower Outboard, Right (See Note 2)	1	3449001 and up
-150A	107304-003	* SKIN ASSY - Aft Lower Outboard, Right (See Note 4)	1	3449459, 3449467 and up
-150A	107304-005	* SKIN ASSY - Aft Lower Outboard, Right (See Note 2)	1	3449459, 3449467 and up
-155	37315-000	* SPAR ASSY - Aft, Left	1	
-155A	37315-001	* SPAR ASSY - Aft, Right	1	
160	95627-002	** SPAR - Aft Inboard, Left and Right	1	
165	37316-000	** SPAR - Aft Outboard, Left	1	
-165A	37316-001	** SPAR - Aft Outboard, Right	1	
170	37318-000	** DOUBLER - Aft Spar, Forward	1	
175	37317-000	** DOUBLER - Aft Spar, Rear	1	
180	37191-000	** DOUBLER - Aft Spar W.S. 182.50, Left	1	
-180A	37191-001	** DOUBLER - Aft Spar W.S. 182.50, Right	1	
185	66762-000	** PLATE - Aft Spar	1	
185	66762-002	** PLATE - Aft Spar	1	
-190	37027-004	* SPAR ASSY - Main, Left	1	3447001 thru 3447029

- ITEM NOT ILLUSTRATED

When ordering, always specify Part Number, Description, and Serial Number of Aircraft

PIPER AIRCRAFT, INC.
PA-34-220T
AIRPLANE PARTS CATALOG

Figure and Index Number	Part Number	Nomenclature	No. Req.	Serial Numbers Affected
4-				
-190A	37027-005	* SPAR ASSY - Main, Right	1	3447001 thru 3447029
-190B	37027-006	* SPAR ASSY - Main, Left	1	3449001 and up
-190C	37027-007	* SPAR ASSY - Main, Right	1	3449001 and up
195	66529-000	** CHANNEL - Gang	1	
200	37102-000	** SPAR - Main Outboard, Left	1	
-200A	37102-001	** SPAR - Main Outboard, Right	1	
205	95603-000	** SPAR - Main Inboard, Left	1	
-205A	95603-001	** SPAR - Main Inboard, Right	1	
210	96371-000	** SPACER - Main Spar	2	3447001 thru 3447029
-210A	96371-002	** SPACER - Main Spar	2	3449001 and up
215	39443-002	** ANGLE - Lower Forward, Left	1	
-215A	39443-003	** ANGLE - Lower Forward, Right	1	
220	39444-002	** ANGLE - Lower Aft, Left	1	
-220A	39444-003	** ANGLE - Lower Aft, Right	1	
225	39445-002	** ANGLE - Upper Forward, Left	1	
-225A	39445-003	** ANGLE - Upper Forward, Right	1	
230	95626-000	** DOUBLER - Forward, Left	1	
-230A	95626-001	** DOUBLER - Aft, Left	1	
-230B	95626-001	** DOUBLER - Forward, Right	1	
-230C	95626-000	** DOUBLER - Aft, Right	1	
235	96308-000	* BRACKET - Wheel Well, Left	1	
-235A	96308-001	* BRACKET - Wheel Well, Right	1	
240	78309-000	* SUPPORT - Hydraulic Lines, Left	1	
-240A	78309-001	* SUPPORT - Hydraulic Lines, Right	1	
245	62129-008	* STIFFENER - Inboard, Left	1	
-245A	62129-007	* STIFFENER - Inboard, Right	1	
250	37366-000	* STIFFENER - Center Inboard, Left	1	
-250A	37366-001	* STIFFENER - Center Inboard, Right	1	
255	37378-000	* STIFFENER - Center Outboard, Left	1	
-255A	37378-001	* STIFFENER - Center Outboard, Right	1	
260	37378-002	* STIFFENER - Outboard, Left	1	
-260A	37378-003	* STIFFENER - Outboard, Right	1	
265	37214-000	* HINGE - Aileron fitting	1	
270	37362-000	* DOUBLER - Pitot Static Head, Left	1	
275	37364-000	* CHANNEL - Aft Wing	1	
280	63904-024	* HOSE - Plastic	2	
285	65898-000	* SUPPORT ASSY - Flap, Inboard, Left	1	
-285A	65898-001	* SUPPORT ASSY - Flap, Inboard, Right	1	
290	452-387	** BEARING	1	
295	65898-004	* SUPPORT ASSY - Flap	3	
300	452-387	** BEARING	1	
305	63078-034	* PAD - Bumper, Rubber (3 in x 3 in) (76.2 mm X 76.2mm)	2	
310	63078-035	* PAD - Bumper, Rubber (2 in x 2 in) (50.8 mm X 50.8mm)	1	
315	63955-009	* PULLEY ASSY	2	
320	63955-008	* PULLEY ASSY	1	
325	65003-047	* BUSHING	3	
330	424-543	* PIN - Cable Guard (NAS427K19)	2	
335	424-062	* PIN - Cable Guard (MS24665-289)	1	
340	401-315	* BOLT - (AN4-15A)	2	
345	401-316	* BOLT - (AN4H-15A)	1	
350	690-611	* WASHER - (NAS1149F0463P)	3	
-355	453-901	* GROMMET	10	
360	96625-000	* COVER - Inspection, Wheel Well Web	2	

- ITEM NOT ILLUSTRATED

When ordering, always specify Part Number, Description, and Serial Number of Aircraft

**PIPER AIRCRAFT, INC.
PA-34-220T
AIRPLANE PARTS CATALOG**

Figure and Index Number	Part Number	Nomenclature	No. Req.	Serial Numbers Affected
4-				
365	419-920	* SCREW - (8 x 1/2 L.) Type "B"	18	
-365A	603-333	* NUT - (A1789-8Z1)	18	
370	38572-003	* COVER - Wing Bottom (Left and Right)	2	3449410, 3449415 thru 3449419, 3449421 thru 3449459, 3449467 and up

NOTES:

1. TO BE USED ON AIRCRAFT EQUIPPED WITH AVIDYNE OR WITH DE-ICE.
2. TO BE USED ON AIRCRAFT EQUIPPED WITH DE-ICE.
3. REFERENCE PIPER SERVICE BULLETIN 1161, LATEST REVISION.
4. TO BE USED ON AIRCRAFT EQUIPPED WITH G1000 WHEN SECOND OAT IS INSTALLED.

- ITEM NOT ILLUSTRATED

When ordering, always specify Part Number, Description, and Serial Number of Aircraft

**PIPER AIRCRAFT, INC.
PA-34-220T
AIRPLANE PARTS CATALOG**

THIS PAGE INTENTIONALLY LEFT BLANK

PIPER AIRCRAFT, INC.
PA-34-220T
AIRPLANE PARTS CATALOG

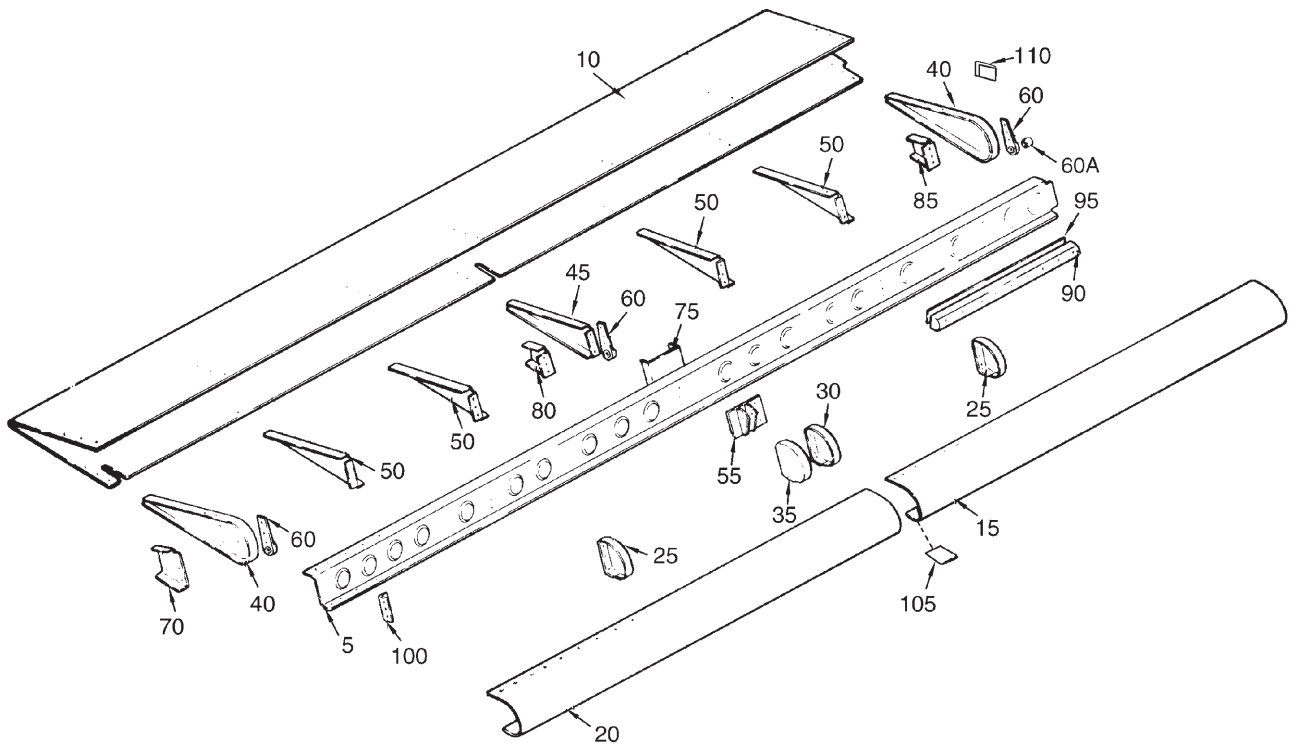


Figure 5. Aileron Assembly

PIPER AIRCRAFT, INC.
PA-34-220T
AIRPLANE PARTS CATALOG

Figure and Index Number	Part Number	Nomenclature	No. Req.	Serial Numbers Affected
5-	37283 (J)	DRAWING - Aileron Assy		
-1	37283-002	AILERON ASSY - Left (See Figure 2 For Next Higher Assy)	REF	
-1A	37283-003	AILERON ASSY - Right (See Figure 2 For Next Higher Assy)	REF	
5	37264-000	* SPAR - Aileron, Left	1	
-5A	37264-001	* SPAR - Aileron, Right	1	
10	37282-000	* SKIN - Aileron, Left	1	
-10A	37282-001	* SKIN - Aileron, Right	1	
15	37271-000	* SKIN - Aileron nose, Outboard, Left	1	
-15A	37271-001	* SKIN - Aileron nose, Outboard, Right	1	
20	37272-000	* SKIN - Aileron nose, Inboard, Left	1	
-20A	37272-001	* SKIN - Aileron nose, Inboard, Right	1	
25	37266-001	* RIB - Aileron nose, W.S. 163.38, W.S. 202.725, Left	2	
-25A	37266-000	* RIB - Aileron nose, W.S. 163.38, W.S. 202.725, Right	2	
30	37267-001	* RIB - Aileron nose, W.S. 184.48, Left	1	
-30A	37267-000	* RIB - Aileron nose, W.S. 184.48, Right	1	
35	37267-000	* RIB - Aileron nose, W.S. 181.38, Left	1	
-35A	37267-001	* RIB - Aileron nose, W.S. 181.38, Right	1	
40	37278-000	* RIB - Aileron, W.S. 145.365, W.S. 220.905, Left	2	
-40A	37278-001	* RIB - Aileron, W.S. 145.365, W.S. 220.905, Right	2	
45	37279-000	* RIB - Aileron, W.S. 183.391, Left	1	
-45A	37279-001	* RIB - Aileron, W.S. 183.391, Right	1	
50	37408-002	* RIB - Aileron, W.S. 158.04, 170.716, 195.919, 208.447, Left	4	
-50A	37408-003	* RIB - Aileron, W.S. 158.04, 170.716, 195.919, 208.447, Right	4	
55	37174-000	* FITTING - Aileron Actuator, Left	1	
-55A	37174-001	* FITTING - Aileron Actuator, Right	1	
-55B	410-035	* SCREW (MS24694-S53)	2	
-55C	404-526	* NUT (MS21042-3)	2	
-55D	690-612	* WASHER (NAS1149F0363P)	2	
60	37210-000	* FITTING ASSY - Aileron hinge	3	
60A	452-584	** BEARING (PS10020-7-3)	1	
-60B	401-266	* BOLT (AN3-5A)	6	
-60C	404-526	* NUT (MS21042-3)	6	
-60D	690-612	* WASHER (NAS1149F0363P)	12	
70	37269-000	* DOUBLER - Aileron, Left	1	
-70A	37269-001	* DOUBLER - Aileron, Right	1	
75	37462-000	* DOUBLER - Aileron, Left and Right	1	
80	37268-002	* DOUBLER - Aileron, Left	1	
-80A	37268-003	* DOUBLER - Aileron, Right	1	
85	37268-000	* DOUBLER - Aileron, Left	1	
-85A	37268-001	* DOUBLER - Aileron, Right	1	
90	37281-000	* WEIGHT - Aileron Balance (5.50 lbs.) (2.49 kg)	1	
95	37280-000	* RETAINER ASSY - Balance Weight (17.0 ins.) (48.18 cm)	1	
-95A	415-514	* SCREW (MS35206-234)	9	
100	37277-000	* ANGLE - Aileron, Left and Right	1	
105	65434-008	* PLATE	1	
110	581-760	* PLATE - Part Number	1	

- ITEM NOT ILLUSTRATED

When ordering, always specify Part Number, Description, and Serial Number of Aircraft

PIPER AIRCRAFT, INC.
PA-34-220T
AIRPLANE PARTS CATALOG

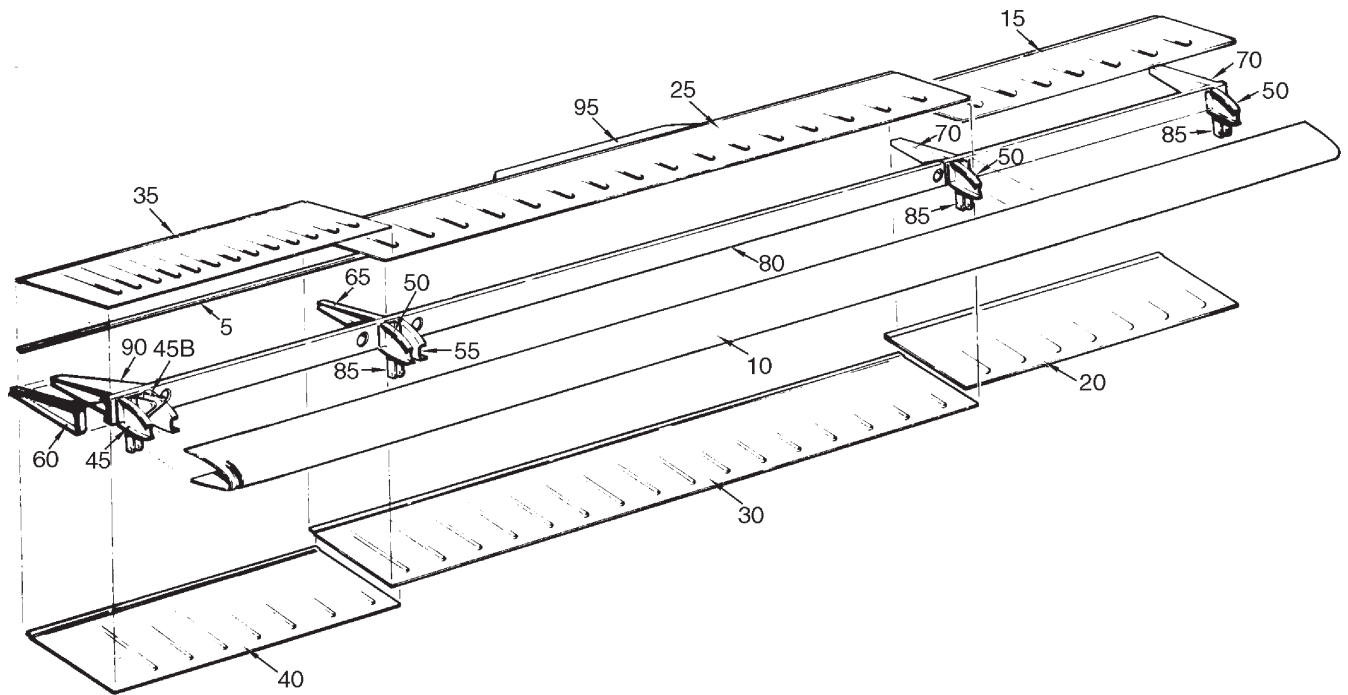


Figure 6. Flap Assembly

PIPER AIRCRAFT, INC.
PA-34-220T
AIRPLANE PARTS CATALOG

Figure and Index Number	Part Number	Nomenclature	No. Req.	Serial Numbers Affected
6-	37773 (M)	DRAWING - Flap Assy		
-1	37773-006	FLAP ASSY - Left (See Figure 2 For Next Higher Assy)	REF	
-1A	37773-005	FLAP ASSY - Right (See Figure 2 For Next Higher Assy)	REF	
5	37773-004	* BEAD - Flap, Trailing Edge	1	
10	65586-002	* SKIN - Flap Nose, Complete Length, Left	1	3447001 thru 3447029; 3449001 thru 3449062
-10A	65586-003	* SKIN - Flap Nose, Complete Length, Right	1	3447001 thru 3447029; 3449001 thru 3449062
-10B	65586-007	* SKIN - Flap Nose, Complete Length, Left	1	3449063 and up
-10C	65586-006	* SKIN - Flap Nose, Complete Length, Right	1	3449063 and up
15	95654-000	* SKIN - Flap, Upper Outboard, Left and Right	1	
20	95653-000	* SKIN - Flap, Lower Outboard, Left and Right	1	
25	65589-000	* SKIN - Flap, Upper center, Left and Right	1	
30	65588-000	* SKIN - Flap, Lower center, Left and Right	1	
35	65587-000	* SKIN - Flap, Upper Inboard, Left	1	
-35A	65590-003	* SKIN - Flap, Upper Inboard, Right	1	
40	65592-000	* SKIN - Flap, Lower Inboard, Left	1	
-40A	65592-001	* SKIN - Flap, Lower Inboard, Right	1	
45	62320-006	* RIB ASSY - Flap nose, Left	1	
-45A	62320-007	* RIB ASSY - Flap nose, Right	1	
45B	62324-000	** HINGE - Flap, Inboard, Left	1	
-45C	62324-001	** HINGE - Flap, Inboard, Right	1	
50	62328-000	* RIB - Flap Nose, Left	3	
-50A	62328-000	* RIB - Flap Nose, Right	1	
55	62328-001	* RIB - Flap Nose, Left	1	
-55A	62328-001	* RIB - Flap Nose, Right	3	
60	62331-000	* RIB - Flap, Aft Inboard, Left	1	
-60A	62331-001	* RIB - Flap, Aft Inboard, Right	1	
65	62332-002	* RIB - Flap, Aft Center, Left	1	
-65A	62332-000	* RIB - Flap, Aft Center, Right	1	
70	95660-002	* RIB - Flap, Aft Center and Outboard, Left	2	
-70A	95660-003	* RIB - Flap, Aft Center and Outboard, Right	2	
-75	-----	DELETED		
80	62327-002	* SPAR - Flap, Complete Length	1	
85	65899-000	* BRACKET - Flap Hinge	3	
90	62336-006	* DOUBLER ASSY - Left	1	
-90A	62336-008	* DOUBLER ASSY - Right	1	
95	87273-002	* TAB - Flap	2	

- ITEM NOT ILLUSTRATED

When ordering, always specify Part Number, Description, and Serial Number of Aircraft

**PIPER AIRCRAFT, INC.
PA-34-220T
AIRPLANE PARTS CATALOG**

THIS PAGE INTENTIONALLY LEFT BLANK

**PIPER AIRCRAFT, INC.
PA-34-220T
AIRPLANE PARTS CATALOG**

**SECTION II
FUSELAGE GROUP**

PIPER AIRCRAFT, INC.
PA-34-220T
AIRPLANE PARTS CATALOG

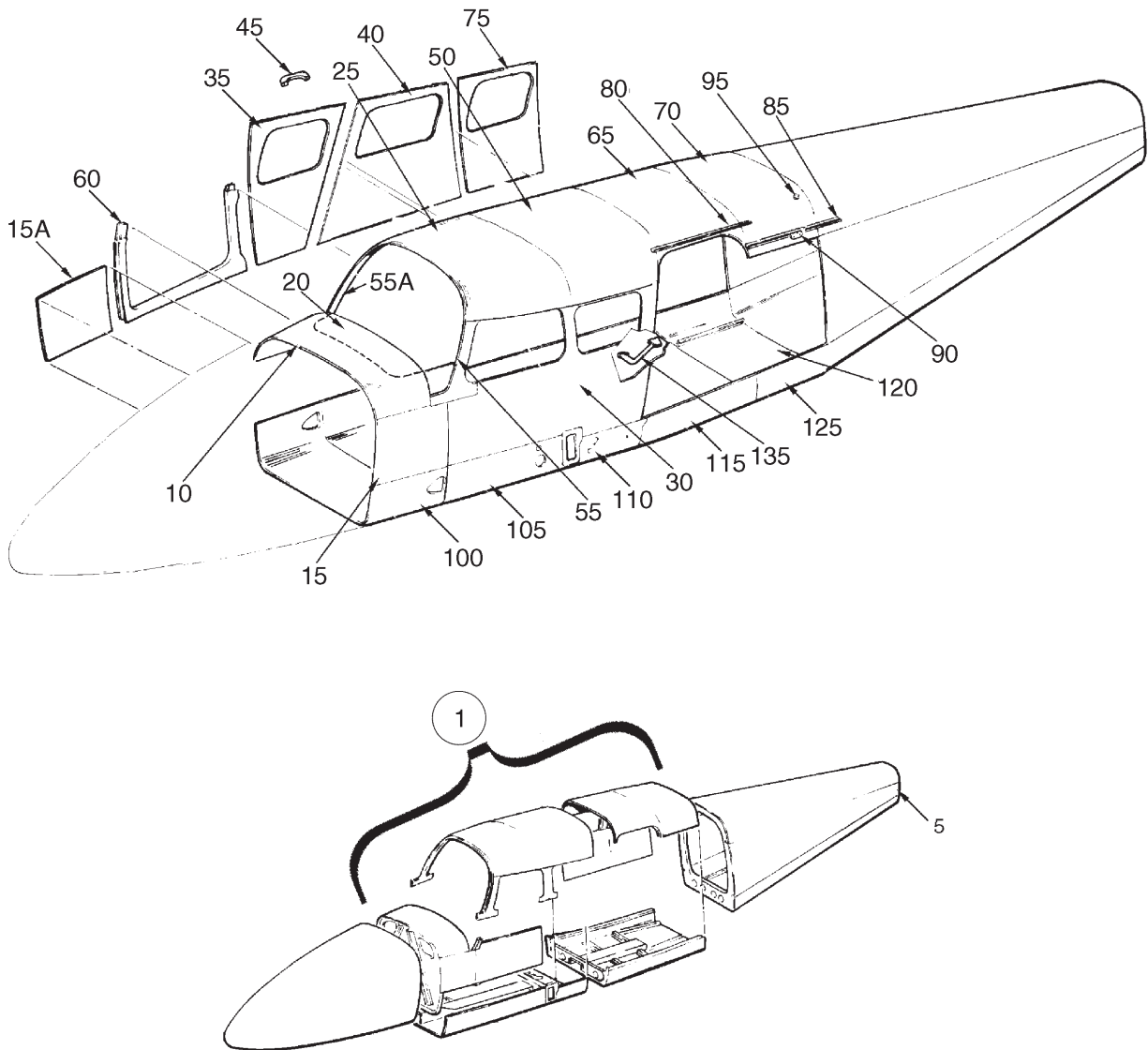


Figure 7. Fuselage Assembly - Complete

PIPER AIRCRAFT, INC.
PA-34-220T
AIRPLANE PARTS CATALOG

Figure and Index Number	Part Number	Nomenclature	No. Req.	Serial Numbers Affected
7-	39530 (BL) 100850 (CN) 37846 (A) 83363 (V)	DRAWING - Fuselage Assy DRAWING - Fuselage Assy DRAWING - Step Installation DRAWING - Exterior Finish		3447001 thru 3447029 3449001 and up 3449001 and up
1	39530-005	FUSELAGE ASSY	1	3447001 thru 3447029
1	100850-002	FUSELAGE ASSY	1	3449001 thru 3449195
1	100850-003	FUSELAGE ASSY	1	3449196 thru 3449310, 3449312 thru 3229322, 3449324, 3449325 (without Entegra)
1	100850-004	FUSELAGE ASSY	1	3449311, 3449323, 3449326 thru 3449458 (with Entegra)
1	100850-006	FUSELAGE ASSY	1	3449459, 3449467 and up
5	95887-010	* AFT FUSELAGE ASSY (See Figure 14 For Breakdown)	REF	
10	39467-003	* SKIN - Cockpit - Upper Forward	1	3447001 thru 3447029
10	39467-005	* SKIN - Cockpit - Upper Forward	1	3449001 thru 3449160, 3449162 thru 3449195
10	39467-007	* SKIN - Cockpit - Upper Forward	1	3449161, 3449196 and up
15	79563-004	* SKIN - Cockpit - Upper Forward - Left	1	
15A	79563-002	* SKIN - Cockpit - Upper Forward - Right	1	
20	83369-004	* COVER - Cowl Deck	1	3449152 and up
20	83369-003	* COVER - Cowl Deck	1	3449001 thru 3449151
20	83369-002	* COVER - Cowl Deck	1	3447001 thru 3447029
25	69899-002	* SKIN - Upper Forward	1	3449001 and up
25	69899-000	* SKIN - Upper Forward	1	3447001 thru 3447029
30	85286-002	* SKIN - Cockpit - Center - Left	1	
35	85286-003	* SKIN - Cockpit - Forward - Right	1	
40	85286-006	* SKIN - Cockpit - Center - Right	1	
45	481-772	* PULL - (336589107)	1	
50	69902-000	* SKIN - Upper Aft	1	
55	76255-002	* SKIN - Upper Cockpit	1	3447001 thru 3447029
55	76255-008	* SKIN - Upper Cockpit - Left	1	3449001 and up
55A	79561-015	* SKIN - Door Jamb - Canted Frame	1	3447001 thru 3447029
55A	79561-035	* SKIN - Window Trim - Forward - Right	1	3449001 thru 3449029
55A	79561-049	* SKIN - Window Trim - Forward - Right	1	3449030 and up
60	87247-002	* LOWER PAN ASSY	1	
65	69903-000	* SKIN - Upper Forward	1	
70	69904-000	* SKIN - Upper Aft	1	
75	85286-005	* SKIN - Cockpit Aft - Right	1	
80	69881-003	* GUTTER - Aft Cabin Door	1	3447021 thru 3447029; 3449001 and up
85	69881-002	* GUTTER - Cargo Door	1	3447021 thru 3447029; 3449001 and up
90	37939-003	* COVER ASSY - Cargo Door	1	
95	487-674	* STUD - Cargo Door Strap	1	
100	37737-000	* SKIN - Lower Forward	1	
105	37738-000	* SKIN - Lower Center	1	3447001 thru 3447029; 3449001 thru 3449310, 3449312 thru 3449322, 3449324 thru 3449325 (without Entegra)

- ITEM NOT ILLUSTRATED

When ordering, always specify Part Number, Description, and Serial Number of Aircraft

PIPER AIRCRAFT, INC.
PA-34-220T
AIRPLANE PARTS CATALOG

Figure and Index Number	Part Number	Nomenclature	No. Req.	Serial Numbers Affected
7-				
105	37738-002	* SKIN - Lower Center	1	3449311, 3449323 3449326 and up (with Entegra)
110	37739-000	* SKIN - Lower Aft	1	3447001 thru 3447029; 3449001 thru 3449310, 3449312 thru 3449322, 3449324 thru 3449325 (without Entegra)
110	37739-002	* SKIN - Lower Aft	1	3449311, 3449323, 3449326 and up (with Entegra)
-110A	62833-014	* WASHER - Rubber, left and right (Required when De-ice package is not installed.)	2	3449311, 3449323, 3449326 and up (with Entegra)
115	69898-000	* SKIN - Lower Aft	1	
120	69897-002	* SKIN - Lower Aft	1	3449001 and up
-120	69897-004	* SKIN - Cockpit	1	3449459, 3449467 and up
-120	69897-005	* SKIN - Cockpit (Optional)	1	3449484 and up
120	69897-000	* SKIN - Lower Aft	1	3447001 thru 3447029
125	68602-000	* SKIN - Lower Aft - Left	1	3447001 thru 3447029
-125A	68602-001	* SKIN - Lower Aft - Right	1	
130	68602-002	* SKIN - Lower Aft - Left	1	3449001 and up
135	68014-000	* STEP ASSY	1	3447001 thru 3447029
135	68014-005	* STEP ASSY	1	3449001 and up
-135A	587-680	** STEP SAFETY WALK - (68015-000) (See Figure 104)	REF	3447001 thru 3447029

- ITEM NOT ILLUSTRATED

When ordering, always specify Part Number, Description, and Serial Number of Aircraft

**PIPER AIRCRAFT, INC.
PA-34-220T
AIRPLANE PARTS CATALOG**

THIS PAGE INTENTIONALLY LEFT BLANK

PIPER AIRCRAFT, INC.
PA-34-220T
AIRPLANE PARTS CATALOG

Figure and Index Number	Part Number	Nomenclature	No. Req.	Serial Numbers Affected
8-	39530 (BL) 100850 (CN)	DRAWING - Fuselage Assy DRAWING - Fuselage Assy		3447001 thru 3447029 3449001 and up
1	89466-002	NOSE CONE ASSY	1	3447001 thru 3447029
1	89466-003	NOSE CONE ASSY - (with radar)	1	3447001 thru 3447029
1	89466-004	NOSE CONE ASSY	1	3449001 and up
1	89466-005	NOSE CONE ASSY - (with radar)	1	3449001 and up
-5	89467-002	* SHELL ASSY - Right	1	3447001 thru 3447029
-5A	96912-000	* SHELL ASSY - Left	1	3447001 thru 3447029; 3449001 and up
-5B	89467-004	* SHELL ASSY - Right	1	3449001 and up
-5C	89467-003	* SHELL ASSY - Right (with radar)	1	3447001 thru 3447029
-5D	96912-026	* SHELL ASSY - Left (with radar)	1	3447001 thru 3447029; 3449001 and up
-5E	89467-005	* SHELL ASSY - Right (with radar)	1	3449001 and up
10	89471-002	** PANEL - Battery Access	1	
15	95744-003	** HINGE HALF - Baggage Door	1	
20	36639-000	** BLOCK	1	
25	95744-004	* PIN - HINGE - Baggage Door	1	
30	96917-000	* DOOR ASSY - Baggage (See Figure 18 For Breakdown)	1	
35	96914-002	** DOUBLER ASSY	1	
40	96906-000	** ZEE ASSY	1	
45	96928-000	** LOOP ASSY	1	
50	37914-002	* RADOME ASSY	1	
55	95707-000	* DOOR ASSY - Nose Landing Gear - Left	1	
60	95707-001	* DOOR ASSY - Nose Landing Gear - Right	1	
65	95767-000	** CHANNEL	1	
-65A	415-319	** SCREW - (MS27039-1-09)	4	
-65B	690-609	** WASHER - (NAS1149F0332P)	4	
70	95769-004	** HINGE HALF	1	
75	95769-002	* HINGE HALF - Nose Landing Gear - Left	1	
80	95769-003	* HINGE HALF - Nose Landing Gear - Right	1	
85	95769-005	* PIN - HINGE - Nose Landing Gear Door	2	
90	42513-005	* DOOR ASSY - External Power	1	3447001 thru 3447029
-95	581-541	** PLACARD - STARTING PROCEDURE FOR EXTERNAL POWER - (47757-002) (See Figure 104)	REF	3447001 thru 3447029
100	95780-000	* BATTERY BOX ASSY	1	
105	95760-000	** HINGE - Battery Box	1	
110	89469-002	** FLOOR ASSY - Battery Box	1	
115	96374-000	* ANGLE - Anti-Splash	1	
120	95746-000	FRAME - Nose Cone Tunnel	1	
125	95745-000	FRAME - Nose Cone Tunnel	1	
130	95749-000	CHANNEL - Nose Cone Tunnel - Left	1	
-130A	95747-000	CHANNEL - Nose Cone Tunnel - Right	1	
135	95748-000	CHANNEL - Nose Cone Tunnel - Left	1	
-135A	95748-001	CHANNEL - Nose Cone Tunnel - Right	1	
140	95774-000	BRACKET ASSY - Nose Landing Gear Door Stop	1	
145	95775-000	BLOCK - Bearing - Nose Landing Gear Door	4	
150	95784-000	SUPPORT ASSY - Spring Nose Landing Gear Door	1	
155	96364-000	SUPPORT - Cover Nose Landing Gear	1	

- ITEM NOT ILLUSTRATED

When ordering, always specify Part Number, Description, and Serial Number of Aircraft

PIPER AIRCRAFT, INC.
PA-34-220T
AIRPLANE PARTS CATALOG

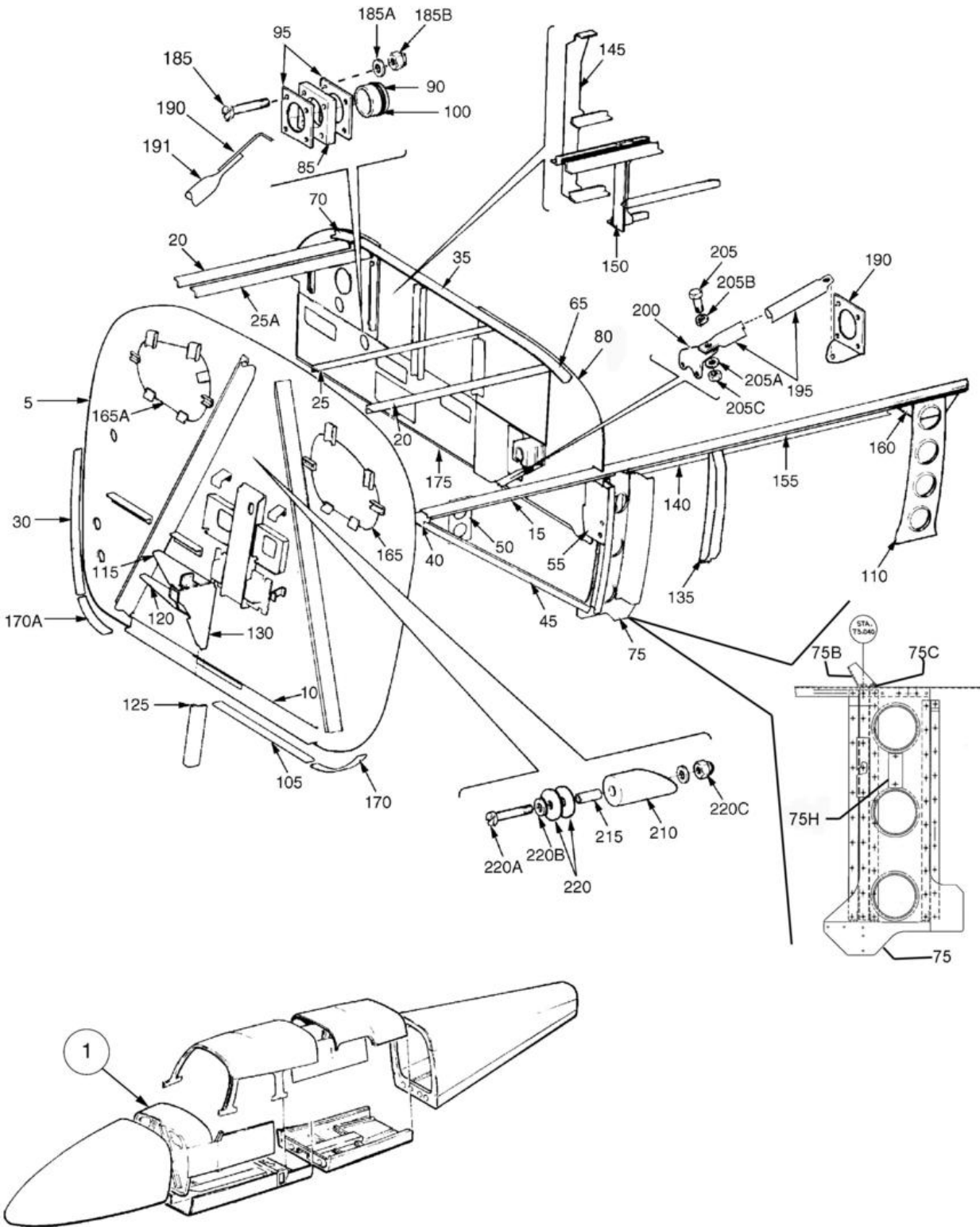


Figure 9. Fuselage Upper Forward Cockpit Assembly

PIPER AIRCRAFT, INC.
PA-34-220T
AIRPLANE PARTS CATALOG

Figure and Index Number	Part Number	Nomenclature	No. Req.	Serial Numbers Affected
9-	39530 (BL) 100850 (CN) 37300 (CW)	DRAWING - Fuselage Assy DRAWING - Fuselage Assy DRAWING - Control System Installation		3447001 thru 3447029 3449001 and up
1	39530-005	UPPER COCKPIT ASSY - Forward	1	3447001 thru 3447029
1	100850-002	UPPER COCKPIT ASSY - Forward	1	3449001 thru 3449195
1	100850-003	UPPER COCKPIT ASSY - Forward	1	3449196 thru 3449310; 3449312 thru 3449322, 3449324, 3449325 (without Entegra)
1	100850-004	UPPER COCKPIT ASSY - Forward	1	3449311, 3449323, 3449326 thru 3449458 (with Entegra)
1	100850-006	UPPER COCKPIT ASSY - Forward	1	3449459, 3449467 and up
-1A	101757-005	* COWL DECK SKIN ASSY	1	3449311, 3449323, 3449326 thru 3449458 (with Entegra)
-1B	101757-006	* COWL DECK SKIN ASSY	1	3449467 thru 3449491
-2	101757-007	* COWL DECK SKIN ASSY	1	3449459, 3449492 and up
-2A	101757-008	** SKIN COWL DECK	1	3449459, 3449492 and up
-2B	101757-009	** SCREEN	1	3449459, 3449492 and up
-2C	506-525	** NUTPLATE	4	
-2D	416-328	** SCREW - (AN525-10-8)	4	
-2E	407-800	** WASHER - (AN970-3)	4	
-2F	189-625	** GROMMET	AR	
5	39528-003	* FRAME ASSY - Sta. 49.50	1	3449311, 3449323, 3449326 and up (with Entegra)
5	39528-002	* FRAME ASSY - Sta. 49.50	1	3447001 thru 3447029; 3449001 thru 3449310, 3449312 thru 3449322, 3449324, 3449325 (without Entegra)
5A	39528-004	* FRAME ASSY - Sta. 49.50	1	3449459, 3449467 and up
-5A	83335-009	** BRACKET ASSY - Sta. 49.50	1	3449459, 3449467 and up
10	95125-000	** CHANNEL - Frame - Sta. 49.50	1	
15	39538-002	* ZEE - Upper Longeron - Left	1	
-15A	39538-003	* ZEE - Upper Longeron - Right	1	
20	39493-002	* STRINGER - Skin Support - Outboard	2	
25	39493-004	* STRINGER - Skin Support - Center - Left	1	
25A	39493-003	* STRINGER - Skin Support - Center - Right	1	
30	95144-003	* STRAP - Frame - Sta. 49.50 - Upper Right	1	
-30A	95144-002	* STRAP - Frame - Sta. 49.50 - Upper Left	1	
35	79587-003	* SHIM - Instrument Panel Angle	1	3447001 thru 3447029; 3449001 thru 3449310, 3449312 thru 3449322, 3449324, 3449325 (without Entegra)
40	39591-002	* FITTING ASSY - Nose Landing Gear - Left	1	
-40A	39591-003	* FITTING ASSY - Nose Landing Gear - Right	1	
45	39507-002	* CHANNEL - Upper Cockpit - Left	1	
-45A	39507-003	* CHANNEL - Upper Cockpit - Right	1	
50	87208-002	* PLATE ASSY - Mounting - Left	1	
55	87260-008	* BRACKET ASSY - Instrument Panel - Left	1	
-60	87261-002	* BRACKET ASSY - Instrument Panel - Right	1	3447001 thru 3447029

- ITEM NOT ILLUSTRATED

When ordering, always specify Part Number, Description, and Serial Number of Aircraft

PIPER AIRCRAFT, INC.
PA-34-220T
AIRPLANE PARTS CATALOG

Figure and Index Number	Part Number	Nomenclature	No. Req.	Serial Numbers Affected
9-				
-60A	87261-006	* BRACKET ASSY - Instrument Panel - Right	1	3449001 and up
65	69837-005	* ANGLE ASSY - Instrument Panel - Left	1	
65A	69837-007	* ANGLE ASSY - Instrument Panel - Left	1	3449459, 3449467 and up
70	69841-005	* ANGLE ASSY - Instrument Panel - Right	1	
70A	69841-007	* ANGLE ASSY - Instrument Panel - Right	1	3449459, 3449467 and up
75	39562-002	* WEB ASSY - Upper Cockpit - Left	1	3447001 thru 3447029
-75A	39562-008	* WEB ASSY - Upper Cockpit - Left	1	3449001 thru 3449458
-75A	39562-010	* WEB ASSY - Upper Cockpit - Left	1	3449459, 3449467 and up
-75A	39562-011	* WEB ASSY - Upper Cockpit	1	3449459, 3449467 and up
75B	79553-000	* FITTING - Sta 73.040 Upper - Left	1	
75C	400-438	* BOLT	2	
	690-658	* WASHER	2	
-75D	39562-003	* WEB ASSY - Upper Cockpit - Right	1	
-75E	79553-001	* FITTING - Sta 73.040 Upper - Right	1	
-75F	400-438	* BOLT	2	
-75G	690-658	* WASHER	2	
75H	69541-003	* PLATE	1	3449459, 3449467 and up
80	107281-002	* INSTRUMENT PANEL ASSY (See Note 1)	REF	3449459, 3449467 thru 3449508
80	107281-005	* INSTRUMENT PANEL ASSY (See Note 1)(See Figure 44E for componenet parts)	REF	3449509 and up
85	68272-002	* PLATE - Control Wheel	2	
85	101916-002	* GUIDE	2	3449311, 3449323, 3449326 and up (Entegra/WAAS)
90	68273-002	* BUSHING - Control Wheel	2	
95	68272-003	* PLATE - Control Wheel	4	
95	101916-003	* PLATE	2	3449311, 3449323, 3449326 and up (Entegra/WAAS)
100	484-792	* O-RING - (MS28775-218)	2	
105	95144-006	* STRAP - Frame	2	
110	62644-000	* WEB - Forward Cockpit - Sta. 108	1	
115	96876-000	* BRACE - Nose Landing Gear Mount	1	
120	95833-000	* BRACE - Nose Landing Gear Mount	1	
125	95834-000	* ANGLE - Hydraulic Mount Assy	1	
130	95724-006	* MOUNT ASSY - Nose Landing Gear - Hydraulic Jack (Reference Piper Service Bulletin 1123, latest revision)	1	
135	85369-003	* SUPPORT - Armrest	1	3447001 thru 3447029; 3449001 thru 3449508
140	85369-002	* SUPPORT - Armrest	1	
-140A	85369-004	* SUPPORT - Armrest	1	3449459, 3449467 and up
-140B	85369-005	* SUPPORT - Armrest	1	3449459, 3449467 thru 3449508
-140B	85369-007	* SUPPORT - Armrest	1	3449509 and up
-141	107824-001	* GUARD ASSY	1	3449472 and up
145	85208-009	* RADIO RACK	1	3447001 thru 3447029; 3449001 thru 3449160, 3449162 thru 3449177
150	85208-018	* RADIO RACK	1	3449001 thru 3449161, 3449178 and up
155	69129-002	* ZEE - Longeron Reinforcement	1	
160	39558-002	* GUSSET - Cockpit	1	
165	39618-002	* COVER ASSY - Frame - Sta. 49.50 - Left	1	3447001 thru 3447029; 3449001 thru 3449268
165	39618-009	* COVER ASSY - Frame - Sta. 49.50 - Left	1	3449269 and up

- ITEM NOT ILLUSTRATED

When ordering, always specify Part Number, Description, and Serial Number of Aircraft

PIPER AIRCRAFT, INC.
PA-34-220T
AIRPLANE PARTS CATALOG

Figure and Index Number	Part Number	Nomenclature	No. Req.	Serial Numbers Affected
9-				
165A	39618-003	* COVER ASSY - Frame - Sta. 49.50 - Right	1	3447001 thru 3447029
-165B	39618-006	* COVER ASSY - Frame - Sta. 49.50 - Right	1	3449097 and up
-165C	39618-010	* COVER ASSY - Frame - Right	1	3449459, 3449467 and up
-165D	39618-011	* COVER ASSY - Frame - Left	1	3449459, 3449467 and up
170	95144-004	* STRAP - Frame - Sta. 49.50 - Lower Left	1	
170A	95144-005	* STRAP - Frame - Sta. 49.50 - Lower Right	1	
175	85349-009	* CHANNEL ASSY - Instrument Panel, Left	1	
175	101835-002	* CHANNEL ASSY	1	3449311, 3449323, 3449326 and up (Entegra/WAAS)
-180	85349-012	* CHANNEL ASSY - Instrument Panel, Right	1	
185	514-766	* SCREW	8	3447001 thru 3447029
185	517-719	* SCREW - Left and Right (near clip)	2	3449311, 3449323, 3449326 and up (Entegra/WAAS)
185	515-720	* SCREW - Left and Right	2	3449311, 3449323, 3449326 and up (Entegra/WAAS)
185	520-011	* SCREW	4	3449001 thru 3449310, 3449312 thru 3449322, 3449324, 3449325 (without Entegra)
185A	690-618	* WASHER - (NAS1149FN816P)	8	3447001 thru 3447029; 3449001 thru 3449310, 3449312 thru 3449322, 3449324, 3449325 (without Entegra)
185B	404-529	* NUT - (MS20365-832C)	8	3447001 thru 3447029; 3449001 thru 3449310, 3449312 thru 3449322, 3449324, 3449325 (without Entegra)
185B	557-732	* COLLAR - Left and Right	8	3449311, 3449323, 3449326 and up (Entegra/WAAS)
190	39621-002	* CLIP - Instrument Panel Support Tube - Aft Left	1	
190	39621-006	* CLIP - Instrument Panel Support Tube - Aft Left	1	3449311, 3449323, 3449326 and up (Entegra/WAAS)
-190A	39621-003	* CLIP - Instrument Panel Support Tube - Aft Right	1	
-190A	39621-005	* CLIP - Instrument Panel Support Tube - Aft Right	1	3449311, 3449323, 3449326 and up (Entegra/WAAS)
191	39519-004	* SUPPORT INSTALLATION	REF	3449311, 3449323, 3449326 and up (with Entegra)
191	39519-002	* SUPPORT INSTALLATION	REF	3447001 thru 3447029; 3449001 thru 3449310, 3449312 thru 3449322, 3449324, 3449325 (without Entegra)
195	39519-003	** TUBE - Instrument Panel Support	2	
200	87250-002	** CLIP - Instrument Panel Support Tube - Forward, Left	1	3447001 thru 3447029; 3449001 thru 3449310, 3449312 thru 3449322, 3449324, 3449325

- ITEM NOT ILLUSTRATED

When ordering, always specify Part Number, Description, and Serial Number of Aircraft

PIPER AIRCRAFT, INC.
PA-34-220T
AIRPLANE PARTS CATALOG

Figure and Index Number	Part Number	Nomenclature	No. Req.	Serial Numbers Affected
9-200	87250-002	** CLIP - Instrument Panel Support Tube - Forward, Left	1	3447001 thru 3447029; 3449001 thru 3449310, 3449312 thru 3449322, 3449324, 3449325 (Without Entegra)
200	87250-006	** CLIP - Instrument Panel Support Tube - Left	1	3449311, 3449323, 3449326 and up (with Entegra)
-200A	87250-005	** CLIP - Instrument Panel Support Tube - Right	1	3449311, 3449323, 3449326 and up (with Entegra)
-200A	87250-003	** CLIP - Instrument Panel Support Tube - Right	1	3447001 thru 3447029; 3449001 thru 3449310, 3449312 thru 3449322, 3449324, 3449325 (without Entegra)
205	400-438	** BOLT - (AN3-4A)	4	
205A	690-612	** WASHER - (NAS1149F0363P)	4	
205B	408-044	** WASHER - (MS35333-39)	4	
205C	404-526	** NUT - (MS21042-3)	4	
210	453-679	BUMPER - Tee Bar (63927-000)	1	
215	63900-064	BUSHING - Tee Bar Bumper	1	
220	62833-023	WASHER - Tee Bar Bumper	AR	
220A	411-538	SCREW - (MS35207-269)	1	
220B	690-612	WASHER - (NAS1149F0363P)	2	
220C	404-526	NUT - (MS21042-3)	1	

NOTES:

1. FOR REFERENCE ONLY, ORDER COMPONENT PARTS.

- ITEM NOT ILLUSTRATED

When ordering, always specify Part Number, Description, and Serial Number of Aircraft

**PIPER AIRCRAFT, INC.
PA-34-220T
AIRPLANE PARTS CATALOG**

THIS PAGE INTENTIONALLY LEFT BLANK

PIPER AIRCRAFT, INC.
PA-34-220T
AIRPLANE PARTS CATALOG

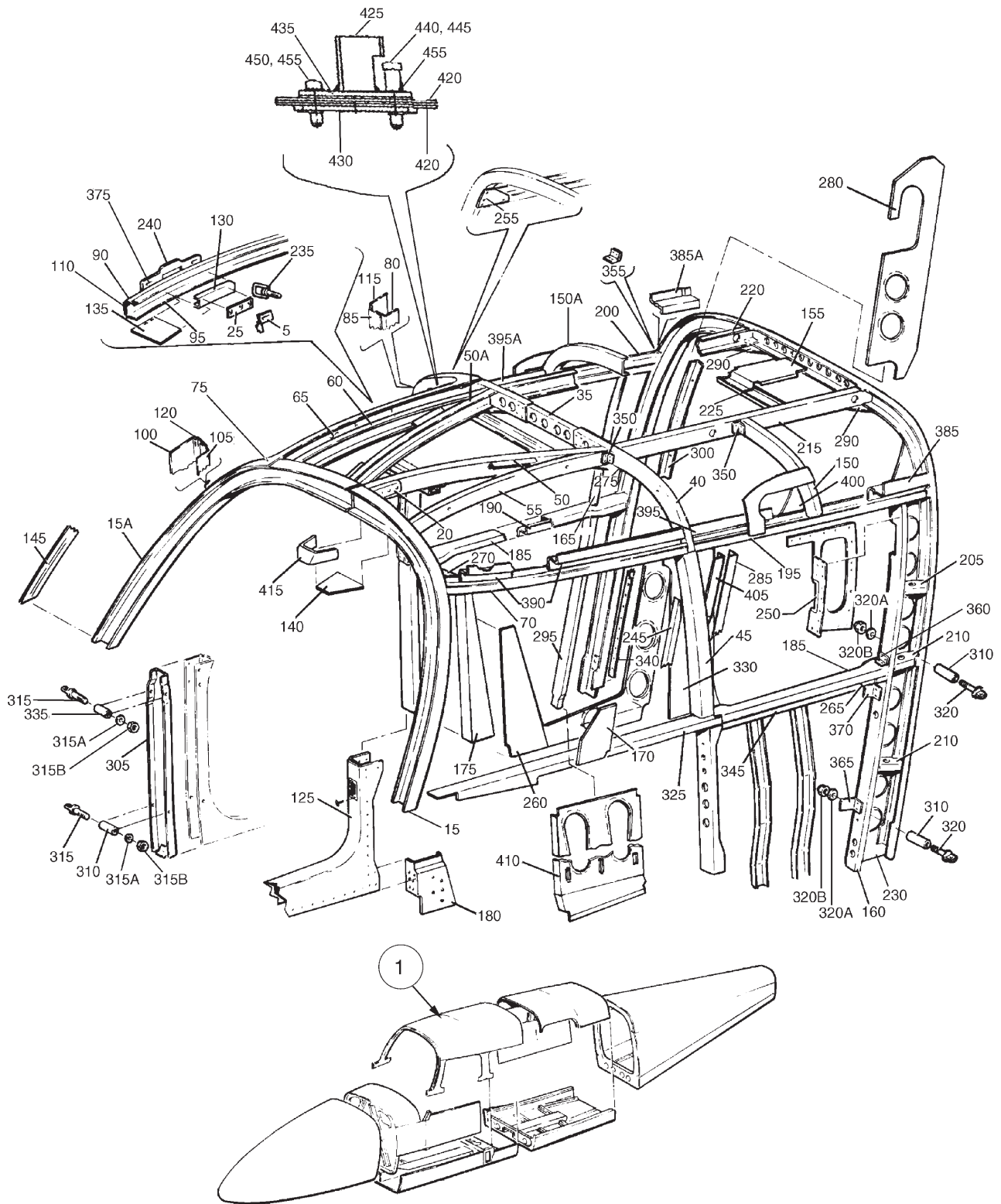


Figure 10. Fuselage Upper Center Cockpit Assembly

PIPER AIRCRAFT, INC.
PA-34-220T
AIRPLANE PARTS CATALOG

Figure and Index Number	Part Number	Nomenclature	No. Req.	Serial Numbers Affected
10-	39530 (BL) 100850 (CN)	DRAWING - Fuselage Assy DRAWING - Fuselage Assy		3447001 thru 3447029 3449001 and up
1	39530-005	UPPER COCKPIT ASSY - Center	1	3447001 thru 3447029
1	100850-002	UPPER COCKPIT ASSY - Center	1	3449001 thru 3449195
1	100850-003	UPPER COCKPIT ASSY - Center	1	3449196 thru 3449310, 3449312 thru 3449322, 3449324, 3449325 (without Entegra)
1	100850-004	UPPER COCKPIT ASSY - Center	1	3449311, 3449323, 3449326 thru 3449458 (with Entegra)
1	100850-006	UPPER COCKPIT ASSY - Center	1	3449459, 3449467 and up
5	69739-000	* CLIP - Door Latch	1	3447001 thru 3447012
-10	69888-007	* FRAME ASSY - Fuselage - Canted - Sta. 85.6	1	
15	69888-004	** FRAME ASSY - Left	1	
15A	69888-005	** FRAME ASSY - Right	1	
20	69888-006	** FITTING - Windshield Bow	1	
25	69738-000	* PLATE ASSY - Door Latch	1	3447001 thru 3447012
-30	68325-003	* FRAME ASSY - Sta. 108	1	
35	68326-000	** CHANNEL - Splice	1	
40	68331-000	** CHANNEL - Fuselage Frame - Left	1	
-40A	68331-002	** CHANNEL - Fuselage Frame - Right	1	
45	68327-000	** CHANNEL ASSY	1	3447001 thru 3447029
50	68342-014	* CHANNEL - Center Upper Cockpit - Left	1	
-50A	68342-015	* CHANNEL - Center Upper Cockpit - Right	1	
55	68382-002	* CHANNEL ASSY - Upper Cockpit - Left	1	
60	68352-003	* CHANNEL - Upper Cockpit - Right	1	
65	62874-006	* CHANNEL ASSY - Upper Cockpit - Right	1	
70	62876-002	* CHANNEL ASSY - Upper Cockpit - Left	1	
75	79561-014	* PAN ASSY - Upper (Reference Piper Service Bulletin 996, latest revision)	1	3447001 thru 3447012
-75A	79561-032	* PAN ASSY - Upper	1	3447013 thru 3447020
-75B	79561-039	* PAN ASSY - Upper	1	3447021 thru 3447029
-75C	-----	DELETED		
-75D	79561-047	* PAN ASSY - Upper	1	3449030 and up
80	79561-008	** PAN - Inner	1	
85	79561-007	** PAN - Outer	1	3447001 thru 3447029; 3449001 thru 3449029
-85A	79561-050	** PAN - Outer	1	3449030 and up
90	79561-006	** PAN - Inner	1	3447001 thru 3447012
-90A	79561-031	** PAN - Inner	1	3447013 thru 3447020
-90B	79561-042	** PAN - Inner	1	3447021 thru 3447029; 3449001 and up
95	79561-005	** PAN - Outer	1	3447001 thru 3447012
-95A	79561-030	** PAN - Outer	1	3447013 thru 3447020
-95B	79561-041	** PAN - Outer	1	3447021 thru 3447029; 3449001 and up
100	79561-015	** SKIN	1	3447001 thru 3447029
-100A	79561-035	** SKIN	1	3449001 thru 3449029
-100B	79561-049	** SKIN	1	3449030 and up
105	79561-004	** JAMB	1	
110	100587-057	** PLATE	1	3447013 thru 3447020
-110A	79561-045	** PLATE	1	3447021 thru 3447029; 3449001 and up
115	79561-011	** SPLICE	1	

- ITEM NOT ILLUSTRATED

When ordering, always specify Part Number, Description, and Serial Number of Aircraft

PIPER AIRCRAFT, INC.
PA-34-220T
AIRPLANE PARTS CATALOG

Figure and Index Number	Part Number	Nomenclature	No. Req.	Serial Numbers Affected
10-				
120	79561-012	* * SPLICE	1	
125	76467-004	* * SPLICE - Door Frame Splice	1	
130	69740-002	* CHANNEL - Door Latch	1	3447001 thru 3447012
135	69742-000	* PLATE - Door Latch	1	3447001 thru 3447012
140	87244-002	* GUSSET - Upper Forward Cockpit	1	
145	69891-008	* RETAINER - Upper Cockpit - Upper Left	1	3447001 thru 3447029
-145A	69891-004	* RETAINER - Upper Cockpit - Lower Left	1	3447001 thru 3447029
-145B	69891-009	* RETAINER - Upper Cockpit - Upper Right	1	3447001 thru 3447029
-145C	69891-005	* RETAINER - Upper Cockpit - Lower Right	1	3447001 thru 3447029
150	68315-000	* CHANNEL - Upper Cockpit - Left	1	
150A	68315-001	* CHANNEL - Upper Cockpit - Right	1	
155	87278-002	* DOUBLER ASSY - Antenna	1	
160	68328-002	* CHANNEL - Sta. 122 to Sta. 132	1	
165	39571-002	* CHANNEL - Upper Cockpit - Right	1	
170	39586-002	* GUSSET - Fuselage - Right	1	
175	39587-002	* DOUBLER - Fuselage - Right	1	
180	87242-002	* DOUBLER ASSY - Fuselage - Right	1	
185	68341-000	* CHANNEL - Upper Cockpit - Center Left	1	
-185A	68343-000	* CHANNEL - Upper Cockpit - Center Right	1	
190	95923-000	* ZEE - Upper Cockpit - Center Right	1	
195	68340-000	* CHANNEL - Upper Cockpit - Center Left	1	
200	68351-000	* CHANNEL - Upper Cockpit - Center Right	1	
205	68338-000	* STIFFENER - Left Side	1	
210	68339-000	* STIFFENER - Left Side	2	
215	68381-000	* CHANNEL ASSY - Upper Cockpit - Center Left	1	
220	68346-001	* CHANNEL ASSY - Upper Cockpit - Center Right	1	
225	69748-000	* CHANNEL - Upper Cockpit - Aft	1	
230	68330-006	* WEB ASSY - Sta. 128 - Left	1	
235	63037-000	* LOOP ASSY - Door Latch	1	3447001 thru 3447012
240	79234-000	* PLATE - Forward Door Latch	1	3447001 thru 3447029
245	39582-003	* CHANNEL - Upper Cockpit	1	
250	78012-000	* DOUBLER - Upper Cockpit - Sta. 124.25 - Left	1	
-250A	78012-004	* DOUBLER ASSY - Upper Cockpit - Sta. 124.25 - Right	1	
255	89090-002	* GUSSET ASSY - Upper Cockpit - Center Right	1	
260	39550-002	* SKIN ASSY - Inboard - Sta. 108 to Sta. 128	1	
265	68344-000	* GUSSET - Upper Cockpit - Left	1	
270	68324-000	* GUSSET - Upper Cockpit - Left	1	
275	68323-000	* GUSSET - Upper Cockpit - Left	1	
-275A	68323-001	* GUSSET - Upper Cockpit - Right	1	
-275B	104771-003	* STIFFENER (Required to prevent oil can condition on upper skin.)	1	3449269 and up (without WAAS)
280	39589-002	* WEB - Fuselage - Right	1	
285	39583-002	* CHANNEL - Upper Cockpit - Left	1	3449001 and up
290	68319-000	* GUSSET	2	
295	39556-002	* CHANNEL - Upper Cockpit - Right	1	
300	39571-003	* CHANNEL - Upper Cockpit - Center	1	
305	62697-002	* CHANNEL ASSY - Upper Fuselage	1	
310	453-763	* BUSHING - Door Jamb Hinge - (63900-046)	3	
315	402-057	* EYE BOLT - (AN44-17A)	2	
315A	690-619	* WASHER - (NAS1149F0532P)	2	
315B	404-531	* NUT - (MS21042-5)	2	3447001 thru 3447029
-315C	405-421	* NUT - (MS21045-5)	2	3449001 and up
320	402-060	* EYE BOLT - (AN44-20A)	2	
320A	407-586	* WASHER - (AN960-516L)	2	
320B	404-531	* NUT - (MS21042-5)	2	3447001 thru 3447029

- ITEM NOT ILLUSTRATED

When ordering, always specify Part Number, Description, and Serial Number of Aircraft

PIPER AIRCRAFT, INC.
PA-34-220T
AIRPLANE PARTS CATALOG

Figure and Index Number	Part Number	Nomenclature	No. Req.	Serial Numbers Affected
10-				
-320C	405-421	* NUT - (MS21045-5)	2	3449001 and up
325	39552-002	* LONGERON ASSY - Cockpit - Lower Right	1	
330	39584-005	* WEB - Cockpit - Left	1	
-335	63900-047	* BUSHING	1	
340	37559-000	* ANGLE - Upper Cockpit	1	
345	39539-002	* ZEE - Cockpit - Left	1	
350	62506-000	* CLIP	6	
355	62506-003	* CLIP - Upper Cockpit	3	3447001 thru 3447029
360	62506-004	* CLIP - Upper Cockpit	1	
-360A	62506-003	* CLIP - Upper Cockpit	2	3449001 and up
365	68362-000	* CLIP	1	
370	68363-000	* CLIP	1	
375	411-532	* SCREW - (MS35207-263)	2	3447001 thru 3447012
-380	-----	* DELETED		
385	39614-004	* ZEE - Upper Cockpit - Left	1	
385A	39614-005	* ZEE - Upper Cockpit - Right	1	
390	39617-002	* ZEE - Upper Cockpit - Left	1	
395	39614-002	* ZEE - Upper Cockpit - Left	1	
395A	39614-003	* ZEE - Upper Cockpit - Right	1	
400	96792-000	* DOUBLER - Left	2	
405	69698-002	* ANGLE - Upper Cockpit - Left	1	
410	87298-002	* PANEL - Armrest Support - Right	1	
415	87720-002	* GUSSET - Forward Upper Cockpit	1	
420	100587-046	* DOUBLER	2	3447013 thru 3447029; 3449001 and up
425	100587-047	* RECEPTACLE ASSY	1	3447013 thru 3447029; 3449001 and up
430	100587-050	* PLATE ASSY	1	3447013 thru 3447029; 3449001 and up
435	100587-056	* PLATE	1	3447013 thru 3447029; 3449001 and up
440	687-210	* SPACER - (NAS43HT3-19)	1	3447013 thru 3447029; 3449001 and up
445	486-102	* SCREW - (MS27039-1-16)	1	3447013 thru 3447029; 3449001 and up
450	415-321	* SCREW - (MS27039-1-11)	1	3447013 thru 3447029; 3449001 and up
455	690-609	* WASHER - (NAS1149F0332P)	2	3447013 thru 3447029; 3449001 and up

- ITEM NOT ILLUSTRATED

When ordering, always specify Part Number, Description, and Serial Number of Aircraft

PIPER AIRCRAFT, INC.
PA-34-220T
AIRPLANE PARTS CATALOG

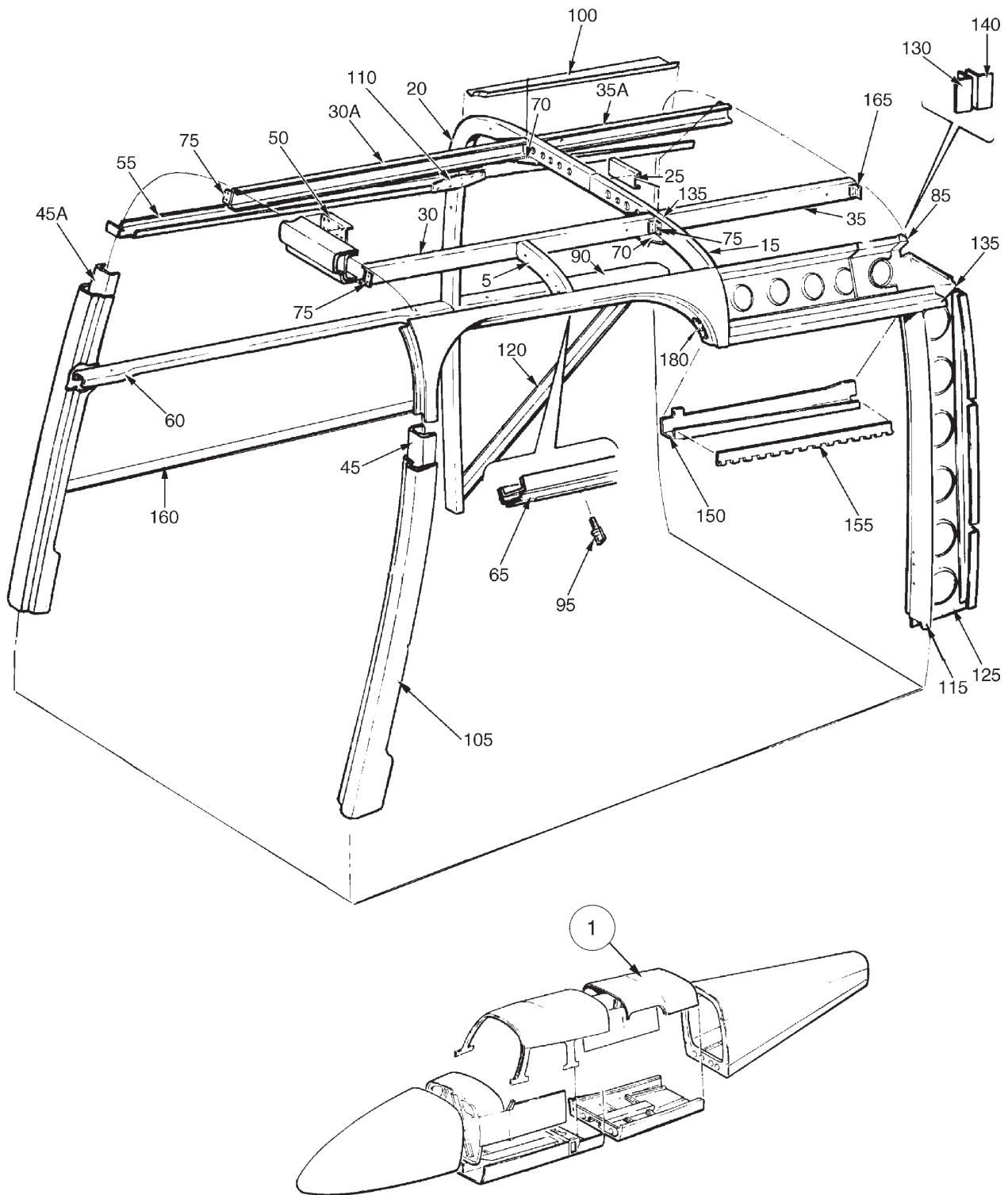


Figure 11. Fuselage Upper Aft Cockpit Assembly

PIPER AIRCRAFT, INC.
PA-34-220T
AIRPLANE PARTS CATALOG

Figure and Index Number	Part Number	Nomenclature	No. Req.	Serial Numbers Affected
11-	39530 (BL) 100850 (CN)	DRAWING - Fuselage Assy DRAWING - Fuselage Assy		3447001 thru 3447029 3449001 and up
1	39530-005	UPPER COCKPIT ASSY - Aft	1	3447001 thru 3447029
1	100850-002	UPPER COCKPIT ASSY - Aft	1	3449001 thru 3449195
1	100850-003	UPPER COCKPIT ASSY - Aft	1	3449196 thru 3449310, 3449312 thru 3449322, 3449324, 3449325 (without Entegra)
1	100850-004	UPPER COCKPIT ASSY - Aft	1	3449311, 3449323, 3449326 thru 3449458 (with Entegra)
1	100850-006	UPPER COCKPIT ASSY - Aft	1	3449459, 3449467 and up
5	68372-000	* SUPPORT ASSY - Latch	1	
-10	68938-000	* FRAME ASSY	1	
15	68984-000	** CHANNEL - Left	1	
20	68357-001	** CHANNEL - Right	1	
25	68359-000	** SPLICE - Channel	1	
30	68371-000	* CHANNEL - Upper Cockpit - Aft Left	1	
30A	68371-001	* CHANNEL - Upper Cockpit - Aft Right	1	
35	68373-000	* LONGERON - Upper Cockpit - Aft Left	1	
35A	68373-001	* LONGERON - Upper Cockpit - Aft Right	1	
-40	68332-000	* FRAME ASSY - Sta. 128	1	
45	68333-000	** CHANNEL - Fuselage Frame - Left	1	
45A	68333-001	** CHANNEL - Fuselage Frame - Right	1	
50	68335-000	** CHANNEL - Splice	1	
55	39727-002	* CHANNEL - Upper Cockpit	1	
60	68375-000	* LONGERON - Upper Cockpit - Aft	1	
65	69105-004	* SILL - Rear Door	1	
70	68319-000	* GUSSET - Top Fuselage	2	
75	62506-000	* CLIP	11	
-80	96851-002	* DOUBLER - Shoulder Harness	1	
85	68966-002	* WEB - Cargo Door - Upper	1	
90	68370-001	* LONGERON - Upper Cockpit - Aft Right	1	
95	63037-000	* LOOP ASSY - Door Latch	1	
100	99729-001	* ANGLE - Headliner Attachment - Right	1	
105	68334-000	* JAMB - Rear Door	1	
110	39728-002	* GUSSET - Fuselage	1	3447001 thru 3447029
-110A	39728-004	* GUSSET - Fuselage	1	3449001 and up
115	68985-000	* JAMB ASSY - Cargo Door - Aft	1	
120	63281-012	* ANGLE - Aft Fuselage Stiffener	1	
125	68970-000	* WEB - Cargo Door - Aft	1	
130	68986-002	* CLIP - Cargo Door Web	1	
135	62506-005	* CLIP - Upper Cockpit	2	
140	68986-003	* CLIP - Cargo Door Web	1	
-145	68369-000	* ZEE - Upper Cockpit - Aft Left	1	
-145A	68369-001	* ZEE - Upper Cockpit - Aft Right	1	
150	68967-000	* STIFFENER - Cargo Door - Upper	1	
155	68974-000	* HINGE HALF - Cargo Door	1	
160	83367-002	* STIFFENER - Skin	1	
165	62514-000	* CLIP - Upper Fuselage	2	
-170	99813-004	* DOUBLER ASSY- Upper Antenna	1	3449459, 3449467, and up
-175	69748-000	* CHANNEL - Upper Cockpit - Aft	1	
180	96986-000	* PLATE - Upper Door Latch Striker	1	

- ITEM NOT ILLUSTRATED

When ordering, always specify Part Number, Description, and Serial Number of Aircraft

PIPER AIRCRAFT, INC.
PA-34-220T
AIRPLANE PARTS CATALOG

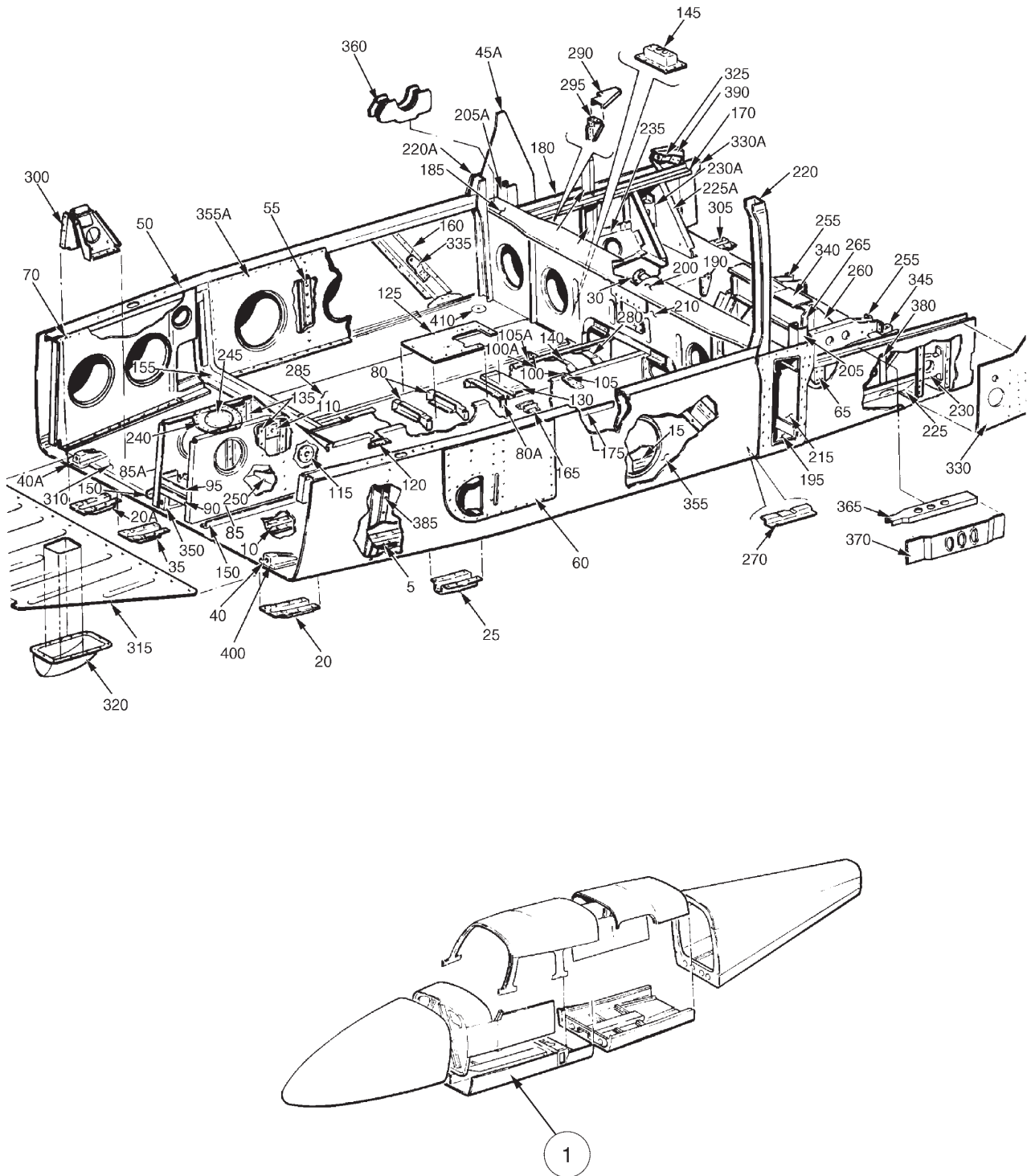


Figure 12. Fuselage Lower Forward Cockpit Assembly

PIPER AIRCRAFT, INC.
PA-34-220T
AIRPLANE PARTS CATALOG

Figure and Index Number	Part Number	Nomenclature	No. Req.	Serial Numbers Affected
12-	39530 (BL) 100850 (CN)	DRAWING - Fuselage Assy DRAWING - Fuselage Assy		3447001 thru 3447029 3449001 and up
1	39530-005	LOWER COCKPIT ASSY - Forward	1	3447001 thru 3447029
1	100850-002	LOWER COCKPIT ASSY - Forward	1	3449001 thru 3449195
1	100850-003	LOWER COCKPIT ASSY - Forward	1	3449196 thru 3449310, 3449312 thru 3449322, 3449324, 3449325 (without Entegra)
1	100850-004	LOWER COCKPIT ASSY - Forward	1	3449311, 3449323, 3449326 thru 3449458 (with Entegra)
1	100850-006	LOWER COCKPIT ASSY - Forward	1	3449459, 3449467 and up
5	62528-000	* HAT - Lower Cockpit - Forward Left	1	
-5A	62528-001	* HAT - Lower Cockpit - Forward Right	1	
10	62221-000	* HAT - Lower Cockpit - Inboard Left and Right	2	
15	96349-002	* HAT - Lower Cockpit - Outboard Left	1	
-15A	96349-003	* HAT - Lower Cockpit - Outboard Right	1	
20	62544-000	* FAIRING - Lower Cockpit - Forward Left	1	
20A	62544-001	* FAIRING - Lower Cockpit - Forward Right	1	
25	62558-000	* FAIRING - Lower Cockpit - Center Left	1	
-25A	62558-001	* FAIRING - Lower Cockpit - Center Right	1	
30	22482-000	* AIR SCOOP	1	
35	62543-000	* FAIRING	2	
40	62441-003	* FITTING - Lower Nose Landing Gear Mount - Left	1	
40A	62441-004	* FITTING - Lower Nose Landing Gear Mount - Right	1	
-45	68507-002	* DOUBLER - Main Spar Box - Left	1	
45A	95925-003	* DOUBLER - Main Spar Box - Right	1	
-45B	100702-002	* DOUBLER - Main Spar Box - Left	1	3449001 and up
-45C	100702-003	* DOUBLER - Main Spar Box - Right	1	3449001 and up
50	95124-007	* LONGERON ASSY - Lower Cockpit - Forward Right	1	
-50A	95124-008	* LONGERON ASSY - Lower Cockpit - Forward Left	1	
-50B	95124-009	* DOUBLER	1	3449459, 3449467 and up
-50C	95124-010	* DOUBLER	1	3449459, 3449467 and up
55	39545-003	* INTERCOSTAL - Lower Forward - Right	1	
-55A	39545-002	* INTERCOSTAL - Lower Forward - Left	1	
60	39559-002	* DOUBLER - Forward Cockpit - Left	1	
-60A	39559-003	* DOUBLER - Forward Cockpit - Right	1	
65	95666-001	* BRACKET - Aileron Pulley Assy - Left	1	
-65A	95666-000	* BRACKET - Aileron Pulley Assy - Right	1	
70	39531-003	* PANEL - Lower Cockpit - Right	1	
-70A	39531-002	* PANEL - Lower Cockpit - Left	1	
-75	95800-004	* TUNNEL ASSY	1	3447001 thru 3447029; 3449001 thru 3449151
-75A	95800-005	* TUNNEL ASSY	1	3449152 and up
80	62679-000	** BRACKET ASSY - Tunnel - Forward	2	
80A	62679-001	** BRACKET ASSY - Tunnel - Rear	1	
85	95599-002	** CHANNEL - Tunnel - Left	1	
85A	95599-003	** CHANNEL - Tunnel - Right	1	
90	95554-000	** BRACKET - Tunnel (See Note 1)	1	
95	95914-000	** BRACKET ASSY - Tunnel	1	
100	96877-000	** ATTACHMENT - Seat Belt - Inboard - Left	1	3447001 thru 3447029
100A	96877-001	** ATTACHMENT - Seat Belt - Inboard - Right	1	3447001 thru 3447029
-100B	96877-002	** ATTACHMENT - Seat Belt - Inboard - Left	1	3449001 and up

- ITEM NOT ILLUSTRATED

When ordering, always specify Part Number, Description, and Serial Number of Aircraft

PIPER AIRCRAFT, INC.
PA-34-220T
AIRPLANE PARTS CATALOG

Figure and Index Number	Part Number	Nomenclature	No. Req.	Serial Numbers Affected
12-				
-100C	96877-003	** ATTACHMENT - Seat Belt - Inboard - Right	1	3449001 and up
105	96878-000	** ATTACHMENT - Seat Belt - Outboard - Left	1	3447001 thru 3447029
105A	96878-001	** ATTACHMENT - Seat Belt - Outboard - Right	1	3447001 thru 3447029
-105B	96878-002	** ATTACHMENT - Seat Belt - Outboard - Left	1	3449001 and up
-105C	96878-003	** ATTACHMENT - Seat Belt - Outboard - Right	1	3449001 and up
110	62607-000	** PLATE - Tunnel - Side	2	
115	62608-000	** DOUBLER - Tunnel - Side	2	
120	96282-000	** SUPPORT - Cable Clamp	2	
125	95564-000	** PLATE ASSY - Tunnel	1	
130	95406-000	** BRACKET ASSY - Pulley - Rudder Trim	1	
135	62606-000	** ANGLE - Tunnel - Side	2	
140	78130-000	** BRACKET - Support - Fuel Selector Cable - Forward	1	
145	96968-000	* SUPPORT ASSY - Fuel Drain	1	
150	68537-000	* ANGLE	2	
155	95161-000	* FRAME ASSY - Sta. 73	1	
160	96890-003	* SUPPORT ASSY - Seat Belt Attachment - Right	1	
-160A	96890-002	* SUPPORT ASSY - Seat Belt Attachment - Left	1	
165	96041-000	* BRACKET - Fuel Selector Lever	2	3447001 thru 3447029
-165A	100666-002	* ANGLE - Fuel Selector Lever Bracket - Left	1	3449001 and up
-165B	100666-003	* ANGLE - Fuel Selector Lever Bracket - Right	1	3449001 and up
170	68508-003	* LONGERON - Lower Cockpit - Forward Right	1	
-170A	68508-002	* LONGERON - Lower Cockpit - Forward Left	1	
175	68538-000	* ANGLE - Floor	2	
180	68509-005	* ANGLE - Lower Cockpit - Forward Right	1	
-180A	68509-004	* ANGLE - Lower Cockpit - Forward Left	1	
185	95734-007	* SPAR BOX ASSY	1	
190	95936-000	** BRACKET - Flap Return Spring	1	
195	95733-002	** CAP - Lower Spar	1	
200	95732-000	** CAP - Upper Spar	1	
205	96339-004	** CHANNEL - Frame - Aft Left	1	
205A	96339-003	** CHANNEL - Frame - Aft Right	1	
210	95825-002	** WEB - Main Spar Box - Forward	1	
215	95826-002	** WEB - Main Spar Box - Aft	1	
220	96330-000	** CHANNEL - Spar Box - Left	1	
220A	62545-004	** CHANNEL - Spar Box - Right	1	
225	68510-000	* SUPPORT ASSY - Flap Torque Tube - Left	1	
225A	68510-001	* SUPPORT ASSY - Flap Torque Tube - Right	1	
230	62421-000	** FITTING - Flap - Left	1	
230A	62421-001	** FITTING - Flap - Right	1	
235	65126-000	* STIFFENER - Lower Cockpit - Right	1	3447001 thru 3447029
-235A	65126-001	* STIFFENER - Lower Cockpit - Left	1	3447001 thru 3447029
-235B	65126-003	* STIFFENER - Lower Cockpit - Left	1	3449001 and up
-235C	65126-002	* STIFFENER - Lower Cockpit - Right	1	3449001 and up
240	36565-003	* DOUBLER ASSY - Transponder Antenna Access	1	
245	36565-002	* PLATE - Transponder Antenna Access	1	
250	96186-000	* BRACKET - Shaft Support	1	
255	62763-000	* SUPPORT - Torque Shaft	2	
260	96485-000	* BRACKET - Channel Mounting - Left	1	
-260A	96485-001	* BRACKET - Channel Mounting - Right	1	
265	96486-000	* ANGLE - Channel Mounting - Left	1	
-265A	96486-001	* ANGLE - Channel Mounting - Right	1	3447001 thru 3447029
-265B	96486-002	* ANGLE - Channel Mounting - Right	1	3449001 and up
270	39535-002	* ZEE - Hat Stiffener - Left	1	
-270A	39535-003	* ZEE - Hat Stiffener - Right	1	
-275	39585-002	* CHANNEL - Lower Cockpit - Right	1	

- ITEM NOT ILLUSTRATED

When ordering, always specify Part Number, Description, and Serial Number of Aircraft

PIPER AIRCRAFT, INC.
PA-34-220T
AIRPLANE PARTS CATALOG

Figure and Index Number	Part Number	Nomenclature	No. Req.	Serial Numbers Affected
12-				
280	78131-000	* SUPPORT ASSY - Fuel Selector Cable - Aft	1	
285	96684-000	* FLOORBOARD	2	
290	96334-001	* GUSSET - Sta. 108 - Right	1	
-290A	96334-000	* GUSSET - Sta. 108 - Left	1	
295	96333-001	* GUSSET - Floor Support - Right	1	
-295A	96333-000	* GUSSET - Floor Support - Left	1	
300	78582-001	* BRACKET ASSY - Rudder Stop - Right	1	
-300A	78582-000	* BRACKET ASSY - Rudder Stop - Left	1	
-300B	402-775	* BOLT - (NAS428-4A12)	2	
-300C	404-322	* NUT - (AN316-4R)	2	
305	68503-001	* FAIRING - Lower Cockpit - Right	1	3447001 thru 3447029
-305A	68503-000	* FAIRING - Lower Cockpit - Left	1	3447001 thru 3447029
-305B	68503-003	* FAIRING - Lower Cockpit - Left	1	3449001 and up
-305C	68503-002	* FAIRING - Lower Cockpit, Right	1	3449001 and up
310	96700-005	* FLOORBOARD ASSY - Lower Cockpit - Forward Right	1	
-310A	96700-004	* FLOORBOARD ASSY - Lower Cockpit - Forward Left	1	
315	95740-003	* COVER ASSY - Nose Cone	1	
320	78547-000	** CAP - Nose Cone Cover	1	
325	96896-000	* LINK - Seat Belt Attachment	2	3447001 thru 3447029
-325A	96896-002	* LINK - Seat Belt Attachment	2	3449001 and up
330	68645-002	* DOUBLER - Lower Cockpit Skin - Left	1	3447001 thru 3447029
330A	68645-000	* DOUBLER - Lower Cockpit Skin - Right	1	3447001 thru 3447029
335	96887-000	* LINK - Seat Belt Attachment	2	
340	96489-004	* CHANNEL ASSY - Pulley Mounting	1	
345	68506-000	* FAIRING - Lower Cockpit - Center	2	
350	95555-000	* FITTING - Nose Landing Gear Mount	1	
355	87246-002	* SKIN - Lower Cockpit - Left	1	
355A	87246-003	* SKIN - Lower Cockpit - Right	1	
360	39432-003	* GUSSET - Lower Cockpit - Right	1	
-360A	39432-002	* GUSSET - Lower Cockpit - Left	1	3447001 thru 3447029
-360B	39432-005	* GUSSET - Lower Cockpit - Left	1	3449001 and up
365	39577-002	* LONGERON - Lower Cockpit - Left	1	3447001 thru 3447029
370	39578-002	* WEB ASSY - Lower Cockpit - Left	1	3447001 thru 3447029
-375	39554-002	* INTERCOSTAL - Lower Cockpit - Right	1	
380	39579-002	* INTERCOSTAL - Lower Cockpit - Left	1	3447001 thru 3447029
-380A	39579-003	* INTERCOSTAL - Lower Cockpit - Left	1	3449001 and up
385	39525-002	* CHANNEL - Lower Cockpit - Left	1	
-385A	39525-003	* CHANNEL - Lower Cockpit - Right	1	
390	96884-001	* BRACKET ASSY - Seat Belt Attachment - Right	1	
-390A	96884-000	* BRACKET ASSY - Seat Belt Attachment - Left	1	
-395	62557-004	* SEAT TRACK	4	
400	62833-058	* WASHER	2	
-405	101312-002	* DOUBLER - Lower Antenna	1	3449152 and up
410	100522-002	* DRAIN ASSY - Lower Fuselage	1	3449001 and up

NOTES:

1. FOR SERIAL NUMBERS 3447001 THRU 3447029, FOR FIRST TIME REPLACEMENT, PART NUMBER 95555-000 MUST ALSO BE ORDERED. SEE ITEM 350.

- ITEM NOT ILLUSTRATED

When ordering, always specify Part Number, Description, and Serial Number of Aircraft

PIPER AIRCRAFT, INC.
PA-34-220T
AIRPLANE PARTS CATALOG

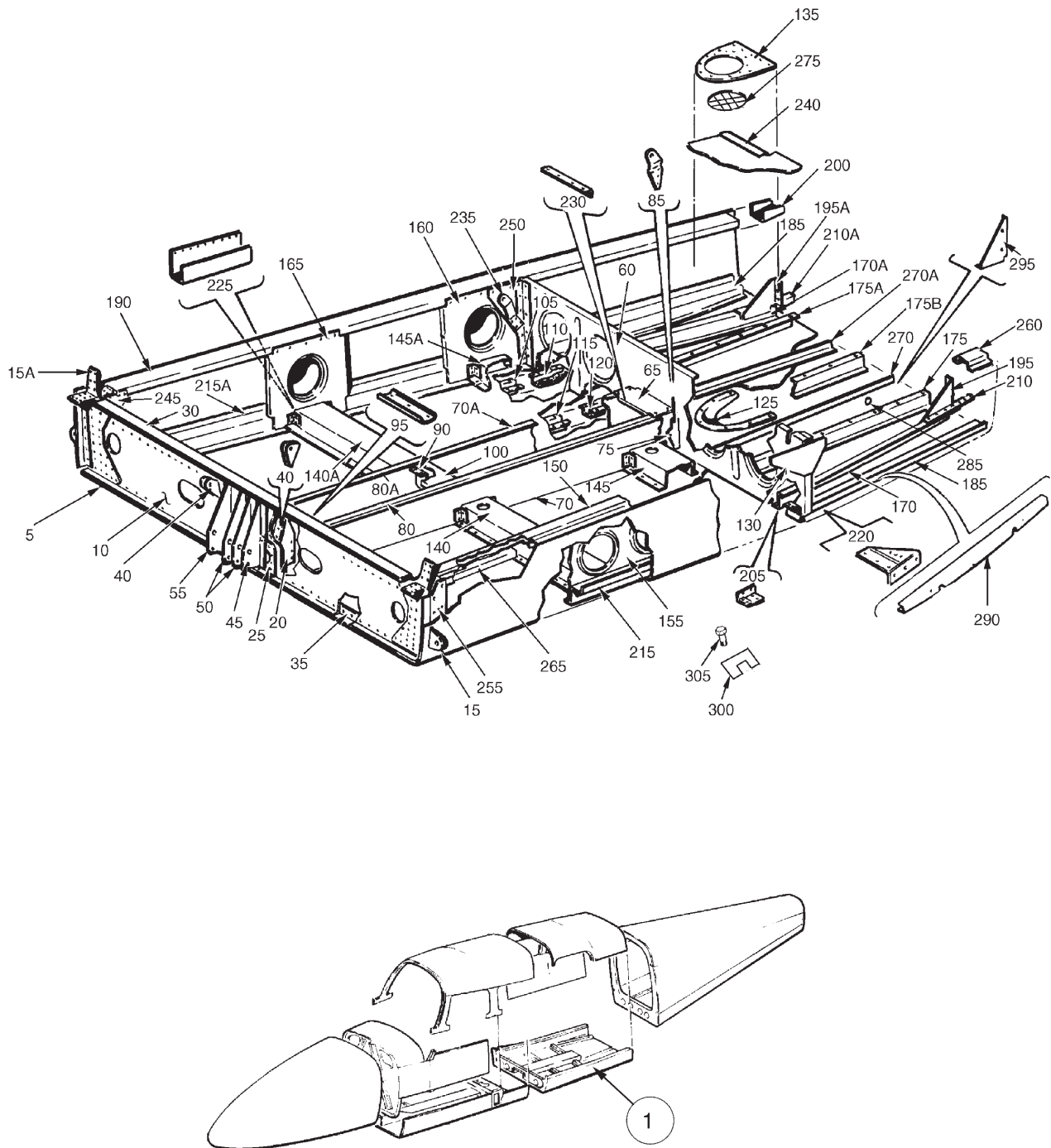


Figure 13. Fuselage Lower Aft Cockpit Assembly

PIPER AIRCRAFT, INC.
PA-34-220T
AIRPLANE PARTS CATALOG

Figure and Index Number	Part Number	Nomenclature	No. Req.	Serial Numbers Affected
13-	39530 (BL) 100850 (CN)	DRAWING - Fuselage Assy DRAWING - Fuselage Assy		3447001 thru 3447029 3449001 and up
1	39530-005	LOWER COCKPIT ASSY - Aft	1	3447001 thru 3447029
1	100850-002	LOWER COCKPIT ASSY - Aft	1	3449001 thru 3449195
1	100850-003	LOWER COCKPIT ASSY - Aft	1	3449196 thru 3449310, 3449312 thru 3449322, 3449324, 3449325 (without Entegra)
1	100850-004	LOWER COCKPIT ASSY - Aft	1	3449311, 3449323, 3449326 thru 3449458 (with Entegra)
1	100850-006	LOWER COCKPIT ASSY - Aft	1	3449459, 3449467 and up
5	68615-006	* FRAME ASSY - Lower - Sta. 128.737	1	3449311, 3449323, 3449326 and up (with Entegra)
5	68615-004	* FRAME ASSY - Lower - Sta. 128.737	1	3447001 thru 3447029; 3449001 thru 3449310, 3449312 thru 3449322, 3449324, 3449325 (without Entegra)
10	68616-003	** WEB - Sta. 128.737	1	3447001 thru 3447029; 3449001 thru 3449310, 3449312 thru 3449322, 3449324, 3449325 (without Entegra)
10	68616-004	** WEB - Sta. 128.737	1	3449311, 3449323, 3449326 and up (with Entegra)
15	68621-002	** FITTING ASSY - Wing Attachment - Left	1	
15A	68621-003	** FITTING ASSY - Wing Attachment - Right	1	
20	68619-000	** GUSSET - Sta. 128.737 - Left	1	
-20A	68619-001	** GUSSET - Sta. 128.737 - Right	1	
25	62566-002	** DOUBLER - Rear Seat Support - Forward	1	
30	68617-002	** STIFFENER - Frame - Sta. 128.737	1	
35	68618-000	** ANGLE - Frame - Sta. 128.737	1	
40	96880-000	** FITTING - Seat Belt Attachment	2	
45	62563-006	** BRACKET - Sta. 128.738	1	
50	62563-007	** BRACKET - Sta. 128.738	2	
55	62563-005	** BRACKET - Sta. 128.738	1	
60	68623-005	* FRAME ASSY - Sta. 168.78 - Lower	1	3447001 thru 3447029
-60A	68623-006	* FRAME ASSY - Sta. 168.78 - Lower	1	3449001 and up
65	78322-000	* COVER - Aft Tunnel	1	
70	68608-002	* ANGLE - Aft Tunnel Wall - Left	1	
70A	68608-003	* ANGLE - Aft Tunnel Wall - Right	1	
75	68625-002	* ANGLE - Lower Cockpit - Aft Left	1	
-75A	68625-003	* ANGLE - Lower Cockpit - Aft Right	1	
80	68647-000	* ANGLE ASSY - Tunnel Side - Left	1	
80A	68647-001	* ANGLE ASSY - Tunnel Side - Right	1	
85	96885-000	* LINK - Seat Belt Attachment - Left	1	3447001 thru 3447029; 3449001 thru 3449151
-85A	96885-001	* LINK - Seat Belt Attachment - Right	1	3447001 thru 3447029; 3449001 thru 3449151
-85B	96885-002	* LINK - Seat Belt Attachment - Left	1	3449152 and up
-85C	96885-003	* LINK - Seat Belt Attachment - Right	1	3449152 and up

- ITEM NOT ILLUSTRATED

When ordering, always specify Part Number, Description, and Serial Number of Aircraft

PIPER AIRCRAFT, INC.
PA-34-220T
AIRPLANE PARTS CATALOG

Figure and Index Number	Part Number	Nomenclature	No. Req.	Serial Numbers Affected
13-				
90	96314-000	* FAIRLEAD ASSY - Rudder Trim Cable	1	
95	96188-000	* CHANNEL - Tunnel Top	1	
100	68656-000	* CHANNEL - Tunnel Top	1	
105	68609-005	* HAT ASSY - Lower Cockpit - Outboard - Aft - Right	1	
-105A	68609-004	* HAT ASSY - Lower Cockpit - Outboard - Aft - Left	1	
110	62554-000	** FAIRING	1	
115	68612-000	* HAT ASSY - Lower Cockpit - Inboard - Aft	2	
120	62554-000	** FAIRING	1	
125	66965-000	* SCOOP - Cabin Air	1	3447001 thru 3447029; 3449094 and up
130	68975-000	* GUSSET - Cargo Door Jamb	1	3447001 thru 3447029
135	65556-000	* DOUBLER - Cabin Exhaust Scoop (with 4" dia. hole)	1	
-135A	65556-002	* DOUBLER - Cabin Exhaust Scoop (without 4" dia. hole) (Used if air conditioning is installed.)	1	3447001 thru 3447029; 3449097 and up
140	79583-002	* HAT ASSY - Seat Support - Left	1	
140A	79583-003	* HAT ASSY - Seat Support - Right	1	
145	79747-000	* HAT ASSY - Seat Support - Left	1	
145A	79747-001	* HAT ASSY - Seat Support - Right	1	
150	68604-004	* JAMB - Door	1	
155	68607-003	* WEB ASSY - Left	1	
160	68649-003	* WEB ASSY - Right	1	
165	68655-002	* WEB - Right	1	
170	68641-000	* STIFFENER - Left	1	
170A	68641-001	* STIFFENER - Right	1	
175	68632-000	* ZEE ASSY - Cargo Floor - Left	1	3447001 thru 3447029
175A	68632-001	* ZEE ASSY - Cargo Floor - Right	1	3447001 thru 3447029
175B	68632-005	* ZEE ASSY - Cargo Floor - Center	1	3447001 thru 3447029
-180	68632-001	* ZEE ASSY - Outboard Right - Center Left	2	3449001 and up
-180A	68632-005	* ZEE ASSY - Center Right	1	3449001 and up
-180B	68632-006	* ZEE ASSY - Outboard Left	1	3449001 thru 3449310, 3449312 thru 3449314
-181	68632-008	* ZEE ASSY - Baggage Floor	1	3449311, 3449315 and up
-181A	68632-009	** ZEE	1	
185	68606-001	* CHANNEL - Right	1	
-185A	68606-000	* CHANNEL - Left	1	
190	68657-000	* LONGERON ASSY - Lower Cockpit - Aft Right	1	
-190A	68603-000	* LONGERON ASSY - Lower Cockpit - Aft Left	1	
195	65119-000	* GUSSET - Cargo Compartment - Aft Left	1	
195A	65119-001	* GUSSET - Cargo Compartment - Aft Right	1	
-195B	107389-001	* GUSSET - Cargo Compartment - Aft	1	3449459, 3449467 and up
200	68634-001	* CHANNEL - Splice - Right	1	
-200A	68634-000	* CHANNEL - Splice - Left	1	
205	68643-000	* ANGLE - Lower Cockpit - Aft Left	1	
-205A	68643-001	* ANGLE - Lower Cockpit - Aft Right	1	
210	62532-000	* ANGLE - Stringer Splice - Sta. 156 - Left	1	
210A	62532-001	* ANGLE - Stringer Splice - Sta. 156 - Right	1	
215	68605-000	* CHANNEL - Lower Cockpit - Aft Left	1	
215A	68605-001	* CHANNEL - Lower Cockpit - Aft Right	1	
220	68642-000	* GUSSET ASSY - Cargo Floor - Left	1	
-220A	68642-001	* GUSSET ASSY - Cargo Floor - Right	1	
225	68678-000	* DOUBLER ASSY - Step	1	
230	96264-000	* ANGLE ASSY - Cable Guard	1	
235	96896-002	* LINK - Seat Belt Attachment	2	
240	68638-001	* ANGLE - Cargo Floor - Right	1	
-240A	68638-002	* ANGLE - Cargo Floor - Left	1	

- ITEM NOT ILLUSTRATED

When ordering, always specify Part Number, Description, and Serial Number of Aircraft

PIPER AIRCRAFT, INC.
PA-34-220T
AIRPLANE PARTS CATALOG

Figure and Index Number	Part Number	Nomenclature	No. Req.	Serial Numbers Affected
13-				
245	68639-000	* GUSSET - Right	1	
250	68640-003	* DOUBLER - Seat Belt Attachment - Right	1	
-250A	68640-002	* DOUBLER - Seat Belt Attachment - Left	1	
255	68644-000	* ANGLE - Sta. 128 - Left	1	
260	68972-000	* JAMB ASSY - Cargo Door - Lower	1	
265	37655-000	* DOUBLER - Lower Cockpit - Aft	1	
270	68637-000	* ANGLE - Left	1	
270A	68637-001	* ANGLE - Right	1	
275	66971-000	* SCREEN (Reference Piper Service Bulletin 1223, latest revision)	1	3447001 thru 3447029; 3449094 and up
-280	-----	DELETED		
285	85412-002	* VENT TUBE	2	3449001 and up
290	68971-002	* CHANNEL - Cargo Compartment	1	
295	78398-000	BRACKET - Combustion Heater	1	
300	96866-002	PLATE - Lower Door Striker	1	
305	415-498	SCREW - (MS35206-245)	2	

- ITEM NOT ILLUSTRATED

When ordering, always specify Part Number, Description, and Serial Number of Aircraft

PIPER AIRCRAFT, INC.
PA-34-220T
AIRPLANE PARTS CATALOG

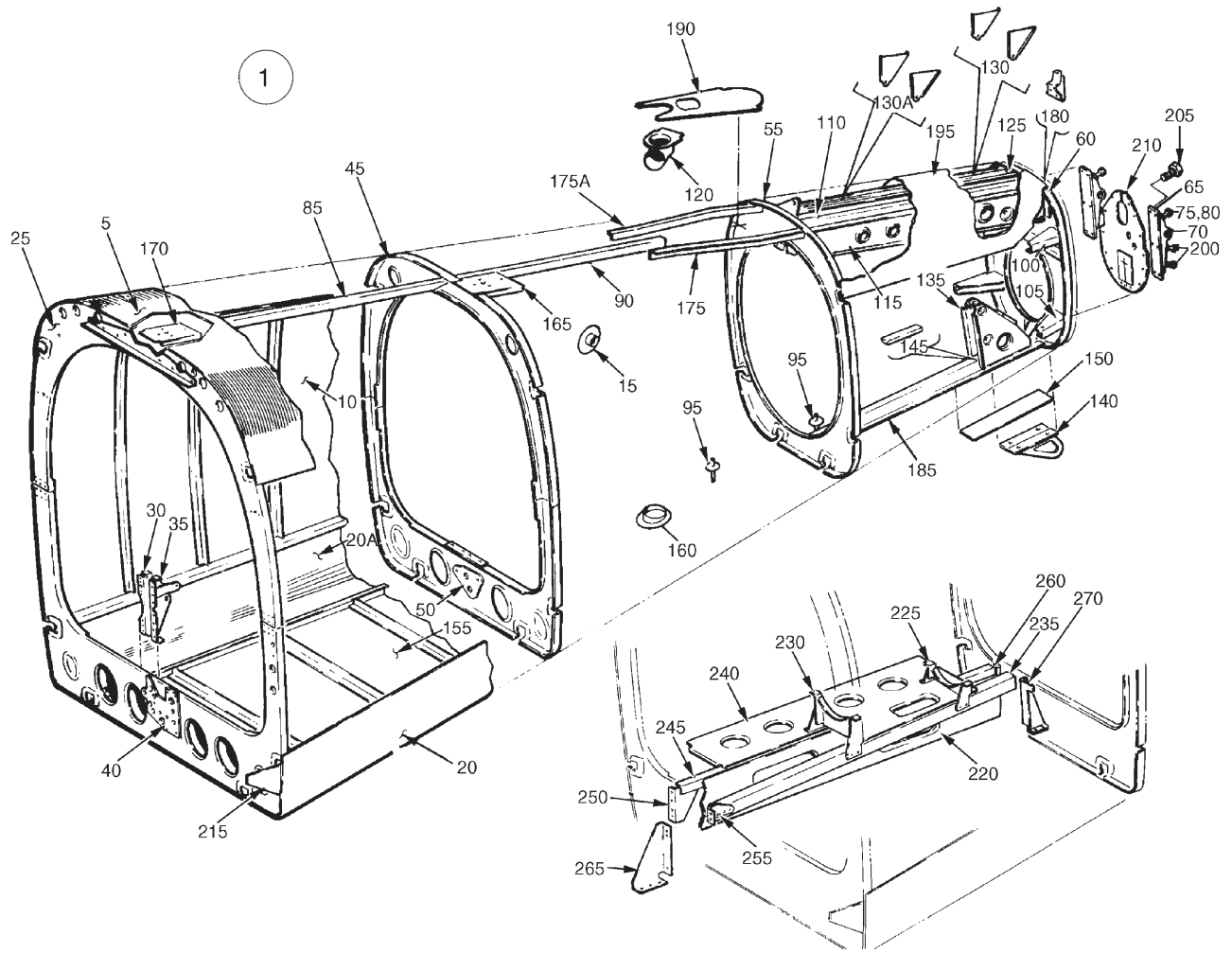


Figure 14. Fuselage Aft Section

PIPER AIRCRAFT, INC.
PA-34-220T
AIRPLANE PARTS CATALOG

Figure and Index Number	Part Number	Nomenclature	No. Req.	Serial Numbers Affected
14-	39530 (BL) 100850 (CN) 37163 (R)	DRAWING - Fuselage Assy DRAWING - Fuselage Assy DRAWING - Combustion Heater Support Installation		3447001 thru 3447029 3449001 and up
1	95887-010	AFT FUSELAGE ASSY	1	
5	95887-012	* SKIN - Upper	1	
10	99470-008	* SKIN ASSY - Side - Right	1	
-10A	99470-010	* SKIN ASSY - Side - Left	1	
15	78443-000	* COLLAR ASSY - Air Inlet - Combustion Heater	1	
20	99471-002	* SKIN - Lower Side - Left	1	
20A	99471-006	* SKIN - Lower Side - Right	1	
25	95546-003	* FRAME ASSY - Sta. 187.84	1	
30	95944-000	** BRACKET ASSY - Stabilator Spring	1	
35	95111-000	** BRACKET ASSY - Stabilator Spring	1	
40	95542-000	** FAIRLEAD - Sta. 187.84	1	
45	62443-006	* FRAME ASSY - Sta. 222.43	1	
50	95594-000	** FAIRLEAD	1	
55	62444-004	* FRAME ASSY - Sta. 259.31	1	
60	62445-003	* FRAME ASSY - Sta. 285.83	1	
65	95980-000	* FITTING ASSY - Stabilator Attachment	2	
70	452-538	** BEARING	1	
75	553-266	** BOLT	2	
80	404-224	** NUT - (AN315-3R)	2	
85	65114-000	* STRINGER - Fuselage - Aft	1	
90	78612-000	* STRINGER - Fuselage - Aft	1	
95	79290-000	* TUBE ASSY - Drain	2	
100	62413-000	* FITTING ASSY - Upper Tail Cone - Left	1	
-100A	62413-001	* FITTING ASSY - Upper Tail Cone - Right	1	
105	62414-000	* FITTING ASSY - Lower Tail Cone - Left	1	
-105A	62414-001	* FITTING ASSY - Lower Tail Cone - Right	1	
110	95939-000	* BRACKET - Pulley - Rudder Control - Inboard Left	1	
-110A	95939-001	* BRACKET - Pulley - Rudder Control - Inboard Right	1	
115	95940-000	* BRACKET - Pulley - Rudder Control - Outboard Left	1	
-115A	95940-001	* BRACKET - Pulley - Rudder Control - Outboard Right	1	
120	78609-000	* FITTING ASSY - Air	1	
125	62451-002	* HAT ASSY - Aft Fuselage - Upper	1	
130	62452-000	** BRACKET - Stabilator Pulley - Left	2	
130A	62452-001	** BRACKET - Stabilator Pulley - Right	2	
135	95888-000	* BRACKET ASSY - Aft Fuselage	1	
140	66769-000	* SKID ASSY - Tail	1	
145	62471-002	* SPACER - Tail Skid	2	
150	99474-000	* FILLER - Tail Skid	1	
155	99469-008	* SKIN ASSY - Lower - Center	1	
160	37736-000	** SUPPORT ASSY - Exhaust Shroud	1	
165	99805-003	* DOUBLER - Antenna - Aft	1	
170	99813-002	* DOUBLER ASSY - Antenna - Forward	1	
175	78608-002	* STRINGER - Upper Skin - Left	1	
175A	78608-003	* STRINGER - Upper Skin - Right	1	
180	95799-000	* BRACKET - Rudder Sector - Left	1	
-180A	95799-001	* BRACKET - Rudder Sector - Right	1	
185	62455-002	* HAT ASSY - Aft Fuselage - Lower	1	
190	78607-000	* DOUBLER - Upper Skin	1	
195	95887-006	* DOUBLER - Sta. 256.98 to Sta. 285.36	1	

- ITEM NOT ILLUSTRATED

When ordering, always specify Part Number, Description, and Serial Number of Aircraft

PIPER AIRCRAFT, INC.
PA-34-220T
AIRPLANE PARTS CATALOG

Figure and Index Number	Part Number	Nomenclature	No. Req.	Serial Numbers Affected
14-				
200	402-897	* BOLT - (NAS464P3A4)	8	
-200A	690-612	* WASHER - (NAS1149F0363P)	12	
-200B	404-556	* NUT - (MS21045-L3)	8	
205	402-890	* BOLT - (NAS464P3A5)	4	
-205A	690-612	* WASHER - (NAS1149F0363P)	4	
-205B	404-556	* NUT - (MS21045-L3)	4	
210	65494-002	PLATE ASSY - Aft Fuselage Closeout	1	
215	68991-000	GUSSET - Cargo Hatch - Lower Aft	1	
220	78411-000	WEB - Combustion Heater	1	
225	37163-011	SUPPORT ASSY - Combustion Heater	1	
230	37163-015	SUPPORT ASSY - Combustion Heater	1	
235	37163-013	ANGLE - Combustion Heater	1	
240	37163-017	WEB - Combustion Heater	1	
245	37163-002	ANGLE - Combustion Heater	1	
250	78407-000	BRACKET ASSY - Combustion Heater	1	
255	37163-019	CLIP - Combustion Heater	1	
260	78410-000	BRACKET ASSY - Combustion Heater	1	
265	78398-000	BRACKET - Combustion Heater	1	
270	78399-000	BRACKET - Combustion Heater	1	

- ITEM NOT ILLUSTRATED

When ordering, always specify Part Number, Description, and Serial Number of Aircraft

**PIPER AIRCRAFT, INC.
PA-34-220T
AIRPLANE PARTS CATALOG**

THIS PAGE INTENTIONALLY LEFT BLANK

PIPER AIRCRAFT, INC.
PA-34-220T
AIRPLANE PARTS CATALOG

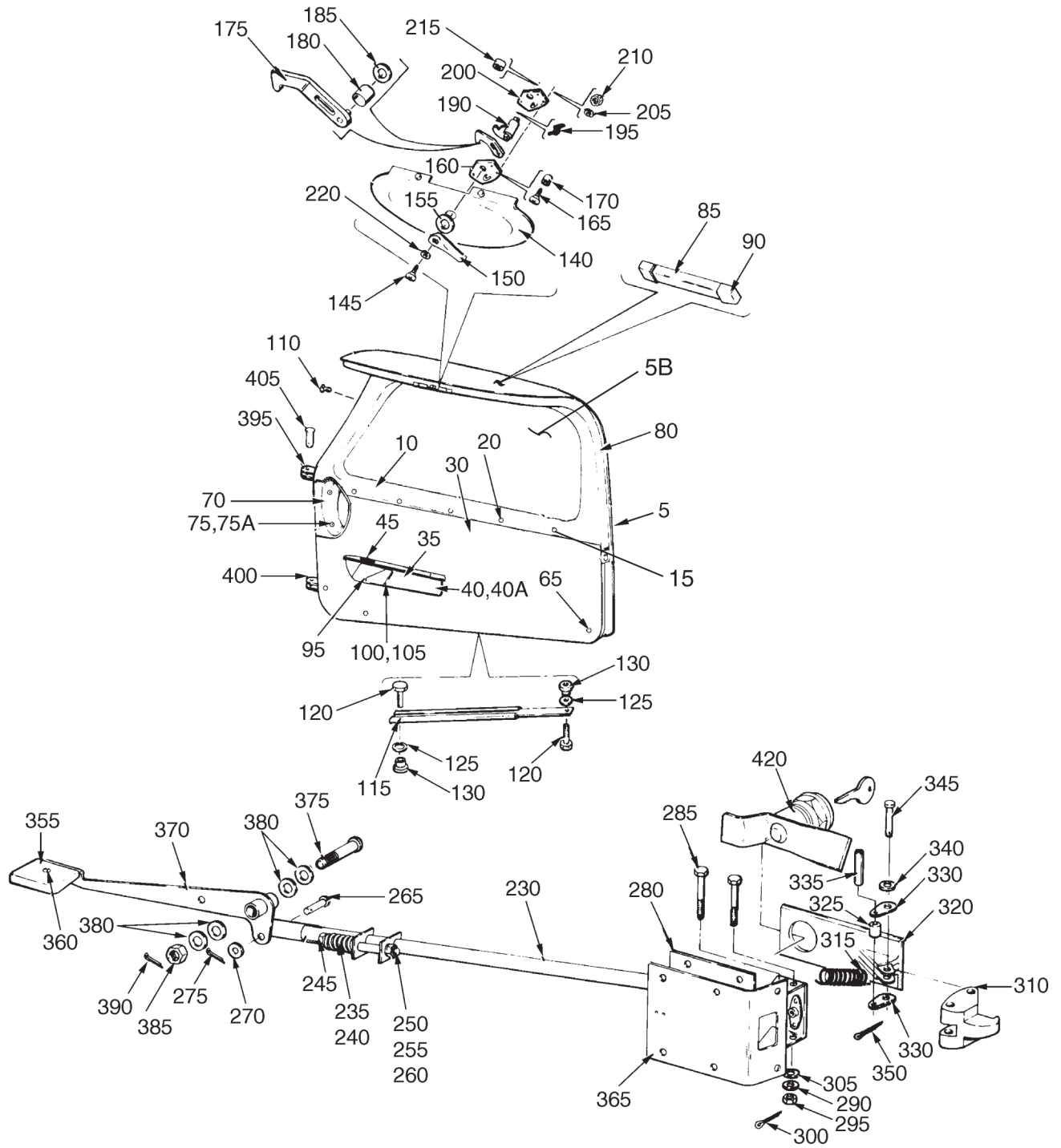


Figure 15. Fuselage Forward Cabin Door
 (Sheet 1 of 2)

PIPER AIRCRAFT, INC.
 PA-34-220T
 AIRPLANE PARTS CATALOG

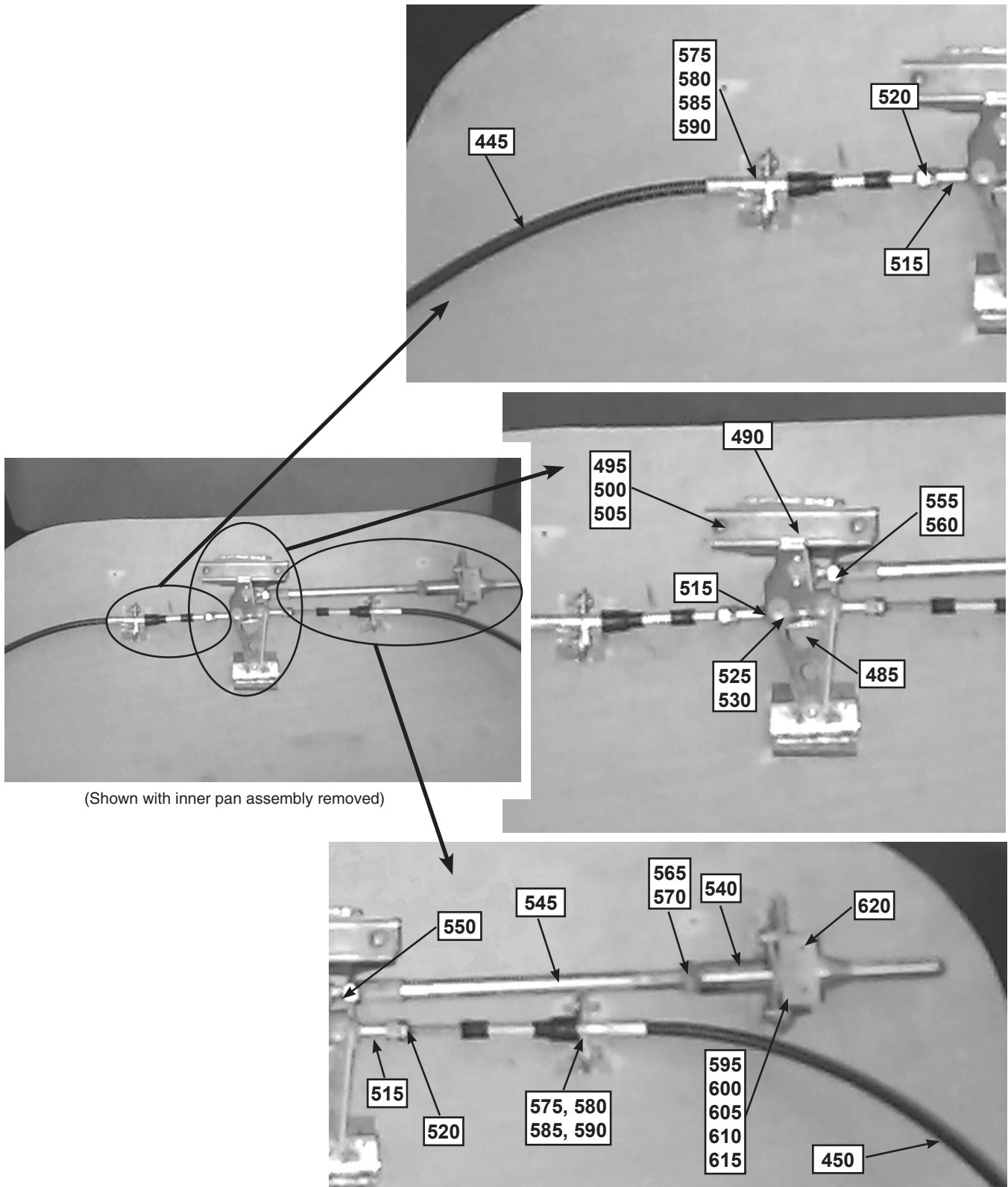


Figure 15. Fuselage Forward Cabin Door
 (Sheet 2 of 2)

PIPER AIRCRAFT, INC.
PA-34-220T
AIRPLANE PARTS CATALOG

Figure and Index Number	Part Number	Nomenclature	No. Req.	Serial Numbers Affected
15-	79546 (BJ) 79475 (ER) 79545 79515 (BC)	DRAWING - Doors Installation DRAWING - Forward Cabin Door DRAWING - Door Assy - Forward Cabin DRAWING - Latch Mechanism - Forward Cabin Door		
-1	79545-014	DOOR ASSY - Complete (without lock assembly) (See Note 1)	1	3447001 thru 3447012
-1A	79545-016	DOOR ASSY - Complete (without lock assembly) (See Note 1)	1	3447013 thru 3447029
-1B	79545-018	DOOR ASSY - Complete (without lock assembly) (See Note 1)	1	3449001 and up
5	79475-092	* DOOR ASSY - Cabin (without window and lock assembly)	1	3447001 thru 3447012
-5A	79475-107	* DOOR ASSY - Cabin (without window and lock assembly) (See Note 2)	1	3447013 thru 3447029; 3449001 and up
5B	79475-057	* WINDOW - Tinted	1	3447013 thru 3447029; 3449001 and up
10	85210-090	* PANEL ASSY - Forward Cabin Door - Upper	1	3447001 thru 3447012
-10A	85210-196	* PANEL ASSY - Forward Cabin Door - Upper	1	3447013 thru 3447029; 3449001 and up
15	419-678	* SCREW	5	
20	581-928	* PLUG - Plastic	5	
-25	85210-101	* PANEL ASSY - Forward Cabin Door - Lower (See Note 1)	1	3447001 thru 3447029
-25A	85210-241	* PANEL ASSY - Forward Cabin Door - Lower (See Note 1)	1	3449001 and up
-25B	455-002	** CLIP	3	
30	85210-008	** PANEL - Lower	1	
35	85210-075	** ARMREST ASSY - Forward Cabin Door	1	3447001 thru 3447029
-35A	85210-231	** ARMREST ASSY - Forward Cabin Door	1	3449001 and up
40	411-536	*** SCREW - (MS35207-267)	2	
40A	408-044	*** WASHER - (MS35333-39)	2	
45	89548-014	** ASHTRAY - Armrest	1	3447001 thru 3447029
-50	89554-003	** LINER - Ashtray	1	3447001 thru 3447029
-55	405-475	** NUT - (MS35650-302)	2	
-60	407-800	** WASHER - (AN970-3)	4	
65	455-002	* PUSH FASTENER	3	
70	85210-155	* COVER ASSY	1	
75	416-778	* SCREW - (MS35191-270)	2	
75A	494-002	* WASHER	2	
80	79545-005	* SEAL - Door Assy	1	3447001 thru 3447012
-80A	79545-017	* SEAL - Door Assy	1	3447013 thru 3447029; 3449001 and up
85	464-412	* HANDLE - Door Assist	1	3447001 thru 3447012
90	486-151	* SCREW - (NAS601-9P)	2	3447001 thru 3447012
95	85210-007	* COVER - Trim	1	
100	690-616	* WASHER - (NAS1149FN832P)	2	
105	415-544	* SCREW - (MS35206-244)	2	
110	419-683	* SCREW - (4 x 1/2 oval head, Type A)	AR	
115	95507-005	DOOR HOLDER ASSY	1	
120	400-862	BOLT - (AN23-10A)	2	
125	494-126	WASHER - Door Holder - (62833-039) (neoprene)	2	
130	63020-002	BUSHING - Door Holder	2	
-135	36598-002	LATCH ASSY - Door - Auxiliary	1	3447001 thru 3447012
140	79475-034	* PAN - Door Latch	1	3447001 thru 3447012
145	520-056	* SCREW - (MS51861-45C)	1	3447001 thru 3447012
150	63039-000	* HANDLE - Door - Auxiliary	1	3447001 thru 3447012

- ITEM NOT ILLUSTRATED

When ordering, always specify Part Number, Description, and Serial Number of Aircraft

PIPER AIRCRAFT, INC.
PA-34-220T
AIRPLANE PARTS CATALOG

Figure and Index Number	Part Number	Nomenclature	No. Req.	Serial Numbers Affected
15-				
155	62833-107	* WASHER - (1 in O.D.) (25.4 mm O.D.) Teflon	1	3447001 thru 3447012
160	68179-008	* PLATE - Door Latch	1	3447001 thru 3447012
165	414-774	* SCREW - (MS24693-S54)	3	3447001 thru 3447012
170	63900-050	* BUSHING	3	3447001 thru 3447012
175	63036-004	* HOOK ASSY - Door Latch (with 0.25 in (6.35mm) O.D. welded stud)	1	3447001 thru 3447012
180	36572-003	* ROLLER - Door Latch	1	3447001 thru 3447012
185	690-642	* WASHER - (NAS1149C0432R)	1	3447001 thru 3447012
190	63042-003	* CAM - Door Latch	1	3447001 thru 3447012
195	63045-000	* SPRING - Door Latch	1	3447001 thru 3447012
200	68179-007	* PLATE - Door Latch	1	3447001 thru 3447012
205	690-647	* WASHER - (NAS1149C0863R)	3	3447001 thru 3447012
210	404-529	* NUT - (MS21042-08)	3	3447001 thru 3447012
215	63913-076	* HOSE	1	3447001 thru 3447012
220	62833-101	* WASHER - (690-605) (0.56 O.D.)	1	3447001 thru 3447012
-225	79515-003	* LATCH ASSY - Door	1	3447001 thru 3447012
-225A	79515-070	* LATCH ASSY - Door	1	3447013 thru 3447029; 3449001 and up
230	79515-005	** TUBE ASSY - Door Latch	1	3447001 thru 3447012
-230A	79515-071	** TUBE ASSY - Door Latch	1	3447013 thru 3447029; 3449001 and up
235	587-398	*** SPRING - Door Latch Tube	1	
240	587-209	*** SPRING - (65146-000)	1	
245	400-113	*** BOLT - (AN4-20)	1	
250	690-611	*** WASHER - (NAS1149F0463P)	3	
255	404-101	*** NUT - (AN310-4)	1	
260	424-051	*** COTTER PIN - (MS24665-132)	1	
265	424-141	*** PIN - (MS20392-1C-9)	1	
270	690-640	*** WASHER - (NAS1149FN632P)	2	
275	424-041	*** COTTER PIN - (MS24665-5)	1	
280	79515-007	** BOX ASSY - Door Latch	1	
285	400-665	** BOLT - (AN21-31)	2	
290	690-640	** WASHER - (NAS1149FN632P)	2	
295	404-391	** NUT - (AN320-1)	2	
300	424-041	** COTTER PIN - (MS24665-5)	2	
305	690-639	** WASHER - (NAS1149FN616P)	2	
310	79532-002	** LATCH - Cabin Door	1	
315	587-381	** SPRING	2	
320	79530-002	** HANDLE - Door Latch Mechanism (with lock hole)	1	3447001 thru 3447012
-320A	79530-002	** HANDLE - Door Latch Mechanism (without lock hole)	1	3447013 thru 3447029
325	79515-015	** BUSHING - Door Latch Mechanism	1	
330	79515-008	** LINK - Door Latch Mechanism	2	
335	480-800	** PIN - Spring (MS9048-111)	1	
340	690-668	** WASHER - Door Latch Mechanism (NAS1149FN432P)	4	
345	424-148	** PIN - (MS20392-1C23)	1	
350	424-026	** COTTER PIN - (MS24665-65)	1	
-351	82695-123	** SPACER	1	
355	79647-002	* KNOB - Door Handle	1	
360	486-145	* SCREW	1	
365	79515-073	* COVER ASSY - Handle	1	
370	79515-013	* HANDLE ASSY - Cabin Door	1	
375	400-668	* BOLT - (AN23-06)	1	
380	690-609	* WASHER - (NAS1149F0332P)	4	
385	404-392	* NUT - (AN320-3)	1	
390	424-051	* COTTER PIN - (MS24665-132)	1	
395	79475-007	* HINGE - Cabin Door - Upper	1	

- ITEM NOT ILLUSTRATED

When ordering, always specify Part Number, Description, and Serial Number of Aircraft

PIPER AIRCRAFT, INC.
PA-34-220T
AIRPLANE PARTS CATALOG

Figure and Index Number	Part Number	Nomenclature	No. Req.	Serial Numbers Affected
15-				
400	79475-008	* HINGE - Cabin Door - Lower	1	
405	424-204	* PIN - (MS20392-3C13)	2	
-410	690-613	* WASHER - (NAS1149F0432P)	AR	
-415	424-051	* COTTER PIN - (MS24665-132)	2	
420	87329-007	* LOCK ASSY - Forward Cabin Door	1	3447001 thru 3447012
-420A	100586-026	* LOCK ASSY - Forward Cabin Door (See Note 3)	1	3447013 thru 3447029; 3449001 and up
-425	100587-037	* PLATE ASSY - Handle to Actuating Rod Connection	1	3447013 thru 3447029; 3449002 and up
-425A	100587-061	* PLATE ASSY - Handle to Actuating Rod Connection	1	3447013 thru 3447029; 3449001 and up.
-430	690-609	* WASHER - (NAS1149F0332P)	1	3447013 thru 3447029; 3449001 and up
-435	424-051	* COTTER PIN - (MS24665-132)	1	3447013 thru 3447029; 3449001 and up
-440	100587-032	* ROD ASSY - Lower Cable Connection	1	3447013 thru 3447029; 3449001 and up
445	653-644	* CABLE ASSY - Forward	1	3447013 thru 3447029; 3449001 and up
450	653-645	* CABLE ASSY - Aft	1	3447013 thru 3447029; 3449001 and up
-455	100587-039	* TERMINAL - Lower Cable End	2	3447013 thru 3447029; 3449001 and up
-460	477-922	* NUT - (NAS509-3)	2	3447013 thru 3447029; 3449001 and up
-465	424-175	* PIN-CLEVIS - Cable End Connection (MS20392-2C13)	1	3447013 thru 3447029; 3449001 and up
-465	424-176	* PIN - Clevis (MS20392-2C15)	1	3449001 and up
-470	690-609	* WASHER - (NAS1149F0332P)	1	3447013 thru 3447029; 3449001 and up
-470	690-612	* WASHER - (NAS1149F0363P)	1	3449001 and up
-475	424-051	* COTTER PIN - (MS24665-132)	1	3447013 thru 3447029; 3449001 and up
-480	603-302	* NUT - Lower Cable Support (NAS509-7)	4	3447013 thru 3447029; 3449001 and up
485	100587-002	* LINK - Upper Cable Drive	1	3447013 thru 3447029; 3449001 and up
490	100587-016	* CHANNEL ASSY - Link Guide	1	3447013 thru 3447029; 3449001 and up
495	415-308	* SCREW - (MS27039-0808)	2	3447013 thru 3447029; 3449001 and up
500	690-616	* WASHER - (NAS1149FN832P)	2	3447013 thru 3447029; 3449001 and up
505	100587-052	* SPACER - Channel Assembly	2	3447013 thru 3447029; 3449001 and up
-510	100587-003	* RETAINER ASSY - Lock Rod-Cable Connection	1	3447013 thru 3447029; 3449001 and up
515	452-568	* ROD END - Cable	2	3447013 thru 3447029; 3449001 and up
520	404-224	* NUT - (AN315-3R)	2	3447013 thru 3447029; 3449001 and up
525	401-265	* BOLT - Link - Cable Retainer (AN3H-7A)	3	3447013 thru 3447029; 3449001 and up
530	690-609	* WASHER - (NAS1149F0332P)	7	3447013 thru 3447029; 3449001 and up

- ITEM NOT ILLUSTRATED

When ordering, always specify Part Number, Description, and Serial Number of Aircraft

PIPER AIRCRAFT, INC.
PA-34-220T
AIRPLANE PARTS CATALOG

Figure and Index Number	Part Number	Nomenclature	No. Req.	Serial Numbers Affected
15-				
-535	100587-020	* PIN ASSY - Locking - Upper Forward	1	3447013 thru 3447029; 3449001 and up
540	100587-021	** PIN - Locking - Upper	1	3447013 thru 3447029; 3449001 and up
545	100587-022	** ROD	1	3447013 thru 3447029; 3449001 and up
550	485-301	** ROD END	1	3447013 thru 3447029; 3449001 and up
555	599-590	** LOCK - (MS14198K6C)	1	3447013 thru 3447029; 3449001 and up
560	506-616	** NUT - (NAS509-6)	1	3447013 thru 3447029; 3449001 and up
565	599-591	** LOCK - (MS14198K4C)	1	3447013 thru 3447029; 3449001 and up
570	506-671	** NUT - (NAS509-4)	1	3447013 thru 3447029; 3449001 and up
575	100587-041	* RETAINER - Upper Cable	2	3447013 thru 3447029; 3449001 and up
580	415-305	* SCREW - (MS27039-08-05)	2	3447013 thru 3447029; 3449001 and up
585	690-618	* WASHER - (NAS1149FN816P)	2	3447013 thru 3447029; 3449001 and up
590	404-529	* NUT - (MS21042-08)	2	3447013 thru 3447029; 3449001 and up
595	100587-019	* RETAINER - Upper Locking Pin	1	3447013 thru 3447029; 3449001 and up
600	690-601	** WASHER (WAVE SPRING) (DVA W0855-010-S)	1	3447013 thru 3447029; 3449001 and up
605	100587-011	* SPACER - Upper Locking Pin	2	3447013 thru 3447029; 3449001 and up
610	415-311	* SCREW - (MS27039-0811)	2	3447013 thru 3447029; 3449001 and up
615	690-616	* WASHER - (NAS1149FN832P)	2	3447013 thru 3447029; 3449001 and up
620	100587-043	* BEARING - Upper Locking Pin	1	3447013 thru 3447029; 3449001 and up
-625	100587-024	* PIN - Upper Aft Locking	1	3447013 thru 3447029; 3449001 and up
-630	404-923	* NUT - (AN316-5)	1	3447013 thru 3447029; 3449001 and up
-635	100587-053	* STOP ASSY - Lock	1	3447013 thru 3447029; 3449001 and up
-640	609-097	** BOLT - (NAS428-5-10)	1	3447013 thru 3447029; 3449001 and up
-645	404-323	** NUT - (AN316-5R)	1	3447013 thru 3447029; 3449001 and up

NOTES:

1. SPECIFY COLOR WHEN ORDERING.
2. SEE ITEMS 425 THRU 645 FOR UPPER LATCH BREAKDOWN.
3. PART OF DOOR LOCK KIT, PART NUMBER 100586-030.

- ITEM NOT ILLUSTRATED

When ordering, always specify Part Number, Description, and Serial Number of Aircraft

PIPER AIRCRAFT, INC.
PA-34-220T
AIRPLANE PARTS CATALOG

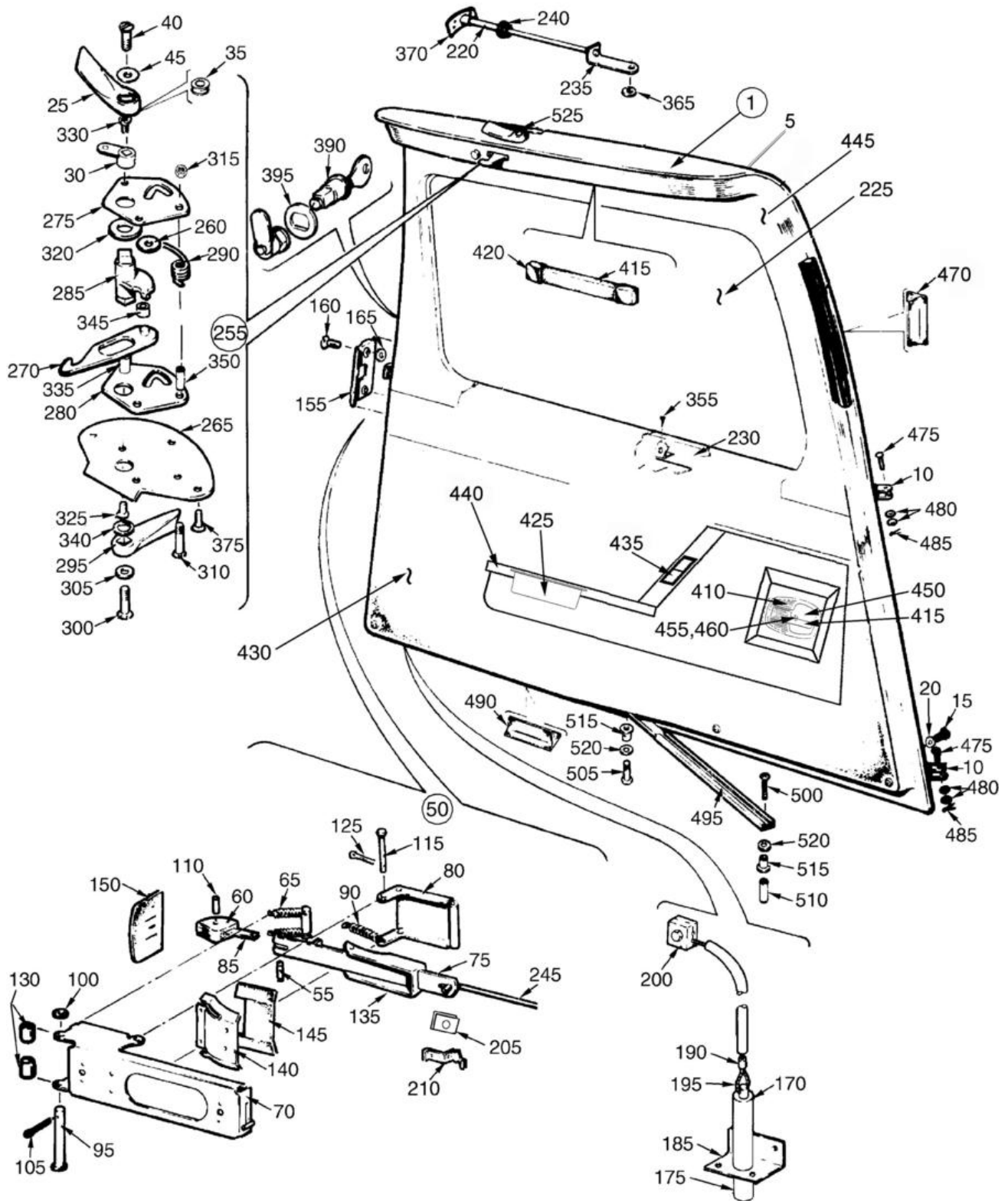


Figure 16. Fuselage Aft Cabin Door

PIPER AIRCRAFT, INC.
PA-34-220T
AIRPLANE PARTS CATALOG

Figure and Index Number	Part Number	Nomenclature	No. Req.	Serial Numbers Affected
16-	79546 (BJ)	DRAWING - Doors Installation		
1	78085-024	DOOR ASSY - Aft Cabin Complete (See Note 1)	REF	
-1A	78085-025	DOOR ASSY - Aft Cabin Complete (optional) (See Note 2)	REF	
-1B	78085-026	DOOR ASSY - Aft Cabin Complete (See Note 3)	REF	3949042 thru 3449048
5	96981-011	* DOOR ASSY - Aft Cabin (SEE Notes 2 and 3)	1	3447001 thru 3447029; 3449001 and up
-5A	96981-012	* DOOR ASSY - Aft Cabin (See Note 1)	1	3449001 and up
10	68174-000	** HINGE	2	
15	415-533	** SCREW - (MS35206-243)	12	
20	408-105	** LOCK WASHER - (MS35335-31)	12	
25	36590-002	** HANDLE - Exterior Door Latch	1	
30	96999-000	** ARM ASSY	1	
35	434-138	** GROMMET - (MS35489-17)	1	
40	520-056	** SCREW - (MS51861-45C)	1	
45	690-605	** WASHER - (62833-101) (0.56 O.D.)	1	
-50	68188-002	** DOOR LATCH ASSY	1	
55	14627-003	*** PIN - Door Latch	1	
60	69224-000	*** TONGUE ASSY - Door Latch	1	
65	14635-002	*** SPRING	2	
70	79434-000	*** HOUSING ASSY - Door Latch	1	
75	100607-002	*** PLATE ASSY	1	
80	79594-000	*** PLATE	1	
-80A	21172-002	*** PLATE - (optional)	1	
85	81262-068	*** LINK	1	
90	487-362	*** SPRING - (83302-043)	1	
95	424-163	*** PIN - (MS20392-1C53)	1	
100	690-640	*** WASHER - (NAS1149FN632P)	1	
105	424-051	*** COTTER PIN - (MS24665-132)	1	
110	681-145	*** ROLL PIN - (MS16562-34)	1	
115	424-162	*** PIN - (MS20392-1C49)	1	
-120	690-640	*** WASHER - (NAS1149FN632P)	1	
125	424-051	*** COTTER PIN - (MS24665-132)	1	
130	14843-090	*** BUSHING	2	
135	66641-000	*** PLATE - Door Latch Stop	1	
140	21843-000	*** PLATE - Seal Support	1	
145	21844-000	*** SEAL	1	
150	21478-000	*** SEAL - Main Door Latch	1	
155	68187-000	** PLATE	1	
160	414-761	** SCREW - (MS24693-S48)	2	
165	477-640	** NUT	2	
170	96863-006	** ACTUATOR ASSY - Lower Door Latch	1	
175	76175-002	*** PLUNGER	1	
-180	50111-000	*** SPRING	1	
185	96861-000	*** HOUSING ASSY	1	
190	486-879	*** SLEEVE - (MS51844-22)	1	
195	554-213	*** CABLE ASSY	1	
200	96864-000	** CLAMP - Lower Door Latch	2	
205	96865-000	** CLIP	1	

- ITEM NOT ILLUSTRATED

When ordering, always specify Part Number, Description, and Serial Number of Aircraft

PIPER AIRCRAFT, INC.
PA-34-220T
AIRPLANE PARTS CATALOG

Figure and Index Number	Part Number	Nomenclature	No. Req.	Serial Numbers Affected
16-				
210	587-221	** SPRING	1	
-215	69972-004	** CHANNEL ASSY - Arm Rest Support	1	
220	96868-000	** PIN - Upper Door Latch	1	
225	99069-004	** WINDOW - (0.125 in. (3.18mm) thick) - Tinted	1	
230	99070-000	** RETAINER - Window	1	
235	96984-000	** ROD ASSY	1	
240	404-224	** NUT - (AN315-3R)	1	
245	106520-002	** ROD - Door Latch	1	
250	-----	DELETED		
-255	96993-002	** LATCH ASSY - Auxiliary	1	
260	690-613	*** WASHER - (NAS1149F0432)	1	
265	68186-002	*** PAN	1	
270	68176-003	*** HOOK ASSY	1	
275	68179-006	*** PLATE	1	
280	68179-005	*** PLATE	1	
285	68178-003	*** CAM	1	
290	63045-000	*** SPRING	1	
295	36590-002	*** HANDLE - Auxiliary	1	
300	520-056	*** SCREW - (MS51861-45C)	1	
305	690-619	*** WASHER - (NAS1149F0532P)	1	
310	414-769	*** SCREW - (MS24693-S53)	2	
315	404-529	*** NUT - (MS21042-08)	2	
320	690-631	*** WASHER - (NAS1149F0863P)	1	
325	414-761	*** SCREW - Lower (MS24693-S48)	1	
330	414-762	*** SCREW - Upper (MS24693-S47)	1	
335	96996-000	*** SPACER - Threaded	1	
340	62833-107	*** WASHER - Teflon	1	
345	36572-003	*** ROLLER	1	
350	63900-050	*** BUSHING	2	
355	519-750	** SCREW - (MS24617-3)	16	
360	-----	DELETED		
365	484-830	** RING	2	
370	96991-000	** GUIDE ASSY - Upper Door Latch - Aft	1	
375	414-761	** SCREW - (MS24693-S48)	3	
-380	85285-002	** BRACKET ASSY	1	
-385	85365-003	** EXTRUSION	1	
390	100586-012	** LOCK KIT (See Note 4)	1	
395	21176-000	** SPACER	1	
-400	69471-002	** INSULATION - Forward	1	
-405	69471-003	** INSULATION - Aft	1	
410	459-441	* ESCUTCHEON	1	
415	464-412	* DOOR ASSIST HANDLE - (PS10091-1)	1	
420	415-497	* SCREW - (MS35206-232)	2	
425	85210-007	* DOOR CLOSURE	1	3447001 thru 3447012
-425A	415-544	* SCREW - (MS35206-244)	2	
-425B	690-616	* WASHER - (NAS1149FN832P)	2	
430	85210-071	* PANEL ASSY - Lower - Aft Cabin Door	1	3447001 thru 3447012
-430A	85210-294	* PANEL ASSY - Lower - Aft Cabin Door (See Note 1)	1	3447001 thru 3447029; 3449001 thru 3449041, 3449049 and up
-430B	85210-267	* PANEL ASSY - Lower (See Note 2)	1	3447001 thru 3447029; 3449001 thru 3449041, 3449049 thru 3449508
-430B	85210-496	* PANEL ASSY - Lower	1	3449509 and up
-430C	34F25A001-002	** PLATE ASSY - Light Switch	1	3449509 and up

- ITEM NOT ILLUSTRATED

When ordering, always specify Part Number, Description, and Serial Number of Aircraft

PIPER AIRCRAFT, INC.
PA-34-220T
AIRPLANE PARTS CATALOG

Figure and Index Number	Part Number	Nomenclature	No. Req.	Serial Numbers Affected
16-				
-430D	85210-302	PANEL ASSY - Lower - Aft Cabin Door (See Note 3)	1	3449042 thru 3449048
435	85210-006	* SWITCH ASSY - Light (See Note 2)	1	3447013 thru 3447029; 3449001 thru 3449041, 3449049 and up
440	85210-110	* ARMREST ASSY (See Note 2)	1	3447001 thru 3447029; 3449001 thru 3449041, 3449049 and up
-440A	85210-291	* ARMREST ASSY (See Note 1)	1	3447001 thru 3447029; 3449001 thru 3449041, 3449049 and up
445	85210-114	* PANEL ASSY - Upper - Aft Door	1	3447001 thru 3447029
445	85210-300	* PANEL ASSY - Upper	1	3449001 and up
-445A	85210-115	* * PANEL	1	
450	581-489	* TRIM PLATE - Black	1	
455	520-069	* SCREW	1	
460	408-044	* SCREW - (MS3533-39)	1	
470	100802-002	* SEAL SECTION - Aft Cabin Door	AR	
475	424-204	PIN - (MS20392-3C13)	2	
-475A	424-203	PIN - (MS20392-3C15) (Alternate for 424-204 Pin)	2	3449042 and up
480	690-613	WASHER - (NAS1149F0432P)	6	
-480A	690-611	WASHER - (NAS1149F0463P) (Use with 424-203 Pin)	4	3449042 and up
-480B	690-613	WASHER - (NAS1149F0432P) (Use with 424-203 Pin)	2	3449042 and up
485	424-051	COTTER PIN - (MS24665-132)	2	
490	-----	DELETED		
495	65727-000	HOLDER ASSY - Door	1	
500	400-870	BOLT - (AN23-18A)	1	
505	400-862	BOLT - (AN23-10A)	1	
510	63900-025	BUSHING	1	
515	63020-002	BUSHING - (453-773)	2	
520	494-126	WASHER - Door Holder - (62833-039) (neoprene)	2	
525	583-537	PLACARD - Door Release, Aft Cabin (87335-002) (See Figure 104)	REF	

NOTES:

1. USE WITH 5 PLACE INTERIOR.
2. USE WITH 6 PLACE INTERIOR.
3. USE WITH LUFTHANSA TRAINING AIRCRAFT.
4. PART OF LOCK KIT, PART NUMBER 100586-030.

- ITEM NOT ILLUSTRATED

When ordering, always specify Part Number, Description, and Serial Number of Aircraft

PIPER AIRCRAFT, INC.
PA-34-220T
AIRPLANE PARTS CATALOG

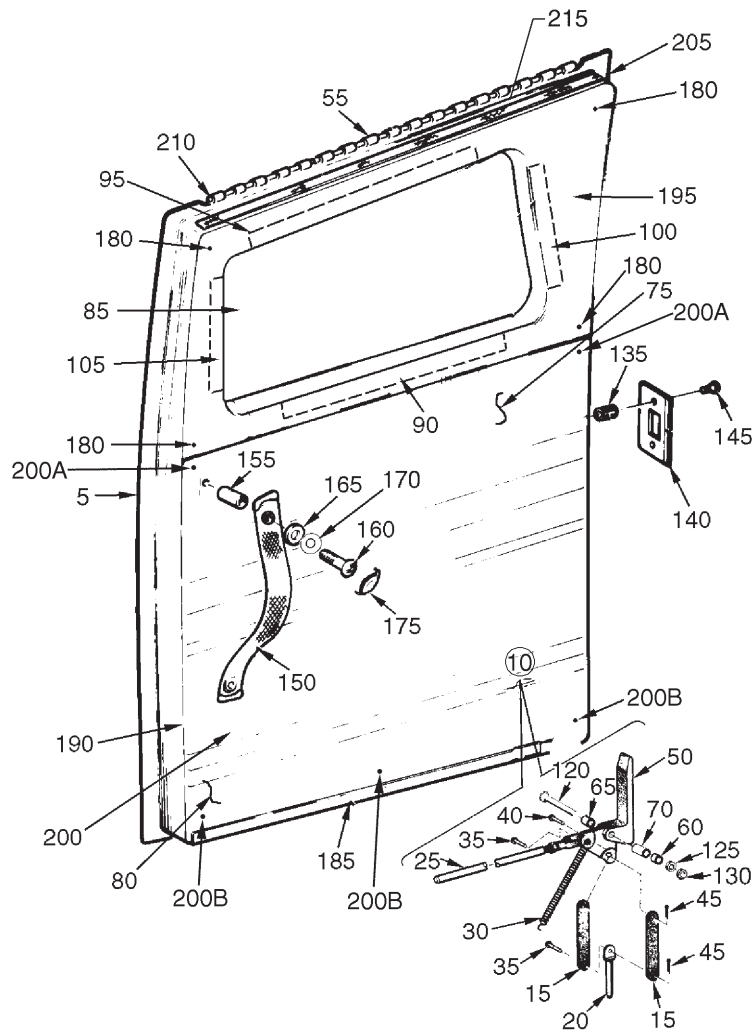


Figure 17. Fuselage Aft Cargo Door

PIPER AIRCRAFT, INC.
PA-34-220T
AIRPLANE PARTS CATALOG

Figure and Index Number	Part Number	Nomenclature	No. Req.	Serial Numbers Affected
17-	79546 (BJ) 69859	DRAWING - Doors Installation DRAWING - Door Assy - Cargo		
-1	69859-014	DOOR ASSY - Cargo	1	
5	69858-004	* DOOR ASSY - Cargo	1	
10	68976-000	** LATCH ASSY - Cargo Door	1	
15	68980-000	*** LINK - Cargo Door Latch	2	
20	68978-000	*** PIN - Cargo Door Latch	1	
25	68981-000	*** PIN ASSY - Cargo Door Latch	1	
30	68963-000	*** SPRING - Cargo Door	1	
35	424-172	*** PIN (MS20392-2C9)	2	
40	424-192	*** PIN (MS20392-2C15)	1	
45	424-095	*** COTTER PIN (MS24665-151)	2	
50	69112-000	*** LATCH HANDLE	1	
55	68964-000	** HINGE HALF - Cargo Door	1	
60	63900-081	** BUSHING - Cargo Door	1	
65	63900-082	** BUSHING - Cargo Door	1	
70	63900-090	** BUSHING - Cargo Door	1	
75	68403-055	** PANEL - Insulation - Upper	1	
80	68403-054	** PANEL - Insulation - Lower	1	
85	85294-002	** WINDOW - Tinted (0.125 in (3.18mm) thick)	1	
90	85194-002	** RETAINER - Window - Lower	1	
95	85194-003	** RETAINER - Window - Upper	1	
100	85194-004	** RETAINER - Window - Forward	1	
105	85194-005	** RETAINER - Window - Aft	1	
120	411-540	** SCREW (MS35207-271)	1	
125	690-612	** WASHER (NAS1149F0363P)	1	
130	406-443	** NUT (NAS679A3W)	1	
135	63257-000	* BUSHING - Striker Plate	2	
140	63293-002	* PLATE - Door Latch Striker	1	
145	410-243	* SCREW (MS24694-S9)	2	
150	83365-002	* STRAP	1	
155	37511-026	* BUSHING	1	
160	415-539	* SCREW (MS35206-249)	1	
165	690-612	* WASHER - (NAS1149F0363P)	1	
170	452-104	* BASE - Screw Cover	1	
175	655-100	* COVER - Screw	1	
180	419-648	* SCREW (6 X 1/2)	8	
185	69859-004	* MOULDING - Lower	1	
190	69859-005	* MOULDING - Aft	1	
195	85210-299	* PANEL ASSY - Upper	1	
200	85210-087	* PANEL ASSY - Lower	1	
200A	419-678	* SCREW	2	
200B	419-681	* SCREW	3	
205	65692-004	* SEAL	1	
210	63744-010	PIN - Hinge	1	
215	189-139	SEAL - Neoprene	AR	

- ITEM NOT ILLUSTRATED

When ordering, always specify Part Number, Description, and Serial Number of Aircraft

PIPER AIRCRAFT, INC.
PA-34-220T
AIRPLANE PARTS CATALOG

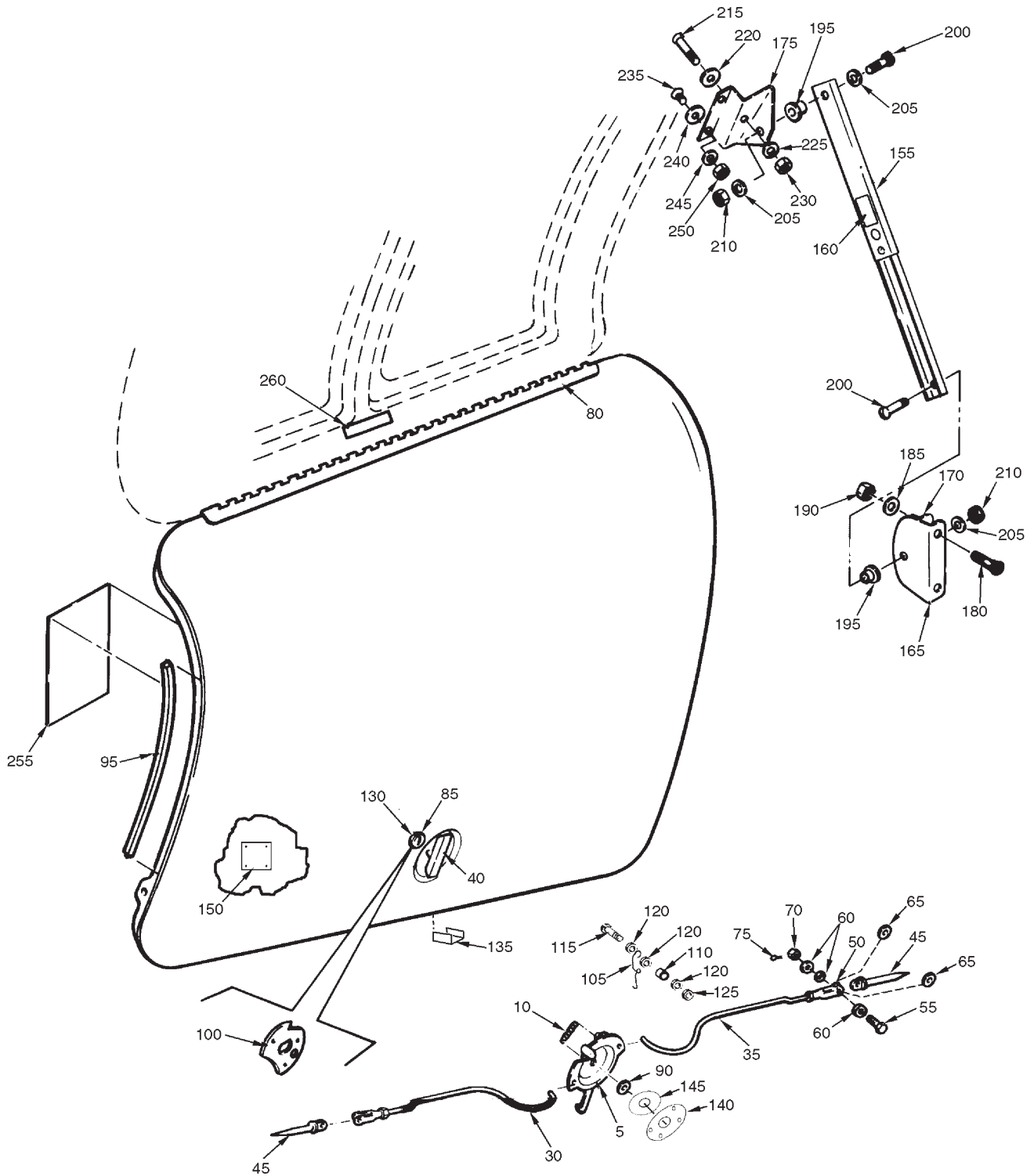


Figure 18. Fuselage Forward Baggage Door Assembly

PIPER AIRCRAFT, INC.
PA-34-220T
AIRPLANE PARTS CATALOG

Figure and Index Number	Part Number	Nomenclature	No. Req.	Serial Numbers Affected
18-	96917 37665 96943	DRAWING - Forward Baggage Door Assy DRAWING - Baggage Door Holder Installation DRAWING - Latch Assy		
1	96917-000	DOOR ASSY - Forward Baggage (See Figure 8 For Next Higher Assy)	REF	
5	96943-000	* LATCH ASSY - Door	1	
10	96934-000	** SPRING - Door Latch	1	
-15	96931-000	** CAM - Door Latch	1	
-20	96942-000	** HOOK - Door Latch	1	
-25	96944-000	** PLATE - Door Latch	1	
30	96937-003	* ROD ASSY - Door Latch - Forward	1	
35	96938-002	* ROD - Door Latch - Aft	1	
40	96939-004	* HANDLE ASSY - Door Latch	1	
45	96935-000	* PIN - Door Latch	2	
50	554-757	* CLEVIS - Rod End (MS35812-1)	2	
55	400-054	* BOLT - (AN3-7)	2	
60	690-612	* WASHER - (NAS1149F0363P)	6	
65	690-609	* WASHER - (NAS1149F0332P)	4	
70	404-392	* NUT - (AN320-3)	2	
75	424-051	* COTTER PIN - (MS24665-132)	2	
80	95744-002	* HINGE HALF - Door	1	
85	21176-000	* SPACER - Door Lock	1	
90	62833-080	* WASHER - Nylon	1	
95	100802-002	* SEAL SECTION - Baggage Door (90.2 ins.) (2.29m)	1	
100	36521-002	* DOUBLER - Baggage Door Lock	1	
105	89130-002	* SPRING - Door Latch	1	
110	98401-027	* SPACER	1	
115	400-438	* BOLT - (AN3-4A)	1	
120	690-609	* WASHER - (NAS1149F0332P)	3	
125	404-526	* NUT - (MS21042-3)	1	
130	87329-010	LOCK ASSY - Door (See Note 1)	1	3447001 thru 3447012
-130A	100586-011	LOCK ASSY - Door (See Note 2)	1	3447013 thru 3447029; 3449001 and up
135	96945-000	SEAL	1	
140	96940-000	SUPPORT ASSY - Door Latch	1	
145	62833-080	WASHER - Door Latch	1	
150	96911-000	COVER - Door Latch	1	
155	37666-000	HOLDER ASSY	1	
160	582-494	PLACARD - PRESS BALL TO UNLATCH (69669-080) (See Figure 104)	REF	
165	37662-000	BRACKET - Baggage Door	1	
170	37663-000	BRACKET - Baggage Door	1	
175	37664-000	BRACKET - Baggage Door	1	
180	410-249	SCREW - (MS24694-S17)	2	
185	690-616	WASHER - (NAS1149FN832P)	2	
190	404-529	NUT - (MS21042-08)	2	
195	63020-002	BUSHING	2	
200	400-862	SCREW - (AN23-10A)	2	
205	690-609	WASHER - (NAS1149F0332P)	2	
210	404-526	NUT - (MS21042-3)	1	
215	410-048	SCREW - (MS24694-S62)	1	
220	494-037	WASHER	1	
225	690-609	WASHER - (NAS1149F0332P)	1	

- ITEM NOT ILLUSTRATED

When ordering, always specify Part Number, Description, and Serial Number of Aircraft

**PIPER AIRCRAFT, INC.
PA-34-220T
AIRPLANE PARTS CATALOG**

Figure and Index Number	Part Number	Nomenclature	No. Req.	Serial Numbers Affected
18-				
230	404-526	NUT - (MS21042-3)	1	
235	416-785	SCREW - (MS24693-S272)	2	
240	494-037	WASHER	2	
245	690-609	WASHER - (NAS1149F0332P)	2	
250	404-526	NUT - (MS21042-3)	2	
255	582-520	PLACARD - TO SECURE DOOR IN OPEN POSITION...(69669-081) (See Figure 104)	REF	
260	582-659	PLACARD - MAXIMUM BAGGAGE THIS COMPARTMENT 100 LBS SEE THE LIMITATIONS...(69669-148) (See Figure 104)	REF	

NOTES:

1. FOR MATCHING DOOR LOCKS, ORDER KIT, PART NUMBER 87329-005.
2. PART OF DOOR LOCK KIT, PART NUMBER 100586-030.

- ITEM NOT ILLUSTRATED

When ordering, always specify Part Number, Description, and Serial Number of Aircraft

**PIPER AIRCRAFT, INC.
PA-34-220T
AIRPLANE PARTS CATALOG**

THIS PAGE INTENTIONALLY LEFT BLANK

PIPER AIRCRAFT, INC.
PA-34-220T
AIRPLANE PARTS CATALOG

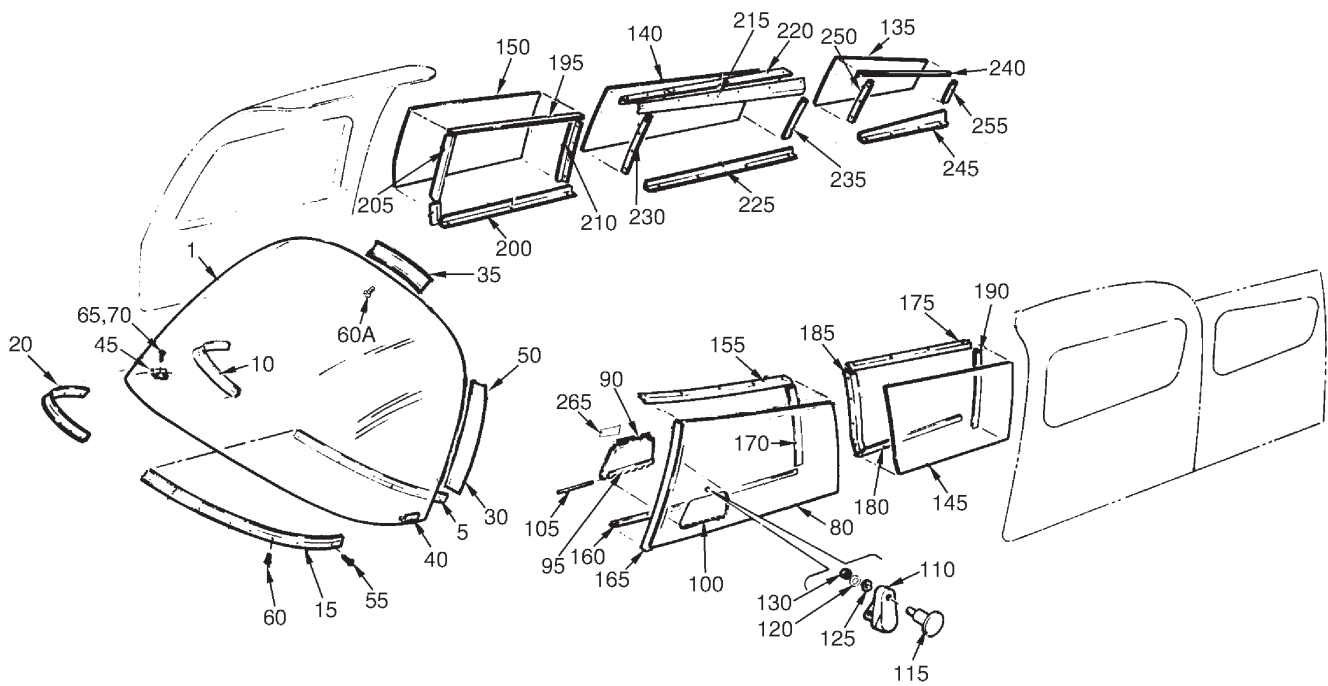


Figure 19. Fuselage Enclosure Installation

PIPER AIRCRAFT, INC.
PA-34-220T
AIRPLANE PARTS CATALOG

Figure and Index Number	Part Number	Nomenclature	No. Req.	Serial Numbers Affected
19-	39508 (W) 85206 (F) 39759 (AG)	DRAWING - Windshield Installation DRAWING - Window Installation DRAWING - Window Frame Installation		
1	39508-005	WINDSHIELD - Tinted (0.25 in. (6.35mm) thick)	1	3447001 thru 3447029
-1A	39508-011	WINDSHIELD - Tinted (0.25 in. (6.35mm) thick)	1	3449001 and up
5	39508-006	COLLAR - Inside Left	1	
10	39508-007	COLLAR - Inside Right	1	
15	39508-008	COLLAR - Outside Left	1	
20	39508-009	COLLAR - Outside Right	1	
-25	69891-023	RETAINER - Right	1	3449001 and up
30	69891-022	RETAINER - Left	1	3449001 and up
35	100696-013	RETAINER - Upper	1	3449001 and up
40	79155-000	RETAINER - Left	1	
45	79154-000	RETAINER - Right	1	
50	415-536	SCREW (MS35206-246)	14	3449001 and up
-50A	603-305	NUTPLATE	14	
55	415-495	SCREW (MS35206-230)	4	
60	486-262	SCREW (NAS601-8P)	20	
60A	486-262	SCREW (NAS601-8P)	12	3449001 and up
65	419-681	SCREW	4	
70	494-001	WASHER	4	
-75	69713-005	WINDOW ASSY - Forward Left (tinted)	1	
80	69712-005	* WINDOW - Forward Left	1	
-85	65896-002	* WINDOW ASSY - Storm	1	
90	65740-002	** WINDOW - Storm	1	
95	65895-000	** HINGE	1	
100	65782-000	* HINGE	1	
-101	65826-008	* STRAP - Lower Hinge	1	
105	63744-009	* PIN - Storm Window Hinge	1	
110	65742-000	* LATCH ASSY - Storm Window	1	
115	79572-000	* SCREW - Latch Attachment	1	
120	407-041	* LOCKWASHER - (MS35338-41)	1	
125	408-826	* WASHER	1	
130	477-696	* NUT - Dome	1	
135	85294-003	WINDOW - Aft Right (tinted)	1	
140	85294-005	WINDOW - Mid Right (tinted)	1	
145	85294-006	WINDOW - Mid Left (tinted)	1	
150	85294-007	WINDOW - Forward Right (tinted)	1	
155	68293-002	RETAINER - Left Forward Window - Upper	1	
-155A	419-641	SCREW (4X1/2L, Type A, Rec Hd)	5	
160	69709-002	RETAINER - Left Forward Window - Lower	1	
-160A	419-641	SCREW (4X1/2L, Type A, Rec Hd)	6	
165	79562-002	RETAINER - Left Forward Window - Forward	1	
-165A	419-641	SCREW (4X1/2L, Type A, Rec Hd)	4	
170	85194-008	RETAINER - Left Forward Window - Aft	1	
175	85194-016	RETAINER - Left Aft Window - Upper	1	
-175A	419-641	SCREW (4X1/2L, Type A, Rec Hd)	7	
180	85194-015	RETAINER - Left Aft Window - Lower	1	
-180A	419-641	SCREW (4X1/2L, Type A, Rec Hd)	7	
185	85194-009	RETAINER - Left Aft Window - Forward	1	
190	85194-021	RETAINER - Left Aft Window - Aft	1	
195	85194-017	RETAINER - Right Forward Window - Upper	1	
-195A	419-641	SCREW (4X1/2L, Type A, Rec Hd)	7	
200	85194-015	RETAINER - Right Forward Window - Lower	1	

- ITEM NOT ILLUSTRATED

When ordering, always specify Part Number, Description, and Serial Number of Aircraft

PIPER AIRCRAFT, INC.
PA-34-220T
AIRPLANE PARTS CATALOG

Figure and Index Number	Part Number	Nomenclature	No. Req.	Serial Numbers Affected
19-				
205	85194-009	RETAINER - Right Forward Window - Forward	1	
210	85194-010	RETAINER - Right Forward Window - Aft	1	
215	85194-019	RETAINER - Right Mid Window - Upper	1	
220	85194-020	SHIM - Right Mid Window - Upper	1	
225	85194-014	RETAINER - Right Mid Window - Lower	1	
-225A	419-641	SCREW (4X1/2L, Type A, Rec Hd)	8	
230	85194-012	RETAINER - Right Mid Window - Forward	1	
235	85194-007	RETAINER - Right Mid Window - Aft	1	
240	85194-018	RETAINER - Right Aft Window - Upper	1	
-240A	419-641	SCREW (4X1/2L, Type A, Rec Hd)	7	
245	85194-013	RETAINER - Right Aft Window - Lower	1	
-245A	419-641	SCREW (4X1/2L, Type A, Rec Hd)	7	
250	85194-011	RETAINER - Right Aft Window - Forward	1	
255	85194-006	RETAINER - Right Aft Window - Aft	1	
-260	-----	DELETED		
265	582-652	PLACARD - DO NOT OPEN ABOVE 129 KIAS (69669-141), Storm Window (See Figure 104)	REF	

- ITEM NOT ILLUSTRATED

When ordering, always specify Part Number, Description, and Serial Number of Aircraft

**PIPER AIRCRAFT, INC.
PA-34-220T
AIRPLANE PARTS CATALOG**

**SECTION III
TAIL SURFACES GROUP**

PIPER AIRCRAFT, INC.
PA-34-220T
AIRPLANE PARTS CATALOG

Figure and Index Number	Part Number	Nomenclature	No. Req.	Serial Numbers Affected
20-	95540 (AW) 36809 (AO)	DRAWING - Tail Surfaces Installation DRAWING - Air Conditioning Installation (optional)		
-5	95540-016	STABILATOR ASSY	1	
10	95866-000	* STABILATOR ASSY (See Figure 21 For Breakdown)	1	
15	95864-000	* TAB ASSY - Stabilator - Left	1	
20	95864-001	* TAB ASSY - Stabilator - Right	1	
25	95864-002	** HINGE	3	
30	68817-030	** SPACER	3	
35	95853-000	** RIB - Stabilator Trim Tab - Left	3	
-35A	95853-001	** RIB - Stabilator Trim Tab - Right	3	
40	95853-002	** RIB - Stabilator Trim Tab - Left	1	
-40A	95853-003	** RIB - Stabilator Trim Tab - Right	1	
45	95865-000	** SKIN - Stabilator Trim Tab - Left	1	
-45A	95865-001	** SKIN - Stabilator Trim Tab - Right	1	
50	96544-000	** STIFFENER - Stabilator Trim Tab	3	
55	95620-009	* TIP ASSEMBLY - Stabilator	2	
60	62002-003	* PIN-HINGE - Stabilator Trim Tab	4	
65	95540-003	* PIN-HINGE - Stabilator Trim Tab (10.02 ins)(25.45cm)	1	
70	414-763	* SCREW - (MS24693-S50)	28	
-70A	494-101	* WASHER - (PS10092-1-2C)	28	
-70B	406-709	* NUT - (PS10062-3-12)	28	
-75	95540-012	RUDDER ASSY - Complete	1	3447001 thru 3447029
-75A	95540-018	RUDDER ASSY - Complete	1	3449001 and up
80	95520-004	* RUDDER ASSY (See Figure 23 For Breakdown)	1	3447001 thru 3447029
-80A	95520-005	* RUDDER ASSY (See Figure 23 For Breakdown)	1	3449001 and up
85	36730-005	* TIP ASSY - Rudder	1	
90	414-763	* SCREW - (MS24693-S50)	12	
-90A	494-101	* WASHER	12	
-90B	406-709	* NUT	12	
95	95530-005	FIN ASSY (See Figure 22 For Breakdown)	1	3447001 thru 3447029
95	95530-007	FIN ASSY (See Figure 22 For Breakdown)	1	3449001 and up
100	78611-000	FIN ASSY - Dorsal	1	
-100A	78332-000	FIN ASSY - Dorsal (See Note 1)	1	
105	78610-002	* SCREEN - (Reference Piper Service Bulletin 1223, latest revision.)	1	
110	410-069	SCREW - (MS24693-C50)	22	
-110A	598-395	WASHER	22	
115	414-783	SCREW - (MS24693-C5)	10	
-115A	598-395	WASHER	10	
120	63186-016	MOULDING - Extruded	1	
125	78429-000	SEAL	2	
126	87754-002	COVER (See Note 1)	1	
130	63186-019	MOULDING - Extruded	2	
135	95908-013	TIP ASSY - Fin	1	3447001 thru 3447029, 3449001 thru 3449508
135	95908-018	TIP ASSY - Fin	1	3449509 and up
140	410-069	SCREW - (MS24693-C50)	14	
-140A	598-395	WASHER	14	

- ITEM NOT ILLUSTRATED

When ordering, always specify Part Number, Description, and Serial Number of Aircraft

PIPER AIRCRAFT, INC.
PA-34-220T
AIRPLANE PARTS CATALOG

Figure and Index Number	Part Number	Nomenclature	No. Req.	Serial Numbers Affected
20-				
145	96338-011	FAIRING ASSY - Tail Cone	1	
-145A	96338-012	* FAIRING - Tail Cone - Lower	1	
-145B	96338-013	* FAIRING - Tail Cone - Upper	1	
146	414-783	* SCREW - (MS24693-C51)	10	
-146A	598-395	* WASHER	10	
147	477-640	* NUT	26	
		(See Piper Service Bulletin 1141, latest revision.)		
148	415-378	SCREW - (MS51957-45)	16	
149	410-054	SCREW - (MS24694-C5)	10	
150	415-179	SCREW - (AN526-C-832R8)	16	
155	414-783	SCREW - (MS24693-C51)	2	
-155A	598-395	WASHER	2	
160	95540-015	MOULDING - Extruded	2	
165	402-286	BOLT - (AN173-11A)	2	
-165A	690-612	WASHER - (NAS1149F0363P)	AR	
-165B	690-609	WASHER - (NAS1149F0332P)	AR	
-165C	404-526	NUT - (MS21042-3)	2	
170	402-285	BOLT - (AN173-10A)	1	
-170A	690-612	WASHER - (NAS1149F0363P)	AR	
-170B	690-609	WASHER - (NAS1149F0332P)	AR	
-170C	404-526	NUT - (MS21042-3)	1	
175	402-680	BOLT - (NAS1104-17) - Stabilator-Fuselage attachment	2	
-175A	690-611	WASHER - (NAS1149F0463P) - (1 under head, 1 under nut)	2	
175B	690-613	WASHER - (NAS1149F0432P)	AR	
-175C	404-561	NUT - (MS21045-4)	2	
180	400-002	BOLT - (AN4-5A)	1	
-180A	690-613	WASHER - (NAS1149F0432P)	1	
185	553-266	BOLT - Nyloc	2	
-185A	404-224	NUT - (AN315-3R)	2	
190	401-186	BOLT - (AN5-6A)	4	
-190A	690-628	WASHER - (NAS1149F0563P)	8	
-190B	404-889	NUT - (MS20365-524C)	4	
200	469-600	JUMPER ASSEMBLY	2	
-200A	407-041	LOCKWASHER - (MS35338-41)	4	
-200B	690-639	WASHER - (NAS1149FN616P)	4	
-200C	415-521	SCREW - (MS35206-231)	4	
205	583-581	PLACARD - DO NOT PUSH (87341-002)	REF	
		(Alternate decal 100700-025 (656-279) also may be used)		
		(See Figure 104)		
210	96564-000	PLATE	1	
-210A	400-017	BOLT - (AN4-24A)	2	
-210B	690-611	WASHER - (NAS1149F0463P)	AR	
-210C	406-945	NUT - (NAS679A4W)	2	

NOTES:

1. USED IF AIR CONDITIONING IS INSTALLED.

- ITEM NOT ILLUSTRATED

When ordering, always specify Part Number, Description, and Serial Number of Aircraft

**PIPER AIRCRAFT, INC.
PA-34-220T
AIRPLANE PARTS CATALOG**

THIS PAGE INTENTIONALLY LEFT BLANK

PIPER AIRCRAFT, INC.
PA-34-220T
AIRPLANE PARTS CATALOG

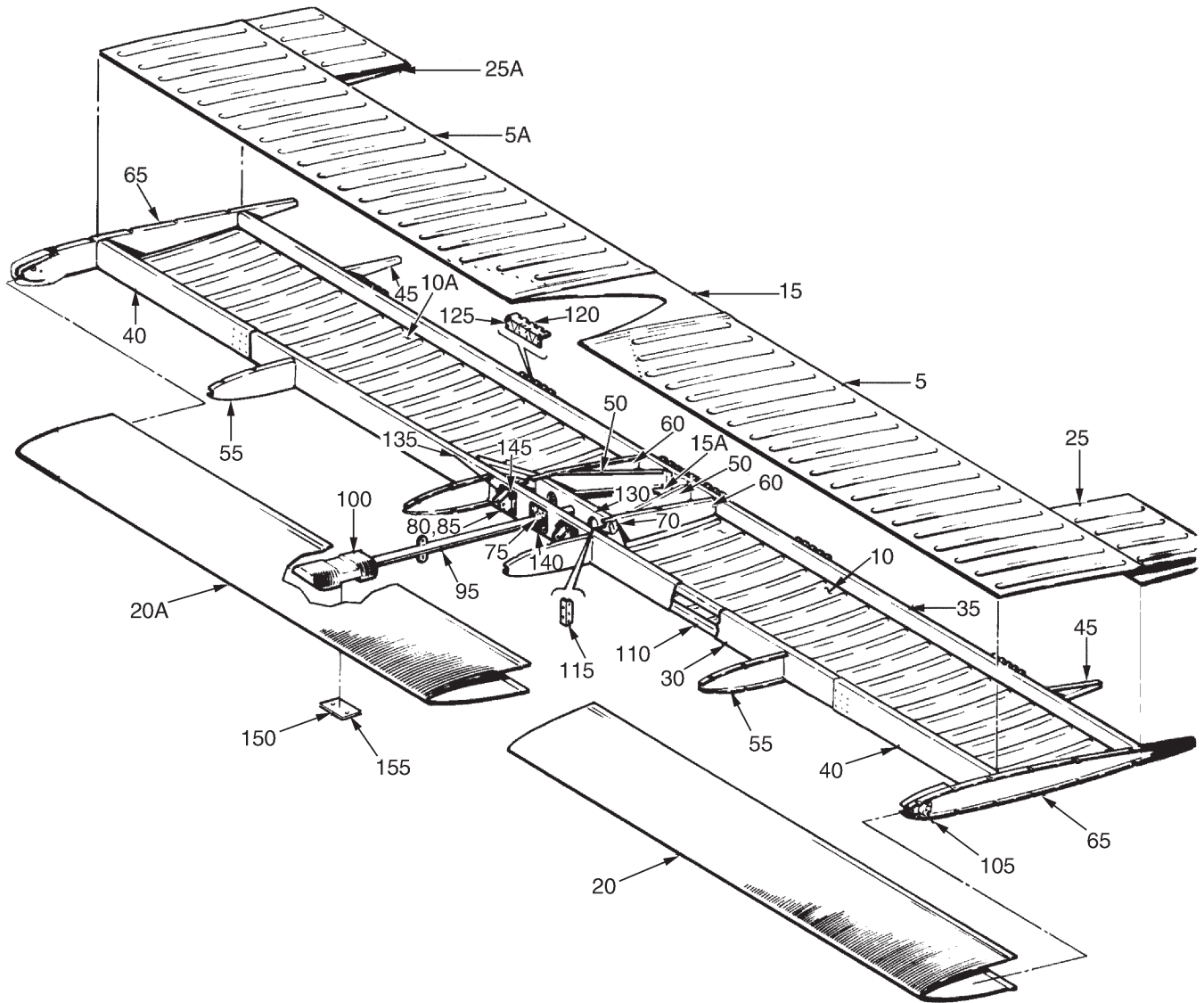


Figure 21. Stabilator Assembly

PIPER AIRCRAFT, INC.
PA-34-220T
AIRPLANE PARTS CATALOG

Figure and Index Number	Part Number	Nomenclature	No. Req.	Serial Numbers Affected
21-	95866	DRAWING - Stabilator Assy		
-1	95866-000	STABILATOR ASSY (See Figure 20 For Next Higher Assy) (See Note 1)	REF	
5	95855-000	* SKIN - Stabilator - Aft Upper - Left	1	
5A	95855-001	* SKIN - Stabilator - Aft Upper - Right	1	
10	95856-000	* SKIN - Stabilator - Aft Lower - Left	1	
10A	95856-001	* SKIN - Stabilator - Aft Lower - Right	1	
15	95863-000	* SKIN - Stabilator - Center Upper	1	
15A	95863-002	* SKIN - Stabilator - Center Lower	1	
20	95860-000	* SKIN - Stabilator - Leading Edge - Left	1	
20A	95860-001	* SKIN - Stabilator - Leading Edge - Right	1	
25	96556-000	* SKIN - Stabilator - Trailing Edge - Left	1	
25A	96556-001	* SKIN - Stabilator - Trailing Edge - Right	1	
30	63561-005	* SPAR - Stabilator - Main	1	
35	96551-000	* SPAR - Stabilator - Aft	1	
40	95857-000	* SPAR - Stabilator - Outboard Forward	2	
45	96534-000	* RIB - Stabilator	2	
50	96552-000	* RIB - Stabilator	2	
55	95852-000	* RIB - Stabilator - Forward	4	
60	95859-000	* RIB - Stabilator - Aft	2	
65	96562-000	* RIB ASSY - Stabilator - Outboard	2	
70	63566-003	* STIFFENER - Stabilator - Upper Left	1	
-70A	63566-002	* STIFFENER - Stabilator - Lower Left	1	
-70B	63566-002	* STIFFENER - Stabilator - Upper Right	1	
-70C	63566-003	* STIFFENER - Stabilator - Lower Right	1	
75	63567-000	* FITTING - Balance Weight Attachment	2	
80	63563-002	* FITTING ASSY - Stabilator Hinge	2	
85	95867-000	* FILLER	2	
-90	68432-004	* BALANCE WEIGHT ASSY - Stabilator	1	
-90A	68432-005	* BALANCE WEIGHT ASSY - Stabilator	1	
-90B	68432-003	* BALANCE WEIGHT ASSY - Stabilator (See Note 2)	1	3449459, 3449467 and up
95	68433-003	* * TUBE ASSY - Stabilator	1	
100	96565-000	* * WEIGHT - Stabilator (Use With Item 90)	1	
-100A	96565-002	* * WEIGHT - Stabilator (Use With Item 90A)	1	
105	78176-000	* WEIGHT ASSY - Stabilator End	2	
110	95871-000	* CAP - Stabilator - Spar	2	
115	63564-002	* ANGLE - Stabilator	2	
120	95866-002	* HINGE - Half	6	
125	96545-000	* STIFFENER - Stabilator Hinges	6	
130	63560-005	* CLOSURE - Stabilator	1	
135	400-004	* BOLT - (AN4-7A)	4	
-135A	690-611	* WASHER - (NAS1149F0463P)	8	
-135B	404-530	* NUT - (MS21042-4)	4	
140	400-450	* BOLT - (AN3-17A) (Reference Piper Service Bulletin 1137, latest revision)	2	
-140A	690-612	* WASHER - (NAS1149F0363P)	4	
-140B	690-609	* WASHER - (NAS1149F0332P)	2	
-140C	404-526	* NUT - (MS21042-3)	2	
145	400-003	* BOLT - (AN4-6A)	4	
-145A	690-611	* WASHER - (NAS1149F0463P)	8	

- ITEM NOT ILLUSTRATED

When ordering, always specify Part Number, Description, and Serial Number of Aircraft

**PIPER AIRCRAFT, INC.
PA-34-220T
AIRPLANE PARTS CATALOG**

Figure and Index Number	Part Number	Nomenclature	No. Req.	Serial Numbers Affected
21-				
-145B	404-530	* NUT - (MS21042-4)	4	
150	96564-000	PLATE - Stabilator Balance	AR	
155	400-117	BOLT - (AN4-24)	2	
-155A	690-611	WASHER - (NAS1149F0463P)	4	
-155B	404-888	NUT - (MS20365-428C)	2	

NOTES:

1. ORDER STABILATOR WITH BALANCE WEIGHT ASSEMBLY, PART NUMBER 68432-005, IF PNEUMATIC DEICER EQUIPMENT IS INSTALLED. SEE ITEM 90A.
2. USED IF PNEUMATIC DEICER EQUIPMENT IS INSTALLED.

- ITEM NOT ILLUSTRATED

When ordering, always specify Part Number, Description, and Serial Number of Aircraft

**PIPER AIRCRAFT, INC.
PA-34-220T
AIRPLANE PARTS CATALOG**

THIS PAGE INTENTIONALLY LEFT BLANK

PIPER AIRCRAFT, INC.
PA-34-220T
AIRPLANE PARTS CATALOG

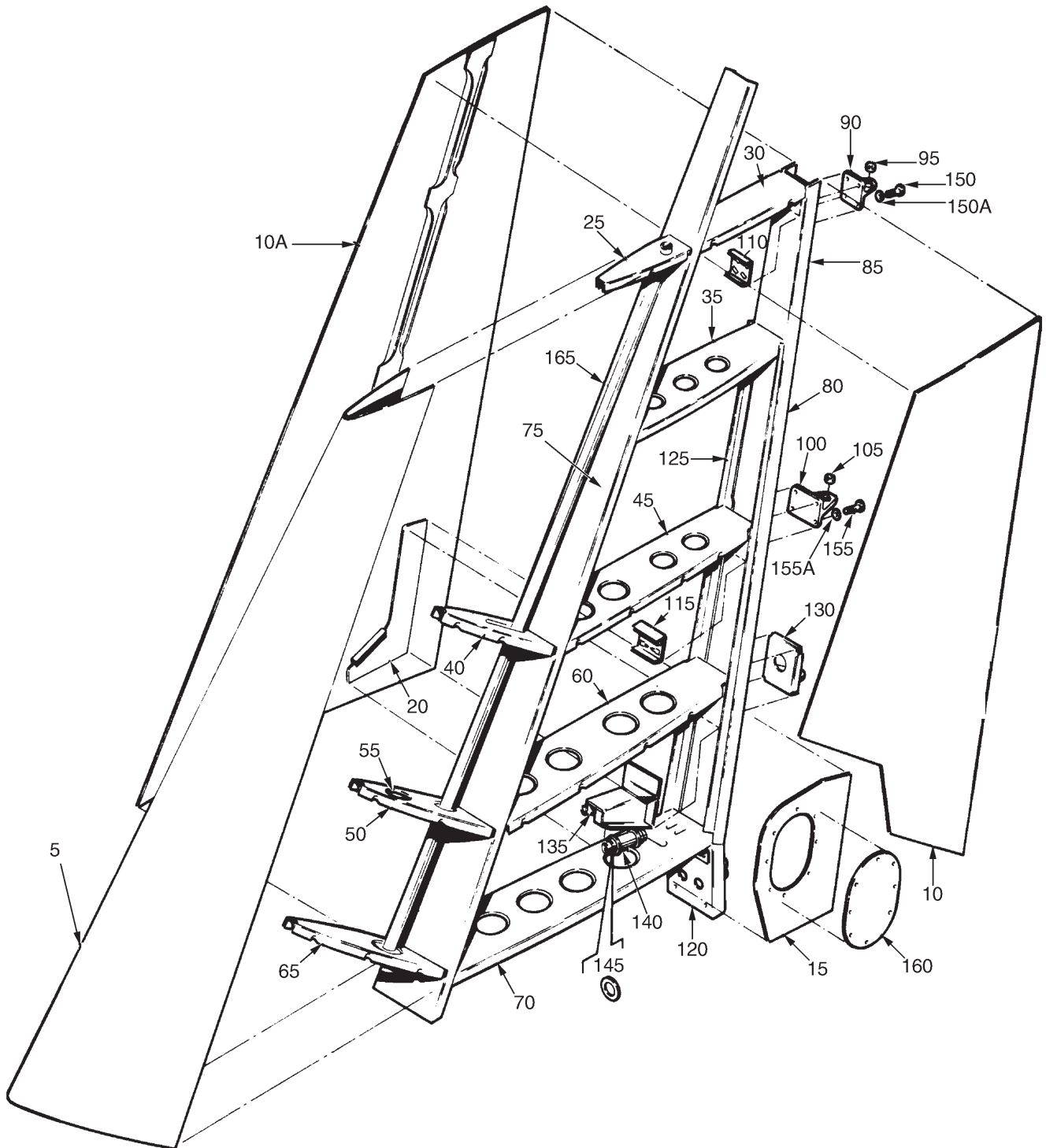


Figure 22. Fin Assembly

PIPER AIRCRAFT, INC.
PA-34-220T
AIRPLANE PARTS CATALOG

Figure and Index Number	Part Number	Nomenclature	No. Req.	Serial Numbers Affected
22-	95530 (AF)	DRAWING - Fin Assy		
-1	95530-005	FIN ASSY (See Figure 20 For Next Higher Assy)	REF	3447001 thru 3447029
-1A	95530-007	FIN ASSY (See Figure 20 For Next Higher Assy)	REF	3449001 and up
5	95968-000	* SKIN - Fin Leading Edge	1	
10	95530-002	* SKIN ASSY - Fin - Left	1	
10A	95530-003	* SKIN ASSY - Fin - Right	1	
15	95982-000	** DOUBLER ASSY - Fin Skin	1	
20	95913-000	** GUSSET - Fin Root - Aft	1	
25	95532-000	* RIB ASSY - Fin - Forward	1	
30	95965-000	* RIB - Fin - Aft	1	
35	95963-000	* RIB - Fin - Aft	1	
40	95635-000	* RIB - Fin - Forward	1	
45	95964-000	* RIB - Fin - Aft	1	
50	95538-000	* RIB ASSY - Fin - Forward	1	
55	63976-069	* GROMMET	1	
60	95962-000	* RIB - Fin - Aft	1	
65	95967-002	* RIB - Fin - Forward	1	
70	95531-000	* RIB ASSY - Fin - Root	1	
75	95903-000	* SPAR ASSY - Fin - Forward	1	
80	95824-002	* SPAR ASSY - Fin - Aft (Reference Piper Service Bulletin 1146, latest revision) (See Figure 64, Item 195 For Further Breakdown)	1	3447001 thru 3447029
-80A	95824-003	* SPAR ASSY - Fin - Aft (Reference Piper Service Bulletin 1146, latest revision) (See Figure 64, Item 195 For Further Breakdown)	1	3449001 thru 3449195
-80B	95824-004	* SPAR ASSY - Fin - Aft (Reference Piper Service Bulletin 1146, latest revision) (See Figure 64, Item 195 For Further Breakdown)	1	3449196 and up
85	95563-002	** SPAR - Fin - Aft	1	
90	95850-000	** HINGE ASSY - Fin - Upper	1	
95	452-387	*** BEARING	1	
100	95539-000	** HINGE ASSY - Fin - Lower	1	
105	452-387	*** BEARING	1	
110	95904-000	** DOUBLER ASSY - Hinge - Upper	1	
115	95536-000	** DOUBLER ASSY - Hinge - Lower	1	
120	63501-004	** FITTING - Fin Root	1	
125	95916-001	** STIFFENER - Rear Spar - Right	1	
-125A	95916-000	** STIFFENER - Rear Spar - Left	1	
130	37427-000	** BRACKET ASSY - Rudder Trim	1	3447001 thru 3447029
-130A	37427-002	** BRACKET ASSY - Rudder Trim	1	3449001 and up
135	78652-000	** BRACKET ASSY - Rudder Trim	1	
140	96596-000	*** BARREL	1	
145	62833-018	*** WASHER - Shim	AR	
150	401-266	** BOLT - (AN3-5A)	4	
150A	690-609	** WASHER - (NAS1149F0332P)	4	
155	400-440	** BOLT - (AN3-6A)	4	
155A	690-609	** WASHER - (NAS1149F0332P)	4	
160	62109-000	* COVER - Fin (Reference Piper Service Bulletin 1146, latest revision)	1	
-160A	415-533	* SCREW - (MS35206-243)	8	
165	95264-000	* CONDUIT - Fin Leading Edge	1	

- ITEM NOT ILLUSTRATED

When ordering, always specify Part Number, Description, and Serial Number of Aircraft

PIPER AIRCRAFT, INC.
PA-34-220T
AIRPLANE PARTS CATALOG

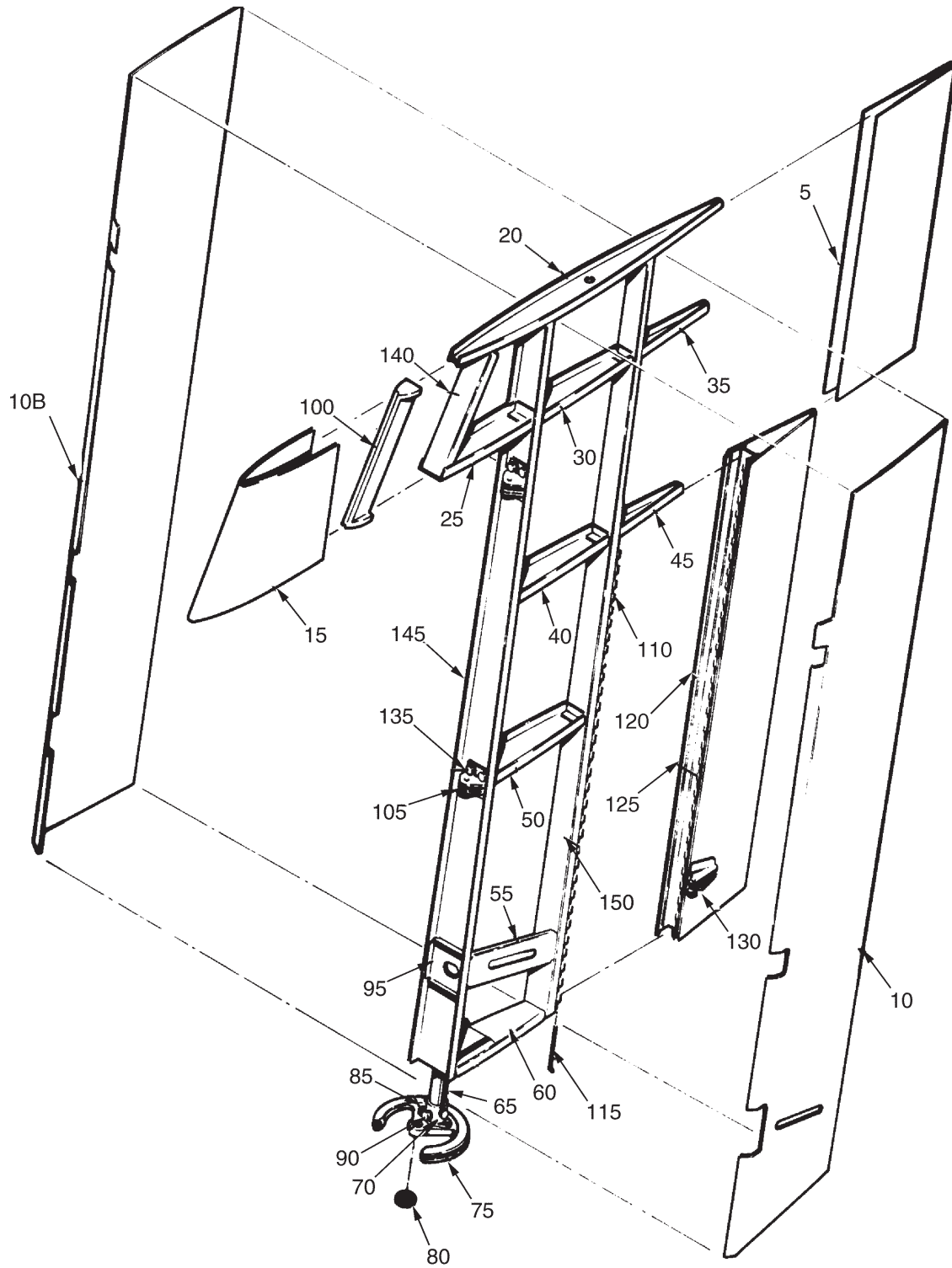


Figure 23. Rudder Assembly

PIPER AIRCRAFT, INC.
PA-34-220T
AIRPLANE PARTS CATALOG

Figure and Index Number	Part Number	Nomenclature	No. Req.	Serial Numbers Affected
23-	95520 (AE)	DRAWING - Rudder Assy		
-1	95520-004	RUDDER ASSY (See Figure 20 For Next Higher Assy)	REF	3447001 thru 3447029
-1A	95520-005	RUDDER ASSY (See Figure 20 For Next Higher Assy)	REF	3449001 and up
5	96230-000	* SKIN - Rudder - Upper	1	
10	96219-000	* SKIN - Rudder - Lower Left	1	3447001 thru 3447029
-10A	96219-002	* SKIN - Rudder - Lower Left	1	3449001 and up
10B	96229-000	* SKIN - Rudder - Lower Right	1	
15	96233-000	* SKIN - Rudder - Upper Forward	1	
20	96232-000	* RIB - Rudder - Upper	1	
25	96231-000	* RIB - Rudder - Forward	1	
30	95525-000	* RIB - Rudder - Center	1	
35	96202-000	* RIB - Rudder - Aft	1	
40	95524-000	* RIB - Rudder - Forward	1	
45	96203-000	* RIB - Rudder - Aft	1	
50	95523-000	* RIB ASSY - Rudder	1	
55	95570-000	* RIB - Trim Rod Doubler	1	3447001 thru 3447029
-55A	95570-002	* RIB - Trim Rod Doubler	1	3449001 and up
60	96209-000	* RIB - Rudder - Lower	1	
65	96212-000	* TUBE ASSY - Torque - Rudder Control	1	
70	96319-002	* FITTING - Rudder Torque Tube	1	
75	96321-000	* SECTOR ASSY - Rudder Torque Tube	1	
80	452-387	** BEARING	1	
85	400-004	* BOLT - (AN4-7A)	2	
-85A	407-613	* WASHER - (AN960-PD416)	4	
-85B	404-530	* NUT - (MS21042-4)	2	
90	691-346	* BOLT - (NAS6603-22)	2	
-90A	407-574	* WASHER - (AN960-PD10)	4	
-90B	404-526	* NUT - (MS21042-3)	2	
95	96213-002	* BRACKET - Rudder	1	3447001 thru 3447029
-95A	96213-003	* BRACKET - Rudder	1	3449001 and up
100	96235-000	* COUNTERBALANCE - Rudder	1	
105	96217-000	* BRACKET - Rudder Hinge	4	
110	95520-002	* HINGE HALF - Rudder	1	
115	95520-003	* PIN - HINGE - Rudder Trim Tab	1	
120	95567-000	* TRIM TAB ASSY - Rudder	1	3447001 thru 3447029
-120A	95567-003	* TRIM TAB ASSY - Rudder	1	3449001 and up
125	95520-002	** HINGE HALF - Trim Tab	1	
130	96200-000	** BRACKET - Trim Tab - Lower	1	3447001 thru 3447029
-130A	96200-001	** BRACKET - Trim Tab - Upper	1	3447001 thru 3447029
-130B	96200-002	** BRACKET - Trim Tab - Lower	1	3449001 and up
-130C	96200-003	** BRACKET - Trim Tab - Upper	1	3449001 and up
135	401-266	* BOLT - (AN3-5A)	8	
-135A	690-609	* WASHER - (NAS1149F0332P)	8	
140	96234-000	* RIB ASSY - Rudder Counterbalance	1	
145	95521-003	* SPAR ASSY - Rudder - Forward	1	3447001 thru 3447029
-145A	95521-005	* SPAR ASSY - Rudder - Forward	1	3449001 and up
150	95522-000	* SPAR - Rudder - Aft	1	

- ITEM NOT ILLUSTRATED

When ordering, always specify Part Number, Description, and Serial Number of Aircraft

**PIPER AIRCRAFT, INC.
PA-34-220T
AIRPLANE PARTS CATALOG**

THIS PAGE INTENTIONALLY LEFT BLANK

**SECTION IV
LANDING GEAR GROUP**

PIPER AIRCRAFT, INC.
PA-34-220T
AIRPLANE PARTS CATALOG

Figure and Index Number	Part Number	Nomenclature	No. Req.	Serial Numbers Affected
24-	39460 (U)	DRAWING - Nose Gear Installation		
-1	39461-002	GEAR ASSY - Nose (See Figure 25 For Breakdown)	1	
5	78677-000	LINK ASSY - Drag - Nose Landing Gear	1	
10	402-921	* BOLT - (NAS464P6-20)	1	
-10A	690-629	* WASHER - (NAS1149F0663P)	1	
-10B	404-395	* NUT - (AN320-6)	1	
-10C	424-059	* COTTER PIN - (MS24665-283)	1	
15	95712-004	LINK ASSY - Nose Landing Gear Retraction	1	
20	95829-000	LINK ASSY - Nose Landing Gear Downlock (Reference Piper Service Bulletin 1113, latest revision)	1	
25	452-334	* BEARING - Rod End	1	
30	39459-002	MOUNT ASSY - Nose Landing Gear	1	
35	452-534	* BEARING	4	
40	95759-007	TRACK ASSY - Nose Landing Gear	1	
-45	95393-002	ARM ASSY - Steering	1	
50	95395-000	* ARM ASSY	1	
55	452-540	** BEARING-Flanged	2	
60	95394-005	* CHANNEL ASSY (Reference Piper Service Bulletin 1123, latest revision)	1	
-60A	95394-006	** CHANNEL	1	
-60B	95394-007	** ANGLE	1	
-60C	95394-008	** PLATE	1	
65	401-310	* BOLT - (AN4-10A)	2	
-65A	690-611	* WASHER - (NAS1149F0463P)	2	
-65B	404-530	* NUT - (MS21042-4)	2	
70	95313-000	PANEL ASSY - Anti-Splash	1	
75	96178-000	SPRING - Nose Landing Gear Downlock (Reference Piper Service Bulletin 1123, latest revision)	1	
80	95061-029	BUSHING	1	
85	95061-030	BUSHING	1	
90	95061-031	BUSHING	1	
95	554-569	CLAMP - (PS10017-20-52)	1	
100	95061-313	BUSHING	1	
105	95061-028	BUSHING	1	
110	78543-000	BUNGEE ASSY - Nose Wheel	2	
115	78541-000	* RETAINER	1	
120	78490-000	* SPRING	1	
125	78537-000	* TUBE ASSY - Bungee	1	
130	62833-092	* WASHER	2	
135	62833-089	* WASHER	1	
140	452-357	* ROD END	2	
145	553-172	* BOLT	1	
-145A	408-051	* WASHER - (MS35333-40)	1	
150	404-225	* NUT - (AN315-4R)	2	
-150A	408-051	* WASHER - (MS35333-40)	2	
155	78334-000	BOOT - Bungee	2	
160	654-159	CLAMP - (PS10017-23-32)	2	
165	96849-005	STOP ASSY - Nose Landing Gear Up	1	
-170	36777-002	* BRACKET - Stop Assy	1	
175	96867-000	* SPRING - Switch Bracket Return	1	

- ITEM NOT ILLUSTRATED

When ordering, always specify Part Number, Description, and Serial Number of Aircraft

PIPER AIRCRAFT, INC.
PA-34-220T
AIRPLANE PARTS CATALOG

Figure and Index Number	Part Number	Nomenclature	No. Req.	Serial Numbers Affected
24-				
180	37970-005	* STOP ASSY - NOSE GEAR (5/16-18 UNC 2A)	1	
185	95061-020	BUSHING	2	
190	95061-024	BUSHING	1	
195	95061-025	BUSHING	1	
200	96790-002	ANGLE ASSY - Nose Landing Gear Track	1	
205	36778-002	BRACKET	1	
-205A	415-544	SCREW - (MS35206-244)	2	
-205B	690-616	WASHER - (NAS1149FN832P)	2	
210	401-269	BOLT - (AN3-10A)	2	
210A	690-612	WASHER - (NAS1149F0363P)	2	
210B	404-526	NUT - (MS21042-3)	2	
215	400-890	BOLT - (AN23-40A)	1	
-215A	690-612	WASHER - (NAS1149F0363P)	5	
-215B	690-609	WASHER - (NAS1149F0332P)	2	
-215C	404-526	NUT - (MS21042-3)	1	
220	401-194	BOLT - (AN5-16A)	1	
-220A	690-628	WASHER - (NAS1149F0563P)	2	
-220B	404-889	NUT - (MS20365-524C)	1	
225	400-322	BOLT - (AN8-45)	2	
-225A	690-631	WASHER - (NAS1149F0863P)	AR	
-225B	78034-000	WASHER - (Under Bolt Head)	2	
-225C	404-105	NUT - (AN310-8)	2	
-225D	424-085	COTTER PIN - (MS24665-302)	2	
230	400-886	BOLT - (AN23-34A)	1	
-230A	690-609	WASHER - (NAS1149F0332P)	2	
-230B	404-526	NUT - (MS21042-3)	1	
235	401-315	BOLT - (AN4-15A)	1	
-235A	690-611	WASHER - (NAS1149F0463P)	1	
-235B	404-530	NUT - (MS21042-4)	1	
240	400-443	BOLT - (AN3-12A)	2	
-240A	690-612	WASHER - (NAS1149F0363P)	4	
-240B	404-526	NUT - (MS21042-3)	2	
245	401-421	BOLT - (AN6-41A)	1	
-245A	690-629	WASHER - (NAS1149F0663P)	1	
-245B	404-563	NUT - (MS21045-6)	1	
250	693-215	BOLT - (NAS6207-50D)	1	
		(Reference Piper Service Bulletin 1123, latest revision)		
-250A	690-630	WASHER - (NAS1149F0763P)	1	
-250B	690-626	WASHER - (NAS1149F0732P)	AR	
-250C	404-396	NUT - (AN320-7)	1	
-250D	424-085	COTTER PIN - (MS24665-302)	1	
255	400-692	BOLT - (AN23-30)	1	
-255A	690-612	WASHER - (NAS1149F0363P)	1	
-255B	690-611	WASHER - (NAS1149F0463P)	2	
-255C	404-100	NUT - (AN310-3)	1	
-255D	424-051	COTTER PIN - (MS24665-132)	1	
260	401-405	BOLT - (AN6-25A)	2	
-260A	690-629	WASHER - (NAS1149F0663P)	AR	
-260B	404-563	NUT - (MS21045-6)	2	
265	401-515	BOLT - (AN7-21A)	1	
-265A	690-630	WASHER - (NAS1149F0763P)	2	
-265B	477-897	NUT	1	
270	400-682	BOLT - (AN23-27)	1	
-270A	690-609	WASHER - (NAS1149F0332P)	1	
-270B	690-611	WASHER - (NAS1149F0463P)	2	

- ITEM NOT ILLUSTRATED

When ordering, always specify Part Number, Description, and Serial Number of Aircraft

PIPER AIRCRAFT, INC.
PA-34-220T
AIRPLANE PARTS CATALOG

Figure and Index Number	Part Number	Nomenclature	No. Req.	Serial Numbers Affected
24-				
-270C	404-392	NUT - (AN320-3)	1	
-270D	424-052	COTTER PIN - (MS24665-134)	1	
275	401-404	BOLT - (AN6-24A)	2	
275A	690-629	WASHER - (NAS1149F0663P)	AR	
275B	404-563	NUT - (MS21045-6)	2	
280	96522-000	SPRING ASSY - Nose Landing Gear Centering	1	
285	452-552	* BEARING	1	
290	404-322	* NUT - (AN316-4R)	1	
295	400-910	BOLT - (AN24-20A)	1	
295A	690-611	WASHER - (NAS1149F0463P)	5	
295B	62833-123	WASHER - (0.56 in (14.2mm) O.D.)	1	
295C	404-530	NUT - (MS21042-4)	1	
300	400-109	BOLT - (AN4-14)	1	
300A	690-611	WASHER - (NAS1149F0463P)	2	
300B	404-101	NUT - (AN310-4)	1	
300C	424-052	COTTER PIN - (MS24665-134)	1	
305	401-270	BOLT - (AN3-11A)	1	
-305A	690-612	WASHER - (NAS1149F0363P)	4	
-305B	404-526	NUT - (MS21042-3)	1	
310	400-438	BOLT - (AN3-4A)	2	
-310A	690-612	WASHER - (NAS1149F0363P)	2	
-310B	404-526	NUT - (MS21042-3)	2	
315	401-269	BOLT - (AN3-10A)	4	
-315A	690-612	WASHER - (NAS1149F0363P)	4	
-315B	404-526	NUT - (MS21042-3)	4	
320	400-684	BOLT - (AN23-25)	1	
-320A	690-609	WASHER - (NAS1149F0332P)	1	
-320B	404-392	NUT - (AN320-3)	1	
-320C	424-052	COTTER PIN - (MS24665-134)	1	
325	582-943	PLACARD - CAUTION ROD END BOLT... (35669-026) (See Figure 104)	REF	
330	583-635	PLACARD - SERVICE INSTRUCTIONS, PIPER STRUT SERIAL NO. ...(87369-023), Nose gear (See Figure 104)	REF	
335	96240-003	LIGHT ASSEMBLY - Landing Taxi (See Figure 93A for breakdown)	1	

- ITEM NOT ILLUSTRATED

When ordering, always specify Part Number, Description, and Serial Number of Aircraft

PIPER AIRCRAFT, INC.
PA-34-220T
AIRPLANE PARTS CATALOG

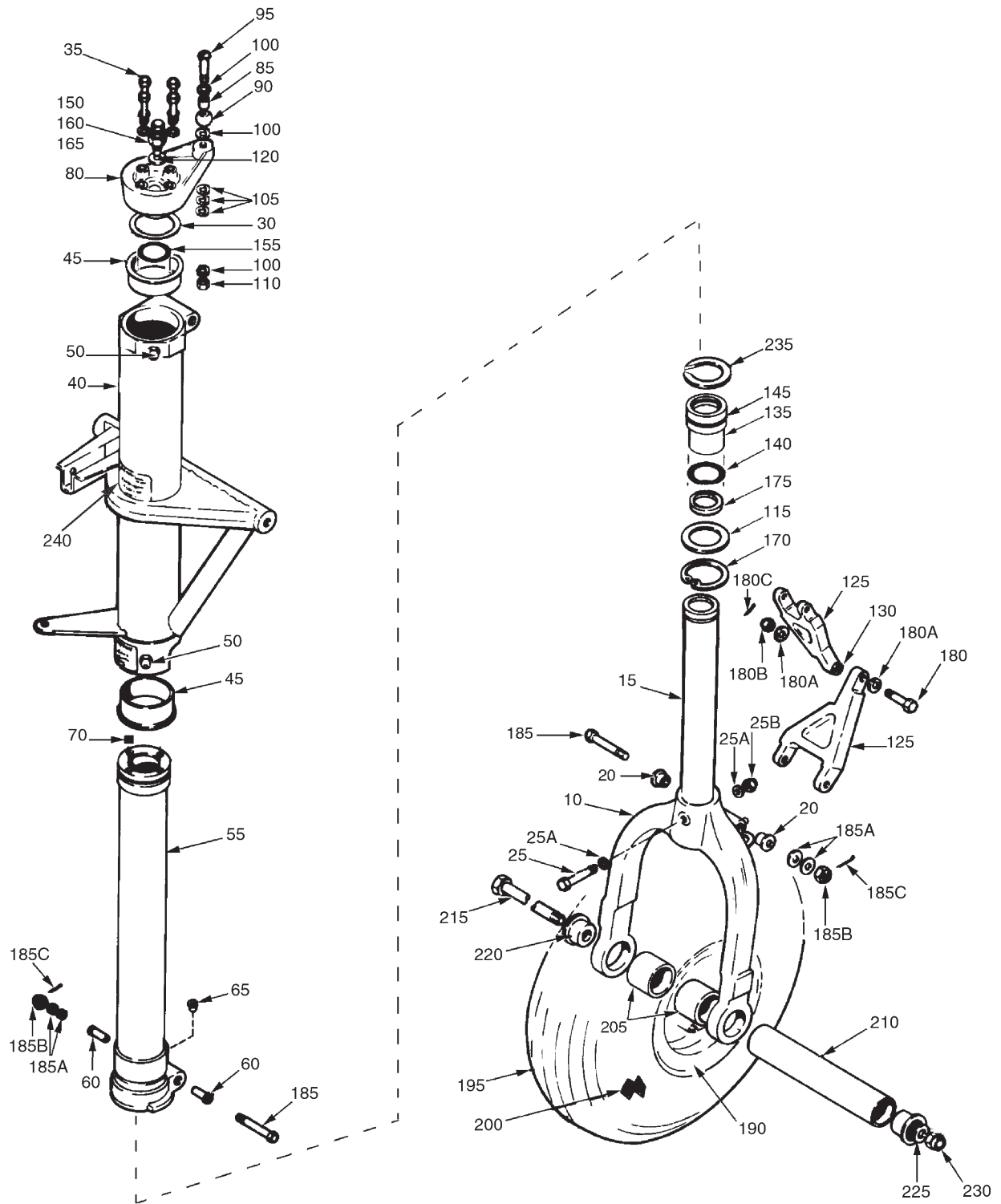


Figure 25. Nose Gear Assembly

PIPER AIRCRAFT, INC.
PA-34-220T
AIRPLANE PARTS CATALOG

Figure and Index Number	Part Number	Nomenclature	No. Req.	Serial Numbers Affected
25-	39461 (T)	DRAWING - Nose Gear Assy		
-1	39461-002	GEAR ASSY - Nose (See Figure 24)	REF	
-5	39462-002	* FORK ASSY - Nose Landing Gear	1	
10	95714-000	** FORK - Nose Landing Gear	1	
15	39463-002	** TUBE ASSY - Nose Landing Gear Strut - Lower	1	
20	67026-007	** BUSHING - Nose Landing Gear	2	
25	400-019	** BOLT - (AN4-26A)	1	
25A	690-642	** WASHER - (NAS1149C0432R)	2	
25B	404-530	** NUT - (MS21042-4)	1	
30	62833-045	* WASHER (Use 2 maximum)	AR	
35	401-304	* BOLT - (AN4H-11A)	4	
-35A	690-611	* WASHER - (NAS1149F0463P)	8	
40	95723-006	* TRUNNION ASSY - Nose Landing Gear (Reference Piper Service Bulletin 1123, latest revision)	1	
45	67758-000	** BUSHING - Shoulder	2	
50	460-686	** FITTING - Lubrication (AS15002-1P)	2	
55	39465-002	* TUBE ASSY - Nose Landing Gear Strut - Upper	1	
60	452-448	** BEARING	2	
65	452-331	** BEARING	1	
70	467-116	** INSERT Helicoil - (MS124696)	4	
-75	95935-003	* TILLER ASSY	1	
80	78535-002	** TILLER - Nose Landing Gear	1	
85	95061-027	** BUSHING - Tiller	1	
90	95387-000	** ROLLER ASSY	1	
95	400-921	** BOLT - (AN24-31A)	1	
100	690-611	** WASHER - (NAS1149F0463P)	3	
105	690-613	** WASHER - (NAS1149F0432P)	3	
110	404-530	** NUT - (MS21042-4)	1	
115	80122-088	* WASHER	1	
120	462-024	* GASKET - Air Valve - (AN901-5A)	1	
125	105041-002	* LINK ASSY	2	
130	31796-000	** BUSHING	1	
135	39476-007	* BEARING ASSY - Strut Tube - Lower	1	
140	485-086	* SEAL	1	
145	484-797	* O-RING - (MS28775-227)	1	
150	553-891	* CAP - Air Valve (MS20813-1)	1	
155	484-693	* O-RING - (MS28775-220)	1	
160	455-124	* CORE - Air Valve (AN809-1)	1	
165	453-124	* BODY - Air Valve	1	
170	485-193	* RING - Snap	1	
175	187-630	* RING - Wiper	1	
180	691-334	* BOLT - (NAS6604D15)	1	
180A	690-611	* WASHER - (NAS1149F0463P)	2	
180B	404-101	* NUT - (AN310-4)	1	
180C	424-052	* COTTER PIN - (MS24665-134)	1	
185	691-315	* BOLT - (NAS6605D46)	2	
185A	690-628	* WASHER - (NAS1149F0563P)	4	
185B	404-102	* NUT - (AN310-5)	2	
185C	424-052	* COTTER PIN - (MS24665-134)	2	
190	551-785	* WHEEL ASSEMBLY - Nose Landing Gear (See Figure 26 For Breakdown)	1	

- ITEM NOT ILLUSTRATED

When ordering, always specify Part Number, Description, and Serial Number of Aircraft

PIPER AIRCRAFT, INC.
PA-34-220T
AIRPLANE PARTS CATALOG

Figure and Index Number	Part Number	Nomenclature	No. Req.	Serial Numbers Affected
25-				
195	451-747	* TIRE - (6.00 x 6 ² , 8 ply) (BFG, ST Type III, TT) (PS50119-7) (See Note 1)	1	
-195	451-724	* TIRE - (6.00 x 6, 6 ply) (BFG, ST Type III, TT) (PS50119-5) (See Note 1)	1	
-195	551-608	* TIRE - (6.00 x 6, 6 ply) (MA, Type III, TT) (PS50119-12) (See Note 1)	1	3449001 and up
-195	551-617	* TIRE - (6.00 x 6, 6 ply) (G, Type III, TT) (PS50119-12) (See Note 1)	1	3449001 and up
-195	551-632	* TIRE - (6.00 x 6, 6 ply) (G, Type III, TT) (PS50119-12) (See Note 1)	1	3449001 and up
-195	551-609	* TIRE - (6.00 x 6 ² , 8 ply) (MA, Type III, TT) (PS50119-13) (See Note 1)	1	3449001 and up
-195	551-618	* TIRE - (6.00 x 6 ² , 8 ply) (G, Type III, TT) (PS50119-13) (See Note 1)	1	3449001 and up
-195	551-633	* TIRE - (6.00 x 6 ² , 8 ply) (G, Type III, TT) (PS50119-13) (See Note 1)	1	3449001 and up
200	451-735	* TUBE - (6.00 x 6) (MA, ST, Type III) (PS50119-101)	1	
200	551-635	* TUBE - (6.00 x 6) (G, Type III) (PS50119-101)	1	
205	66618-003	* SPACER-TUBE - Nose Landing Gear Axle	2	
210	86062-086	* AXLE - Nose Landing Gear Wheel	1	
215	401-456	* BOLT - Axle (AN6-76A)	1	
220	35158-002	* PLUG - Wheel End	2	
225	690-629	* WASHER - (NAS1149F0663P)	2	
230	404-532	* NUT - (MS21042-6)	1	
235	584-127	* RETAINER - (5953)	1	
240	582-783	PLACARD - Turn Limit (small) (35669-005) (See Figure 104)	REF	
-245	582-786	PLACARD - Turn Limit (large) (35669-008) (See Figure 104)	REF	

NOTES:

1. ALL TIRES INSTALLED ON AIRCRAFT SHALL BE FROM THE SAME MANUFACTURER.

- ITEM NOT ILLUSTRATED

When ordering, always specify Part Number, Description, and Serial Number of Aircraft

**PIPER AIRCRAFT, INC.
PA-34-220T
AIRPLANE PARTS CATALOG**

THIS PAGE INTENTIONALLY LEFT BLANK

PIPER AIRCRAFT, INC.
PA-34-220T
AIRPLANE PARTS CATALOG

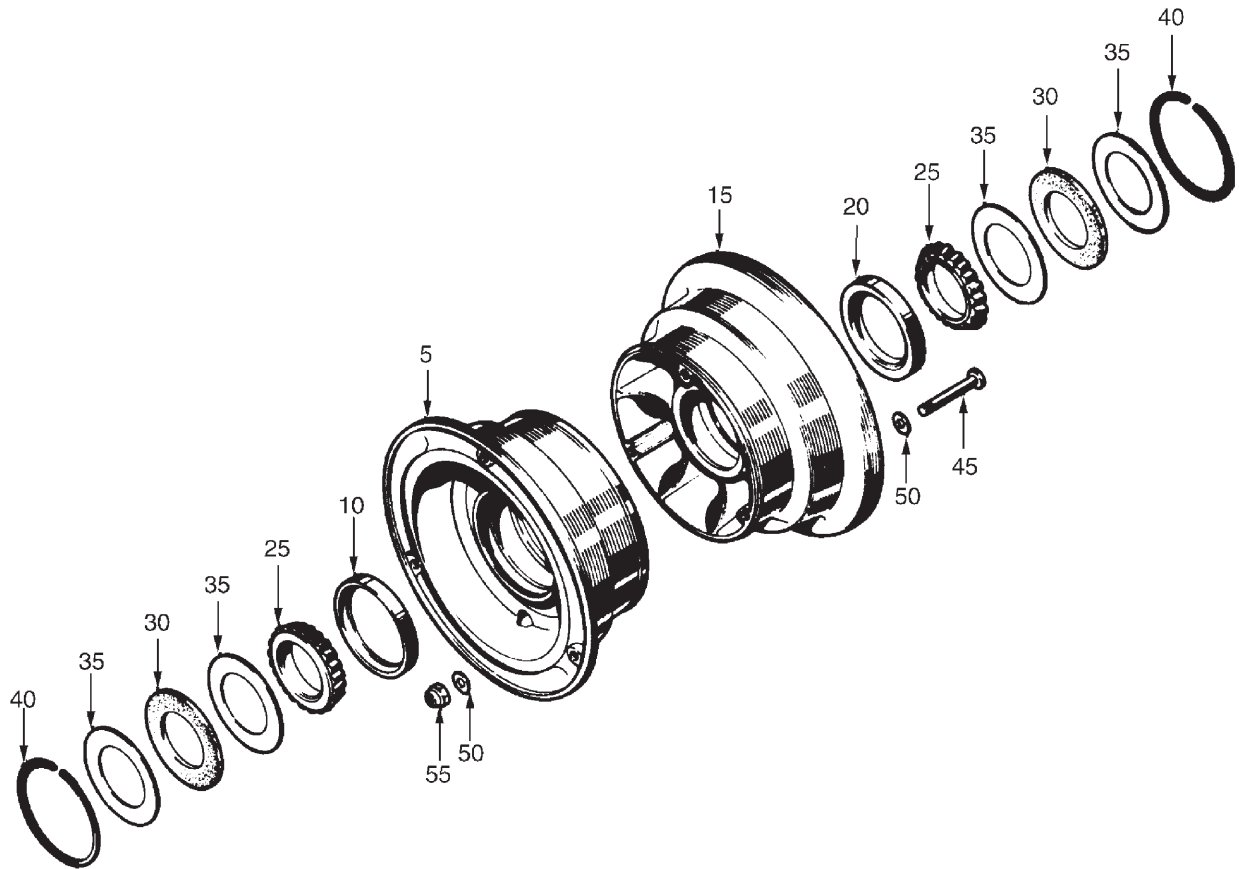


Figure 26. Nose Wheel Assembly

**PIPER AIRCRAFT, INC.
PA-34-220T
AIRPLANE PARTS CATALOG**

Figure and Index Number	Part Number	Nomenclature	No. Req.	Serial Numbers Affected
26-				
-1	551-785	WHEEL ASSY - Nose Landing Gear (See Figure 25 For Next Higher Assy)	REF	
5	763-718	* WHEEL HALF ASSY - With Valve Hole	1	
10	763-287	** CUP - Bearing	1	
15	763-719	* WHEEL HALF ASSY - Without Valve Hole	1	
20	763-287	** CUP - Bearing	1	
25	753-448	* BEARING - Cone	2	
30	751-819	* FELT - Grease Seal	2	
35	755-964	* RING - Grease Seal	4	
40	752-830	* RING - Snap	2	
45	758-456	* BOLT - (AN5-34A)	3	
50	690-628	* WASHER - (NAS1149F0563P)	6	
55	506-556	* NUT - (MS21044-N5)	3	

- ITEM NOT ILLUSTRATED

When ordering, always specify Part Number, Description, and Serial Number of Aircraft

PIPER AIRCRAFT, INC.
PA-34-220T
AIRPLANE PARTS CATALOG

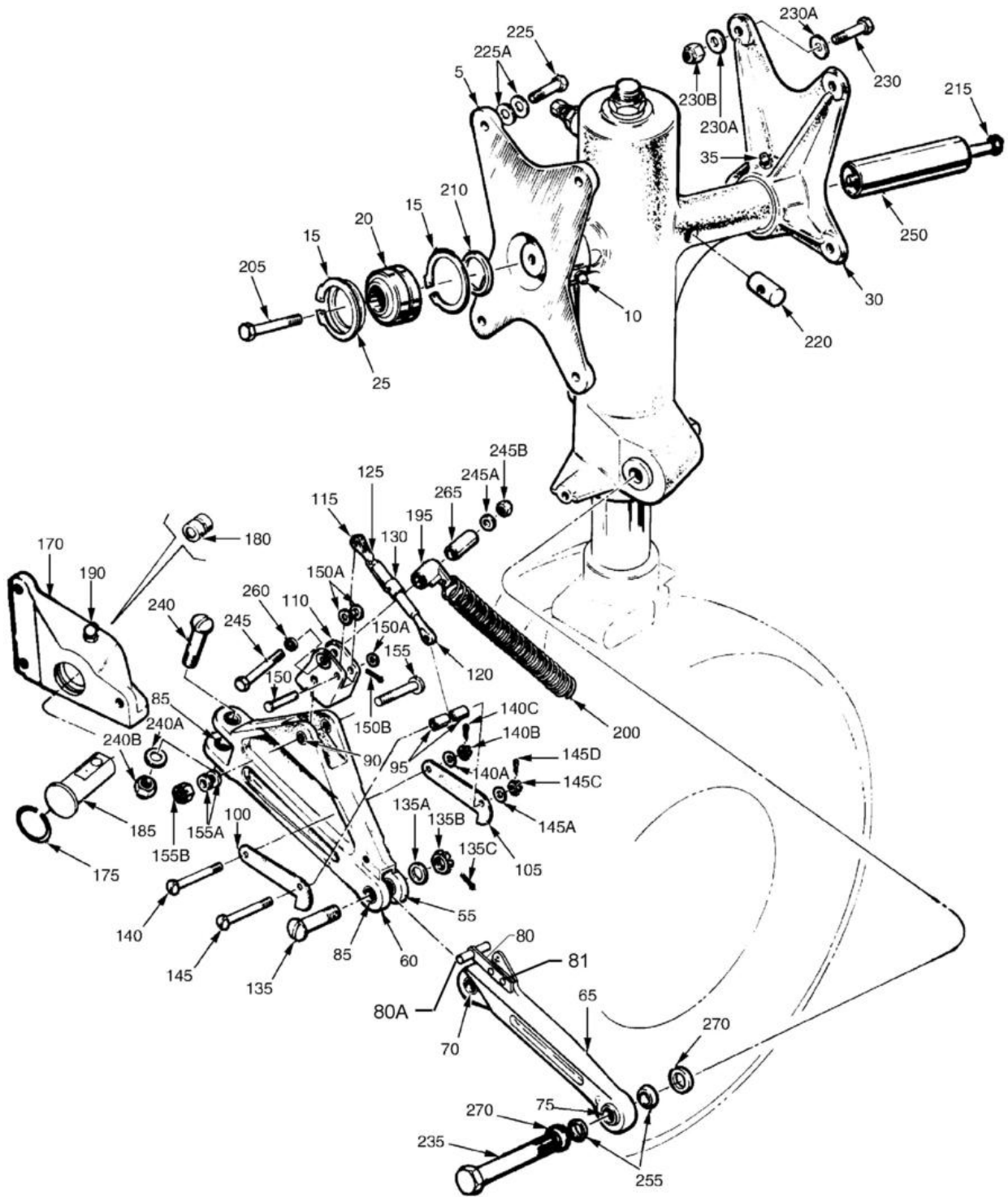


Figure 27. Main Gear Installation

PIPER AIRCRAFT, INC.
PA-34-220T
AIRPLANE PARTS CATALOG

Figure and Index Number	Part Number	Nomenclature	No. Req.	Serial Numbers Affected
27-	39485 (W) 39450 (T)	DRAWING - Main Gear Installation DRAWING - Wing Assy		
-1	39484-004	GEAR ASSY - Main - (Heavy Duty) - Left (See Figure 28 For Breakdown) (See Note 1)	1	
-1A	39484-005	GEAR ASSY - Main - (Heavy Duty) - Right (See Figure 28 For Breakdown) (See Note 1)	1	
5	39499-002	FITTING ASSY - Forward Trunnion - Left	1	
-5A	39499-003	FITTING ASSY - Forward Trunnion - Right	1	
10	460-823	* FITTING - Lubrication	1	
15	484-719	* RING - Retainer	2	
20	452-575	* BEARING - Spherical	1	
25	62833-044	* WASHER	AR	
30	39497-002	FITTING ASSY - Aft Trunnion	2	
35	460-690	* FITTING - Lubrication	1	
-35A	484-719	* RING - Retainer	2	
-35B	452-575	* BEARING - Spherical	1	
-35C	62833-044	* WASHER	AR	
-40	-----	DELETED		
-45	-----	DELETED		
-50	-----	DELETED		
55	39470-002	TRUSS ASSY - Main Landing Gear - Left	1	
-55A	39470-003	TRUSS ASSY - Main Landing Gear - Right	1	
60	39474-003	* LINK - Main Landing Gear Side Brace - Upper	1	
65	39472-002	* LINK ASSY - Main Landing Gear Downlock - Left	1	
-65A	39472-003	* LINK ASSY - Main Landing Gear Downlock - Right	1	
70	452-202	** BEARING	1	
75	452-793	** BEARING	1	
80	87732-002	** BRACKET ASSY	1	
80A	87732-004	*** PIN	1	
-81	400-441	** BOLT - (AN3-7A)	2	
-81A	690-609	** WASHER - (NAS1149F0332P)	2	
-81B	404-526	** NUT - (MS21042-3)	2	
85	86700-040	* BUSHING	4	
90	63900-089	* BUSHING	2	
95	63900-130	* BUSHING	2	
100	67028-000	* HOOK - Main Landing Gear Truss Assy	1	
105	67028-003	* HOOK - Main Landing Gear Truss Assy - Left	1	
-105A	67028-004	* HOOK - Main Landing Gear Truss Assy - Right	1	
110	67031-002	* FITTING - Gear Retraction - Left	1	
-110A	67031-003	* FITTING - Gear Retraction - Right	1	
115	690-402	* CLEVIS-END - (MS21252-3RS)	1	
120	599-677	* CONNECTOR - (MS21254-3LS)	1	
125	554-979	* CLIP - Turnbuckle (MS21256-1)	1	
130	690-401	* BARREL - Turnbuckle (MS21251B3S)	1	
135	402-934	* BOLT - (NAS464P6-18)	1	
135A	690-629	* WASHER - (NAS1149F0663P)	1	
135B	404-395	* NUT - (AN320-6)	1	
135C	424-059	* COTTER PIN - (MS24665-283)	1	
140	400-880	* BOLT - (AN23-28)	1	
140A	690-609	* WASHER - (NAS1149F0332P)	2	
140B	404-100	* NUT - (AN310-3)	1	
140C	424-051	* COTTER PIN - (MS24665-132)	4	
145	400-880	* BOLT - (AN23-28)	2	
145A	690-612	* WASHER - (NAS1149F0363P)	2	
-145B	690-609	* WASHER - (NAS1149F0332P)	1	

- ITEM NOT ILLUSTRATED

When ordering, always specify Part Number, Description, and Serial Number of Aircraft

PIPER AIRCRAFT, INC.
PA-34-220T
AIRPLANE PARTS CATALOG

Figure and Index Number	Part Number	Nomenclature	No. Req.	Serial Numbers Affected
27-				
145C	404-100	* NUT - (AN310-3)	1	
145D	424-051	* COTTER PIN - (MS24665-132)	1	
150	424-181	* PIN - (MS20392-2C25)	1	
150A	690-609	* WASHER - (NAS1149F0332P)	3	
150B	424-051	* COTTER PIN - (MS24665-132)	1	
155	400-711	* BOLT - (AN24-26)	1	
155A	690-611	* WASHER - (NAS1149F0463P)	AR	
155B	404-393	* NUT - (AN320-4)	1	
-155C	424-051	* COTTER PIN - (MS24665-132)	1	
-160	39478-004	BRACKET ASSY - Main Landing Gear Truss - Left (See Figure 2)	REF	
-160A	39478-005	BRACKET ASSY - Main Landing Gear Truss - Right (See Figure 2)	REF	
170	87729-002	* BRACKET - Main Landing Gear Truss - Left	1	
-170A	87729-003	* BRACKET - Main Landing Gear Truss - Right	1	
175	484-717	* RING - Snap	1	
180	39480-002	* BUSHING - Main Landing Gear Truss (See Figure 2)	REF	
185	39479-002	* PIN - Main Landing Gear Truss	1	
190	460-801	* FITTING - Lubrication (See Figure 2)	REF	
195	67202-000	SWIVEL ASSY - Side Brace Spring Attachment	2	
200	67203-000	SPRING - Main Landing Gear Downlock	2	
205	400-012	BOLT - (AN4-17A)	2	
-205A	62833-124	WASHER	2	
210	67198-000	WASHER - Main Landing Gear	2	
215	401-335	BOLT - (AN4-40A)	2	
220	406-660	NUT	4	
225	401-188	BOLT - (AN5-10A)	4	
225A	690-628	WASHER - (NAS1149F0563P)	8	
230	401-188	BOLT - (AN5-10A)	4	
230A	690-628	WASHER - (NAS1149F0563P)	AR	
230B	404-889	NUT - (MS20365-524C)	4	
235	402-978	BOLT - (NAS464P10A-49)	2	
-235A	690-633	WASHER - (NAS1149F1063P)	4	
-235B	506-629	NUT - (MS21083-N10)	2	
240	402-921	BOLT - (NAS464P6-20)	2	
240A	690-629	WASHER - (NAS1149F0663P)	2	
240B	404-395	NUT - (AN320-6)	2	
-240C	424-059	COTTER PIN - (MS24665-283)	2	
245	400-451	BOLT - (AN3-20A)	1	
245A	690-612	WASHER - (NAS1149F0363P)	1	
245B	404-526	NUT - (MS21042-3)	1	
250	67502-000	RETAINER ASSY - Main Landing Gear	2	
255	39487-002	BUSHING - Tapered - Truss Assy	4	
260	95061-064	SPACER - Spring Attachment	2	
265	63900-085	BUSHING - Spring Attachment	2	
270	62833-133	WASHER	4	

NOTES:

1. FOR STRUT WITHOUT WHEEL, TIRE AND BRAKE, ORDER PART NUMBER 39484-008 (LEFT) OR 39484-009 (RIGHT).

- ITEM NOT ILLUSTRATED

When ordering, always specify Part Number, Description, and Serial Number of Aircraft

**PIPER AIRCRAFT, INC.
PA-34-220T
AIRPLANE PARTS CATALOG**

THIS PAGE INTENTIONALLY LEFT BLANK

PIPER AIRCRAFT, INC.
PA-34-220T
AIRPLANE PARTS CATALOG

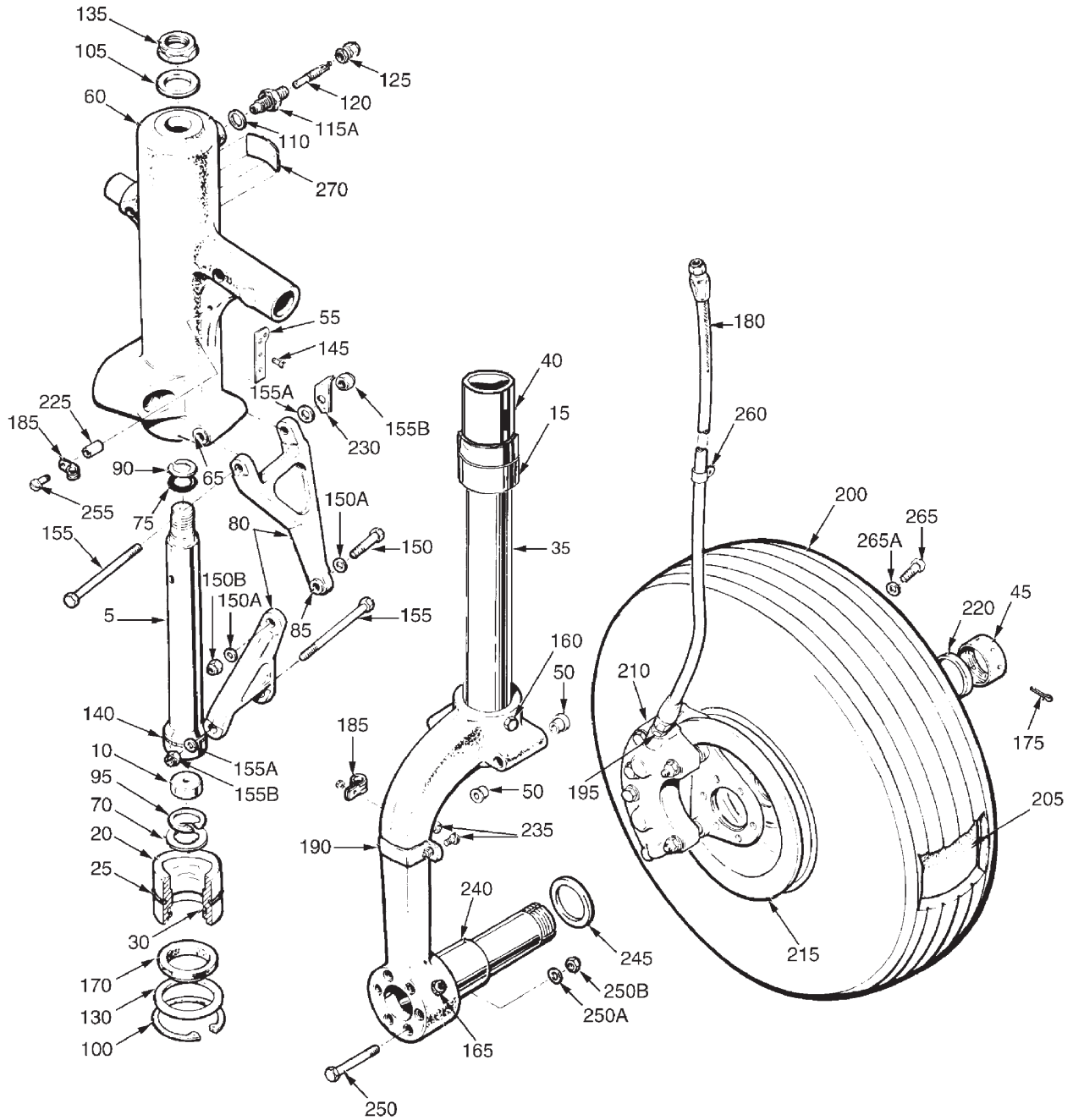


Figure 28. Main Gear Assembly

PIPER AIRCRAFT, INC.
PA-34-220T
AIRPLANE PARTS CATALOG

Figure and Index Number	Part Number	Nomenclature	No. Req.	Serial Numbers Affected
28-	39485 (W)	DRAWING - Main Gear Installation		
-1	39484-004	GEAR ASSY - Main - (Heavy Duty) - Left (See Figure 27 For Next Higher Assy) (See Note 1)	REF	
-1A	39484-005	GEAR ASSY - Main - (Heavy Duty) - Right (See Figure 27 For Next Higher Assy) (See Note 1)	REF	
5	39481-002	* TUBE - ORIFICE	1	
10	79800-002	* PLATE - ORIFICE	1	
15	87284-007	* BEARING ASSY - Strut Tube	1	
20	87284-005	** BEARING ASSY	1	
25	484-797	* O-RING - (MS28775-227)	1	
30	485-082	* T-SEAL - (With Back-up Rings) (7328FS-160-T)	1	
35	39489-003	* STRUT ASSY - Main Landing Gear	2	
40	87285-002	** TUBE - Strut Piston	1	
45	66820-000	** NUT - Main Landing Gear Axle Assy	1	
50	67026-007	* BUSHING	2	
55	67753-000	* PLATE - Spring Attachment	1	
60	39486-014	* TRUNNION ASSY - Main Landing Gear - Left	1	
-60A	39486-015	* TRUNNION ASSY - Main Landing Gear - Right	1	
65	67026-013	** BUSHING - Trunnion Assy	2	
70	584-127	* RING - Retainer	1	
75	484-790	* O-RING - (MS28775-210)	1	
80	105041-002	* LINK ASSY	2	
85	31796-000	** BUSHING	1	
90	484-714	* RING - Retainer (MS28782-15)	1	
95	484-684	* RING - Snap	1	
100	485-193	* RING - Snap	1	
105	80122-089	* WASHER - Main Landing Gear	1	
110	462-024	* GASKET - Air Valve (AN901-5A)	1	
-115	492-401	* VALVE ASSY - (85571-002)	1	
115A	453-124	** BODY - Air Valve	1	
120	455-124	** CORE - Air Valve	1	
125	553-891	** CAP - Air Valve	1	
130	62833-132	* WASHER - Main Landing Gear	1	
135	404-843	* NUT - (MS21245-L12)	1	
140	484-828	* RING - Compression	1	
145	401-266	* BOLT - (AN3-5A)	2	
-145A	690-609	* WASHER - (NAS1149F0332P)	2	
-145B	404-526	* NUT - (MS21042-3)	2	
150	691-308	* BOLT - (NAS6604D17)	1	
150A	690-611	* WASHER - (NAS1149F0463P)	4	
150B	404-101	* NUT - (AN310-4)	1	
-150C	424-052	* COTTER PIN - (MS24665-134)	1	
155	691-315	* BOLT - (NAS6605D46)	2	
155A	690-628	* WASHER - (NAS1149F0563P)	4	
155B	404-102	* NUT - (AN310-5)	2	
-155C	424-052	* COTTER PIN - (MS24665-134)	2	
160	402-990	* BOLT - (NAS464P5LA-41)	1	
-160A	690-619	* WASHER - (NAS1149F0532P)	2	
-160B	404-531	* NUT - (MS21042-5)	1	
165	401-329	* BOLT - (AN4-31A)	1	
-165A	690-613	* WASHER - (NAS1149F0432P)	1	
-165B	404-530	* NUT - (MS21042-4)	1	
170	187-628	* STRIP - Wiper	1	
175	424-071	* COTTER PIN - (MS24665-360)	1	

- ITEM NOT ILLUSTRATED

When ordering, always specify Part Number, Description, and Serial Number of Aircraft

PIPER AIRCRAFT, INC.
PA-34-220T
AIRPLANE PARTS CATALOG

Figure and Index Number	Part Number	Nomenclature	No. Req.	Serial Numbers Affected
28-				
180	565-921	* HOSE ASSY - Brake Line (63901-118)	1	
185	554-621	* CLAMP	2	
190	67277-000	* CLAMP	1	
195	476-647	* NIPPLE - (AN816-3D)	1	
200	451-731	* TIRE - (6.00 x 6, 8 ply) (ST Type III, TT) (PS50119-6) (See Note 2)	1	
200	451-747	* TIRE - (6.00 x 6 ² , 8 ply) (BFG, ST Type III, TT) (PS50119-7) (See Note 2)	1	
-200	551-609	* TIRE - (6.00 x 6 ² , 8 ply) (MA, Type III, TT) (PS50119-13) (See Note 2)	1	3449001 and up
-200	551-618	* TIRE - (6.00 x 6 ² , 8 ply) (G, Type III, TT) (PS50119-13) (See Note 2)	1	3449001 and up
-200	551-633	* TIRE - (6.00 x 6 ² , 8 ply) (G, Type III, TT) (PS50119-13) (See Note 2)	1	3449001 and up
205	451-735	* TUBE - (6.00 x 6) (MA, ST, Type III) (PS50119-101)	1	
205	551-635	* TUBE - (6.00 x 6) (G, Type III) (PS50119-101)	1	
210	551-725	* BRAKE ASSY - Main Landing Gear (See Figure 30 For Breakdown)	1	
215	551-770	* WHEEL ASSY - Main Landing Gear (See Figure 29 For Breakdown)	1	
220	63900-115	* BUSHING - Main Landing Gear Axle	1	
225	63900-011	* BUSHING - Main Landing Gear	1	
230	36774-002	* BRACKET - Squat Switch - Left	1	
235	411-533	* SCREW - (MS35207-264)	1	
-235A	690-609	* WASHER - (NAS1149F0332P)	1	
-235B	404-526	* NUT - (MS21042-3)	1	
240	82695-014	* BUSHING - Main Landing Gear (1.913/1.873" long)	1	
245	63484-000	* BUSHING - Main Landing Gear	1	
250	401-320	* BOLT - (AN4-C20A)	6	
250A	690-664	* WASHER - (NAS1149C0463R)	6	
250B	404-530	* NUT - (MS21042-4)	6	
255	401-273	* BOLT - (AN3-14A)	1	
-255A	690-609	* WASHER - (NAS1149F0332P)	1	
-255B	404-526	* NUT - (MS21042-3)	1	
260	554-735	* CLAMP	1	
265	415-531	* SCREW - (MS35206-241)	3	
265A	408-105	* LOCK WASHER - (MS35335-31)	3	
270	583-636	PLACARD - SERVICE INSTRUCTIONS, PIPER STRUT SERIAL NO. ...(87369-024), Main Gear (See Figure 104)	REF	

NOTES:

1. FOR STRUT WITHOUT WHEEL, TIRE AND BRAKE ORDER PART NUMBER 39484-008 (LEFT) OR 39484-009 (RIGHT).
2. ALL TIRES INSTALLED ON AIRCRAFT SHALL BE FROM THE SAME MANUFACTURER.

- ITEM NOT ILLUSTRATED

When ordering, always specify Part Number, Description, and Serial Number of Aircraft

**PIPER AIRCRAFT, INC.
PA-34-220T
AIRPLANE PARTS CATALOG**

THIS PAGE INTENTIONALLY LEFT BLANK

PIPER AIRCRAFT, INC.
PA-34-220T
AIRPLANE PARTS CATALOG

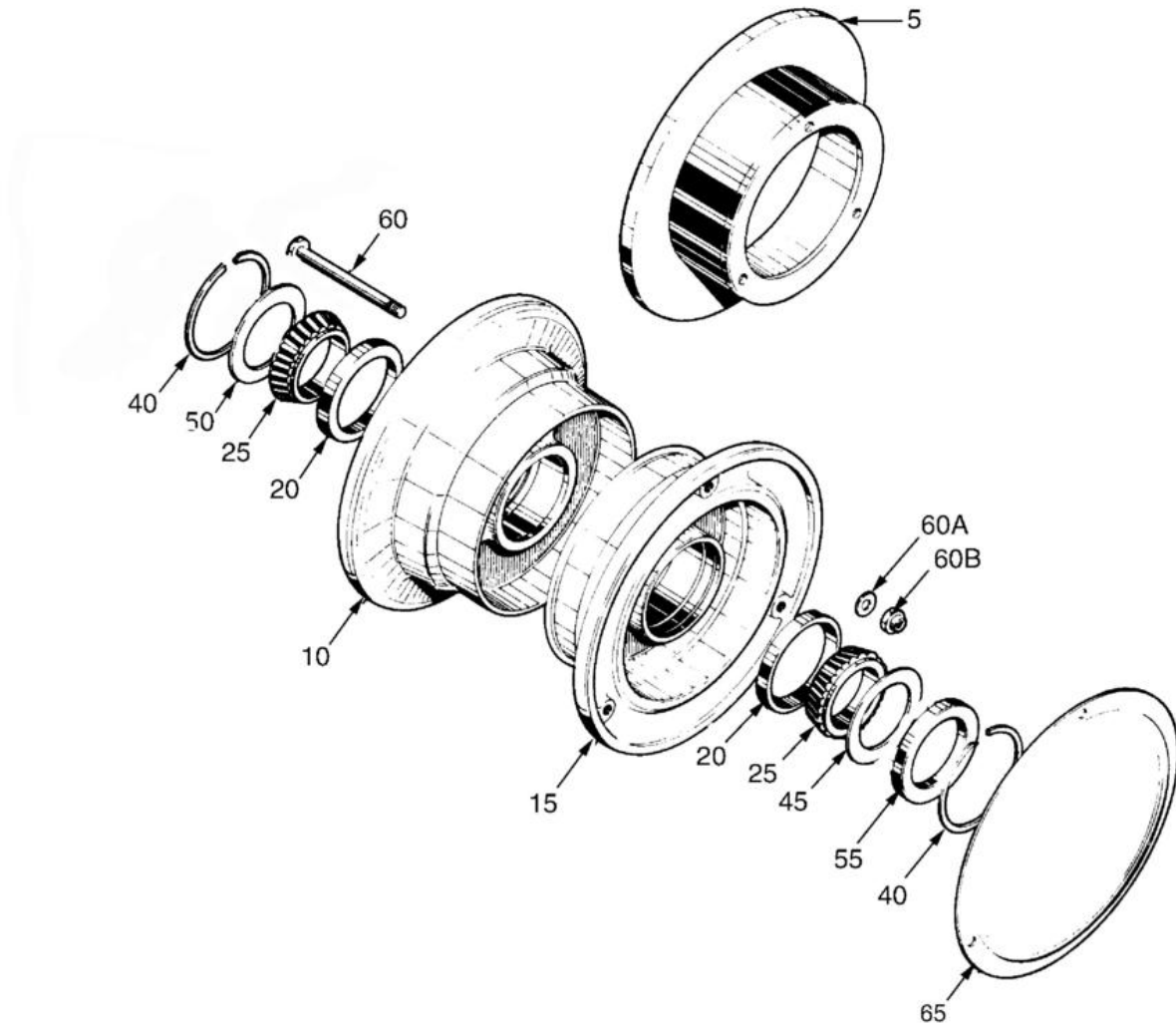


Figure 29. Main Wheel Assembly

PIPER AIRCRAFT, INC.
PA-34-220T
AIRPLANE PARTS CATALOG

Figure and Index Number	Part Number	Nomenclature	No. Req.	Serial Numbers Affected
29-				
-1	551-770	WHEEL ASSY - Main Landing Gear (PS50035-14) (See Figure 28 For Next Higher Assy)	REF	
5	754-686	* DISC - Brake (164-46)	1	
10	763-751	* WHEEL HALF ASSY - Inner (161-09302)	1	
15	763-752	* WHEEL HALF ASSY - Outer (With Valve Hole) (162-08702)	1	
20	751-494	* CUP - Bearing (214-00100)	1	
25	751-489	* BEARING - Cone (214-00200)	2	
30	-----	DELETED	1	
35	-----	DELETED	1	
40	752-830	* RING - Snap	2	
45	755-929	* RING - Grease Seal	1	
50	-----	* RING - Grease Seal (154-12000)	1	
55	-----	* RING - Grease Seal (154-12400)	1	
60	401-375	* BOLT - (AN5-35A)	6	
60A	407-625	* WASHER - (AN960-516)	6	
60B	404-531	* NUT - (MS21042-5)	6	
65	83710-002	WHEEL COVER	2	

- ITEM NOT ILLUSTRATED

When ordering, always specify Part Number, Description, and Serial Number of Aircraft

PIPER AIRCRAFT, INC.
PA-34-220T
AIRPLANE PARTS CATALOG

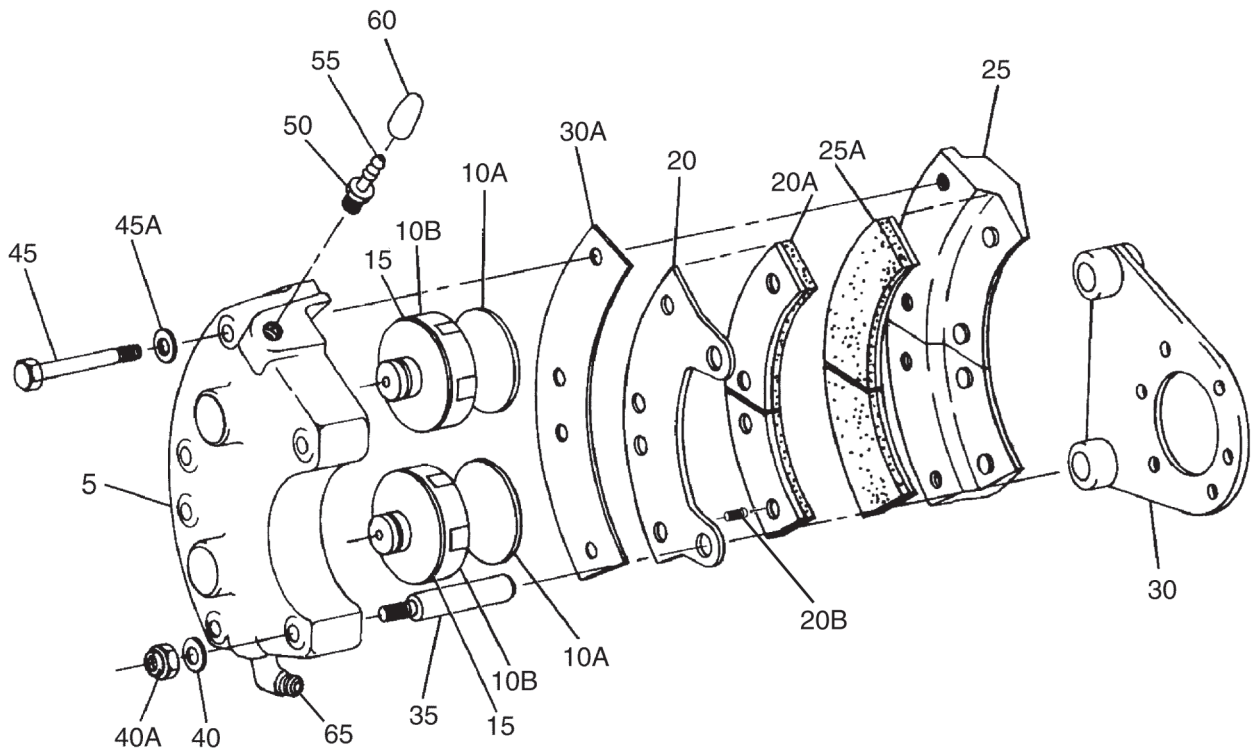


Figure 30. Brake Assembly

PIPER AIRCRAFT, INC.
PA-34-220T
AIRPLANE PARTS CATALOG

Figure and Index Number	Part Number	Nomenclature	No. Req.	Serial Numbers Affected
30-				
-1	551-725	BRAKE ASSY - Main Landing Gear (30-83A) (See Figure 28 For Next Higher Assy)	REF	
5	758-093	* CYLINDER - Brake (61-25)	1	
-10	757-483	* PISTON ASSY - (92-18)	2	
10A	752-094	** INSULATOR - (88-1)	2	
10B	766-004	** PISTON - (062-01700)	2	
15	484-945	** O-RING - (MS28775-222)	2	
20	757-465	* PLATE ASSY - Pressure (73-27)	1	
20A	761-197	* LINING - Pressure Plate (66-62)	2	
20B	763-494	* PIN - (177-3)	8	
25	757-484	* PLATE ASSY - Back (74-30)	2	
25A	761-197	* LINING - Back Plate (66-62)	2	
30	451-786	* TORQUE PLATE ASSY - (75-39)	1	
30A	765-489	* SHIM - (068-01100)	1	
35	753-407	* BOLT - Anchor (69-4)	2	
40	690-613	* WASHER - (NAS1149F0432P)	2	
40A	404-530	* NUT - (AN365-428)	2	
45	753-430	* BOLT - (103-11700)	4	
45A	690-613	* WASHER - (NAS1149F0432P)	4	
50	752-966	* SEAT - Bleeder (81-1)	1	
55	752-965	* SCREW - Bleeder (79-3)	1	
60	753-850	* CAP - Bleeder (183-1)	1	
65	476-647	NIPPLE - (AN816-3D) (See Figure 28 For Next Higher Assy)	REF	

- ITEM NOT ILLUSTRATED

When ordering, always specify Part Number, Description, and Serial Number of Aircraft

PIPER AIRCRAFT, INC.
PA-34-220T
AIRPLANE PARTS CATALOG

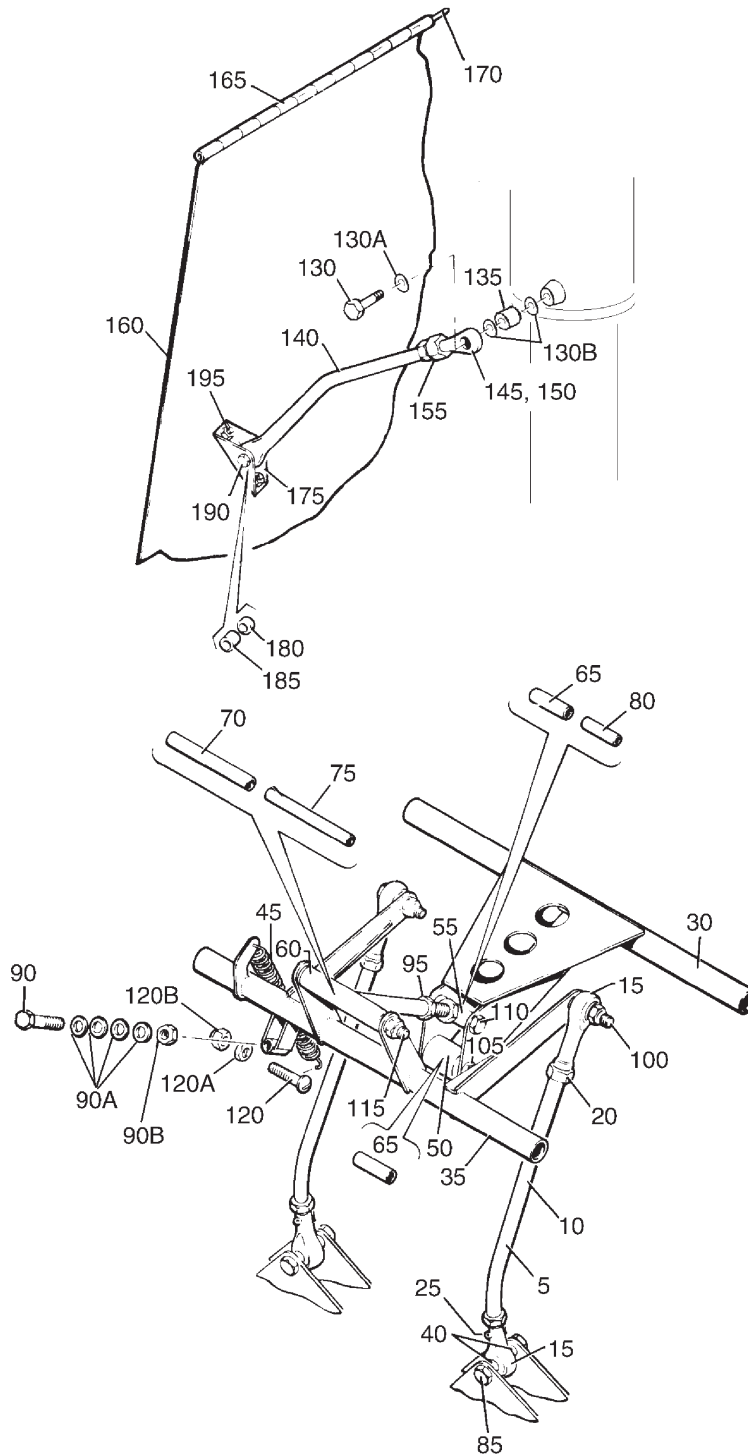


Figure 31. Nose and Main Landing Gear Door Actuation Installations

PIPER AIRCRAFT, INC.
PA-34-220T
AIRPLANE PARTS CATALOG

Figure and Index Number	Part Number	Nomenclature	No. Req.	Serial Numbers Affected
31-	95743 (B) 37093 (BU)	DRAWING - Nose Gear Door Actuation Installation DRAWING - Wing Assy		
5	95772-000	ROD ASSY - Nose Landing Gear Door Actuation	2	
10	95772-002	* ROD - Nose Landing Gear Door Actuation	1	
15	452-335	* ROD END - Bearing	2	
20	404-322	* NUT - (AN316-4R)	2	
25	424-096	* COTTER PIN (MS24665-153)	1	
30	95771-000	TUBE ASSY - Nose Landing Gear Door Actuation	1	
35	95770-000	TUBE ASSY - Nose Landing Gear Door Actuation	1	
40	95061-064	BUSHING	4	
45	67363-000	SPRING - Nose Landing Gear Door	1	
50	67360-000	ROLLER - Nose Landing Gear Door Link	1	
55	67358-000	LINK ASSY - Nose Landing Gear Door	1	
60	67357-000	LINK ASSY - Nose Landing Gear Door	1	
65	65003-027	BEARING - Nose Landing Gear Door Actuation	2	
70	65003-028	BEARING - Nose Landing Gear Door Actuation	1	
75	63882-030	SLEEVE - Nose Landing Gear Door Actuation	1	
80	63882-029	SLEEVE - Teflon - Nose Landing Gear Door Actuation	1	
85	403-057	BOLT - (AN3-C12A)	2	
-85A	690-617	WASHER - (NAS1149C0363R)	2	
-85B	404-526	NUT - (MS21042-3)	2	
90	403-056	BOLT - (AN3-C11A)	1	
90A	690-617	WASHER - (NAS1149C0363R)	4	
90B	404-526	NUT - (MS21042-3)	1	
95	404-321	NUT - (AN316-C4R)	1	
100	403-054	BOLT - (AN3-C7A)	2	
-100A	690-614	WASHER - (NAS1149C0332R)	4	
-100B	404-526	NUT - (MS21042-3)	2	
105	401-275	BOLT - (AN3-C14A)	1	
-105A	690-664	WASHER - (NAS1149C0463R)	2	
-105B	690-614	WASHER - (NAS1149C0332R)	1	
-105C	404-526	NUT - (MS21042-3)	1	
110	401-275	BOLT - (AN3-C14A)	1	
-110A	690-614	WASHER - (NAS1149C0332R)	1	
-110B	404-526	NUT - (MS21042-3)	1	
115	401-287	BOLT - (AN3-C31A)	1	
-115A	690-614	WASHER - (NAS1149C0332R)	2	
-115B	690-617	WASHER - (NAS1149C0363R)	1	
-115C	404-526	NUT - (MS21042-3)	1	
120	410-324	SCREW - (MS27039C1-12)	1	
120A	404-243	NUT - (AN315-C3R)	1	
120B	404-526	NUT - (MS21042-3)	1	
130	401-261	BOLT - (AN3H-12A)	1	
130A	690-617	WASHER - (NAS1149C0363R)	1	
130B	690-614	WASHER - (NAS1149C0332R)	2	
135	63900-145	BUSHING	1	
140	37722-002	ROD ASSY - Main Landing Gear Door	1	
145	452-335	* ROD END - Bearing	1	
150	452-584	* BEARING	1	
155	404-321	* NUT - (AN316-C4R)	1	
160	67090-014	DOOR ASSY - Main Landing Gear - Left	1	
-160A	67090-015	DOOR ASSY - Main Landing Gear - Right	1	
165	67093-004	* HINGE-HALF - Main Landing Gear Door - Left	1	
-165A	67093-005	* HINGE-HALF - Main Landing Gear Door - Right	1	

- ITEM NOT ILLUSTRATED

When ordering, always specify Part Number, Description, and Serial Number of Aircraft

PIPER AIRCRAFT, INC.
PA-34-220T
AIRPLANE PARTS CATALOG

Figure and Index Number	Part Number	Nomenclature	No. Req.	Serial Numbers Affected
31-				
170	63744-011	PIN-HINGE - Main Landing Gear Door	1	
175	67091-000	BRACKET - Main Landing Gear Door	1	
180	63900-031	BUSHING	1	
185	62833-103	WASHER	1	
190	403-055	BOLT - (AN3C-10A)	2	
-190A	690-617	WASHER - (NAS1149C0363R)	2	
-190B	690-614	WASHER - (NAS1149C0332R)	2	
-190C	404-526	NUT - (MS21042-3)	2	
195	411-536	SCREW - (MS35207-267)	2	
-195A	690-612	WASHER - (NAS1149F0363P)	2	
-195B	404-526	NUT - (MS21042-3)	2	

- ITEM NOT ILLUSTRATED

When ordering, always specify Part Number, Description, and Serial Number of Aircraft

**PIPER AIRCRAFT, INC.
PA-34-220T
AIRPLANE PARTS CATALOG**

THIS PAGE INTENTIONALLY LEFT BLANK

PIPER AIRCRAFT, INC.
PA-34-220T
AIRPLANE PARTS CATALOG

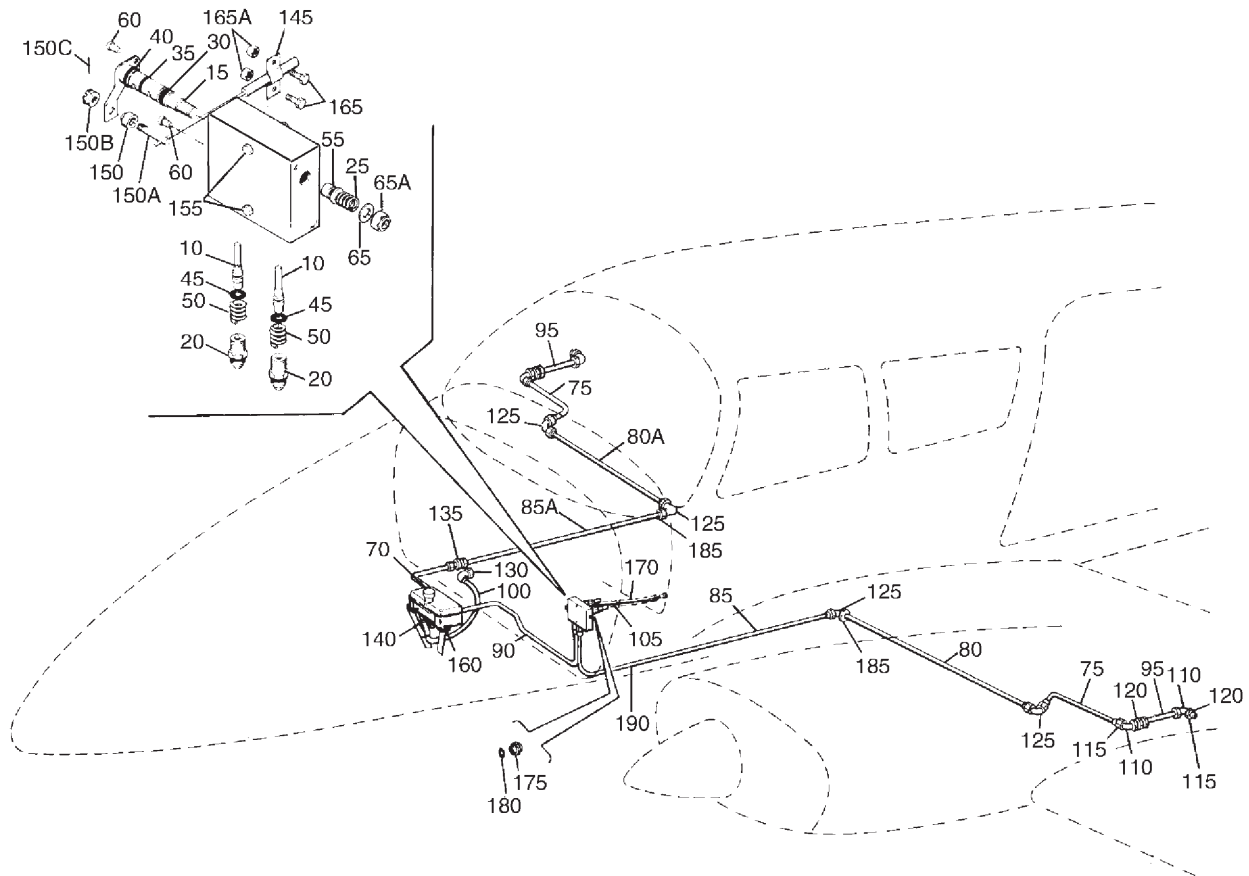


Figure 32. Brake System Installation

PIPER AIRCRAFT, INC.
PA-34-220T
AIRPLANE PARTS CATALOG

Figure and Index Number	Part Number	Nomenclature	No. Req.	Serial Numbers Affected
32-	36720 (M)	DRAWING - Brake System Installation		
-5	592-752	VALVE ASSY - Parking (60-3-G)	1	
10	-----	* VALVE CAP - (146-01700) (See Note 2)	2	
15	757-879	* CAM ASSY - (181-301)	1	
20	476-647	* FITTING - Tube (AN816-3D)	2	
25	756-119	* SPRING - (82-10)	1	
30	484-787	* O-RING - (MS28775-008)	1	
35	484-818	* O-RING - (MS28775-010)	1	
40	484-934	* O-RING - (MS28775-011)	1	
45	484-675	* O-RING - (MS28775-006)	2	
50	762-333	* SPRING - (82-44)	2	
55	751-445	* BUSHING - (145-7)	1	
60	757-238	* PIN - (177-2)	2	
65	690-612	* WASHER (NAS1149F0363P)	2	
65A	404-526	* NUT (MS21042-3)	1	
70	96474-005	RESERVOIR ASSY - Brake System	1	
-70A	96474-008	* VENTED CAP	1	
-70B	96474-007	* RESERVOIR LID	1	
-70C	96474-006	* RESERVOIR	1	
75	86238-104	TUBE ASSY - Brake	2	
80	86238-106	TUBE ASSY - Brake - Left	1	
80A	86238-105	TUBE ASSY - Brake - Right	1	
85	86238-089	TUBE ASSY - Brake - Left	1	
85A	86238-090	TUBE ASSY - Brake - Right	1	
90	86238-093	TUBE ASSY - Brake	1	
95	67549-003	TUBE ASSY - Brake	2	
100	63913-256	HOSE - (27 ins.) (68.58 cm)	1	
105	554-471	CABLE ASSY - Parking Brake	1	3447001 thru 3447029; 3449001 thru 3449310, 3449312 thru 3449322, 3449324, 3449325 (without Entegra)
105	653-620	CABLE ASSY - Parking Brake	1	3449311, 3449323, 3449326 and up (with Entegra)
110	458-899	ELBOW - (AN833-3D)	4	
115	477-617	NUT - (AS5178D03)	4	
120	690-629	WASHER - (NAS1149F0663P)	4	
125	458-879	ELBOW - (AN821-3D)	4	
130	558-850	ELBOW - (AN838-4D)	1	
-130A	690-626	WASHER - (NAS1149F0732P)	2	
-130B	477-618	NUT - (AS5178D04)	1	
135	491-049	UNION - (AN815-3D)	1	
140	488-702	STRAP - (MS3367-1-9)	2	
145	66853-000	CLAMP - Cable	1	
150	70371-002	FITTING - Swivel	1	
150A	70371-003	STUD - Swivel Fitting	1	
150B	404-100	NUT - (AN310-3)	1	
150C	424-032	COTTER PIN - (MS24665-170)	1	
155	401-274	BOLT - (AN3-15A)	2	
-155A	690-609	WASHER - (NAS1149F0332P)	2	
-155B	404-526	NUT - (MS21042-3)	2	
160	419-920	SCREW - (8 x 1/2)	4	
-160A	690-618	WASHER - (NAS1149FN816P)	2	

- ITEM NOT ILLUSTRATED

When ordering, always specify Part Number, Description, and Serial Number of Aircraft

PIPER AIRCRAFT, INC.
PA-34-220T
AIRPLANE PARTS CATALOG

Figure and Index Number	Part Number	Nomenclature	No. Req.	Serial Numbers Affected
32-				
-160B	603-350	NUT - (C1348-8Z1)	2	
165	411-531	SCREW - (MS35207-262)	2	
165A	404-526	NUT - (MS21042-3)	2	
170	63904-085	TUBE - Parking Brake	1	
175	491-050	UNION - (AN815-4D)	2	
180	484-842	O-RING - (MS29512-04)	2	
185	63976-041	GROMMET	2	
190	63976-054	GROMMET	1	
195	581-883	PLACARD - BRAKE FLUID RESERVOIR, FILL TO FLUID LEVEL LINE (96546-000) (See Figure 104) (See Note 1)	REF	
200	581-738	PLACARD - FLUID LEVEL LINE (96548-000), Brake Reservoir (See Figure 104) (See Note 1)	REF	

NOTES:

1. NEW BRAKE RESERVOIRS DO NOT REQUIRE THESE DECALS. EXISTING BRAKE RESERVOIRS IN THE FIELD STILL REQUIRE THESE DECALS IF THE ORIGINAL IS LOST OR DAMAGED.
2. MANUFACTURER'S PART NUMBERS ARE INCLUDED FOR REFERENCE ONLY. CONTACT MANUFACTURER FOR SERVICE OR REPLACEMENT.

- ITEM NOT ILLUSTRATED

When ordering, always specify Part Number, Description, and Serial Number of Aircraft

**PIPER AIRCRAFT, INC.
PA-34-220T
AIRPLANE PARTS CATALOG**

THIS PAGE INTENTIONALLY LEFT BLANK

PIPER AIRCRAFT, INC.
PA-34-220T
AIRPLANE PARTS CATALOG

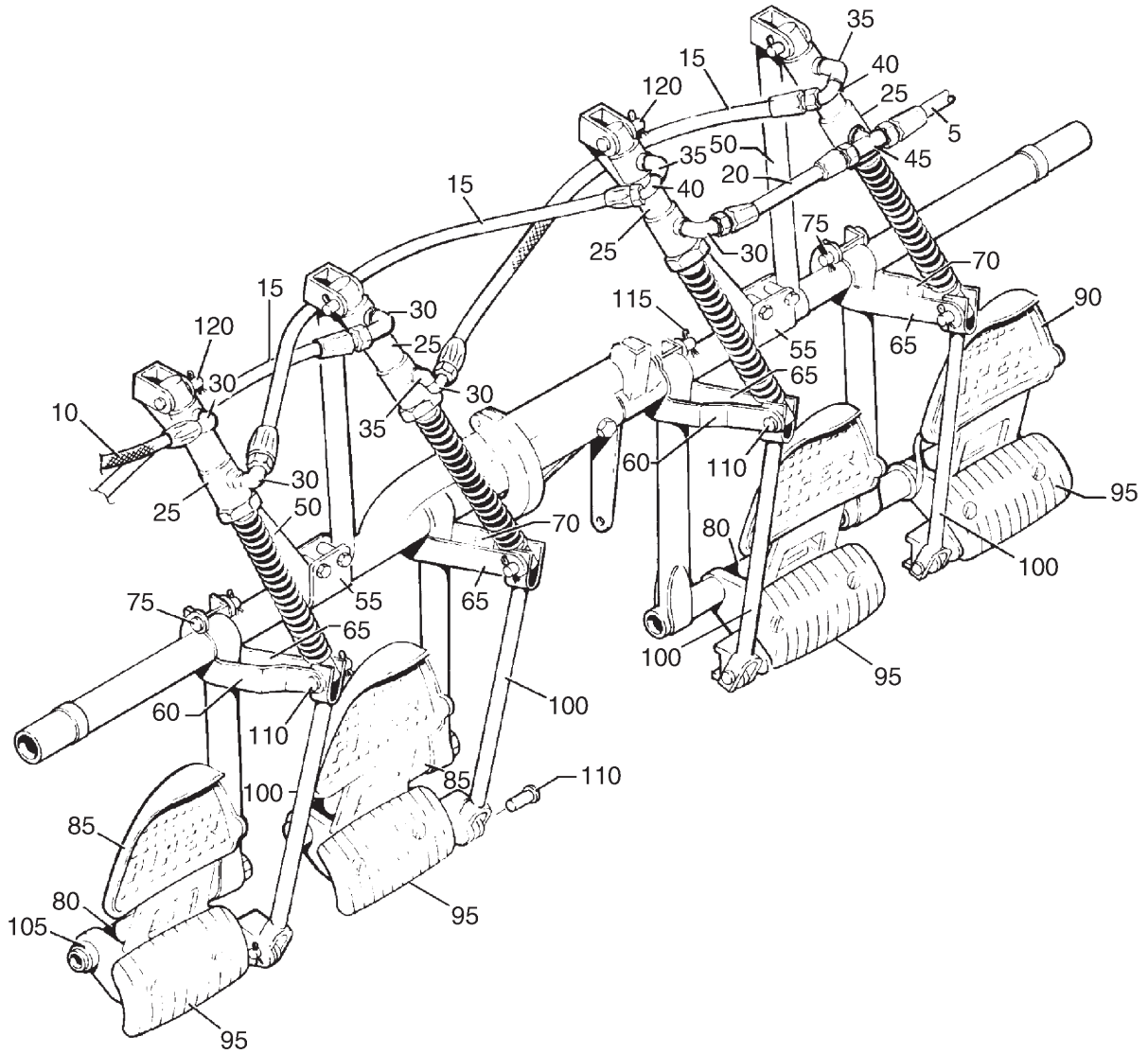


Figure 33. Toe Brake Installation

PIPER AIRCRAFT, INC.
PA-34-220T
AIRPLANE PARTS CATALOG

Figure and Index Number	Part Number	Nomenclature	No. Req.	Serial Numbers Affected
33-	36720 (M) 63481 (AF) 95391 (P)	DRAWING - Brake System Installation DRAWING - Master Cylinder Fitting Assy DRAWING - Rudder-Dual Toe Brake Bar Assy		
5	63901-031	HOSE ASSY - Flexible	1	
10	63901-009	HOSE ASSY - Flexible	1	
15	63901-029	HOSE ASSY - Flexible	3	
20	63901-128	HOSE ASSY - Flexible	1	
25	455-968	CYLINDER ASSY - Master (10-30) (See Figure 34 For Breakdown)	4	
30	458-894	ELBOW - (MS20822-4D)	5	
35	458-904	ELBOW - (AS4854D01)	3	
40	558-806	ELBOW - (MS20823-4D)	2	
45	691-220	TEE	1	
50	63464-005	BRACE ASSY - Toe Brake	2	
55	63468-000	BRACKET - Toe Brake	2	
-55A	400-444	BOLT - (AN3-13A)	4	
-55B	690-612	WASHER - (NAS1149F0363P)	4	
-55C	404-526	NUT - (MS21042-3)	4	
60	63469-000	ARM - Toe Brake	2	
65	63470-000	ARM - Toe Brake	4	
70	63469-001	ARM - Toe Brake	2	
75	424-357	PIN - Flat head (MS20392-2C39)	4	
80	63478-000	SPACER - Toe Pedal	4	
85	63485-000	PEDAL ASSY - Toe Brake - Left	2	
90	63485-001	PEDAL ASSY - Toe Brake - Right	2	
95	62867-002	* PAD ASSY - Brake Pedal	1	
100	79430-000	CLEVIS ASSY - Toe Brake	4	
105	453-714	BEARING - Brake Pedal	8	
110	424-175	PIN - Flat Head (MS20392-2C13) (See Note 1)	4	
-110A	690-612	WASHER - (NAS1149F0363P)	4	
-110B	424-051	COTTER PIN - (MS24665-132)	4	
115	424-181	PIN - Flat Head (MS20392-2C25)	4	
-115A	690-612	WASHER - (NAS1149F0363P)	4	
-115B	424-051	COTTER PIN - (MS24665-132)	4	
120	424-184	PIN - Flat Head (MS20392-2C31)	4	
-120A	690-612	WASHER - (NAS1149F0363P)	4	
-120B	424-051	COTTER PIN - (MS24665-132)	4	

NOTES:

1. PIPER CODE 424-176 (MS20392-2C15) MAY BE USED AS REQUIRED.

- ITEM NOT ILLUSTRATED

When ordering, always specify Part Number, Description, and Serial Number of Aircraft

PIPER AIRCRAFT, INC.
PA-34-220T
AIRPLANE PARTS CATALOG

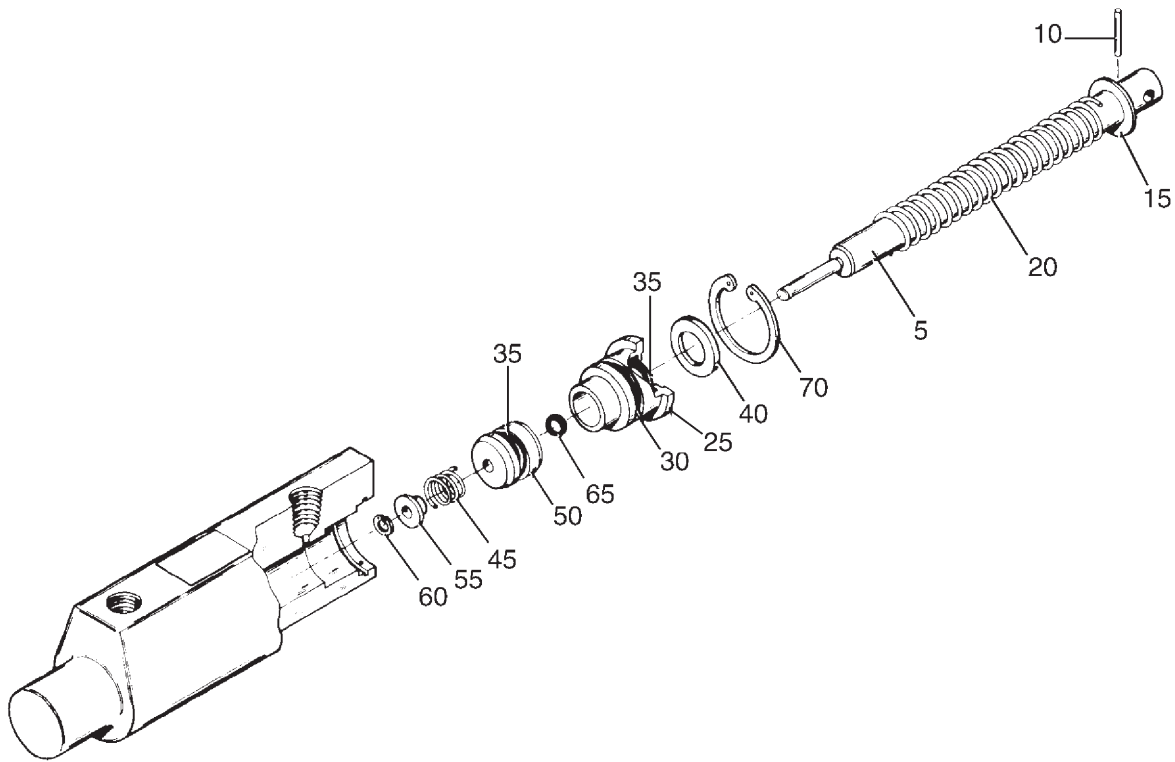


Figure 34. Toe Brake Master Cylinder Assembly

**PIPER AIRCRAFT, INC.
PA-34-220T
AIRPLANE PARTS CATALOG**

Figure and Index Number	Part Number	Nomenclature	No. Req.	Serial Numbers Affected
34-				
-1	455-968	CYLINDER ASSY - Master (10-30) (See Figure 33 For Next Higher Assy)	REF	
5	763-451	* PISTON ROD ASSY (182-22)	1	
10	757-318	** ROLL PIN - (MS16562-16)	1	
15	690-620	** WASHER - (NAS1149F0632P)	1	
20	756-118	** SPRING - (82-9)	1	
25	755-082	** GLAND - Packing (141-25)	1	
30	752-584	** O-RING - (MS28775-113)	1	
35	485-114	** O-RING - (MS28775-110)	2	
40	756-621	** WASHER - Wiper (095-1300)	1	
45	757-580	** SPRING - (082-021)	1	
50	763-450	** PISTON - (148-25)	1	
55	758-457	** BUSHING - (145-05800)	1	
60	762-586	** RING - Snap (155-48)	1	
65	484-675	** O-RING - (MS28775-006)	1	
70	762-587	* RING - Snap (155-04700)	1	

- ITEM NOT ILLUSTRATED

When ordering, always specify Part Number, Description, and Serial Number of Aircraft

**PIPER AIRCRAFT, INC.
PA-34-220T
AIRPLANE PARTS CATALOG**

THIS PAGE INTENTIONALLY LEFT BLANK

**SECTION V
CABIN EQUIPMENT GROUP**

PIPER AIRCRAFT, INC.
PA-34-220T
AIRPLANE PARTS CATALOG

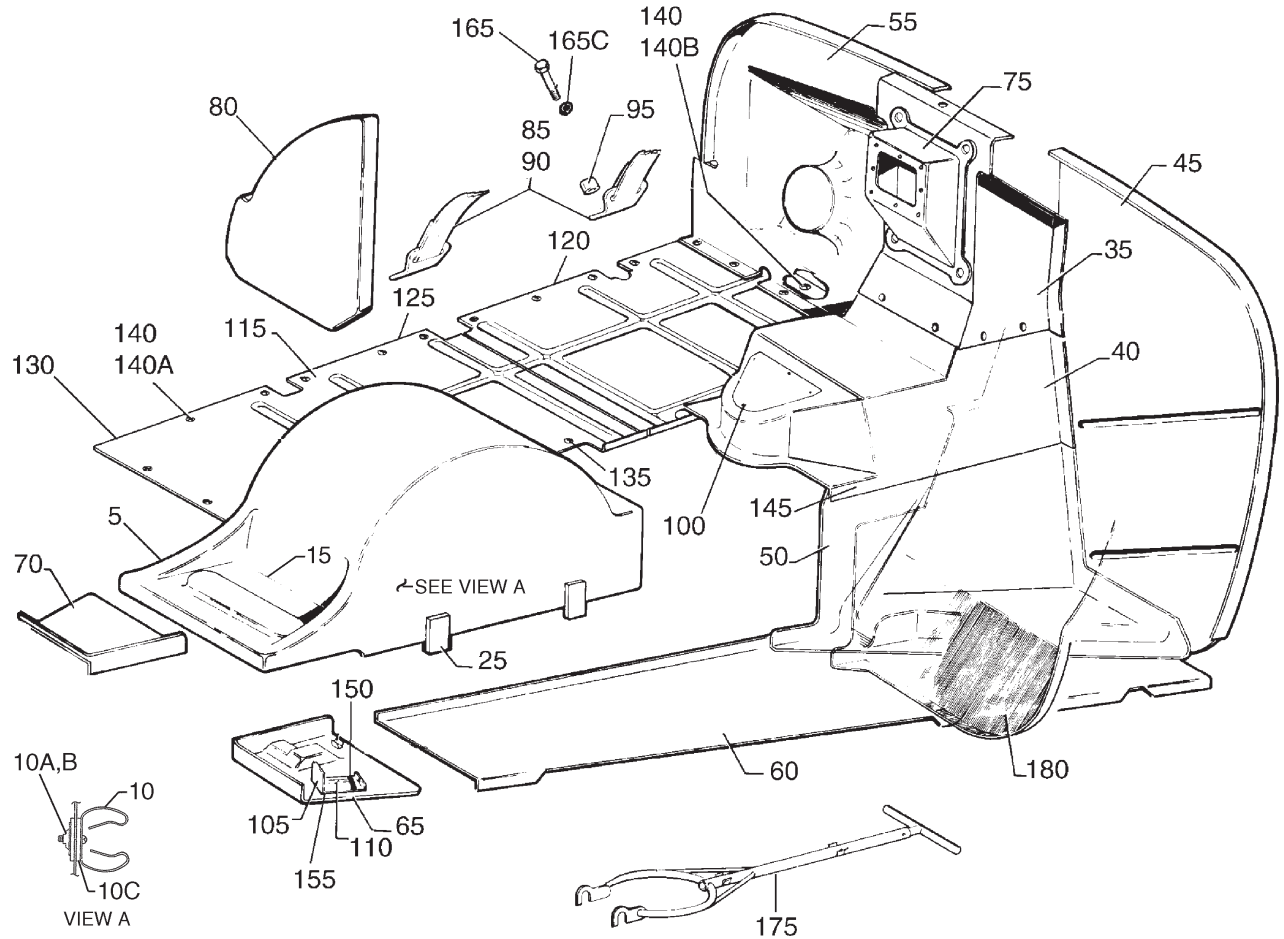


Figure 35. Forward Baggage Compartment Finishing Installation

PIPER AIRCRAFT, INC.
PA-34-220T
AIRPLANE PARTS CATALOG

Figure and Index Number	Part Number	Nomenclature	No. Req.	Serial Numbers Affected
35-	87271 87441 (F) 100780 (L)	DRAWING - Forward Baggage Compartment Finishing Installation DRAWING - Oxygen System Installation DRAWING - Oxygen System Installation		3447001 thru 3447029 3449001 and up
5	95739-000	COVER ASSY - Nose Wheel	1	
10	104187-003	* CLIP ASSY - Tow Bar	1	
10A	415-537	* SCREW - (MS35206-247)	1	
10B	477-809	* NUTPLATE - (MS21059L08)	1	
10C	99457-000	* SPACER - Tow Bar Clip	2	
15	96375-000	* SHEET - Rubber	1	
-20	-----	DELETED		
25	96318-003	* LATCH - Cover Assy	3	
-30	87274-002	PANEL ASSY - Baggage Compartment - Center	1	
35	87274-003	* PANEL - Baggage Compartment - Upper	1	
40	87274-004	* PANEL - Baggage Compartment - Lower	1	
45	87295-002	PANEL - Baggage Compartment - Upper Left (See Note 1)	1	
-45A	87295-003	PANEL - Baggage Compartment - Upper Left (See Note 2)	1	3447001 thru 3447029; 3449153 and up
50	96285-000	PANEL - Baggage Compartment - Lower Left (See Note 1)	1	
55	87296-002	PANEL - Baggage Compartment - Right	1	
60	96287-000	PANEL - Baggage Compartment Floor	1	
65	96463-000	DECK - Electrical Equipment - Left	1	
70	96464-002	DECK - Electrical Equipment - Right	1	
75	87299-002	COVER ASSY - Brake Reservoir Access	1	
80	96502-000	PANEL - Hydraulic Pump Protector	1	
85	66804-000	STRAP ASSY - Baggage Tie Down (tip end)	2	
90	66805-000	STRAP ASSY - Baggage Tie Down (buckle end)	2	
95	63900-147	BUSHING - Baggage Tie Down Strap	4	
-95A	63900-147	BUSHING - Baggage Tie Down Strap (See Note 3)	5	
100	95791-013	COVER - Baggage Compartment	1	
105	37793-002	PLATE ASSY - Oil Cooler Winterization	2	3447001 thru 3447029
-105A	37793-002	PLATE ASSY - Oil Cooler Winterization	4	3449001 and up
110	581-114	PLACARD - OIL COOLER WINTERIZATION PLATE ... (63408-000) (See Figure 104)	REF	
115	95742-000	DECK ASSY - Baggage	1	3449001 and up
120	89144-002	DECK ASSY - Baggage - Aft	1	3447001 thru 3447029
125	89348-002	DECK ASSY - Baggage - Mid	1	3447001 thru 3447029
130	89347-002	DECK ASSY - Baggage - Forward	1	3447001 thru 3447029
135	415-536	SCREW - (MS35206-246) (See Note 1)	56	3449001 thru 3449011
-135A	415-536	SCREW - (MS35206-246) (See Note 2)	40	3449001 thru 3449011
-135B	415-536	SCREW - (MS35206-246) (See Note 1)	66	3449012 and up
-135C	415-536	SCREW - (MS35206-246)	52	3449012 and up
140	419-918	SCREW - (8 x 1/2 Type B)	36	3447001 thru 3447029
140A	477-771	NUT - Nylon	14	3447001 thru 3447029
140B	406-334	NUT - (A1793-8Z-1)	18	3447001 thru 3447029
145	419-918	SCREW - (8 x 1/2 Type B)	3	
150	587-508	STRAP	1	
155	411-532	SCREW - (MS35207-263)	8	
-155A	406-706	NUT	8	

- ITEM NOT ILLUSTRATED

When ordering, always specify Part Number, Description, and Serial Number of Aircraft

PIPER AIRCRAFT, INC.
PA-34-220T
AIRPLANE PARTS CATALOG

Figure and Index Number	Part Number	Nomenclature	No. Req.	Serial Numbers Affected
35-				
-160	-----	DELETED		
165	401-266	BOLT - (AN3-5A) (See Note 1)	4	
-165A	400-440	BOLT - (AN3-6A) (See Notes 2 and 3)	1	
-165B	690-612	WASHER - (NAS1149F0363P)	4	
165C	690-605	WASHER - (Under Bolt Head) (62833-101) (0.56 O.D.)	4	
-165D	404-526	NUT - (MS21042-3)	4	
-170	-----	DELETED		
175	96331-000	TOW BAR ASSY	1	
180	87443-002	PANEL - Oxygen Cylinder Closeout	1	3447001 thru 3447029
-180A	101082-002	PANEL - Oxygen Cylinder Closeout (See Note 2)	1	3449001 and up
-180B	477-778	NUT - Rubber	17	3447001 thru 3447029
-180B	603-304	NUT	17	3449001 and up
-180C	415-536	SCREW - (MS35206-246)	17	3449001 and up
-180C	415-378	SCREW - (MS51957-45)	17	3447001 thru 3447029

NOTES:

1. USED ON AIRPLANES WITHOUT OXYGEN SYSTEM INSTALLED.
2. USED ON AIRPLANES WITH OXYGEN SYSTEM INSTALLED.
3. EXTRA BUSHING AND LONGER BOLT USED ON LEFT FORWARD BAGGAGE TIE DOWN STRAP ATTACH POINT ON AIRPLANES WITH OXYGEN SYSTEM INSTALLED.

- ITEM NOT ILLUSTRATED

When ordering, always specify Part Number, Description, and Serial Number of Aircraft

Revised: January 7, 2021

**PIPER AIRCRAFT, INC.
PA-34-220T
AIRPLANE PARTS CATALOG**

THIS PAGE INTENTIONALLY LEFT BLANK

PIPER AIRCRAFT, INC.
PA-34-220T
AIRPLANE PARTS CATALOG

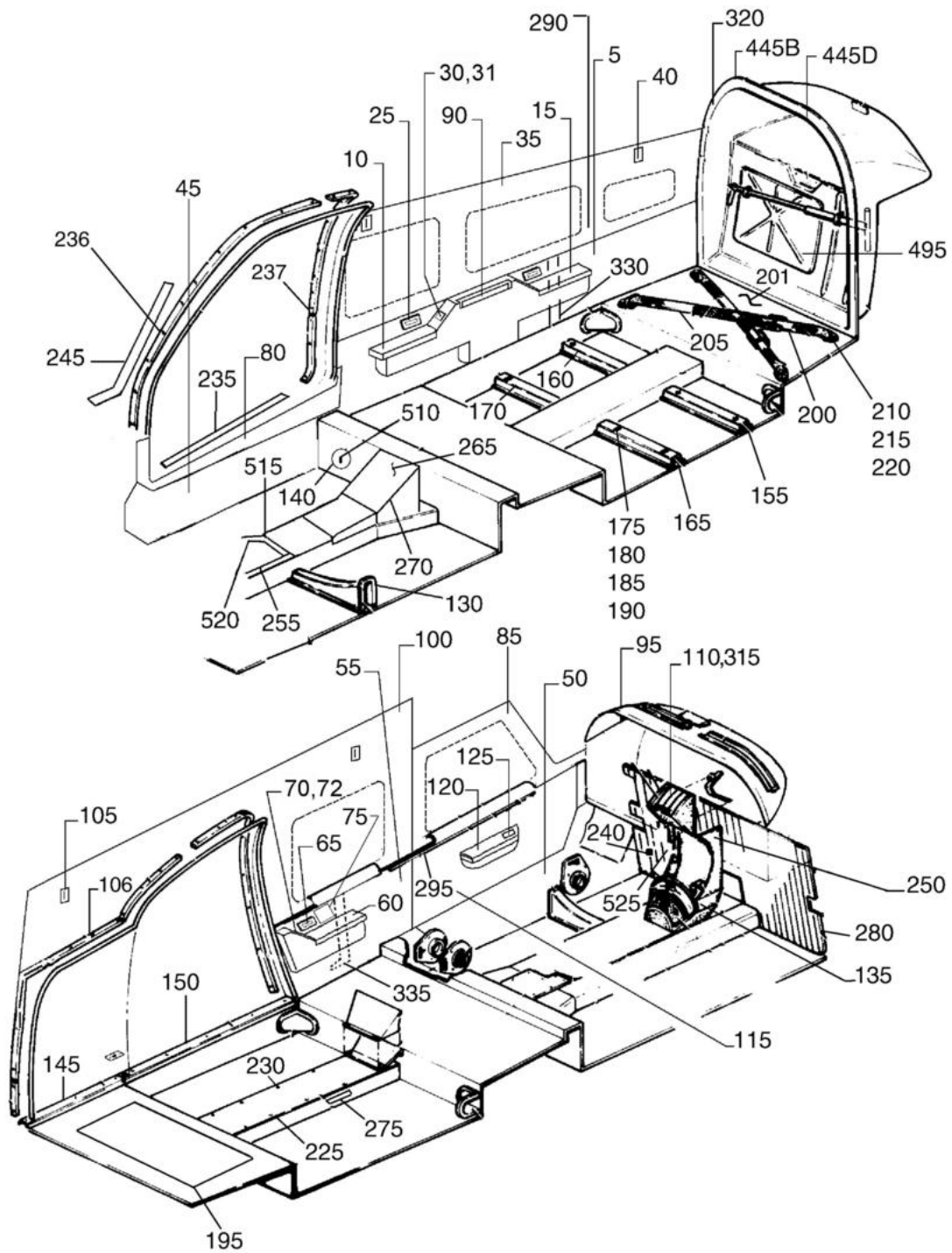


Figure 36. Cockpit Finishing Installation
 (Sheet 1 of 2)

PIPER AIRCRAFT, INC.
PA-34-220T
AIRPLANE PARTS CATALOG

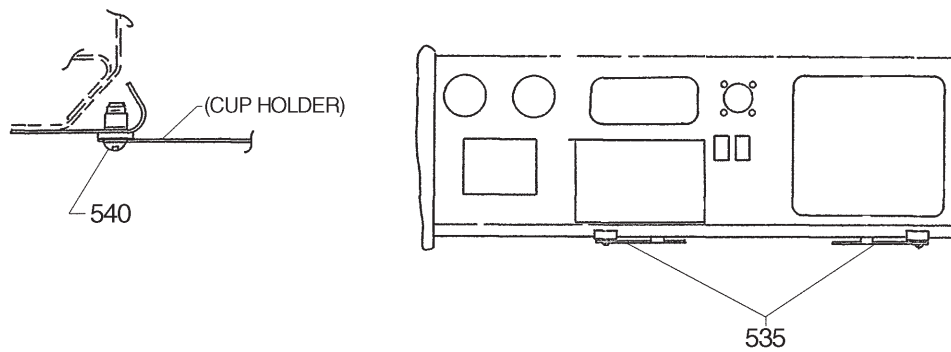
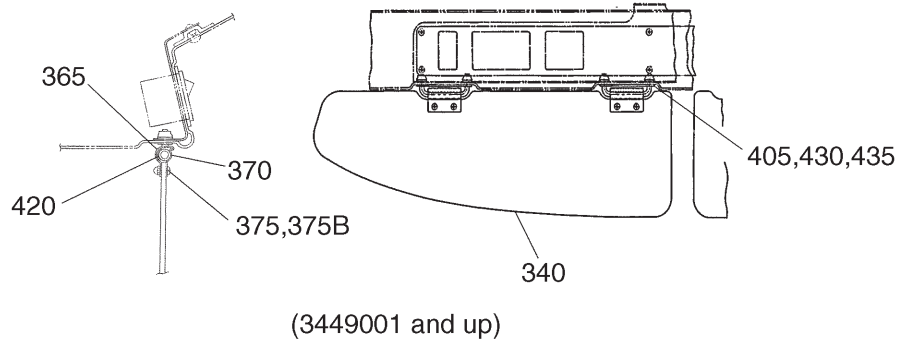
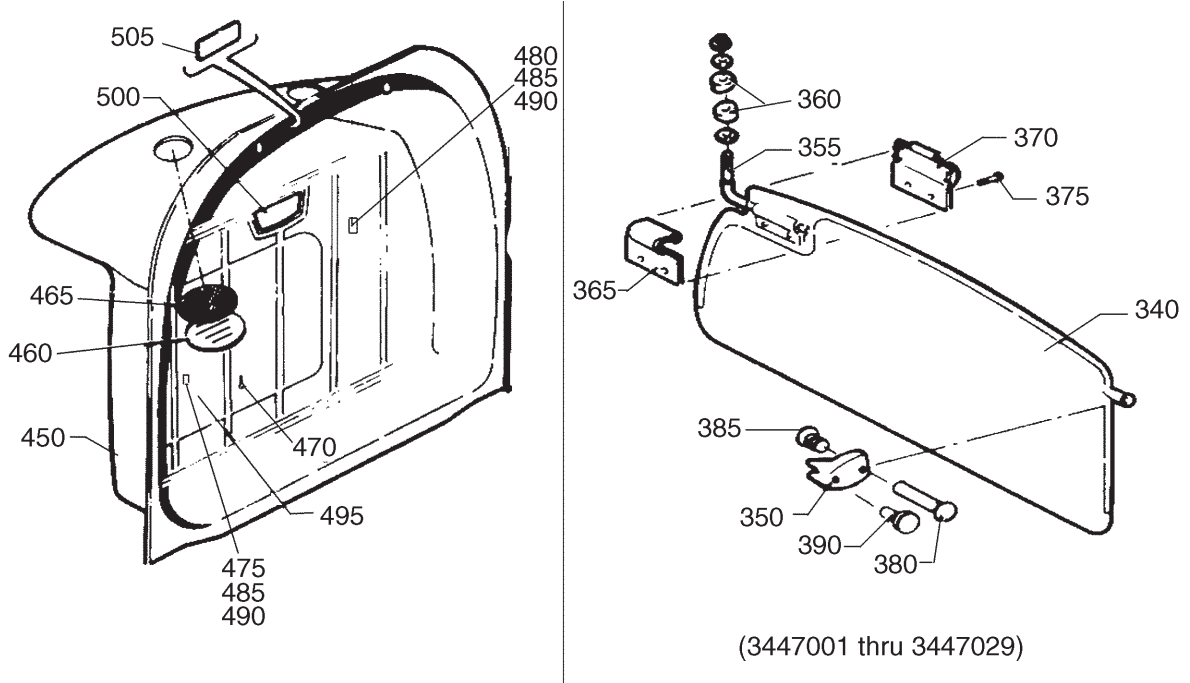


Figure 36. Cockpit Finishing Installation
 (Sheet 2 of 2)

PIPER AIRCRAFT, INC.
PA-34-220T
AIRPLANE PARTS CATALOG

Figure and Index Number	Part Number	Nomenclature	No. Req.	Serial Numbers Affected
36-	85200 (DD)	DRAWING - Interior Installation		
	85210 (CF)	DRAWING - Interior Details		
	101230 (N)	DRAWING - Interior Details		
	85366	DRAWING - Executive Writing Table, Details and Installation		
	87221	DRAWING - Sunvisor Installation		3447001 thru 3447029
	85458 (G)	DRAWING - Sunvisor Installation		3449001 and up
	87452 (E)	DRAWING - Crew Cup Holder Installation		3447013 thru 3447029; 3449001 and up
5	85210-040	PANEL ASSY - Lower Side - Right	1	3447001 thru 3447029
-5A	85210-269	PANEL ASSY - Lower Side - Right (See Note 1)	1	3449001 thru 3449478
-5A	85210-495	PANEL ASSY - Lower Side - Right	1	3449509 and up
-5A	85210-492	PANEL ASSY - Lower Side - Right	1	3449479 and up
-5B	85210-296	PANEL ASSY - Lower Side - Right (See Note 2)	1	3449001 and up
10	85210-060	* ARMREST ASSY (See Note 1)	1	
15	85210-059	* ARMREST ASSY (See Note 1)	1	
-20	85210-242	* ARMREST ASSY (See Note 2)	1	3449001 and up
25	584-402	* RECEPTACLE - Ashtray	2	3447001 thru 3447029
30	85210-006	* SWITCH ASSY - Light	2	3447001 thru 3447029, 3449001 thru 3449508
-30A	89908-002	** SWITCH ASSY	1	
-30B	683-307	** PLACARD - (Light Symbol) (69669-200) (See Figure 104)	REF	
-30C	85210-070	** COVER	1	
31	34F25A001-001	* PLATE ASSY - USB / Light Switch	2	3449509 and up
-31A	89908-002	** SWITCH ASSY	1	
-32	684-109	** TRANSFER - READING LIGHT (104349-065)	1	3449509 and up
-32A	684-111	** TRANSFER - USB (104349-067)	1	3449509 and up
-33	34F250001-001	** SWITCH PLATE - Cabin	1	3449509 and up
-34	602-678	** USB PORT - Dual	1	3449509 and up
-34A	34F250002-002	* DOUBLER ASSY	2	3449509 and up
-35	101230-012	PANEL ASSY - Upper Side - Right	1	3449001 and up
35	85210-012	PANEL ASSY - Upper Side - Right	1	3447001 thru 3447029
40	89567-005	* BEZEL - Seat Belt	2	3447001 thru 3447029
-40A	89567-015	* BEZEL - Seat Belt	2	3449001 and up
45	85210-148	PANEL ASSY - Cockpit Side - Lower Right	1	3447001 thru 3447029; 3449001 thru 3449164
-45A	101230-015	PANEL ASSY - Cockpit Side - Lower Right	1	3449165 and up
50	85210-147	PANEL ASSY - Cockpit Side - Lower Left	1	3447001 thru 3447029; 3449001 thru 3449164
-50A	101230-014	PANEL ASSY - Cockpit Side - Lower Left	1	3449165 and up
55	85210-084	PANEL ASSY - Lower Side - Left	1	3447001 thru 3447029
-55A	85210-252	PANEL ASSY - Lower Side - Left (See Note 1)	1	3449001 thru 3449458
-55B	85210-221	PANEL ASSY - Lower Side - Left (See Note 2)	1	3449001 thru 3449310, 3449312 thru 3449322, 3449324, 3449325 (without Entegra)
-55B	85210-477	PANEL ASSY - Lower Side - Left	1	3449311, 3449323, 3449326 and up (with Entegra)

- ITEM NOT ILLUSTRATED

When ordering, always specify Part Number, Description, and Serial Number of Aircraft

PIPER AIRCRAFT, INC.
PA-34-220T
AIRPLANE PARTS CATALOG

Figure and Index Number	Part Number	Nomenclature	No. Req.	Serial Numbers Affected
36-				
-55B	85210-497	PANEL ASSY - Lower Side - Left	1	3449509 and up
60	85210-059	* ARMREST ASSY (See Note 1)	1	
-60A	85210-242	* ARMREST ASSY (See Note 2)	1	3449001 and up
65	584-402	* RECEPTACLE - Ashtray (See Note 1)	1	
70	85210-006	* SWITCH ASSY - Light (See Note 1)	1	3447001 thru 3447029, 3449001 thru 3449508
-70A	85210-006	* SWITCH ASSY - Light (See Note 2)	2	3449001 thru 3449508
-71	89908-002	** SWITCH ASSY	1	
-71A	683-307	** PLACARD - (Light Symbol) (69669-200) (See Figure 104)	REF	
-71B	85210-070	** COVER	1	
72	34F25A001-002	* PLATE ASSY - Light Switch	1	3449509 and up
-72A	89908-002	** SWITCH ASSY	1	
-73	684-109	** TRANSFER - READING LIGHT (104349-065)	1	3449509 and up
-74	34F250001-002	** SWITCH PLATE - Cabin	1	3449509 and up
75	100590-015	* COVER PLATE ASSY	1	
-75A	100902-004	* SENSOR ASSY (See Note 1)	1	
80	85210-119	PANEL ASSY - Cockpit Side - Lower Right	1	
85	85210-216	PANEL ASSY - Cockpit Side - Upper Left	1	3447001 thru 3447029
-85A	85210-222	PANEL ASSY - Cockpit Side - Upper Left	1	3449001 and up
90	488-172	TABLE TOP	1	
-90A	85366-004	GUIDE - Forward	1	
-90B	85366-003	GUIDE - Aft	1	
95	85210-164	COVER ASSY - Cowl Deck	1	3447001 thru 3447029
95	85210-276	COVER ASSY - Cowl Deck	1	3449001 thru 3449310, 3449312 thru 3449322, 3449324, 3449325 (without Entegra/G600)
95	101759-004	COVER ASSY - Cowl Deck	1	3449311, 3449323, 3449326 and up (with Entegra)
95	101759-007	COVER ASSY - Cowl Deck	1	3449415 and up (with G600)
95	101759-009	COVER ASSY - Cowl Deck	1	3449459, 3449492 and up
-95A	85210-162	* COVER - Cowl Deck	1	3447001 thru 3447029
-95A	85210-277	* COVER - Cowl Deck	1	3449001 thru 3449310, 3449312 thru 3449322, 3449324, 3449325 (without Entegra/G600)
-95A	101759-005	* COVER - Cowl Deck	1	3449311, 3449323, 3449326 and up (with Entegra)
-95A	101759-008	* COVER - Cowl Deck	1	3449415 and up (with G600)
-95A	101759-010	* COVER - Cowl Deck	1	3449459, 3449492 and up
-95B	101759-006	* SCREEN	2	3449311, 3449323, 3449326 and up (with Entegra)
-95B	85326-008	* SCREEN	1	
-95C	455-002	CLIP	2	34499479 and up
100	85210-095	PANEL ASSY - Aft Cabin - Upper Left	1	3447001 thru 3447029

- ITEM NOT ILLUSTRATED

When ordering, always specify Part Number, Description, and Serial Number of Aircraft

PIPER AIRCRAFT, INC.
PA-34-220T
AIRPLANE PARTS CATALOG

Figure and Index Number	Part Number	Nomenclature	No. Req.	Serial Numbers Affected
36-				
-100A	101230-011	PANEL ASSY - Aft Cabin - Upper Left	1	3449001 and up
105	89567-005	* BEZEL - Seat Belt	2	3447001 thru 3447029
-105A	89567-015	* BEZEL - Seat Belt	2	3449001 and up
106	419-646	SCREW - (6 X 1/2 Sht Mt Type A)	9	3449001 and up
110	95808-014	COVER ASSY - Engine Control PA34	1	3447001 thru 3447029 3449001 thru 3449458
-110	95808-016	COVER ASSY - Engine Control	1	3449459, 3449467 and up
-110A	39595-004	* LIGHT ASSY	1	
-110B	36891-006	* COVER	1	
-110B	36891-008	* COVER	1	3449459, 3449467 and up
-110C	83371-002	* CLIP	1	
-110C	83371-003	* CLIP	1	3449459, 3449467 and up
-110D	519-900	* SCREW - (MS51862-4C)	2	
-110E	684-972	* DECAL - INCR PROP RPM DECR FEATHER (100700-088) (See Figure 104)	REF	
-110F	684-973	* DECAL - OPEN THROTTLE CLOSE (100700-089) (See Figure 104)	REF	
-110G	684-974	* DECAL - RICH MIXTURE LEAN (100700-090) (See Figure 104)	REF	
115	85210-108	PANEL ASSY - Cockpit Side - Lower Left	1	3447001 thru 3447029
-115A	85210-238	PANEL ASSY - Cockpit Side - Lower Left	1	3449001 thru 3449458
-115A	101230-022	PANEL ASSY - Cockpit Side - Lower	1	3449459, 3449467 and up
120	85210-076	* ARMREST ASSY - (with ashtray)	1	3447001 thru 3447029
-120A	85210-230	* ARMREST ASSY - (without ashtray)	1	3449001 and up
-120B	101230-025	* ARMREST ASSY	1	3449459, 3449467 and up
125	89548-014	* ASHTRAY	1	3447001 thru 3447029
130	66615-014	COVER ASSY	2	3447001 thru 3447029
-130	95893-020	COVER ASSY	1	3449001 and up
-130	95893-021	COVER ASSY	1	3449001 and up
135	63900-056	BUSHING - Cover to Tunnel	2	3447001 thru 3447029
140	65461-019	COVER ASSY - Sump Valve	1	
145	69189-000	SILL - Cargo Door - Aft	1	3447001 thru 3447029
-145A	101230-006	SILL - Cargo Door - Complete	1	3449001 and up
-145B	419-806	SCREW - (MS21207C6-8)	6	
150	69188-003	SILL - Cargo Door - Forward	1	3447001 thru 3447029
155	68090-016	CHANNEL - Seat Trim - Aft Left	1	
160	68090-017	CHANNEL - Seat Trim - Aft Right	1	
165	79681-002	CHANNEL - Seat Trim - Forward Left	1	
170	79681-003	CHANNEL - Seat Trim - Forward Right	1	
175	68094-003	PLATE - Seat Attachment	8	
180	68096-000	PLATE - Seat Attachment	8	
185	79781-002	PLATE ASSEMBLY - Seat Attachment	8	
190	415-536	SCREW - (MS35206-246)	32	
195	100893-002	COVER ASSY - Battery	1	3449001 and up
-195A	100893-003	COVER ASSY - Battery (Optional)	1	3449001 and up
-195B	100893-004	COVER ASSY - Battery (Optional)	1	3449001 and up
-195C	100893-005	COVER ASSY - Battery (Optional)	1	3449001 and up
200	66804-000	STRAP ASSY - Baggage Tie Down (tip)	2	
201	100893-015	COVER ASSY - Battery	1	3449269 thru 3449458
201A	100893-016	COVER ASSY - Battery	1	3449269 thru 3449458
201B	100893-017	COVER ASSY - Battery	1	3449269 thru 3449458
201C	100893-018	COVER ASSY - Battery	1	3449269 thru 3449458
201	100893-023	COVER ASSY - Battery	1	3449459, 3449467 and up
201	100893-024	COVER ASSY - Battery	1	3449459, 3449467 and up
-201A	100893-022	* COVER ASSY - Battery, Bonded	1	3449459, 3449467 and up
-201B	100893-021	** COVER ASSY - Battery, Fiberglass	1	3449459, 3449467 and up

- ITEM NOT ILLUSTRATED

When ordering, always specify Part Number, Description, and Serial Number of Aircraft

PIPER AIRCRAFT, INC.
PA-34-220T
AIRPLANE PARTS CATALOG

Figure and Index Number	Part Number	Nomenclature	No. Req.	Serial Numbers Affected
36-				
205	66805-000	STRAP ASSY - Baggage Tie Down (buckle)	2	
210	400-440	BOLT - (AN3-6A)	4	
215	62833-101	WASHER - (690-605) (0.56 O.D.)	4	
220	63900-147	BUSHING	4	
225	68415-000	PLATE - Tunnel Cover - Aft	1	
230	419-920	SCREW - (8x1/2 Type B, Truss Hd)	12	
235	65546-004	SILL - Forward Cabin Door	1	3447001 thru 3447029
-235A	101230-007	SILL - Forward Cabin Door	1	3449001 and up
-235B	419-806	SCREW - (MS21207C6-8)	5	
236	419-646	SCREW - (6 X 1/2 Sht Mt Type A)	3	3449001 and up
237	419-646	SCREW - (6 X 1/2 Sht Mt Type A)	4	3449001 and up
240	471-049	KNOB - Cowl Flap - (18875-7)	2	3449001 and up
245	85210-253	PANEL Trim - Windshield Post - Right	1	3447001 thru 3447029
-245A	85210-275	COVER ASSY - Canted Frame	1	3449001 thru 3449458
-245A	85210-485	COVER ASSY - Canted Frame	1	3449459, 3449467 and up
-245B	100864-002	TRIM CHANNEL - Windshield - Left	1	
-245C	85210-215	COVER - Visor Trim - Right	1	3447001 thru 3447029
-245D	85210-214	COVER - Visor Trim - Left	1	3447001 thru 3447029
250	37577-009	COVER ASSY - Console	1	3447001 thru 3447029 3449001 thru 3449458
-250	37577-011	COVER ASSY - Console	1	3449459, 3449467 and up
255	95950-009	COVER ASSY - Flap and Trim	1	
255	95950-008	COVER ASSY - Flap and Trim	1	3449487 and up
-255A	419-708	SCREW - (8 x 5/8)	2	3447001 thru 3447029; 3449001 thru 3449310, 3449312 thru 3449322, 3449324, 3449325 (without Entegra)
-255A	415-261	SCREW	2	3449311, 3449323, 3449326 and up (with Entegra)
-255B	494-004	WASHER	2	
-260	95181-000	PLATE - Tunnel Cover - Forward	1	
265	37556-003	CONTROL ASSY - Heater (See Figure 77 For Breakdown)	1	3447001 thru 3447029
-265A	37556-004	CONTROL ASSY - Heater (See Figure 77 For Breakdown)	1	3449001 and up
270	78320-015	COVER ASSY - Heater Control	1	3447001 thru 3447029
-270	78320-017	COVER ASSY - Heater Control	1	3449001 thru 3449486
-270	78320-019	COVER ASSY - Heater Control	1	3449487 and up
275	37165-054	OUTLET ASSY - Heat	6	
-275A	419-708	SCREW - (8 x 5/8)	16	3449001 and up
280	68495-000	BLANKET - Cabin	1	
280	68495-004	BLANKET - Cabin	1	3449459, 3449492 and up
-285	85365-002	EXTRUSION INSTALLATION	1	
290	189-151	* EXTRUSION - Right (23.75 ins.) (60.32cm)	1	
295	189-151	* EXTRUSION - Left (48.09 ins.) (1.22m)	1	
-300	189-152	* EXTRUSION - Upper (48 ins) (1.22m)	1	
305	85210-280	PANEL ASSY - Console Closeout (See Note 2)	1	3449001 and up
-310	-----	DELETED		
315	96718-002	KNOB - Air Control	2	3449001 and up
-315A	96718-003	KNOB - Air Control	2	3449001 and up
-315B	414-780	SCREW - (MS24693-S52)	2	3449001 and up
320	419-626	SCREW	16	
-320A	494-003	WASHER	16	

- ITEM NOT ILLUSTRATED

When ordering, always specify Part Number, Description, and Serial Number of Aircraft

PIPER AIRCRAFT, INC.
PA-34-220T
AIRPLANE PARTS CATALOG

Figure and Index Number	Part Number	Nomenclature	No. Req.	Serial Numbers Affected
36-				
-325	-----	DELETED		
330	100622-003	CHANNEL ASSY - Right (See Note 2)	2	3449001 and up
335	100622-002	CHANNEL ASSY - Left (See Note 2)	1	3449001 and up
340	37853-008	BLADE - Pilot - (Carolina) - Left	1	3447001 thru 3447029
340	85515-002	BLADE - Sun Visor - Left and Right	2	3449001 and up
-340A	37853-009	BLADE - Pilot - (Monterey) - Left	1	3447001 thru 3447029
-345	65866-003	BLADE - Co-Pilot - (Carolina) - Right (See Note 8)	1	3447001 thru 3447029
-345A	65866-005	BLADE - Co-Pilot - (Monterey) - Right (See Note 8)	1	3447001 thru 3447029
350	65865-000	RETAINER - Sun Visor	2	3447001 thru 3447029
355	65868-002	ROD - Sun Visor	2	3447001 thru 3447029
360	65869-000	BEARING - Sun Visor	4	3447001 thru 3447029
365	554-786	CLIP - Sun Visor (65870-000)	2	3447001 thru 3447029
365	654-206	CLIP - Sun Visor (65870-002)	4	3449001 and up
-365A	65870-003	CLIP - Sun Visor (Alternate Part For Item 365)	2	3447001 thru 3447029
370	554-787	CLIP - Sun Visor (65871-000)	2	3447001 thru 3447029
370	554-787	CLIP - Sun Visor (65871-000)	4	3449001 and up
-370A	65871-003	CLIP - Sun Visor (Alternate Part For Item 370)	2	3447001 thru 3447029
375	415-376	SCREW - (MS51957-27)	4	3447001 thru 3447029
375	415-376	SCREW - (MS51957-27)	8	3449001 and up
-375A	690-660	WASHER - (MS35335-30)	4	3447001 thru 3447029
-375B	477-696	NUT - Dome (8061-NP)	4	3447001 thru 3447029
-375B	477-696	NUT - Dome (8061-NP)	8	3449001 and up
380	36588-002	POST - Retainer	2	3447001 thru 3447029
385	36588-003	SCREW - Retainer	2	3447001 thru 3447029
390	484-691	RIVET - Plastic	2	3447001 thru 3447029
-395	-----	DELETED		
-400	-----	DELETED		
405	85448-005	BRACKET ASSY - Sun Visor	4	3449001 and up
-410	-----	DELETED		
-415	-----	DELETED		
420	65872-002	SHOE-FRICTION - Sun Visor	4	3449001 and up
-425	-----	DELETED		
430	690-609	WASHER - (NAS1149F0332P)	8	3449001 and up
435	406-443	NUT - (NAS679A3W)	8	3449001 and up
-440	-----	DELETED		
-445	79849-007	BULKHEAD ASSY - Aft Cabin (See Note 4)	1	3447001 thru 3447012
-445A	79849-008	BULKHEAD ASSY - Aft Cabin (See Note 5)	1	3447001 thru 3447012
445B	79849-012	BULKHEAD ASSY - Aft Cabin (See Note 4)	1	3447013 and up
-445C	79849-013	BULKHEAD ASSY - Aft Cabin (See Note 5)	1	3447013 thru 3447029; 3449001 and up
445D	79849-011	BULKHEAD ASSY - Aft Cabin (See Note 6)	1	3449001 thru 3449409, 3449411 thru 3449414, 3449420
445E	79849-020	BULKHEAD ASSY - Aft Cabin	1	3449410, 3449415 thru 3449419, 3449421 and up
450	79837-011	* HATSHELF ASSY (Use With Items 445, 445A OR 445D)	1	3447001 thru 3447012; 3449001 and up

- ITEM NOT ILLUSTRATED

When ordering, always specify Part Number, Description, and Serial Number of Aircraft

PIPER AIRCRAFT, INC.
PA-34-220T
AIRPLANE PARTS CATALOG

Figure and Index Number	Part Number	Nomenclature	No. Req.	Serial Numbers Affected
36-				
-450A	79837-013	* HAT SHELF ASSY (Use With Items 445B OR 455C)	1	3447013 thru 3447029
-455	79841-004	* EVAPORATOR ASSY (Use With Items 445 OR 445B) (See Note 7)	1	3447001 thru 3447029
-455A	79841-006	* EVAPORATOR ASSY (Use With Item 445D) (See Notes 6 and 7)	1	3449001 thru 3449409, 3449411 thru 3449414, 3449420
460	66788-014	* COVER (Use With Items 445A OR 445C)	2	3447001 thru 3447029; 3449094 and up
-460A	66788-013	* COVER (Use With Item 445C)	2	3449001 thru 3449093
465	96801-000	* SCREEN (Use With Items 445A OR 445C)	2	
470	419-625	* SCREW (Use With Items 445A OR 445C)	10	
-470A	494-003	* WASHER (Use With Items 445A OR 445C)	10	
475	104187-002	* CLIP ASSY - Tow Bar (Use With Item 445D)	1	3449001 and up
480	454-838	* CLIP - Tow Bar (Use With Item 445D)	1	3449001 and up
485	99457-000	* SPACER - Tow Bar Clip (Use With Item 445D)	2	3449001 and up
490	415-536	* SCREW (MS35206-246) (Use With Item 445D)	2	3449001 and up
495	79445-005	* DOOR ASSY - Aft Fuselage Access	1	
500	581-661	PLACARD - MAXIMUM BAGGAGE THIS COMPARTMENT 100 LBS. NO HEAVY OBJECTS ON HAT SHELF - (96272-000) (See Figure 104)	REF	3447001 thru 3447029; 3449311, 3449323, 3449326 thru 3449397 (with Entegra)
505	581-557	PLACARD - SOFT WEAR ONLY - (66787-000) Cabin Bulkhead (See Figure 104)	REF	
510	581-123	PLACARD - FUEL SYSTEM SUMP DRAIN INSIDE PUSH DOWN TO DRAIN - (65463-000) (See Figure 104)	REF	
515	583-393	PLACARD - NOSE L, N, NOSE R (35669-164) (See Figure 104)	REF	
520	581-689	PLACARD - D - N - UP - (581-689), Stabilator Trim - (67786-000) (See Figure 104)	REF	
525	583-451	PLACARD - ALT AIR OFF ON PULL TO UNLOCK - (35669-173) (See Figure 104)	REF	
-530	582-608	PLACARD - LEFT ENGINE - ON FUEL 61.5 GAL PER SIDE OFF X FEED - RIGHT ENGINE - (69669-113) (See Figure 104)	REF	3447001 thru 3447029
535	87451-004	HOLDER - Crew Cup (single & dual)	1	3449152 and up
535A	87451-005	HOLDER - Crew Cup (dual)	1	3449152 and up
540	411-532	SCREW - (MS35207-263) (See Note 9)	2	3447013 thru 3447029; 3449001 and up
-540A	690-609	WASHER - (NAS1149F0332P) (See Note 9)	2	3447013 thru 3447029; 3449001 and up
-540B	408-836	SPRING WASHER (See Note 9)	2	3447013 thru 3447029; 3449001 and up
-540C	87466-002	SPACER (See Note 9)	2	3447013 thru 3447029; 3449001 and up

- ITEM NOT ILLUSTRATED

When ordering, always specify Part Number, Description, and Serial Number of Aircraft

**PIPER AIRCRAFT, INC.
PA-34-220T
AIRPLANE PARTS CATALOG**

Figure and Index Number	Part Number	Nomenclature	No. Req.	Serial Numbers Affected
----------------------------------	----------------	--------------	-------------	----------------------------

36-

NOTES:

1. USED ON AIRPLANES WITH 6-SEAT INTERIOR.
2. USED ON AIRPLANES WITH 5-SEAT INTERIOR.
3. DELETED
4. USED ON AIRPLANES WITH AIR CONDITIONING INSTALLED.
5. USED ON AIRPLANES WITHOUT AIR CONDITIONING INSTALLED.
6. USED ON AIRPLANES WITH HFC-134A REFRIGERANT AIR CONDITIONING SYSTEM.
7. SEE FIGURE 80 FOR FURTHER BREAKDOWN.
8. OPAQUE - DUE TO BATCH VARIATIONS IN RAW MATERIAL COLORS, PIPER RECOMMENDS CHANGING VISOR BLADES IN PAIRS TO MAINTAIN THE COORDINATED APPEARANCE OF YOUR INTERIOR.
9. QUANTITY OF 1 USED ON SINGLE INSTALLATION.

- ITEM NOT ILLUSTRATED

When ordering, always specify Part Number, Description, and Serial Number of Aircraft

Reissued: February 21, 2020

**PIPER AIRCRAFT, INC.
PA-34-220T
AIRPLANE PARTS CATALOG**

THIS PAGE INTENTIONALLY LEFT BLANK

PIPER AIRCRAFT, INC.
PA-34-220T
AIRPLANE PARTS CATALOG

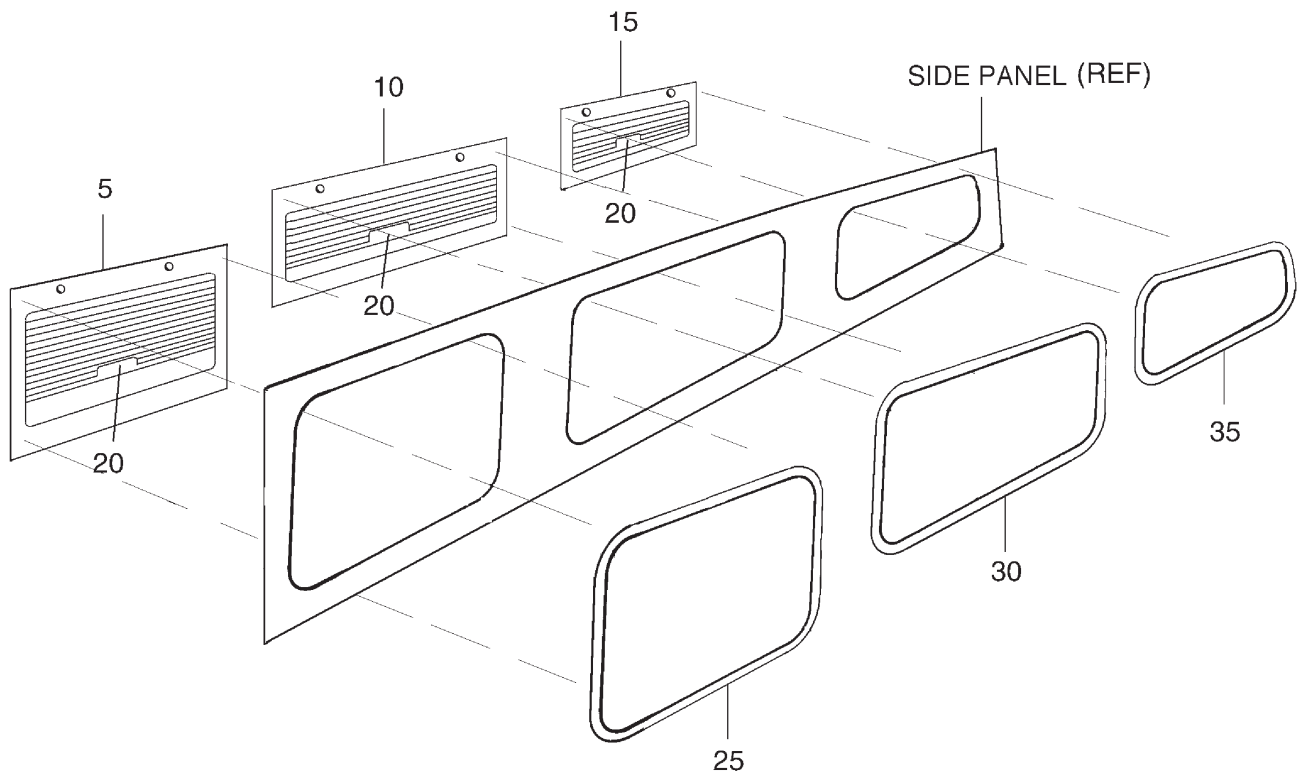


Figure 37. Window Shades and Reveals Installation

PIPER AIRCRAFT, INC.
PA-34-220T
AIRPLANE PARTS CATALOG

Figure and Index Number	Part Number	Nomenclature	No. Req.	Serial Numbers Affected
37-	85200 (DD) 100836 (F)	DRAWING - Interior Installation DRAWING - Window Shade Assy and Installation		
5	100836-004	SHADE ASSY - Forward Right (When ordering, specify color)	1	
-5A	100836-022	SHADE ASSY - Forward Right (When ordering, specify color)	1	
-5B	100836-003	SHADE ASSY - Forward Left (When ordering, specify color)	1	
-5C	100836-021	SHADE ASSY - Forward Left (When ordering, specify color)	1	
10	100836-006	SHADE ASSY - Center Right (When ordering, specify color)	1	
-10A	100836-024	SHADE ASSY - Center Right (When ordering, specify color)	1	
-10B	100836-005	SHADE ASSY - Aft Cabin Door (When ordering, specify color)	1	
-10C	100836-023	SHADE ASSY - Aft Cabin Door (When ordering, specify color)	1	
15	100836-008	SHADE ASSY - Aft Right (When ordering, specify color)	1	
-15A	100836-026	SHADE ASSY - Aft Right (When ordering, specify color)	1	
-15B	100836-007	SHADE ASSY - Cargo Door (When ordering, specify color)	1	
-15C	100836-025	SHADE ASSY - Cargo Door (When ordering, specify color)	1	
20	100836-027	* HANDLE - Shade Assy	1	
25	85210-202	REVEAL - Forward Right and Left	2	
30	85210-203	REVEAL - Center Right	1	
-30A	85210-206	REVEAL - Aft Cabin Door	1	
35	85210-204	REVEAL - Aft Right	1	
-35A	85210-205	REVEAL - Cargo Door	1	

- ITEM NOT ILLUSTRATED

When ordering, always specify Part Number, Description, and Serial Number of Aircraft

PIPER AIRCRAFT, INC.
PA-34-220T
AIRPLANE PARTS CATALOG

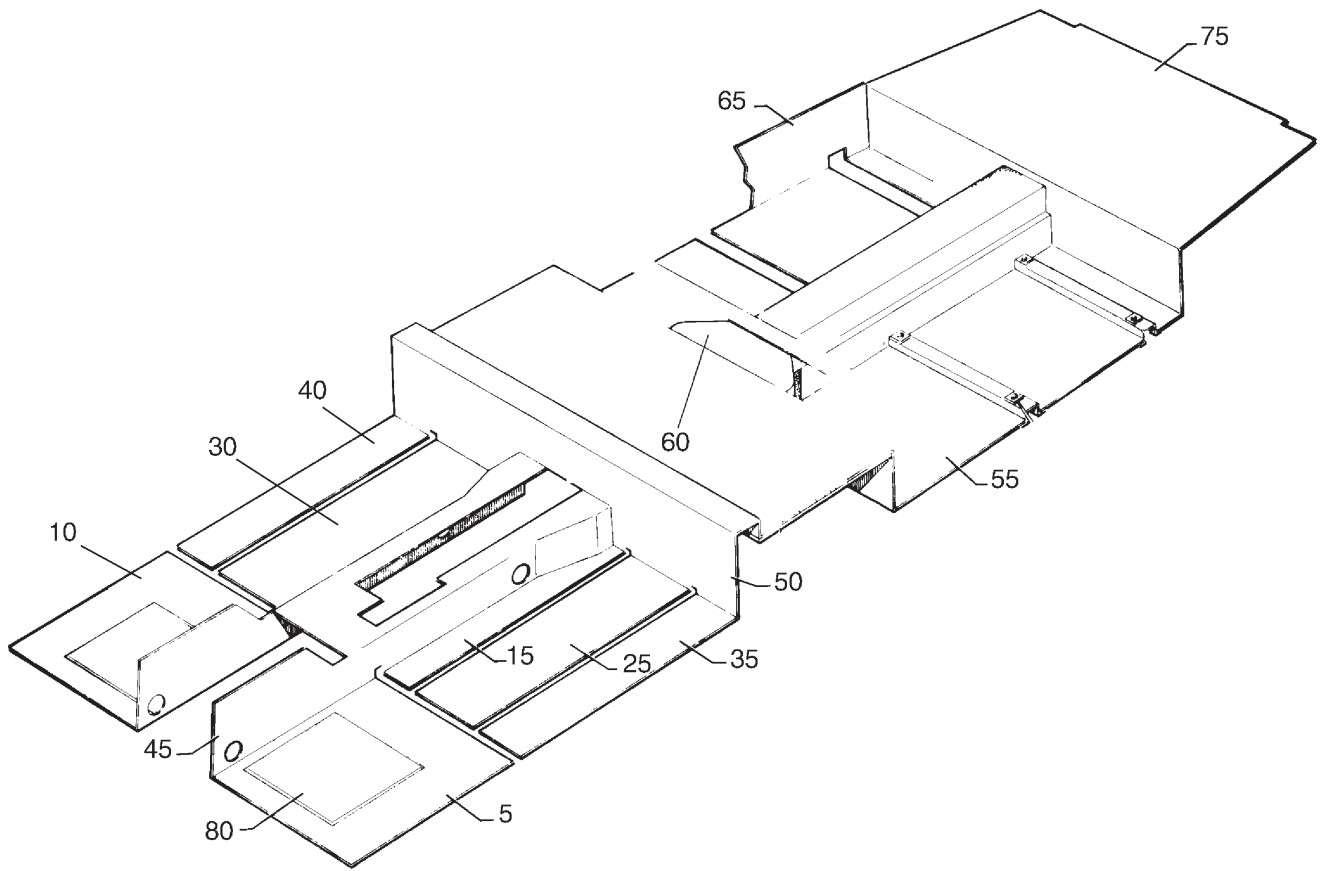


Figure 38. Carpet Installation

**PIPER AIRCRAFT, INC.
PA-34-220T
AIRPLANE PARTS CATALOG**

Figure and Index Number	Part Number	Nomenclature	No. Req.	Serial Numbers Affected
38-	69845 (AN)	DRAWING - Carpet Installation		
NOTE: SPECIFY COLOR OF CARPET SECTIONS WHEN ORDERING.				
5	85210-284	CARPET ASSY - Forward, Left	1	
10	85210-285	CARPET ASSY - Forward, Right	1	
15	85210-024	CARPET ASSY - Forward Inboard, Left	1	
-20	85210-025	CARPET ASSY - Forward Inboard, Right	1	
25	85210-026	CARPET ASSY - Forward Center, Left	1	
30	85210-027	CARPET ASSY - Forward Center, Right	1	
35	85210-028	CARPET ASSY - Forward Outboard, Left	1	
40	85210-029	CARPET ASSY - Forward Outboard, Right	1	
45	85210-137	CARPET ASSY - Forward Tunnel	1	
50	85210-283	CARPET ASSY - Spar Box	1	
55	85210-135	CARPET ASSY - Aft, Left and Right	1	3447001 thru 3447029 3449001 thru 3449458 3449459, 3449467 and up
55	107325-002	CARPET ASSY - Rear	1	
60	85210-141	COVER ASSY - Duct	1	
65	79680-003	CARPET ASSY - Aft Outboard, Right	1	
-70	79680-002	CARPET ASSY - Aft Outboard, Left	1	
75	85210-271	CARPET ASSY - Aft - (without EFIS)	1	
75	85210-268	CARPET ASSY - Aft - (with EFIS)	1	
80	68611-000	PLATE - Heel	1	
-85	289-795	HOOK - (Velcro)	AR	

- ITEM NOT ILLUSTRATED

When ordering, always specify Part Number, Description, and Serial Number of Aircraft

PIPER AIRCRAFT, INC.
PA-34-220T
AIRPLANE PARTS CATALOG

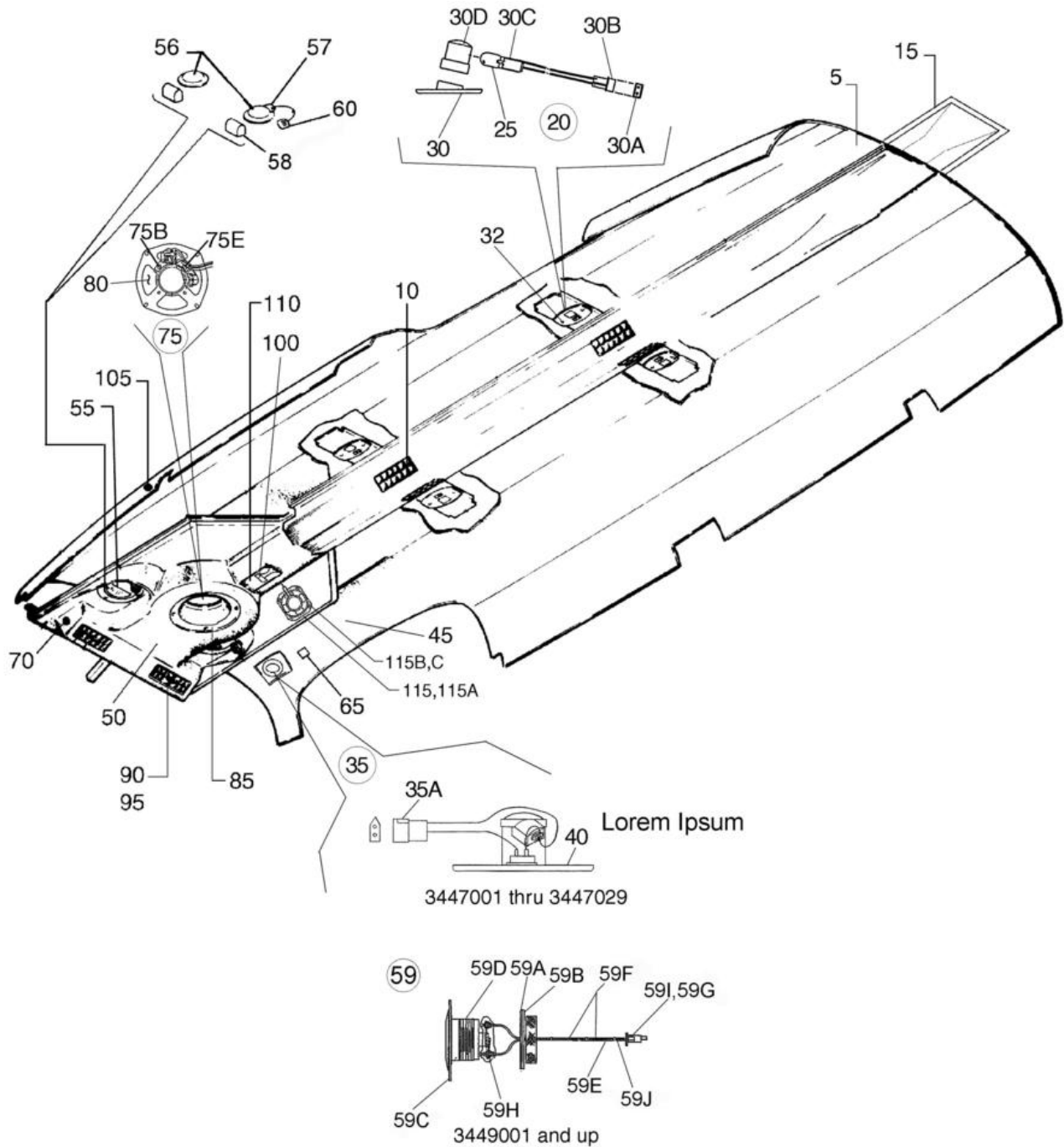


Figure 39. Forward Fresh Air Duct and Headliner Installation

PIPER AIRCRAFT, INC.
PA-34-220T
AIRPLANE PARTS CATALOG

Figure and Index Number	Part Number	Nomenclature	No. Req.	Serial Numbers Affected
39-	85200 (DD) 37874 (Z) 69988 (L) 84289 (E)	DRAWING - Interior Installation DRAWING - Courtesy Lights Installation DRAWING - Fresh Air Duct Installation DRAWING - Speaker Installation		3447001 thru 3447029 3449001 and up
5	85210-092	PANEL ASSY - Headliner	1	3447001 thru 3447029
5	85210-182	PANEL ASSY - Headliner (See Note 1)	1	3449001 thru 3449478
5	85210-177	PANEL ASSY - Headliner (See Note 2)	1	3449001 thru 3449478
5	85210-487	PANEL ASSY - Headliner	1	3449479 and up
5	85210-488	PANEL ASSY - Headliner	1	3449479 and up
10	473-195	* LOUVER ASSY	4	3447001 thru 3447029
10	473-700	* LOUVER ASSY	4	3449001 and up
15	85210-220	CLOSEOUT PANEL - Headliner	1	3447001 thru 3447029
15	85210-189	CLOSEOUT PANEL - Headliner	1	3449001 and up
20	85311-004	LIGHT ASSY - Reading	3	3447001 thru 3447029
20	85311-005	LIGHT ASSY - Reading	3	3449001 and up
25	472-027	* LAMP	1	
30	85310-002	* BEZEL	1	3447001 thru 3447029
30	85310-003	* BEZEL	1	3449001 and up
30A	480-656	* PIN	2	
30B	582-692	* CAP	1	
30C	683-502	* LAMP HOLDER	1	
30D	558-300	* CUP & LENS ASSY	1	
32	419-806	SCREW - (MS21207C6-8)	6	
35	37871-008	LIGHT ASSY - Courtesy	1	3447001 thru 3447012
35	37871-010	LIGHT ASSY - Courtesy	1	3447013 thru 3447029
35A	581-433	* PLUG	1	
-35B	488-555	* TERMINAL	2	
-35B	588-501	* TERMINAL - (alternate)	2	
40	572-611	* LAMP ASSY	1	
45	78731-017	OVERHEAD ASSY - Forward - Fresh Air Vent	1	3447001 thru 3447012
45	78731-018	OVERHEAD ASSY - Forward - Fresh Air Vent	1	3447013 thru 3447020
45	78731-019	OVERHEAD ASSY - Forward - Fresh Air Vent	1	3447021 thru 3447029
45	83396-006	OVERHEAD ASSY - Panel (See Note 1)	1	3449001 and up
45	83396-007	OVERHEAD ASSY - Panel (See Note 2)	1	3449001 and up
50	85210-160	* PANEL ASSY - Headliner	1	3447001 thru 3447012
50	85210-218	* PANEL ASSY - Headliner	1	3447013 thru 3447020
50	85210-246	* PANEL ASSY - Headliner	1	3447021 thru 3447029
50	85210-198	* PANEL ASSY - Headliner (See Note 1)	1	3449001 and up
50	85210-199	* PANEL ASSY - Headliner (See Note 2)	1	3449001 and up
-50A	85210-200	** PANEL	1	3449001 ad up
55	87396-003	* LIGHT ASSY - Overhead	2	3447001 thru 3447012
55	87396-005	* LIGHT ASSY - Overhead	2	3447013 thru 3447029
55	95229-006	* LIGHT AND DIMMER ASSY - Overhead	2	3449001 and up
56	572-610	** LIGHT ASSY - Panel	2	
57	95228-003	** DIMMER - Overhead Light	1	
58	84264-005	** LIGHT ASSY - Map	2	
59	89875-005	* LIGHT ASSY - Courtesy	1	3449001 and up
59A	187-311	** WASHER - Neoprene (black) sheet	1	
59B	187-901	** WASHER - Plastic (46900-647)	1	

- ITEM NOT ILLUSTRATED

When ordering, always specify Part Number, Description, and Serial Number of Aircraft

PIPER AIRCRAFT, INC.
PA-34-220T
AIRPLANE PARTS CATALOG

Figure and Index Number	Part Number	Nomenclature	No. Req.	Serial Numbers Affected
39-				
59C	186-437	** BEZEL	AR	
59D	572-662	** FLOODLIGHT	1	
59E	89875-004	** HARNESS	1	
59F	153-633	*** WIRE	AR	
59G	582-692	*** SOCKET - receptacle	1	
59H	488-401	*** TERMINAL	2	
59I	480-656	*** PIN	2	
59J	488-701	*** TY-WRAP - (MS3367-7-9)	AR	
-59K	89875-004	* HARNESS	1	3449001 and up
60	571-136	* KNOB - (PS10067-4-1)	2	
-60A	407-730	* WASHER - (MS35333-42)	2	3449001 and up
-60B	690-620	* WASHER - (NAS1149F0632P)	2	3449001 and up
65	89908-003	* SWITCH ASSY - Courtesy Light	1	3449001 and up
70	571-136	* KNOB - Overhead Light Dimmer	2	
75	99820-003	* SPEAKER ASSY - Overhead panel	1	3447001 thru 3447029
-75A	585-015	** SPEAKER	1	
75B	415-518	** SCREW - (MS35206-228)	1	
-75C	690-660	** WASHER - (MS35335-30)	1	
-75D	406-428	** NUT - (C8095-632-3B)	1	
75E	654-221	** CLAMP	1	
-75F	415-518	** SCREW - (MS35206-228)	1	
-75G	690-660	** WASHER (under head) - (MS35335-30)	1	
-75H	406-428	** NUT - (C8095-632-3B)	1	
80	68441-000	* BAFFLE - Speaker	1	3447001 thru 3447012
80	68441-002	* BAFFLE - Speaker	1	3447013 thru 3447029
85	68440-000	* RING - Speaker	1	3447001 thru 3447012
85	68440-002	* RING - Speaker	1	3447013 thru 3447029
-85A	414-783	* SCREW - (MS24693-C51)	4	
90	473-195	* LOUVER	2	3447001 thru 3447029
-90A	461-391	* FRAME - Louver	2	3447001 thru 3447029
95	406-424	* NUT - (C2733-040-4)	8	3447001 thru 3447029
-95A	407-041	* LOCKWASHER - (MS35338-41)	8	3447001 thru 3447029
100	653-640	CABLE ASSY (See Figure 78) (See Note 1)	REF	3447001 thru 3447029
100	653-643	CABLE ASSY (See Figure 78) (See Note 1)	REF	3449001 and up
105	99790-000	PAD	1	3449001 and up
-105A	419-641	SCREW - (4X1/2, Type A, Truss Hd) (See Note 1)	1	3449001 and up
110	582-457	PLACARD - CABIN AIR PULL OFF (69669-077) (See Figure 104)	REF	
115	85430-002	SPEAKER ASSY - 4 inch	2	3449001 and up
115A	487-192	* SPEAKER	2	3449001 and up
115B	520-045	SCREW - (MS51861-34)	8	3449001 and up
115C	406-447	CLIP NUT - (NAS395-14-3)	8	3449001 and up

NOTES:

1. USED ON AIRPLANES WITHOUT AIR CONDITIONING.
2. USED ON AIRPLANES WITH AIR CONDITIONING.

- ITEM NOT ILLUSTRATED

When ordering, always specify Part Number, Description, and Serial Number of Aircraft

**PIPER AIRCRAFT, INC.
PA-34-220T
AIRPLANE PARTS CATALOG**

THIS PAGE INTENTIONALLY LEFT BLANK

PIPER AIRCRAFT, INC.
PA-34-220T
AIRPLANE PARTS CATALOG

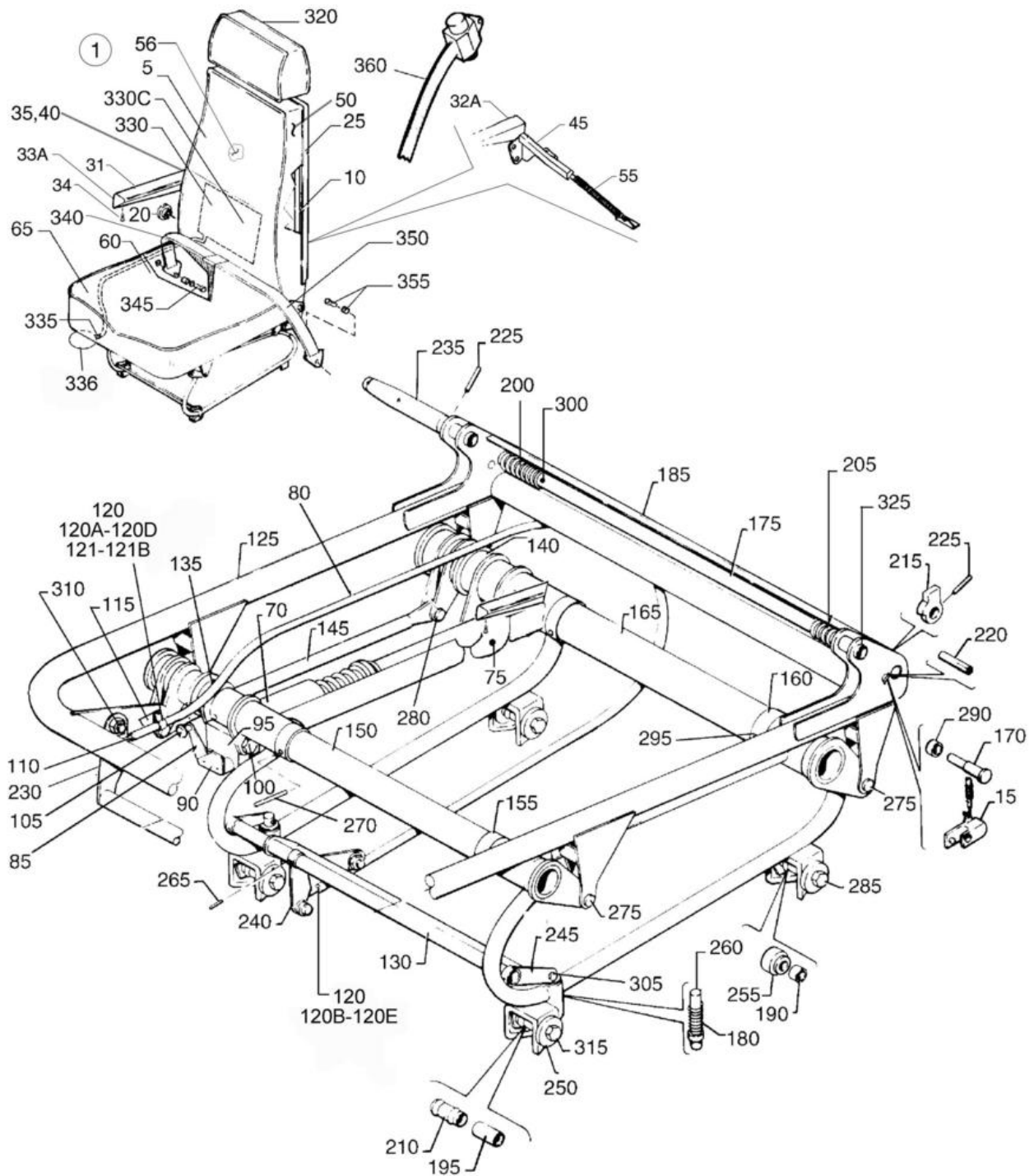


Figure 40. Front Seats Installation

PIPER AIRCRAFT, INC.
PA-34-220T
AIRPLANE PARTS CATALOG

Figure and Index Number	Part Number	Nomenclature	No. Req.	Serial Numbers Affected
40-	78087 (AY) 78354 (AD) 02585 (G)	DRAWING - Seats Installation DRAWING - Shoulder Harness Installation DRAWING - Lumbar Installation (Crew Seats)		
1	89026-004	SEAT ASSY - Adjustable Front - Left	1	3447001 thru 3447029
1	89026-012	SEAT ASSY - Adjustable Front - Left	1	3449001 and up
-1A	89026-005	SEAT ASSY - Adjustable Front - Right	1	3447001 thru 3447029
-1A	89026-013	SEAT ASSY - Adjustable Front - Right	1	3449001 and up
5	89023-010	* BACK ASSY - Front Seat - Left	1	3447001 thru 3447029
5	85514-004	* BACK ASSY - Front Seat - Left	1	3449001 and up
-5A	89023-011	* BACK ASSY - Front Seat - Right	1	3447001 thru 3447029
-5A	85514-005	* BACK ASSY - Front Seat - Right	1	3449001 and up
10	79555-000	** FRAME ASSY - Seat Back - Left	1	3447001 thru 3447029
10	79555-012	** FRAME ASSY - Seat Back - Left	1	3449001 and up
-10A	79555-001	** FRAME ASSY - Seat Back - Right	1	3447001 thru 3447029
-10A	79555-013	** FRAME ASSY - Seat Back - Right	1	3449001 and up
-10B	89979-011	*** CLIP	1	
15	99718-005	*** STOP ASSY - Seat Latch - Right	1	
20	79554-002	** KNOB - Seat Back Release - Right	1	
25	89023-013	** COVER - Seat Back	1	
-30	101250-005	** ARMREST ASSY COMPLETE - Left	1	3449001 and up
-30A	101250-004	** ARMREST ASSY COMPLETE - Right	1	3449001 and up
31	89984-004	*** COVER ASSY (Top cap - short)	1	
-32	101251-002	*** ARMREST ASSY - Right (short)	1	
32A	101251-003	*** ARMREST ASSY - Left (short)	1	
-33	101252-006	*** COVER ASSY - Left (short armrest) (Specify color when ordering)	1	
33A	101252-007	*** COVER ASSY - Right (short armrest) (Specify color when ordering)	1	
34	415-520	*** SCREW - (MS35206-230)	3	
35	104122-004	** DISK - Armrest	1	3449001 and up
40	104124-002	** WASHER	2	3449001 and up
-40A	410-035	** SCREW - (MS24694-S53)	2	3449001 and up
45	104121-002	** SLIDE ASSY - Left	1	3449001 and up
-45A	104121-003	** SLIDE ASSY - Right	1	3449001 and up
50	455-738	** CUSHION - CLUB	1	3449001 and up
50	104900-002	** CUSHION - (455-768)	1	3449001 and up
55	461-936	** SPRING	1	3449001 and up
56	553-775	** BUTTON - (PRGBK223)	2	
-56A	494-291	** WASHER	2	
-56B	66534-000	** ANCHOR WIRE	1	
60	89026-008	* BOTTOM ASSY - Front Seat - Left	1	
-60A	89026-009	* BOTTOM ASSY - Front Seat - Right	1	
65	89023-012	** COVER - Seat Bottom	1	
-65A	104902-002	** CUSHION - (455-770)	1	
-65A	455-742	** CUSHION - (MF9900-05)	1	
70	587-404	** GAS SPRING - Seat Adjustment	1	
75	400-907	** BOLT (AN24-17A) - Gas Spring Mount	1	
-75B	690-613	** WASHER (NAS1149F0432P) - Gas Spring Mount	1	
-75C	95061-172	** BUSHING - Gas Spring Mount	1	
-75D	404-530	** NUT - Gas Spring Mount (MS21042-4)	1	
80	554-422	** CABLE ASSY - Control	1	
85	89977-007	** CONTROL ARM - Seat Adjustment	1	
90	411-537	** SCREW - (MS35207-268)	2	
-90A	690-612	** WASHER - (NAS1149F0363P)	2	
-90B	494-285	** WASHER - Retainer	2	

- ITEM NOT ILLUSTRATED

When ordering, always specify Part Number, Description, and Serial Number of Aircraft

PIPER AIRCRAFT, INC.
PA-34-220T
AIRPLANE PARTS CATALOG

Figure and Index Number	Part Number	Nomenclature	No. Req.	Serial Numbers Affected
40-				
-90C	406-443	** NUT - (NAS679A3W)	2	
95	37902-006	** ADAPTER - Seat Adjustment	1	
100	400-437	** BOLT (AN3-3A) - Adapter	2	
-100A	95061-109	** BUSHING - Adapter	2	
105	471-084	** KNOB - Control Arm - (533 - Black)	1	
-105A	411-538	** SCREW (MS35207-269) - Knob Attachment	1	
-105B	690-659	** WASHER (MS35333-107) - Knob Attachment	1	
-105C	82695-089	** BUSHING - Knob Attachment	1	
110	67533-000	** SPRING - Cable	1	3449001 and up
115	76356-002	** PLATE - Cable Support	1	3449001 thru 3449506
115	76356-003	** PLATE - Cable Support	1	3449507 and up
120	454-887	** CLAMP - (PS10017-1-3)	4	
120A	411-533	** SCREW - (MS35207-264)	1	
120B	411-532	** SCREW - (MS35207-263)	2	
120C	690-609	** WASHER - (NAS1149F0332P)	2	
120D	690-612	** WASHER - (NAS1149F0363P)	4	
120E	406-443	** NUT - (NAS679A3W)	2	
121	411-533	** SCREW - (MS35207-264)	1	3449001 thru 3449506
121A	411-534	** SCREW - (MS35207-265)	1	3449507 and up
121B	404-526	** NUT - (MS21042-3)	1	
125	79540-002	** FRAME ASSY - Seat Bottom - Left (vertically adjustable)	1	
-125A	79540-003	** FRAME ASSY - Seat Bottom - Right (vertically adjustable)	1	
130	76172-003	*** TUBE - Bellcrank	1	
135	76347-001	*** BELLCRANK ASSY - Forward - Left	1	
-135A	76347-000	*** BELLCRANK ASSY - Forward - Right	1	
140	79792-002	*** BELLCRANK ASSY - Aft - Left	1	
-140A	79792-003	*** BELLCRANK ASSY - Aft - Right	1	
145	76342-000	*** LINK ASSY - Seat	1	
150	76343-000	*** TUBE ASSY - Forward	1	
155	76351-002	*** LOCATOR - Seat	2	
160	76351-003	*** LOCATOR - Seat	2	
165	78361-000	*** TUBE ASSY - Aft	1	
170	79229-000	*** BEARING SHAFT - Seat Release - Right	1	
175	79230-002	*** TUBE - Seat Reclining	1	
180	587-299	*** SPRING - Seat Plunger (LC-038F-6SS)	2	
185	76176-000	*** COVER - Reclining Seat	1	
190	95061-161	*** BUSHING - Seat Roller	4	
195	95061-106	*** SPACER - Seat Roller	4	
200	19336-000	*** SPRING - Seat Back Adjustment - Inboard	1	
205	19336-001	*** SPRING - Seat Back Adjustment - Outboard	1	
210	87332-002	*** ROLLER - Seat	2	
215	19365-002	*** CAM - Reclining Seat	2	
220	480-732	*** PIN - Roll (59-040-187-0937)	2	
225	480-701	*** PIN - Roll (59-028-125-0625)	3	
230	79207-000	*** HANDLE - Seat Release	1	
235	79442-000	*** HANDLE - Seat Recliner	1	
240	76187-000	*** ARM ASSY - Seat Release	1	
245	76178-000	*** ARM ASSY - Seat Latch	2	
250	62833-078	*** WASHER	8	
255	452-386	*** BEARING - (NAS506-4/MS24462-4)	2	
260	76175-000	*** PIN	2	
265	480-426	*** PIN - (MS171526) (0.50 in. (12.7mm) long)	3	
270	480-789	*** PIN - (MS171594)	4	
275	424-174	*** PIN - (MS20392-2C11)	4	
-275A	690-612	*** WASHER - (NAS1149F0363P)	4	
-275B	424-051	*** COTTER PIN - (MS24665-132)	4	

- ITEM NOT ILLUSTRATED

When ordering, always specify Part Number, Description, and Serial Number of Aircraft

PIPER AIRCRAFT, INC.
PA-34-220T
AIRPLANE PARTS CATALOG

Figure and Index Number	Part Number	Nomenclature	No. Req.	Serial Numbers Affected
40-				
280	424-205	*** PIN - (MS20392-3C17)	2	
-280A	690-611	*** WASHER - (NAS1149F0463P)	2	
-280B	424-051	*** COTTER PIN - (MS24665-132)	2	
285	401-318	*** BOLT - (AN4-20A)	2	
-285A	62833-078	*** WASHER	4	
-285B	477-708	*** NUT - (26C-048)	2	
290	79235-000	*** BUSHING - Seat Back Release - Right	1	
295	680-789	*** PIN - (MS171597)	5	
300	424-060	*** COTTER PIN - (MS24665-285)	2	
305	424-139	*** PIN - (MS20392-1C13)	2	
-305A	690-611	*** WASHER - (NAS1149F0463P)	2	
-305B	424-051	*** COTTER PIN - (MS24665-132)	2	
310	400-002	*** BOLT - (AN4-5A)	2	
-310A	494-040	*** WASHER	6	
-310B	404-530	*** NUT - (MS21042-4)	2	
315	401-318	*** BOLT - (AN4-20A)	2	
-315A	62833-078	*** WASHER	4	
-315B	404-530	*** NUT - (MS21042-4)	2	
320	89028-002	* HEADREST ASSY	1	3449001 and up
-320A	89028-003	** FILLER ASSY - Headrest	1	
-320B	89028-004	** COVER	1	
-320C	455-774	** CUSHION - (104906-002)	1	
325	400-916	* BOLT - Back to Bottom Attach - Left Seat (AN24-26A)	2	
-325A	400-917	* BOLT - Back to Bottom Attach - Right Seat (AN24-27A)	2	
-325B	690-611	* WASHER - (NAS1149F0463P)	4	
-325C	477-708	* NUT	2	
330	02585-004	LUMBAR ASSY - Left Seat (optional)	1	
-330A	02585-005	LUMBAR ASSY - Right Seat (optional)	1	
-330B	02585-006	* PAD	1	
330C	686-207	* BLADDER	1	
335	592-683	* VALVE - (ILSPBV)	1	
-335A	454-935	* CLAMP - (PS10017-2-10)	1	
-335B	411-537	* SCREW - (MS35207-268)	1	3449507 and up
-335B	411-536	* SCREW - (MS35207-267)	1	3449001 thru 3449506
-335C	690-612	* WASHER - (NAS1149F0363P)	1	
-335D	404-526	* NUT - (MS21042-3)	1	
336	686-208	* PUMP BULB - (ILSHPB & ILSCV)	1	
340	564-862	BELT ASSY - Lap - Buckle End - Gray (See Note 2)	2	3447001 thru 3447029; 3449001 thru 3449164
-340A	564-878	BELT ASSY - Lap - Buckle End - Black	2	3447001 thru 3447029; 3449001 thru 3449164
345	400-441	BOLT - (AN3-7A)	2	
-345A	690-612	WASHER - (NAS1149F0363P)	2	
-345B	63900-145	BUSHING - Seat Belt Attachment	2	
-345C	101178-004	SPACER	4	3449165 and up
-345D	404-526	NUT - (MS21042-3)	2	
350	564-867	BELT ASSY - Lap - Adjustable End - Gray (See Note 2)	2	3447001 thru 3447029; 3449001 thru 3449164
-350A	564-876	BELT ASSY - Lap - Adjustable End - Black	2	3447001 thru 3447029; 3449001 thru 3449164
355	63900-145	BUSHING - Seat Belt Attachment	2	
-355A	400-441	BOLT - (AN3-7A)	2	
360	690-100	BELT ASSY - Shoulder - Forward (with inertia reel), Gray	2	3447001 thru 3447029; 3449001 thru 3449164
-360A	452-692	BELT ASSY - Shoulder - Forward (with inertia reel), Black	2	3447001 thru 3447029; 3449001 thru 3449164

- ITEM NOT ILLUSTRATED

When ordering, always specify Part Number, Description, and Serial Number of Aircraft

**PIPER AIRCRAFT, INC.
PA-34-220T
AIRPLANE PARTS CATALOG**

Figure and Index Number	Part Number	Nomenclature	No. Req.	Serial Numbers Affected
40-				
-360B	564-886	BELT ASSY - Lap and Shoulder - Complete (3 pc) - Pilot	1	3449165 and up
-360C	564-887	BELT ASSY - Lap and Shoulder - Complete (3 pc) - Co-pilot	1	3449165 and up

NOTES:

1. HEADREST IS AVAILABLE AS AN OPTION ON SERIAL NUMBERS 3447001 THRU 3447029.
2. REFER TO PIPER SERVICE BULLETIN 990, LATEST REVISION.

- ITEM NOT ILLUSTRATED

When ordering, always specify Part Number, Description, and Serial Number of Aircraft

Reissued: February 21, 2020

**PIPER AIRCRAFT, INC.
PA-34-220T
AIRPLANE PARTS CATALOG**

THIS PAGE INTENTIONALLY LEFT BLANK

PIPER AIRCRAFT, INC.
PA-34-220T
AIRPLANE PARTS CATALOG

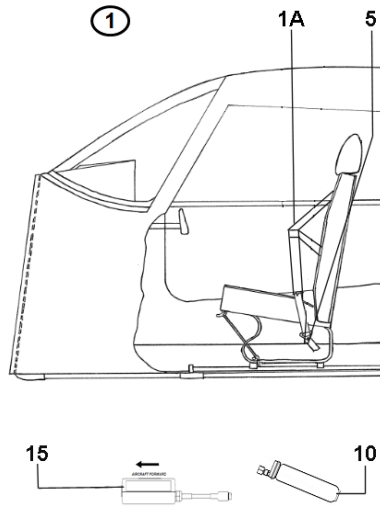


Figure 40A. Amsafe Three-Point Seatbelt Airbag

PIPER AIRCRAFT, INC.
PA-34-220T
AIRPLANE PARTS CATALOG

Figure and Index Number	Part Number	Nomenclature	No. Req.	Serial Numbers Affected
40A-	509818	DRAWING - Installation V23 Two-Point and Three-Point Seatbag Airbag Amsafe		3449479 and up
	107433 (A)	DRAWING - Bracket Installation Amsafe		3449479 and up
1	-----	INSTALLATION KIT - Inflatable Seat Restraint, Pilot/Co-pilot (Amsafe 509818-203-2096 - Black) (See Note 1)	1	3449479 thru 3449508
1	-----	INSTALLATION KIT - Inflatable Seat Restraint, Pilot/Co-pilot (Amsafe 509818-209-2096 - Black) (See Note 1)	1	3449509 and up
1	-----	INSTALLATION KIT - Inflatable Seat Restraint, Pilot/Co-pilot (Amsafe 509818-203-8048 - Andes Grey) (See Note 1)	1	3449479 thru 3449508
1	-----	INSTALLATION KIT - Inflatable Seat Restraint, Pilot/Co-pilot (Amsafe 509818-209-8048 - Andes Grey) (See Note 1)	1	3449509 and up
1	-----	INSTALLATION KIT - Inflatable Seat Restraint, Pilot/Co-pilot (Amsafe 509818-203-8060 - Fawn) (See Note 1)	1	3449479 thru 3449508
1	-----	INSTALLATION KIT - Inflatable Seat Restraint, Pilot/Co-pilot (Amsafe 509818-209-8060 - Fawn) (See Note 1)	1	3449509 and up
1	-----	INSTALLATION KIT - Inflatable Seat Restraint, Pilot/Co-pilot (Amsafe 509818-203-8096 - Frost) (See Note 1)	1	3449479 thru 3449508
1	-----	INSTALLATION KIT - Inflatable Seat Restraint, Pilot/Co-pilot (Amsafe 509818-209-8096 - Frost) (See Note 1)	1	3449509 and up
1	-----	INSTALLATION KIT - Inflatable Seat Restraint, Pilot/Co-pilot (Amsafe 509818-203-8110 - Pepper Dust) (See Note 1)	1	3449479 thru 3449508
1	-----	INSTALLATION KIT - Inflatable Seat Restraint, Pilot/Co-pilot (Amsafe 509818-209-8110 - Pepper Dust) (See Note 1)	1	3449509 and up
-1A	-----	* SEAT BELT AIRBAG SYSTEM - Left, Pilot Seat (Amsafe 7048-1-011-XXXX) (See Notes 1 and 2)	1	3449479 and up
-1B	-----	* SEAT BELT AIRBAG SYSTEM - Right, Co-pilot Seat (Amsafe 7048-1-021-XXXX) (See Notes 1 and 2)	1	3449479 and up
5	-----	* CABLE HARNESS - Pilot/Co-pilot Seat (Amsafe 508976-243) (See Note 1)	1	3449479 and up
10	-----	* INFLATOR ASSY - ROI-V2, 2.3 MOLE, 90 Degree Fitting (Amsafe 508794-401) (See Note 1)	2	3449479 and up
15	-----	* ELECTRONICS MODULE ASSY (Amsafe 508358-421) (See Note 1)	1	3449479 and up
20	107432-001	* BRACKET ASSY	1	3449479 and up
25	99469-008	SKIN ASSY - Aft Fuselage Lower Center (See Figure 14)	REF	
30	107432-003	* ANGLE	1	3449479 and up
35	96887-000	LINK - SEAT BELT ATTACH (See Figure 12)	REF	
40	107538-006	BRACKET ASSY	1	3449479 thru 3449508
40	107538-008	BRACKET ASSY	1	3449509 and up

NOTES:

1. MANUFACTURER'S PART NUMBERS ARE INCLUDED FOR REFERENCE ONLY. CONTACT MANUFACTURER FOR SERVICE OR REPLACEMENT.
2. USE THE LAST FOUR NUMBERS FOR THE SEAT BELT AIRBAG SYSTEM THAT MATCH THE LAST FOUR NUMBERS OF THE INSTALLATION KIT TO MATCH COLOR.

- ITEM NOT ILLUSTRATED

When ordering, always specify Part Number, Description, and Serial Number of Aircraft

PIPER AIRCRAFT, INC.
PA-34-220T
AIRPLANE PARTS CATALOG

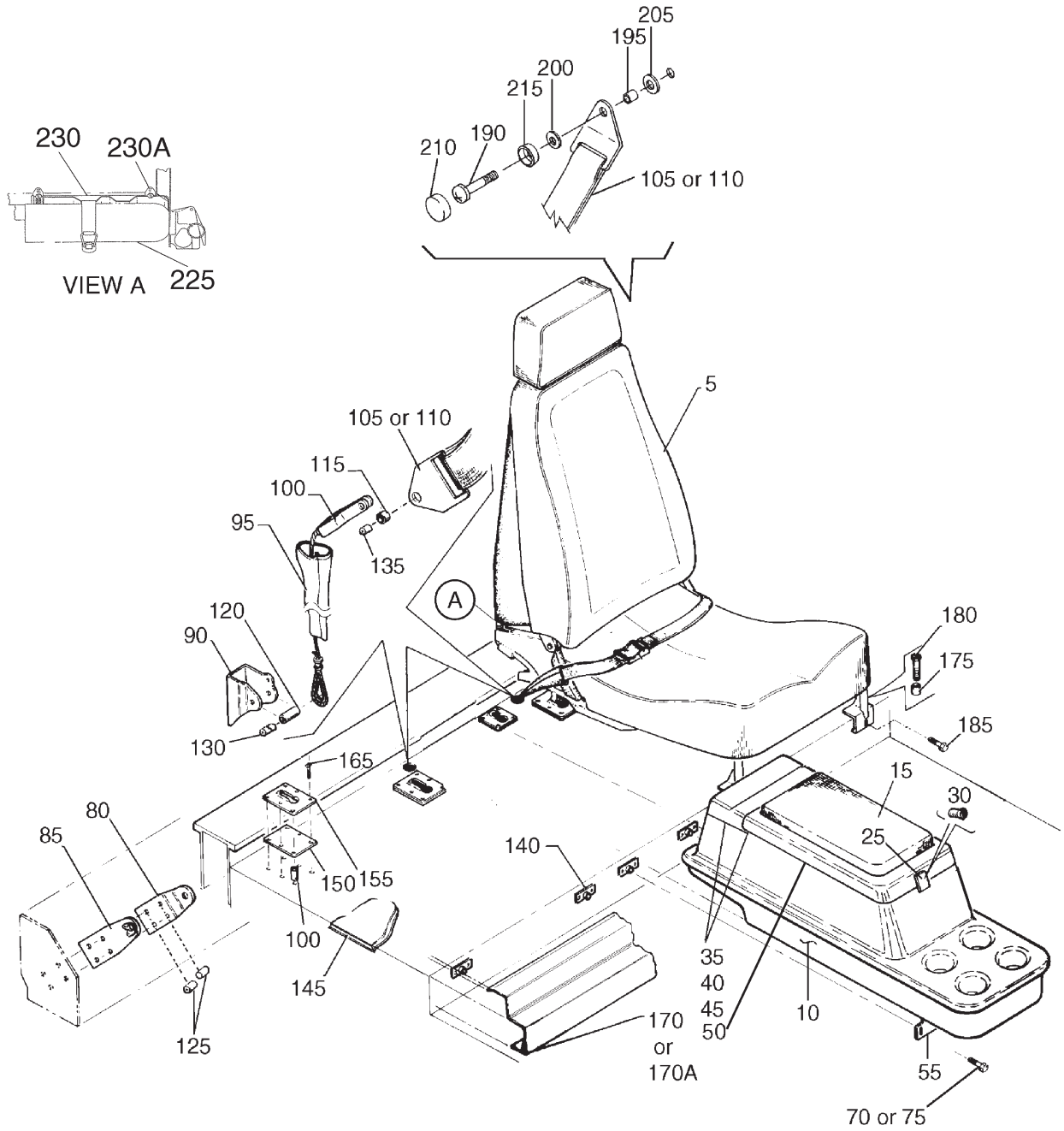


Figure 41. Club Seating Installation (5 and 6 Seat Interior)

PIPER AIRCRAFT, INC.
PA-34-220T
AIRPLANE PARTS CATALOG

Figure and Index Number	Part Number	Nomenclature	No. Req.	Serial Numbers Affected
41-	37825 (BE) 37829 100849 (N) 100801 (E)	DRAWING - Club Seats Installation DRAWING - Floor Assy DRAWING - Club Seat and Console Installation DRAWING - Fire Extinguisher Installation - optional (6 seat)		
5	89036-002	SEAT ASSY - Center - Aft Facing (See Note 2) (1 each for serial number 3449001 and up) (See Note 3 for serial number 3449001 and up) (See Figure 42 For Breakdown)	2	
10	104215-002	CONSOLE ASSY (See Notes 1 and 2) (Specify color when ordering)	1	
15	104215-006	* ARM PAD ASSY - Console (See Notes 1 and 2) (Specify color when ordering)	1	
-20	-----	DELETED		
25	601-703	* LATCH ASSY - Console	1	
30	519-900	* SCREW - (MS51862-4C)	2	
35	104215-054	* HINGE HALF - Console	4	
40	104215-055	* PIN - Hinge	2	
45	520-039	* SCREW - (MS51862-3C)	18	
50	104232-002	* PLACARD - STORAGE FOR PAPER PRODUCTS ONLY (See Figure 104)	REF	3449116 and up
55	79773-000	* BRACKET - Console Mounting	1	
-55A	79774-000	* PLATE - Console Mounting	1	
-60	79751-000	* FOOT ASSY - Console Mounting	2	
-60A	79752-000	* PLATE ASSY - Console Mounting	2	
70	400-009	* BOLT (AN4-14A) - Console Mounting (See Note 2)	2	
-70A	690-613	* WASHER - (NAS1149F0432P)	2	
75	401-315	BOLT (AN4-15A) - Console and Seat Mounting (See Note 3)	6	
-75A	690-613	WASHER - (NAS1149F0432P)	6	
80	87297-003	LINK - Seat Belt Attachment	2	
85	87297-002	LINK ASSY - Seat Belt Attachment	2	
90	37839-002	FITTING - Seat Belt Attachment	2	
95	68022-014	BOOT - Seat Belt Attachment (See Note 2)	2	
-95A	68022-014	BOOT - Seat Belt Attachment (See Note 3)	1	3449001 and up
100	96908-000	CABLE ASSY - Seat Belt (See Note 2)	2	
-100A	96908-000	CABLE ASSY - Seat Belt (See Note 3)	1	3449001 and up
105	551-424	BELT ASSY - Shoulder - Club Seats - Black (See Note 2)	2	3447029 thru 3447029; 3449001 thru 3449164
-105A	564-876	BELT ASSY - Lap - Adjustable End - Club Seats - Black (See Note 2)	2	3447001 thru 3447029; 3449001 thru 3449164
-105B	564-879	BELT ASSY - Lap - Tip End - Club Seats - Black (See Note 2)	2	3447001 thru 3447029; 3449001 thru 3449164
-105C	551-424	BELT ASSY - Shoulder - Club Seat - Black (See Notes 3 and 5)	1	3449001 thru 3449164
-105D	564-876	BELT ASSY - Lap - Adjustable End - Club Seat - Black (See Notes 3 and 5)	1	3449001 thru 3449164
-105E	564-879	BELT ASSY - Lap - Tip End - Club Seat - Black (See Notes 3 and 5)	1	3449001 thru 3449164

- ITEM NOT ILLUSTRATED

When ordering, always specify Part Number, Description, and Serial Number of Aircraft

PIPER AIRCRAFT, INC.
PA-34-220T
AIRPLANE PARTS CATALOG

Figure and Index Number	Part Number	Nomenclature	No. Req.	Serial Numbers Affected
41-				
110	564-889	BELT ASSY - Lap & Shoulder - Comp. (3 pc) - Left, Aft Facing (See Notes 2 and 4)	1	3449165 and up
-110A	564-888	BELT ASSY - Lap & Shoulder - Comp. (3 pc) - Right, Aft Facing (See Note 2)	1	3449165 and up
115	63900-149	SPACER (See Note 2)	2	
-115A	63900-149	SPACER (See Note 3)	1	3449001 and up
120	95061-157	SPACER (See Note 2)	2	
-120A	95061-157	SPACER (See Note 3)	1	3449001 and up
125	63900-146	SPACER	2	
-125A	401-310	BOLT - (AN4-10A)	2	
-125B	690-611	WASHER - (NAS1149F0463P)	2	
130	101178-005	SPACER (See Note 2)	4	3449001 and up
-130A	101178-005	SPACER (See Note 4)	2	3449165 and up
135	101178-006	SPACER (See Note 2)	4	3449001 and up
-135A	101178-006	SPACER (See Note 4)	2	3449165 and up
140	37850-002	PLATE ASSY - Seats	6	
145	37829-007	FLOOR ASSY - (with console)	1	
-145A	37829-010	FLOOR ASSY - (without console)	1	
150	99140-000	* PLATE - Seat Attachment	6	
155	99141-003	* PLATE - Seat Attachment	6	
160	95061-009	* SPACER - Seat Attachment	36	
165	415-540	* SCREW - (MS35206-250)	36	
-165A	690-616	* WASHER - (NAS1149FN832P)	36	
-165B	404-529	* NUT - (MS21042-08)	36	
170	68613-002	STRIP - Trim (with console) (See Note 2)	1	
170A	85210-256	ANGLE ASSY (See Note 3)	1	3449001 and up
-170B	85210-255	ANGLE ASSY (See Note 3)	1	3449001 and up
-170C	68613-003	STRIP - Trim (without console)	1	
175	95061-008	SPACER	13	
180	414-772	SCREW - (MS24693-S55)	13	
-180A	494-101	WASHER - (PS10092-1-2C)	13	
185	400-009	BOLT (AN4-14A) - Seat Mounting	4	
-185A	690-613	WASHER - (NAS1149F0432P)	4	
190	415-372	SCREW - Shoulder Belt Mount - Left (MS27039-4-15)	1	
-190A	415-370	SCREW - Shoulder Belt Mount - Right (MS27039-4-13)	1	
195	63900-146	SPACER - Shoulder Belt Mount - Left	1	
-195A	63900-007	SPACER - Shoulder Belt Mount - Right	1	
200	690-613	WASHER - (NAS1149F0432P)	2	
205	690-629	WASHER - (NAS1149F0663P)	2	
210	655-100	COVER - Screw Head	2	
215	452-104	BASE - Screw Cover	2	
-220	602-005	CONSOLE ASSY (See Note 3) (See Figure 43A For Breakdown)	1	3449001 and up

- ITEM NOT ILLUSTRATED

When ordering, always specify Part Number, Description, and Serial Number of Aircraft

PIPER AIRCRAFT, INC.
PA-34-220T
AIRPLANE PARTS CATALOG

Figure and Index Number	Part Number	Nomenclature	No. Req.	Serial Numbers Affected
41-				
225	100632-002	FIRE EXTINGUISHER AND BRACKET	1	3447001 thru 3447029
225	459-750	FIRE EXTINGUISHER	1	3449001 and up
-225A	411-530	SCREW - (MS35207-261)	2	
-225B	690-612	WASHER - (NAS1149F0363P)	2	
230	100801-005	SUPPORT ASSY (against seat frame - inboard side of right passenger seat)	1	
230A	554-552	CLAMP	2	

NOTES:

1. SPECIFY COLOR OR PART NUMBER SUFFIX, IF KNOWN, WHEN ORDERING.
2. USED ON 6 SEAT INTERIOR.
3. USED ON 5 SEAT INTERIOR.
4. USED ON SERIAL NUMBERS 3449165 AND UP WITH 5 SEAT INTERIOR.
5. USED ON SERIAL NUMBERS 3449001 THRU 3449164 WITH 5 SEAT INTERIOR.

- ITEM NOT ILLUSTRATED

When ordering, always specify Part Number, Description, and Serial Number of Aircraft

PIPER AIRCRAFT, INC.
PA-34-220T
AIRPLANE PARTS CATALOG

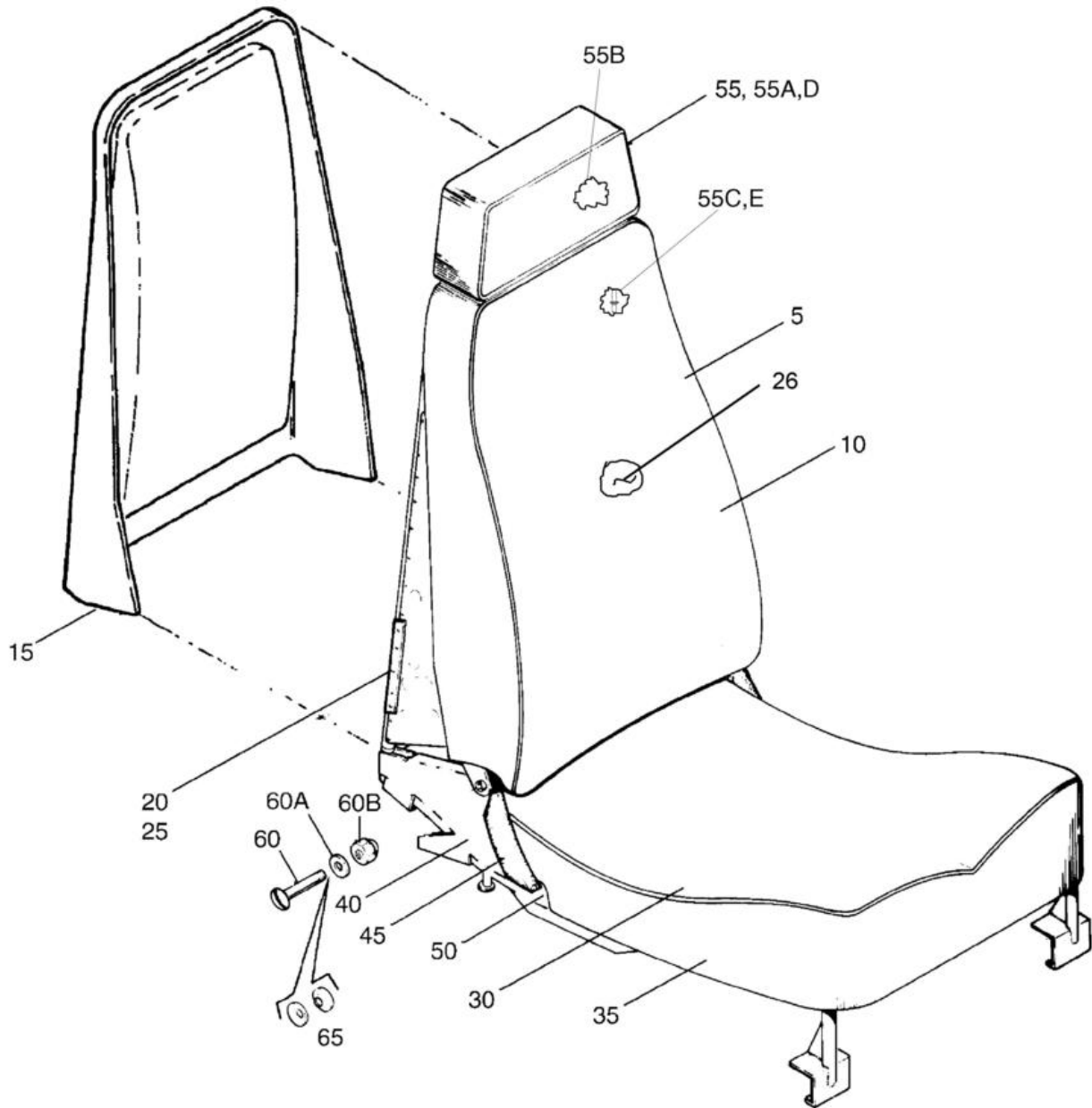


Figure 42. Center Seats Installation

PIPER AIRCRAFT, INC.
PA-34-220T
AIRPLANE PARTS CATALOG

Figure and Index Number	Part Number	Nomenclature	No. Req.	Serial Numbers Affected
42-	37825 (BE)	DRAWING - Club Seat Installation		
-1	89036-002	SEAT ASSY - Center - Aft Facing (See Figure 41 For Next Higher Assy)	REF	
5	89036-003	* BACK ASSY - Seat	1	
10	89036-005	** COVER - Seat back	1	
15	78023-000	** BACKING - Seat Back	1	
20	37796-002	** FRAME ASSY - Seat Back	1	
25	455-743	** CUSHION - Backrest	1	
25	455-773	** CUSHION - Backrest (104905-002)	1	
26	553-775	** BUTTON - (PRGBK223)	2	
-26A	494-291	** WASHER	2	
-26B	66534-000	** ANCHOR WIRE	1	
30	89036-004	* BOTTOM ASSY - Seat	1	
35	89036-006	** COVER - Seat Bottom	1	
40	37797-002	** FRAME ASSY - Seat Bottom	1	
45	37824-002	** TRIM COVER - Seat Bottom - Side	2	
50	455-741	** CUSHION - Seat Bottom	1	
50	455-771	** CUSHION - Bottom - (104903-002)	1	
55	89028-002	* HEADREST	1	
55A	89028-003	** FILLER ASSY - Headrest	1	
55B	455-774	** * CUSHION - (104906-002)	1	
55B	455-751	** * CUSHION	1	
55C	99254-002	** * TUBE	1	
55D	89028-004	** COVER	1	
55E	603-320	* NUT - (contain headrest) - (PV37501-SOH)	2	
60	400-916	* SCREW - (AN24-26A)	2	
60A	690-611	* WASHER - (NAS1149F0463P)	4	
60B	477-708	* NUT - (26C-048)	2	
65	408-834	* WASHER - (AM251215)	4	

- ITEM NOT ILLUSTRATED

When ordering, always specify Part Number, Description, and Serial Number of Aircraft

PIPER AIRCRAFT, INC.
PA-34-220T
AIRPLANE PARTS CATALOG

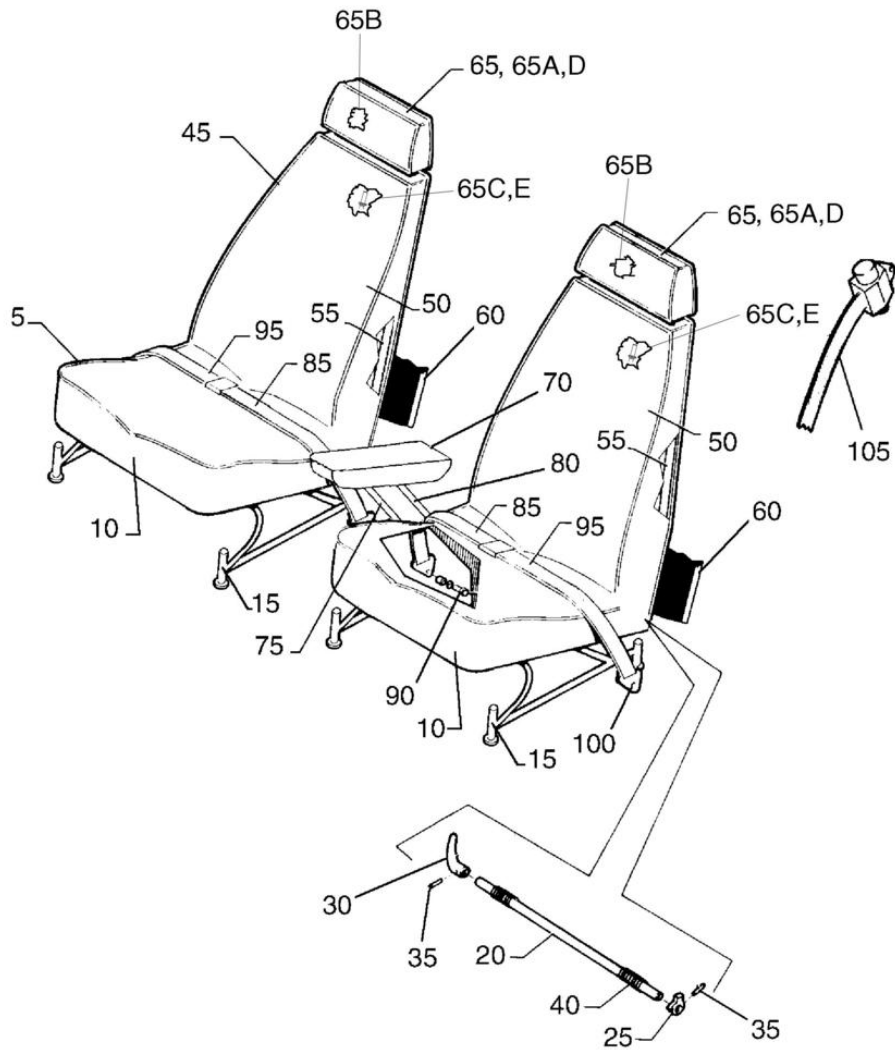


Figure 43. Rear Seats Installation

PIPER AIRCRAFT, INC.
PA-34-220T
AIRPLANE PARTS CATALOG

Figure and Index Number	Part Number	Nomenclature	No. Req.	Serial Numbers Affected
43-	78087 (AY) 78354 (AD)	DRAWING - Seat Installation DRAWING - Shoulder Harness Installation		
-1	89046-002	SEAT ASSY - Aft - Left	1	
-1A	89046-004	SEAT ASSY - Aft - Right	1	
5	89046-005	* BOTTOM ASSY - Aft Seat - Left	1	
-5A	89046-007	* BOTTOM ASSY - Aft Seat - Right	1	
-5B	455-742	** CUSHION	1	
-5B	104904-002	** CUSHION - (455-772)	1	
10	89046-008	** COVER - Aft Seat - Bottom - Left and Right	1	
15	79633-002	** FRAME ASSY - Aft Seat - Bottom - Left	1	
-15A	79633-015	** FRAME ASSY - Aft Seat - Bottom - Right	1	
20	19392-015	*** TUBE - Reclining Mechanism	1	
25	19365-002	*** CAM - Reclining Seat	2	
30	79442-000	*** HANDLE - Seat Recliner	1	
35	480-701	*** PIN - Roll	3	
40	19336-000	*** SPRING - Seat Back Adjustment - Inboard	1	
-40A	19336-001	*** SPRING - Seat Back Adjustment - Outboard	1	
45	89023-010	* BACK ASSY - Aft Seat - Left and Right	1	
50	89023-013	** COVER ASSY - Seat Back	1	
55	79555-000	** FRAME ASSY - Seat Back	1	
60	79023-002	** BACKING - Seat Back	1	
65	89028-002	* HEADREST ASSY	1	
65A	89028-003	** FILLER ASSY - Headrest	1	
65B	104906-002	*** CUSHION - (455-774)	1	
65B	455-751	*** CUSHION	1	
65C	99254-002	*** TUBE	1	
65D	89028-004	** COVER	1	
65E	603-320	* NUT - Headrest	2	
70	79749-002	* ARMREST ASSY - Aft Seat - Right (Optional)	1	
75	79749-007	** STRUT ASSY - Armrest - Forward - Black	1	
80	79749-008	** STRUT ASSY - Armrest - Aft - Black	1	
85	564-862	BELT ASSY - Lap - Buckle End - Gray (Refer To Piper Service Bulletin 990, Latest Revision)	2	3447001 thru 3447029; 3449001 thru 3449164
-85A	564-878	BELT ASSY - Lap - Buckle End - Black	2	3447001 thru 3447029; 3449001 thru 3449164
90	63900-147	BUSHING - Seat Belt Attachment	2	
-90A	400-440	BOLT - (AN3-6A)	2	
-90B	690-612	WASHER - (NAS1149F0363P)	2	
95	564-867	BELT ASSY - Lap - Adjustable End - Gray	2	3447001 thru 3447029; 3449001 thru 3449164
-95A	564-876	BELT ASSY - Lap - Adjustable End - Black	2	3447001 thru 3447029; 3449001 thru 3449164
100	63900-145	BUSHING - Seat Belt Attachment	2	
-100A	400-441	BOLT - (AN3-7A)	2	
-100B	690-612	WASHER - (NAS1149F0363P)	2	
105	452-679	BELT ASSY - Shoulder - Black	2	3447001 thru 3447029; 3449001 thru 3449164
-105A	690-100	BELT ASSY - Shoulder - Gray	2	3447001 thru 3447029; 3449001 thru 3449164
-105B	564-892	BELT ASSY - Lap & Shoulder - Comp. (3 pc) - Left, Forward facing	1	3449165 and up
-105C	564-893	BELT ASSY - Lap & Shoulder - Comp. (3 pc) - Right, Forward facing	1	3449165 and up

- ITEM NOT ILLUSTRATED

When ordering, always specify Part Number, Description, and Serial Number of Aircraft

PIPER AIRCRAFT, INC.
PA-34-220T
AIRPLANE PARTS CATALOG

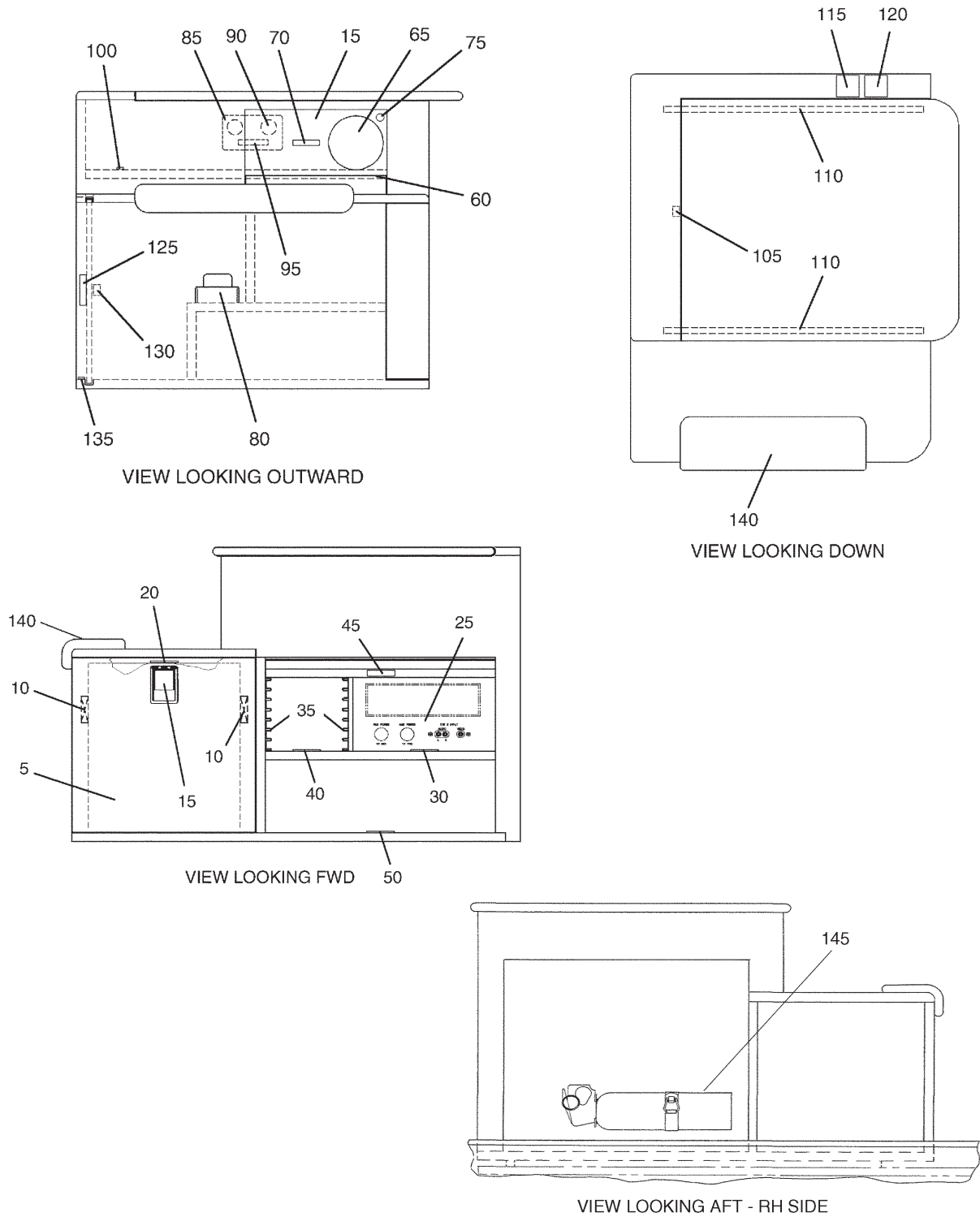


Figure 43A. Entertainment Console
 (Serial Numbers 3449001 and up.)

PIPER AIRCRAFT, INC.
PA-34-220T
AIRPLANE PARTS CATALOG

Figure and Index Number	Part Number	Nomenclature	No. Req.	Serial Numbers Affected
43A-	100849 100801 (E)	DRAWING - Club Seat and Console Installation DRAWING - Fire Extinguisher Installation - optional (5 seat)		
NOTE: ALL ITEMS IN FIGURE 43A ARE USED ON SENECA V ONLY.				
-1	602-005	CONSOLE - Entertainment (See Figure 41 For Next Higher Assy)	1	3449001 and up
5	766-535	* CHEST ASSY - Ice	1	
10	762-133	* TRACK - Draw Glide	2	
15	761-326	* LATCH ASSY - Ice Chest	1	
-15A	766-904	** SCREW - (NAS514P1032-5)	2	
-15B	758-712	** BACKPLATE - Latch	1	
-15C	766-902	** SCREW - (NAS514P832-5)	4	
-15D	765-412	** WIRE - Striker	1	
-15E	762-694	** RETAINER - Striker	1	
-15F	766-907	** SPACER - Striker	1	
-15G	766-903	** SCREW - (NAS514P832-10)	2	
20	100906-006	PLACARD ASSY - MAXIMUM WEIGHT 10 LBS. (Right, 5-seat, ice chest drawer) (See Figure 104)	REF	3449001 thru 3449195
25	100997-002	* PANEL ASSY - CD Player	1	
-25A	100974-003	* CABLE ASSY - Audio/Video	1	
-25B	85181-010	** PLATE - Connector	1	
-25C	690-801	** PLUG - Audio/Video	3	
-25D	100974-008	* CABLE ASSY - Auxiliary Power Receptacle	2	
-25E	691-900	** RECEPTACLE - Auxiliary Power	2	
-25F	654-542	** CAP - Auxiliary Power Receptacle	2	
-25G	584-315	** TERMINAL	4	
-25H	488-401	** TERMINAL	4	
30	100906-004	PLACARD ASSY - MAXIMUM WEIGHT 4 LBS. (Right, 5-seat, entertainment console) (See Figure 104)	REF	3449001 thru 3449195
35	754-690	* DIVIDER - CD	2	
40	100906-002	PLACARD ASSY - MAXIMUM WEIGHT 2.5 LBS. (Right, 5-seat, entertainment console) (See Figure 104)	REF	3449001 thru 3449195
45	755-378	* HANDLE - Hardwood	1	
-45A	766-797	* SCREW - Handle	2	
-45B	690-621	* WASHER - (NAS1149FN416P)	2	
50	100906-008	PLACARD ASSEMBLY - MAXIMUM WEIGHT 8 LBS. (Right, 5-seat, entertainment console) (See Figure 104)	REF	3449001 thru 3449195
55	755-377	* HOLDER - Cup	1	
60	755-376	* HINGE - Cup Holder	1	
-60A	766-799	* SCREW - Hinge - Upper (NAS514P632-5)	2	
-60B	766-901	* SCREW - Hinge - Lower (NAS514P632-14)	3	
65	754-691	* DISPENSER ASSY - Cup (81277C1495)	1	
70	100906-003	PLACARD ASSY - MAXIMUM WEIGHT 2 LBS. (Right, 5-seat, entertainment console) (See Figure 104)	REF	3449001 thru 3449195
75	761-327	* LATCH - Magnetic Touch	1	
-75A	766-902	* SCREW - (NAS514P632-5)	1	
-75B	766-908	* STRIKER - Cup Holder	1	
-75C	766-796	* SCREW - Striker	1	
80	100974-809	* CABLE ASSY - Power Converter	1	
-80A	100994-002	** BRACKET ASSY	1	
-80B	599-402	** CONVERTER - DC/DC	1	
-80C	584-315	** RELAY - Power Control	1	
-80D	588-464	** STRIP - Terminal	1	

- ITEM NOT ILLUSTRATED

When ordering, always specify Part Number, Description, and Serial Number of Aircraft

PIPER AIRCRAFT, INC.
PA-34-220T
AIRPLANE PARTS CATALOG

Figure and Index Number	Part Number	Nomenclature	No. Req.	Serial Numbers Affected
43A-				
-80E	35207-002	** STRIP - Bus	2	
-80F	556-043	** CONNECTOR	1	
-80G	480-817	** TERMINAL - Pin	2	
80H	556-050	** CONNECTOR (350865-1)	1	
-80J	480-817	** TERMINAL - Pin	1	
85	100919-002	* SPACER - Auxiliary Power	1	
90	100974-010	* CABLE ASSY - Auxiliary Power	2	
95	691-900	** RECEPTACLE - Auxiliary Power (216510)	2	
-95A	654-542	** CAP - Auxiliary Power Receptacle (216988)	2	
-95B	584-315	** TERMINAL - (187-32C200)	4	
-95C	488-401	** TERMINAL	4	
-95D	100700-030	DECAL - AUX POWER 12VDC (Right, 5-seat, entertainment console) (656-283) (See Figure 104)	REF	3449001 thru 3449195
100	100906-007	PLACARD ASSY - MAXIMUM WEIGHT 7 LBS. (Right, 5-seat, computer compartment shelf) (See Figure 104)	REF	3449001 thru 3449195
105	758-713	* BALL CATCH - Computer Compartment	1	
-105A	404-490	* NUT - (MS21044N04)	1	
-105B	766-800	* SCREW - (NAS514P632-6)	2	
-105C	758-714	* BRACKET - Computer Compartment (80763-1)	1	
-105D	766-905	* SCREW - (NAS602-5)	2	
110	762-134	* TRACK - Computer Compartment (81372-11)	2	
-110A	766-800	* SCREW - (NAS514P632-6)	8	
115	100700-031	DECAL - MAXIMUM WEIGHT ALLOWABLE ON THE CONSOLE TOP... (656-284) (See Figure 104)	REF	3449001 thru 3449195
120	100700-028	PLACARD - MONITOR ALL LOOSE ITEMS AND CONSOLE... (See Figure 104)	REF	3449001 thru 3449195
125	755-378	* HANDLE - Hardwood	1	
-125A	766-798	* SCREW - Handle (S-1012-6-5)	2	
130	758-713	* BALL CATCH	1	
-130A	766-906	* SCREW - (NAS514P632-4)	4	
135	100906-005	PLACARD ASSY - MAXIMUM WEIGHT 12 LBS. (Right, 5-seat, Jepp storage compartment) (See Figure 104)	REF	3449001 thru 3449195
140	85210-259	* ARMREST ASSY - Entertainment Console	1	
145	100632-002	FIRE EXTINGUISHER AND BRACKET	1	3447001 thru 3447029
145	459-750	FIRE EXTINGUISHER	1	3449001 and up
-145A	415-318	SCREW - (MS27039-1-08)	4	
-145B	690-612	WASHER - (NAS1149F0363P)	4	

- ITEM NOT ILLUSTRATED

When ordering, always specify Part Number, Description, and Serial Number of Aircraft

**PIPER AIRCRAFT, INC.
PA-34-220T
AIRPLANE PARTS CATALOG**

**SECTION VI
INSTRUMENTS GROUP**

PIPER AIRCRAFT, INC.
PA-34-220T
AIRPLANE PARTS CATALOG

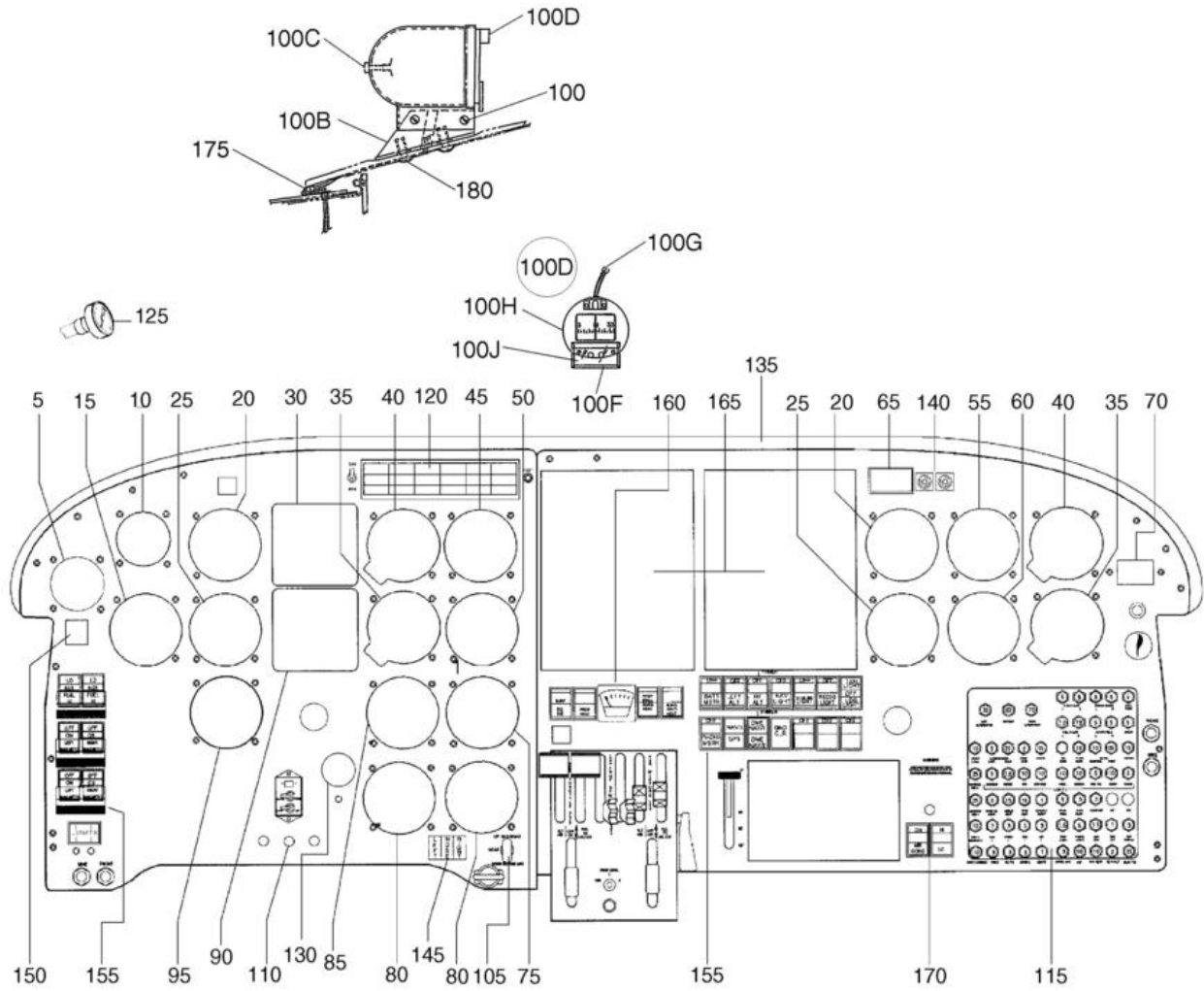


Figure 44. Instrument Panel Installation
 (Serial Numbers 3447001 thru 3447029)

PIPER AIRCRAFT, INC.
PA-34-220T
AIRPLANE PARTS CATALOG

Figure and Index Number	Part Number	Nomenclature	No. Req.	Serial Numbers Affected
44-	85353	DRAWING - Engine Instruments Installation		
	85356	DRAWING - Flight Instruments Installation		
	06305 (BF)	DRAWING - Optional Equipment Installation – Avionics		
	87240	DRAWING - Outside Air Temperature Indicator Installation		
	85200 (DD)	DRAWING - Interior Installation		
	89841 (B)	DRAWING - Hour Meter Instrument Installation		
	87217 (J)	DRAWING - Compass Installation		
5	599-537	INSTRUMENT - Vacuum Gauge (99480-003)	1	
-5A	515-709	SCREW	4	
10	548-868	INSTRUMENT - Clock (89495-002)	1	
-10A	514-750	* SCREW	4	
-10B	476-673	* NIPPLE - (MS25171-1S)	1	
15	548-291	INSTRUMENT - KI-206 VOR/LOC Glide Slope	1	
20	548-571	INSTRUMENT - Airspeed Indicator (standard) (See Note 1)	1	
20	548-572	INSTRUMENT - Airspeed Indicator (true speed) (Alternate) (See Note 1)	1	
25	548-190	INSTRUMENT - Turn Coordinator (95219-006)	1	
-25A	520-009	SCREW	4	
30	651-610	INSTRUMENT - KI-256 Flight Command (Honeywell) (39879-012)	1	
35	550-556	INSTRUMENT - Rate of Climb (99010-005) (See Note 1)	1	
-35A	520-009	SCREW	3	
40	548-331	INSTRUMENT - Altimeter - Sensitive	1	
40	548-407	INSTRUMENT - Altimeter - Encoding (Alternate)	1	
-40A	520-009	SCREW	4	
45	548-589	INSTRUMENT - Dual Manifold Pressure (87374-002)	1	
-45A	514-749	SCREW	4	
50	599-525	INSTRUMENT - Dual Tachometer	1	
-50A	514-751	SCREW	4	
55	548-460	INSTRUMENT - Attitude Gyro - Vacuum Driver (See Note 2)	1	3447001 thru 3447029
-55A	520-009	SCREW	4	
60	548-435	INSTRUMENT - Directional Gyro (See Note 2)	1	
-60A	520-009	SCREW	3	
65	548-885	INSTRUMENT - Ammeter	1	
70	550-580	INSTRUMENT - Engine Hour Meter (51006-000)	1	
75	548-810	INSTRUMENT - Dual EGT (87231-002)	1	
80	599-545	INSTRUMENT - Engine Gauge (Oil Temp., Oil Press., Cyl Head Temp.)	2	
-80A	514-749	SCREW	4	
85	599-547	INSTRUMENT - Fuel Quantity	1	
-85A	514-749	SCREW	4	
90	470-588	INSTRUMENT - KI-525A Pictorial Navigation (Honeywell) (87455-002)	1	
95	548-559	INSTRUMENT - Dual Fuel Flow (37341-002)	1	
-95A	514-750	SCREW	4	
100	552-571	ATTACHMENT - (36588-007)	2	
-100A	79600-007	HOUSING	1	
100B	87717-003	BASE	1	
100C	486-284	SCREW	1	
100D	67462-008	COMPASS ASSY	1	
-100E	554-382	* DEVIATION CARD - (66752-000)	1	
100F	79650-002	* HOLDER - Card	1	

- ITEM NOT ILLUSTRATED

When ordering, always specify Part Number, Description, and Serial Number of Aircraft

PIPER AIRCRAFT, INC.
PA-34-220T
AIRPLANE PARTS CATALOG

Figure and Index Number	Part Number	Nomenclature	No. Req.	Serial Numbers Affected
44-				
100G	488-554	* TERMINAL	2	
100H	598-599	* COMPASS	1	
100J	494-679	* WINDOW	1	
105	571-233	KNOB - Landing Gear Switch (67439-002)	1	
110	571-192	KNOB - Light Dimmer	3	
115	89416-004	CIRCUIT BREAKER PANEL ASSY (See Figure 86 For Breakdown and Part Numbers)	REF	
120	83356-002	ANNUNCIATOR PANEL (See Figure 85B For Breakdown and Part Numbers)	REF	
125	548-735	INSTRUMENT - Outside Air Temperature (Alternate For Item 125A)	1	
-125A	599-420	INSTRUMENT - Outside Air Temperature (Alternate For Item 125)	1	
-125B	83932-007	BRACKET ASSY - OAT Gauge	1	
-125C	87240-006	SHIM		
-125D	404-323	NUT (AN316-5R) (Use With Item 125A)	1	
130	755-101	GAUGE ASSY - Oxygen (See Figure 82 For Breakdown and Part Numbers)	REF	
135	87713-026	GLARESHIELD ASSY	1	
140	588-178	SWITCH - Ammeter Select (See Figure 85 For Breakdown and Part Numbers)	REF	
145	85315-003	LIGHT ASSY - Landing Gear (See Figure 85 For Breakdown and Part Numbers)	REF	
150	766-712	REMOTE SWITCH KIT - Emergency Locator Transmitter (See Figure 98 For Breakdown and Part Numbers)	REF	
155	-----	ELECTRICAL AND AVIONICS SWITCHES (See Note 3) (See Figure 87 For Breakdown and Part Numbers)	REF	
160	-----	ICE PROTECTION SYSTEM CONTROLS (See Note 3) (See Figure 88 For Breakdown and Part Numbers)	REF	
165	-----	AVIONICS INSTALLATIONS (See Note 3) (See Figure 101 For Breakdown and Part Numbers)	REF	
170	-----	AIR CONDITIONING AND FAN SWITCHES (See Note 3) (For Airplanes Without Air Conditioning See Figure 78 For Breakdown and Part Numbers) (For Airplanes With Air Conditioning See Figure 79 For Breakdown and Part Numbers)	REF	
175	581-433	PLUG	1	
-175A	453-864	SNAP BUSHING	1	
-175B	484-280	RECEPTACLE	1	
180	486-082	SCREW	2	

NOTES:

1. TWO INSTRUMENTS ARE REQUIRED FOR AIRPLANES WITH DUAL INSTRUMENT PANEL.
2. USED ON AIRPLANES WITH DUAL INSTRUMENT PANEL.
3. ILLUSTRATED FOR REFERENCE ONLY.
SEE REFERENCE FIGURE FOR ITEM BREAKDOWN.

- ITEM NOT ILLUSTRATED

When ordering, always specify Part Number, Description, and Serial Number of Aircraft

**PIPER AIRCRAFT, INC.
PA-34-220T
AIRPLANE PARTS CATALOG**

THIS PAGE INTENTIONALLY LEFT BLANK

PIPER AIRCRAFT, INC.
PA-34-220T
AIRPLANE PARTS CATALOG

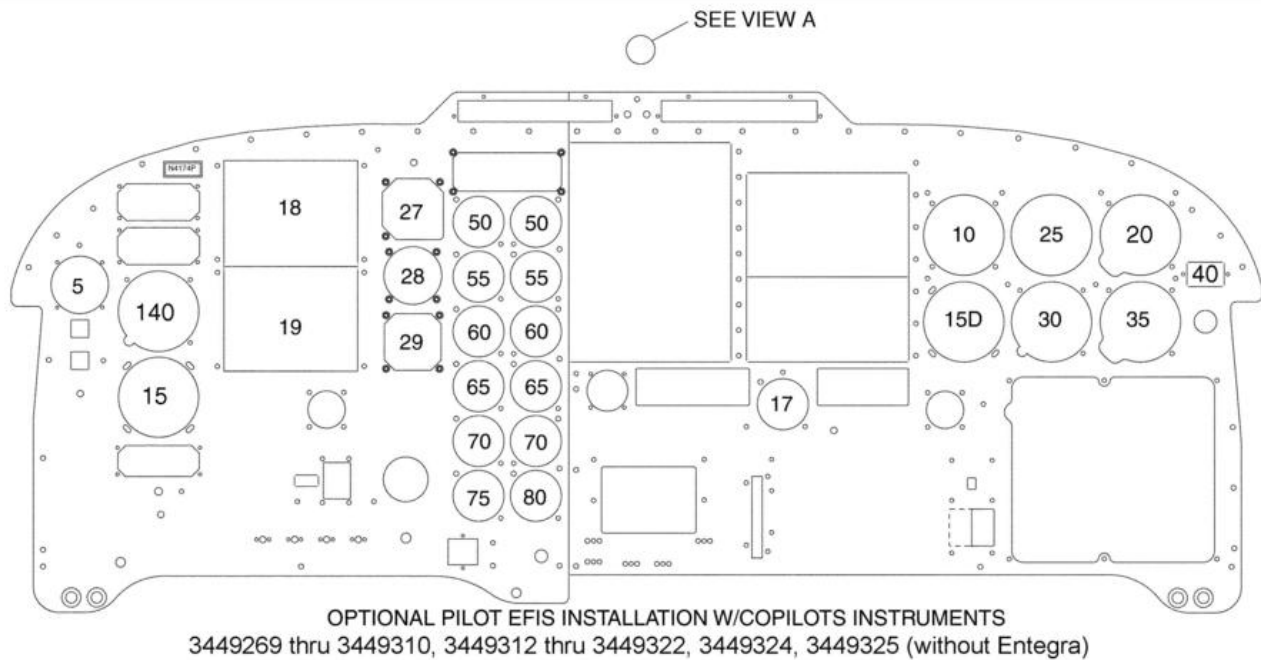
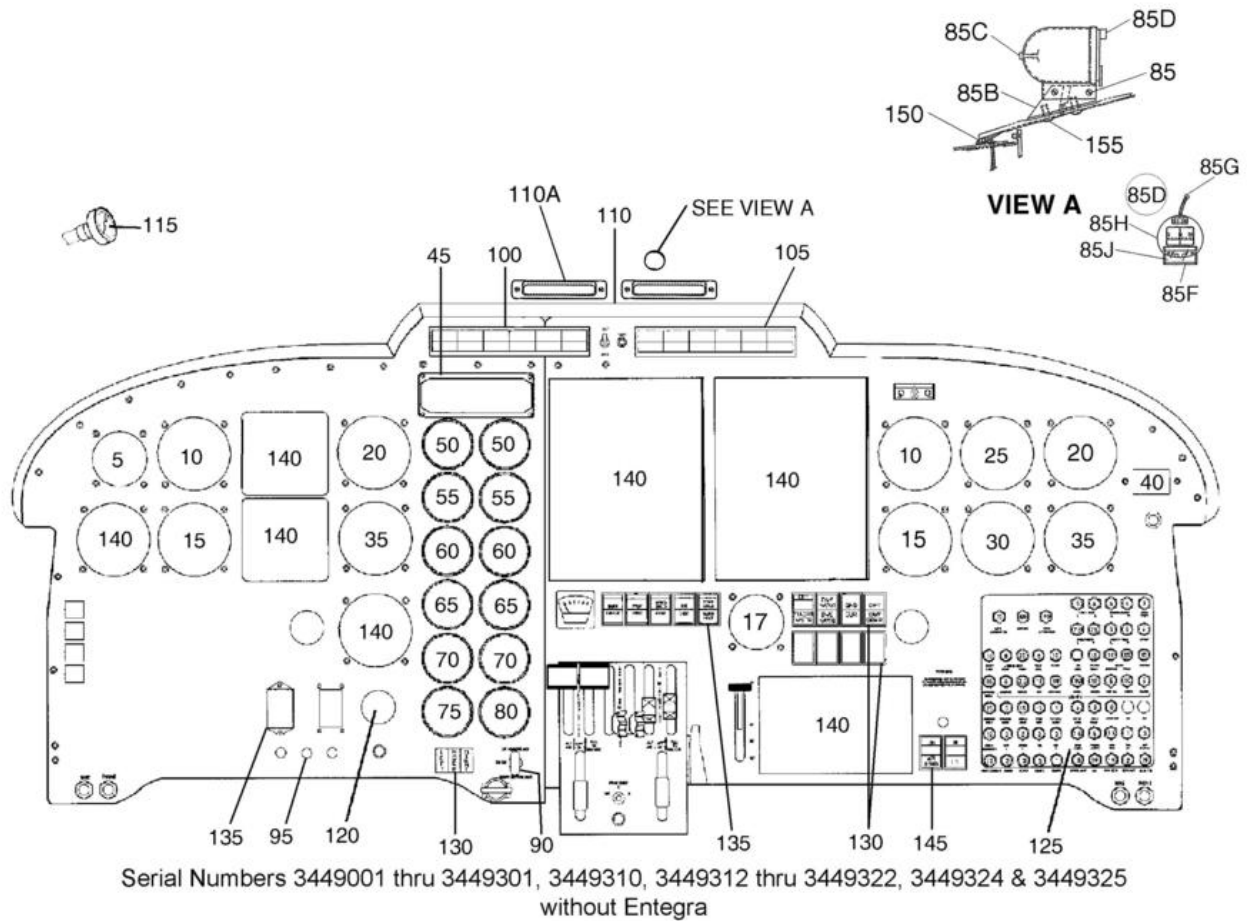


Figure 44A. Instrument Panel Installation

PIPER AIRCRAFT, INC.
PA-34-220T
AIRPLANE PARTS CATALOG

Figure and Index Number	Part Number	Nomenclature	No. Req.	Serial Numbers Affected
44A-	100765	DRAWING - Engine Instruments Installation		
	85356 (S)	DRAWING - Flight Instruments Installation		
	06305 (BF)	DRAWING - Optional Equipment Installation – Avionics		
	87240	DRAWING - Outside Air Temperature Indicator Installation		
	85200 (DD)	DRAWING - Interior Installation		
	89481 (B)	DRAWING - Hour Meter Instrument Installation		
	87217 (J)	DRAWING - Compass Installation		
5	600-103	INSTRUMENT - Clock - (100638-002)	1	
10	602-219	INSTRUMENT - Airspeed (See Note 1)	1	
15	548-190	INSTRUMENT - Turn Coordinator	1	
15	548-191	INSTRUMENT - Turn Coordinator	1	
15	548-299	INSTRUMENT - Turn Coordinator	1	
15	548-517	INSTRUMENT - Turn Coordinator	1	
15	694-102	INSTRUMENT - Turn Coordinator (EFIS)	1	3449269 and up
-15A	520-009	SCREW	4	
17	602-224	INSTRUMENT - Flap Indicator	1	
-17A	554-593	CLAMP - (5801-A)	1	
18	602-304	INSTRUMENT - PFD Indicator (EFIS)	1	3449269 and up
19	602-305	INSTRUMENT - ND Indicator (EFIS)	1	3449269 and up
20	548-331	INSTRUMENT - Altimeter - Sensitive (Alternate For Item 20A)	1	
-20A	548-407	INSTRUMENT - Altimeter - Encoding, (Pilot) (Alternate Part For Item 20)	1	
-20B	520-009	SCREW	3	
25	598-556	INSTRUMENT - Attitude Gyro (99002-009) (See Note 2)	1	3449001 thru 3449151
25	548-365	INSTRUMENT - Attitude Gyro - Electric Driven (See Note 2)	1	3449152 and up
25	694-111	INSTRUMENT - Attitude Indicator (EFIS)	1	3449269 and up
-26	520-009	SCREW	4	
-26A	515-709	SCREW (EFIS)	3	
27	694-102	INSTRUMENT - Stby. Att. Gyro Indicator (EFIS)	1	3449269 and up
28	602-297	INSTRUMENT - Stby. A/S Indicator (EFIS)	1	3449269 and up
29	602-274	INSTRUMENT - Stby. Alt. Indicator (EFIS)	1	3449269 and up
30	548-435	INSTRUMENT - Directional Gyro (See Note 2)	1	
-30A	520-009	SCREW	3	
35	550-556	INSTRUMENT - Rate of Climb (99010-005) (See Note 1)	1	
-35A	520-009	SCREW	3	
40	550-580	INSTRUMENT - Engine Hour Meter (51006-000)	1	
-40A	514-758	SCREW - (MS24693C6B)	2	
-40B	404-908	NUT - (MS20365-440C)	2	
45	680-475	MONITOR - Digital Display (See Notes 8 and 11)	1	
-45A	520-009	SCREW (MS35206-233)	4	
50	602-201	INDICATOR - Manifold Pressure (100624-002) (See Notes 6, 7, 10 and 11)	2	
55	602-202	INDICATOR - Tachometer (100624-003) (See Notes 6 and 7)	2	
-55A	598-881	* SENSOR - Engine RPM	2	
60	602-203	INDICATOR - Turbine Inlet Temperature (100624-004) (See Notes 6 and 7)	2	

- ITEM NOT ILLUSTRATED

When ordering, always specify Part Number, Description, and Serial Number of Aircraft

PIPER AIRCRAFT, INC.
PA-34-220T
AIRPLANE PARTS CATALOG

Figure and Index Number	Part Number	Nomenclature	No. Req.	Serial Numbers Affected
44A-65	602-256	INDICATOR - Fuel Flow/Cylinder Head Temperature (100624-010) (See Notes 6 and 7)	2	
70	602-205	INDICATOR - Oil Temperature/Pressure (See Notes 6 and 7)	2	
75	602-245	INDICATOR - Vacuum (100624-009) (See Notes 6 and 7)	1	
80	602-259	INDICATOR - Dual Fuel Quantity (100624-011) (See Notes 6 and 7)	1	
85	552-571	ATTACHMENT - (36588-007)	2	
-85A	79600-007	HOUSING	1	
85B	87717-003	BASE	1	
85C	486-284	SCREW	1	
85D	67462-008	COMPASS ASSY	1	
-85E	554-382	* DEVIATION CARD (See Figure 44)	REF	
85F	79650-002	* HOLDER - Card	1	
85G	488-554	* TERMINAL	2	
85H	598-599	* COMPASS	1	
85J	494-679	* WINDOW	1	
90	67439-002	KNOB - Landing Gear Switch	1	
95	571-192	KNOB - Light Dimmer	3	
100	83356-003	ANNUNCIATOR PANEL ASSY - Left, Complete (See Figure 85B For Breakdown)	REF	3449001 thru 3449310, 3449312 thru 3449322, 3449324, 3449325 (without Entegra)
100	83356-005	ANNUNCIATOR PANEL ASSY - Left, Complete (See Figure 85B For Breakdown)	REF	3449311, 3449323, 3449326 thru 3449458 (with Entegra)
105	83356-004	ANNUNCIATOR PANEL ASSY - Right, Complete (See Figure 85B For Breakdown)	REF	3449001 thru 3449310, 3449312 thru 3449322, 3449324, 3449325 (without Entegra)
105	83356-006	ANNUNCIATOR PANEL ASSY - Right, Complete (See Figure 85B For Breakdown)	REF	3449311, 3449323, 3449326 thru 3449458 (with Entegra)
110	100845-003	GLARESHIELD ASSY	1	
110A	100846-002	* COOLING VENT	2	
-110B	515-713	* SCREW	4	
-110C	690-616	* WASHER - (NAS1149FN832P)	4	
-110D	506-627	* NUT - (MS21042-L08)	4	
115	548-735	INSTRUMENT - Outside Air Temperature (OAT) (Alternate Part For Item 115A)	1	
-115A	599-420	INSTRUMENT - Outside Air Temperature (OAT) (Alternate Part For Item 115)	1	
-115B	83932-007	BRACKET ASSY - (OAT Gauge)	1	
-115C	87240-006	SHIM	1	
-115D	404-323	NUT (AN316-5R) (USE WITH ITEM 115A)	1	
120	755-101	GAUGE - Oxygen (See Figure 82)	1	
125	89416-005	PANEL ASSY - Circuit Breaker (See Note 3)	1	
-125A	89416-006	PANEL ASSY - Circuit Breaker (See Note 4)	1	

- ITEM NOT ILLUSTRATED

When ordering, always specify Part Number, Description, and Serial Number of Aircraft

PIPER AIRCRAFT, INC.
PA-34-220T
AIRPLANE PARTS CATALOG

Figure and Index Number	Part Number	Nomenclature	No. Req.	Serial Numbers Affected
44A-				
-125B	89416-007	PANEL ASSY - Circuit Breaker	1	3449042 thru 3449048
-125C	89416-008	PANEL ASSY - Circuit Breaker (See Note 10)	1	3449285 and up
130	-----	ELECTRICAL AND AVIONICS SWITCHES (See Note 5) (See Figure 87 For Breakdown and Part Numbers)	REF	
135	-----	ICE PROTECTION SYSTEM CONTROLS (See Note 5) (See Figure 88 For Breakdown and Part Numbers)	REF	
140	-----	AVIONICS INSTALLATIONS (See Notes 5 and 12) (See Figure 101 For Breakdown and Part Numbers)	REF	
145	-----	AIR CONDITIONING AND FAN SWITCHES (See Note 5) (For Airplanes Without Air Conditioning See Figure 78 For Breakdown and Part Numbers) (For Airplanes With Air Conditioning See Figure 79 For Breakdown and Part Numbers)	REF	
150	581-433	PLUG	1	
-150A	453-864	SNAP BUSHING	1	
-150B	484-280	RECEPTACLE	1	
155	486-082	SCREW	2	

NOTES:

1. TWO INSTRUMENTS ARE REQUIRED FOR AIRPLANES WITH DUAL INSTRUMENT PANEL.
2. USED ON AIRPLANES WITH DUAL INSTRUMENT PANEL.
3. USED ON AIRPLANES WITH ENTERTAINMENT CONSOLE.
4. USED ON AIRPLANES WITHOUT ENTERTAINMENT CONSOLE.
5. ILLUSTRATED FOR REFERENCE ONLY.
SEE REFERENCE FIGURE FOR ITEM BREAKDOWN.
6. REFER TO PIPER SERVICE BULLETIN 1031, LATEST REVISION.
7. REFER TO PIPER SERVICE BULLETIN 1081, LATEST REVISION.
8. REFER TO PIPER SERVICE LETTER 1048, LATEST REVISION.
9. USED ON AIRPLANES EQUIPPED WITH OPTIONAL HONEYWELL IHAS SYSTEM.
10. REFERENCE PIPER SERVICE LETTER 1108, LATEST REVISION.
11. REFERENCE PIPER SERVICE BULLETIN 1039, LATEST REVISION.
12. REFERENCE PIPER SERVICE BULLETIN 1135, LATEST REVISION.

- ITEM NOT ILLUSTRATED

When ordering, always specify Part Number, Description, and Serial Number of Aircraft

PIPER AIRCRAFT, INC.
PA-34-220T
AIRPLANE PARTS CATALOG

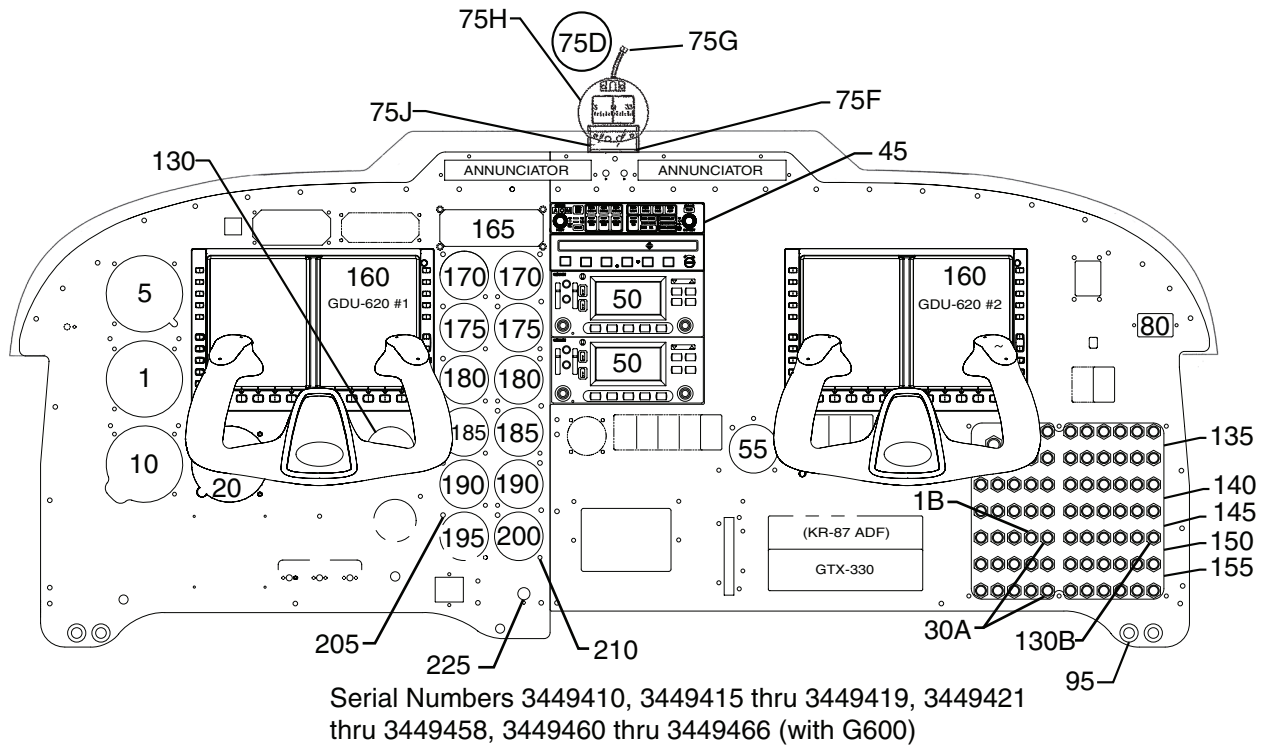
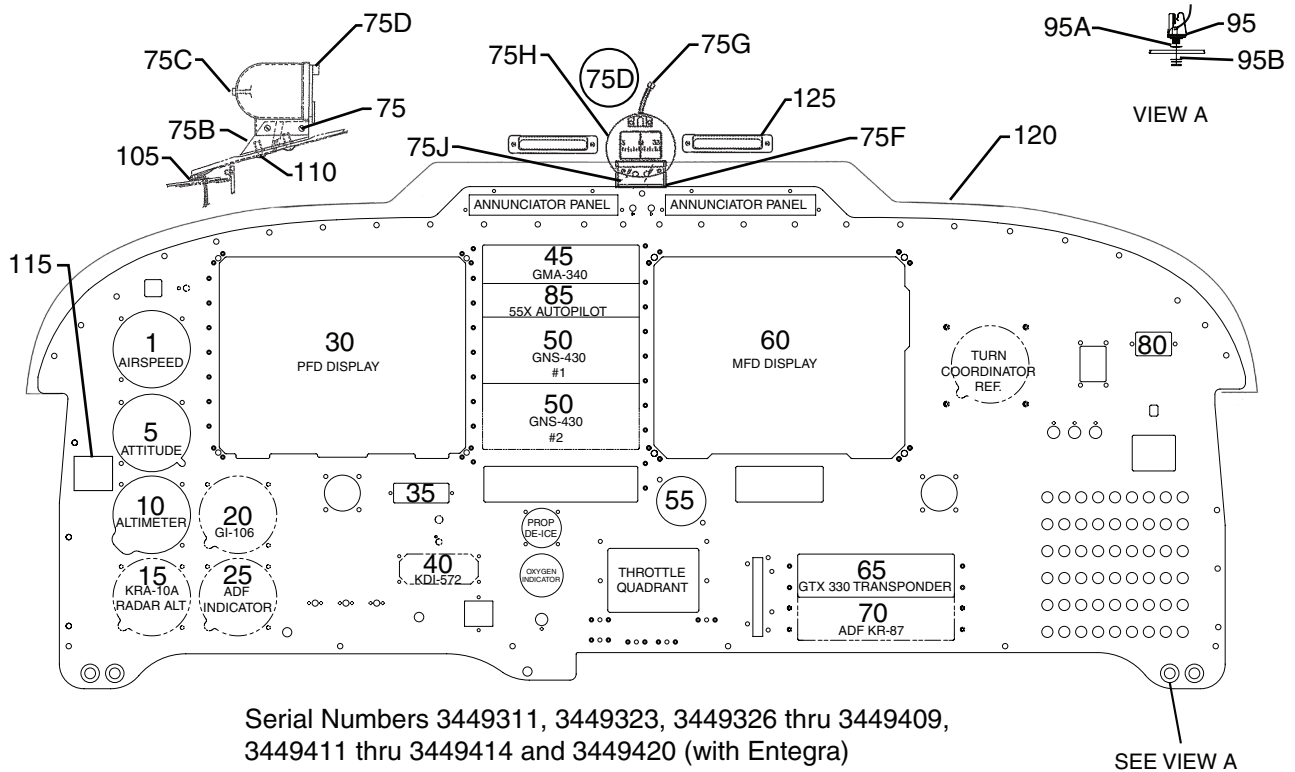


Figure 44B. Instrument Panel Installation (with Entegra and with G600)

PIPER AIRCRAFT, INC.
PA-34-220T
AIRPLANE PARTS CATALOG

Figure and Index Number	Part Number	Nomenclature	No. Req.	Serial Numbers Affected
44B-	101814 (G)	DRAWING - System Installation – Avionics		3449311, 3449323, 3449326 and up (with Entegra)
	107350	DRAWING - G600 Avionics Installation		3449410 and up (with G600)
	85356 (T)	DRAWING - Instrument Installation – Flight		3449311, 3449323, 3449326 and up (with Entegra)
	107316 (C)	DRAWING - Flight Instruments System Installation		3449410 and up (with G600)
	101817 (B)	DRAWING - System Installation – Autopilot 55X		3449311, 3449323, 3449326 and up (with Entegra)
	107351 (A)	DRAWING - ADF System Installation		3449410 and up (with G600)
	101816 (D)	DRAWING - Electrical Installation		3449311, 3449323, 3449326 and up (with Entegra)
	87217 (J)	DRAWING - Compass Installation		
	87290	DRAWING - Placard Installation		
	85200 (DD)	DRAWING - Interior Installation		3449311, 3449323, 3449326 and up (with Entegra)
	89481	DRAWING - Hour Meter Instrument Installation		
	100765	DRAWING - Engine Instruments Installation		
	107370	DRAWING - Placard Installation (G600)		3449410 and up (with G600)
	107312 (A)	DRAWING - Instrument Panel Harness Installation		3449410 and up (with G600)
1	602-219	INSTRUMENT - Airspeed Indicator	1	
-1A	520-009	SCREW	AR	
1B	454-766	CIRCUIT BREAKER - STBY ADI (2 amp)	1	
5	602-319	INDICATOR - Standby Attitude with Battery	1	
-5A	515-712	SCREW	3	
10	548-331	INSTRUMENT - Altimeter - Sensitive	1	
10	548-407	INSTRUMENT - Altimeter - Encoder (alternate)	1	
-10A	520-009	SCREW	3	
15	598-445	KIT - King KRA 10A Altimeter Receiver/Transmitter (optional)	1	
-15A	520-009	SCREW	3	
20	602-239	INDICATOR - NAV GI 106A with Glidescope (optional)	1	
-20A	520-009	SCREW	3	
25	598-180	INDICATOR KI-227-00 ADF with Install Kit - (optional)	1	
-25A	515-710	SCREW	3	
30	-----	PFD DISPLAY - EXP5000 (Avidyne 700-00006-002) (See Note 1) (Reference Piper Service Letter 1123, latest revision)	1 1	
30A	454-738	CIRCUIT BREAKER - (5 amp, PFD 1 and 2)	2	
35	602-293	INDICATOR - IHAS	1	
-35A	515-716	SCREW	2	
40	601-245	KIT - DME, Honeywell KN-63, (optional)	1	
-40A	515-716	SCREW	4	
45	-----	GMA340 Audio Panel/Mkr Rcvr Unit (Garmin 011-00401-10) (See Note 1)	1	
-45A	414-741	SCREW - (MS24693-S25)	8	
-45B	406-428	NUT - (C8095-632-3B)	8	

- ITEM NOT ILLUSTRATED

When ordering, always specify Part Number, Description, and Serial Number of Aircraft

PIPER AIRCRAFT, INC.
PA-34-220T
AIRPLANE PARTS CATALOG

Figure and Index Number	Part Number	Nomenclature	No. Req.	Serial Numbers Affected
44B-50	-----	RADIO - GNS-430 (GPS/NAV/COM) UNIT (Garmin 011-00280-00) (See Note 1)	2	
50	-----	RADIO - GNS-430W (GPS/NAV/COM) UNIT (Garmin 011-01060-00) (See Note 1)	2	3449398 and up (Entegra/WAAS)
-50A	414-741	SCREW - (MS24693-S25)	8	
-50B	406-428	NUT - (C8095-632-3B)	8	
55	602-224	FLAP INDICATOR	1	
-55A	554-593	CLAMP	1	
60	-----	MFD DISPLAY - EX5000 (Avidyne 700-00030-805) (See Note 1)	1	
65	-----	TRANSPONDER - GTX330 (Garmin 011-00455-00) (See Note 1)	1	
-65A	414-741	SCREW - (MS24693-S125)	4	
70	601-203	RADIO - KR-87 ADF (See Figure 97A for Antenna Doubler)	1	
-70A	414-506	SCREW - (MS24693-S26)	4	
75	552-571	ATTACHMENT - (36588-007)	2	
-75A	79600-007	HOUSING	1	
75B	87717-003	BASE	1	
75C	486-284	SCREW	1	
75D	67462-008	COMPASS ASSY	1	
-75E	554-382	* DEVIATION CARD (See Figure 44)	REF	
75F	79650-002	* HOLDER - Card	1	
75G	488-554	* TERMINAL	2	
75H	598-599	* COMPASS	1	
75J	494-679	* WINDOW	1	
80	550-580	INSTRUMENT - Hour Meter (51006-000)	1	
-80A	520-046	SCREW	4	
-80B	404-533	NUT - (MS21042-04)	4	
85	-----	KIT SYSTEM 55X - Autopilot Computer with Yaw Damper (See Figure 101 Item 3A)	REF	
85	-----	KIT SYSTEM 55X - Autopilot Computer - without Yaw Damper (See Figure 101 Item 3)	REF	
-90	652-534	KIT MAGNETOMETER	1	
95	468-002	JACK - MIC (See Figure 97)	REF	
95A	467-493	INSULATOR	4	
95B	594-048	WASHER - Insulating (behind panel)	4	
-100	694-202	HEADPHONES	4	
105	581-433	PLUG	1	
-105A	453-864	SNAP BUSHING	1	
-105B	484-280	RECEPTACLE	1	
110	486-082	SCREW	2	
115	88435-002	KIT - DECAL - Attitude Indicator (See Section XIV Piper Service And Optional Kits)	REF	3449311, 3449323, 3449326 thru 3449387
115	684-745	DECAL - Attitude Indicator (84967-339) (See Figure 104B)	REF	3449311, 3449323, 3449326 and up
120	100845-003	GLARESHIELD ASSY	1	
125	100846-002	* COOLING VENT	2	
-125A	515-714	* SCREW	4	
-125B	690-616	* WASHER - (NAS1149FN832P)	4	
-125C	506-627	* NUT - (MS21042-L08)	4	
130	602-940	CLOCK - (M800)	1	3449410 thru 3449458 (with G600)

- ITEM NOT ILLUSTRATED

When ordering, always specify Part Number, Description, and Serial Number of Aircraft

PIPER AIRCRAFT, INC.
PA-34-220T
AIRPLANE PARTS CATALOG

Figure and Index Number	Part Number	Nomenclature	No. Req.	Serial Numbers Affected
44B-				
-130A	515-716	SCREW	4	
-130B	454-755	CIRCUIT BREAKER - (1 amp/Clock)	1	
135	684-931	PLACARD - Circuit Breaker (107371-002) (See Figure 104B)	REF	3449410 thru 3449458 (with G600)
140	684-932	PLACARD - Circuit Breaker (107371-003) (See Figure 104B)	REF	3449410 thru 3449458 (with G600)
145	684-933	PLACARD - Circuit Breaker (107371-004) (See Figure 104B)	REF	3449410 thru 3449458 (with G600)
150	684-934	PLACARD - Circuit Breaker (107371-005) (See Figure 104B)	REF	3449410 thru 3449458 (with G600)
155	684-935	PLACARD - Circuit Breaker (107371-006) (See Figure 104B)	REF	3449410 thru 3449458 (with G600)
160	-----	DISPLAY UNIT - GDU-620 (Garmin 011-01264-00) (See Note 1)	2	
165	680-745	MONITOR - Digital Display (100624-001)	1	
-165A	520-009	SCREW - (lusterless black)	4	
170	602-201	INDICATOR - Map (100624-002)	2	
175	602-202	INDICATOR - RPM (100624-003)	2	
180	602-203	INDICATOR - TIT (100624-004)	2	
185	602-256	INDICATOR - FF/CHT (100624-010)	2	
190	602-205	INDICATOR - OT/OP (100624-006)	2	
195	602-245	INDICATOR - VAC (100624-009)	1	
200	602-259	INDICATOR - Fuel Quantity (100624-011)	1	
205	517-810	SCREW - (lusterless black)	12	
210	515-718	SCREW - (lusterless black)	12	
-215	554-593	CLAMP - Engine Instrument	12	
-220	652-657	KIT - G600 Installation (GRS77/GMU44/GDC74/GDU620)	1	
225	571-233	KNOB - Landing Gear Switch (67439-002)	1	

NOTES:

1. MANUFACTURER'S PART NUMBERS ARE INCLUDED FOR REFERENCE ONLY. CONTACT MANUFACTURER FOR SERVICE OR REPLACEMENT.

- ITEM NOT ILLUSTRATED

When ordering, always specify Part Number, Description, and Serial Number of Aircraft

PIPER AIRCRAFT, INC.
PA-34-220T
AIRPLANE PARTS CATALOG

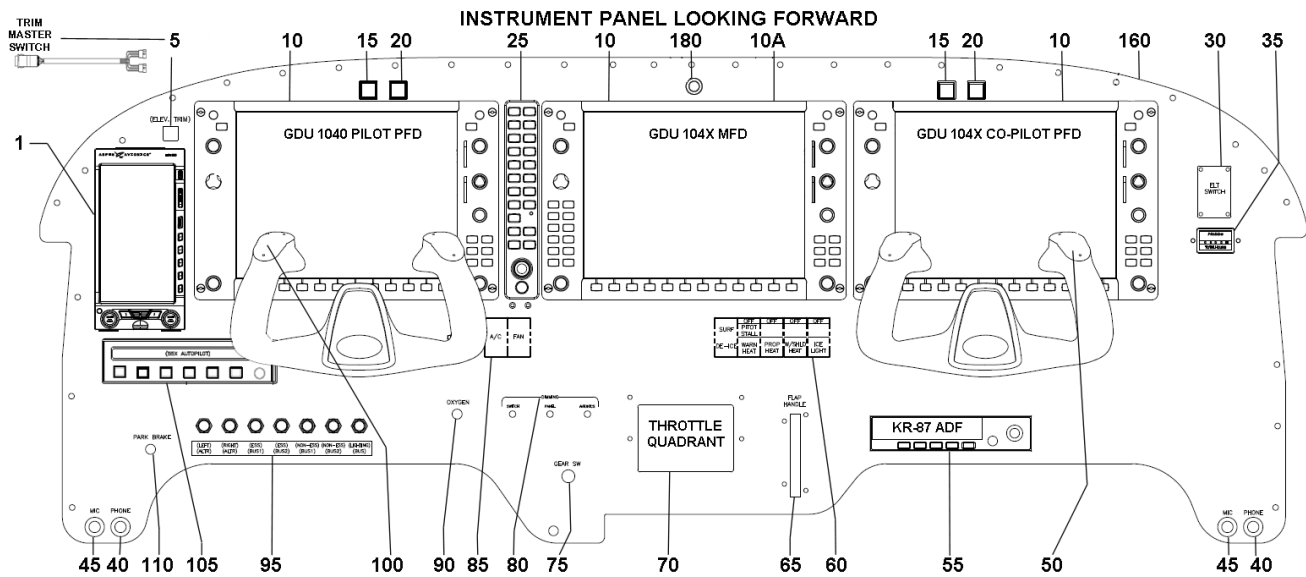


Figure 44C. Instrument Panel Installation (Seneca V G1000)
 (Serial Numbers 3449459, 3449467 thru 3449508)
 Sheet 1 of 3

PIPER AIRCRAFT, INC.
PA-34-220T
AIRPLANE PARTS CATALOG

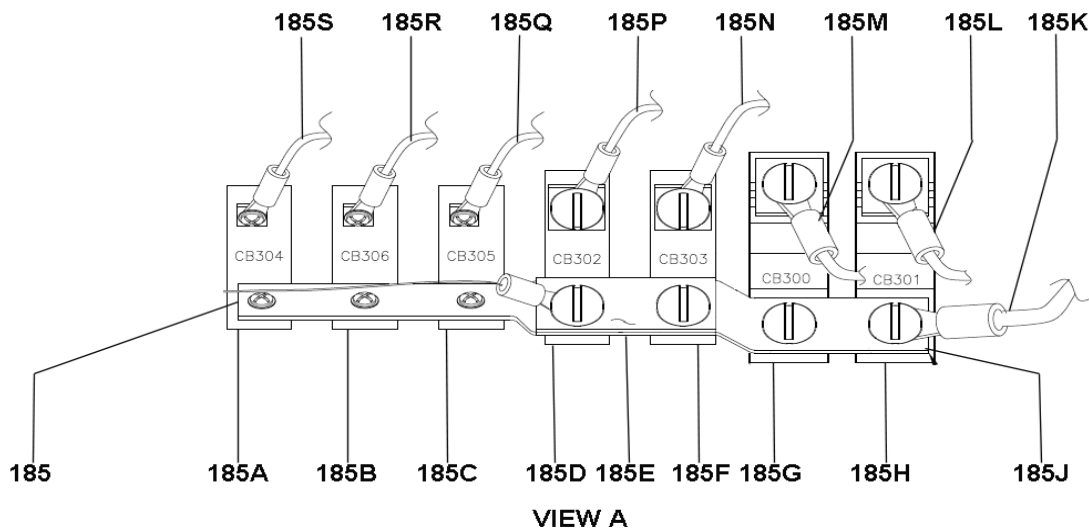
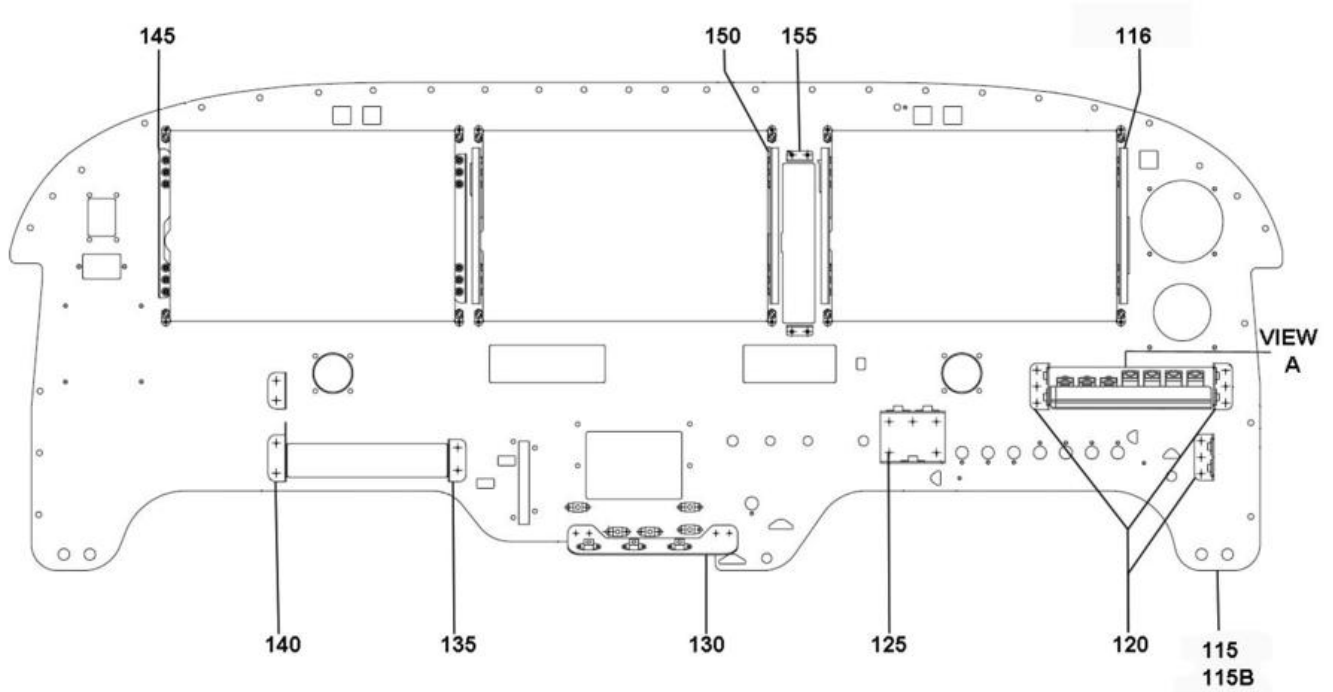


Figure 44C. Instrument Panel Installation (Seneca V G1000)
 (Serial Numbers 3449459, 3449467 thru 3449508)
 Sheet 2 of 3

PIPER AIRCRAFT, INC.
PA-34-220T
AIRPLANE PARTS CATALOG

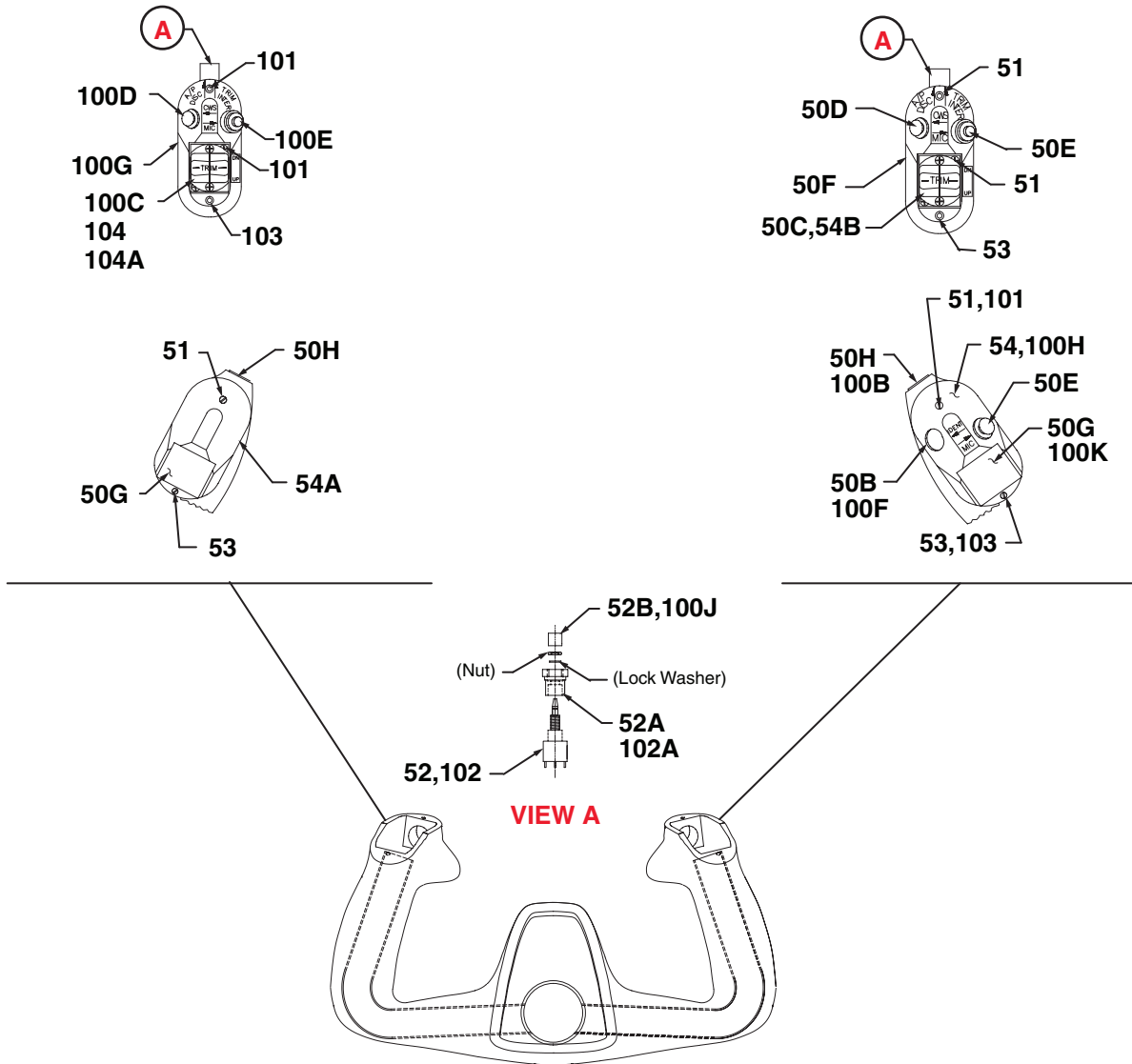


Figure 44C. Instrument Panel Installation (Seneca V G1000)
 (Serial Numbers 3449459, 3449467 thru 3449508)
 Sheet 3 of 3

**PIPER AIRCRAFT, INC.
PA-34-220T
AIRPLANE PARTS CATALOG**

THIS PAGE INTENTIONALLY LEFT BLANK

PIPER AIRCRAFT, INC.
PA-34-220T
AIRPLANE PARTS CATALOG

Figure and Index Number	Part Number	Nomenclature	No. Req.	Serial Numbers Affected
44C-	107250 (L)	DRAWING - System Installation – G1000 Avionics		3449459, 3449467 thru 3449508
	107270 (R)	DRAWING - Electrical Installation – Seneca V G1000		3449459, 3449467 thru 3449508
	107326	DRAWING - System Installation – Stormscope - WX - 500		3449459, 3449467 and up
	107266	DRAWING - System Installation – Iridium GSR - 56		3449459, 3449467 and up
	107265 (E)	DRAWING - System Installation – G1000 XM		3449459, 3449467 and up
	107264 (B)	DRAWING - System Installation – GWX - 68 WXR		3449459, 3449467 thru 3449508
	107263 (C)	DRAWING - System Installation – GTS - 825 TAS		3449459, 3449467 and up
	107262	DRAWING - System Installation – ADF (KR - 87)		3449459, 3449467 thru 3449508
	107261 (B)	DRAWING - System Installation – KN63 DME		3449459, 3449467 and up
	107255 (C)	DRAWING - System Installation – EFD 1000		3449459, 3449467 and up
	107253 (C)	DRAWING - System Installation – Autopilot (AP/FD/TRIM/YD)		3449459, 3449467 thru 3449508
	107252 (E)	DRAWING - System Installation – Air Data No. 1 and No. 2		3449459, 3449467 thru 3449508
	107251 (D)	DRAWING - System Installation – AHRS		3449459, 3449467 thru 3449508
	106648 (G)	DRAWING - System Installation – ELT		3449459, 3449467 thru 3449508
	107231 (B)	DRAWING - Harness Assy Instrument Panel		3449459, 3449467 thru 3449508
	107281 (D)	DRAWING - Instrument Panel Assy		3449459, 3449467 and up
	100780 (L)	DRAWING - Oxygen System Installation		3449459, 3449467 and up
	107287 (F)	DRAWING - Glareshield Assy and Installation		3449459, 3449467 and up
1	602-464	STANDBY FLIGHT DISPLAY - EFD 1000	1	3449459, 3449467 and up
-1	602-465	INSTALLATION KIT - EFD 1000	1	3449459, 3449467 and up
-1	107241-002	HARNESS ASSY - EFD 1000	1	3449459, 3449467 and up
5	766-775	TRIM MASTER SWITCH - TRIM/ON/FAIL - Part of Cable 39229-2-14 or Cable 39229-4-14 (with Yaw Damper)	1	3449459, 3449467 and up
10	-----	DISPLAY UNIT - GDU 1040 (Garmin 011-00972-10) (See Note 1)	3	3449459, 3449467 and up
10	-----	DISPLAY UNIT - GDU 1040 with GFC 700 (Garmin 011-00972-10) (See Note 1)	2	3449459, 3449467 and up
10A	-----	DISPLAY UNIT - GDU 1044 with GFC 700 Autopilot (Garmin 011-01078-10) (See Note 1)	1	3449459, 3449492 thru 3449508
10A	-----	DISPLAY UNIT - GDU 1054 Autopilot (PS50193-87) (Garmin 011-03470-60) (See Note 1)	1	3449509 and up
10A	-----	DISPLAY UNIT - GDU 1045 with GFC 700 Autopilot (with Yaw) (Garmin 011-00819-10) (See Note 1)	1	3449459, 3449492 thru 3449508
10A	-----	DISPLAY UNIT - GDU 1055 Autopilot (with Yaw) (PS50193-81) (Garmin 011-03470-80) (See Note 1)	1	3449509 and up
15	PS50199-2	SWITCH - Push Button - Master Warning	2	
20	PS50199-1	SWITCH - Push Button - Master Caution	2	
25	-----	AUDIO PANEL - GMA 1347 (Garmin 011-00809-00) (See Note 1)	1	
-25	-----	CONNECTION KIT - GMA 1347 (Garmin 011-00813-01) (See Note 1)	1	
30	602-648	ELT REMOTE SWITCH - Part of PS50040-32-6 Kit (See Figures 98 and 98A)	1	3449459, 3449467 and up
35	550-580	METER ASSY - Engine Hour (51006-000)	1	
40	68856-012	PHONE JACK - Part of Installation Kit 79036-026	2	3449459, 3449467 and up
45	68856-012	MIC JACK - Part of Installation Kit 79036-026	2	3449459, 3449467 and up

- ITEM NOT ILLUSTRATED

When ordering, always specify Part Number, Description, and Serial Number of Aircraft

PIPER AIRCRAFT, INC.
PA-34-220T
AIRPLANE PARTS CATALOG

Figure and Index Number	Part Number	Nomenclature	No. Req.	Serial Numbers Affected
44C-				
50	101117-020	CONTROL WHEEL ASSY - (Co-pilot)	1	3449196 thru 3449478
50	101117-026	CONTROL WHEEL ASSY - (Co-pilot)	1	3449479 and up
50	101117-023	CONTROL WHEEL ASSY - (Co-pilot) GFC 700	1	3449459, 3449492 and up
-50A	100572-002	* CONTROL WHEEL ASSY - Complete (See Figure 68)	1	
50B	553-570	* CAP PLUG	2	
50C	84549-014	* TRIM SWITCH ASSY	1	
50C	84549-018	* TRIM SWITCH ASSY	1	3449459, 3449492 and up
50D	84549-008	* CWS SWITCH ASSY	1	
50E	84549-017	* MICROPHONE SWITCH ASSY	1	
50F	82974-017	* SWITCH CAP - (Left Horn), 2 Axis	1	
50G	82940-003	* TRIM SWITCH - Plug	2	
50H	553-571	* CAP PLUG	1	
51	414-690	* SCREW - (AN505B2-R6)	4	
52	84549-016	* A/P DISCONNECT SWITCH	1	3449459, 3449492 and up
52A	106902-002	* BUSHING	1	3449459, 3449492 and up
52B	602-545	* PUSHBUTTON CAP - (1825068-2)	1	3449459, 3449492 and up
53	415-421	* SCREW - (MS35198-7)	2	
54	82974-008	* SWITCH CAP - (Right Horn), 2 Axis	1	
54A	82940-002	* SWITCH CAP - Blank	1	
54B	106963-001	* SPACER - Trim switch	1	3449459, 3449492 and up
55	601-203	RADIO - KR-87 ADF	1	
60A	PS50200-022	SWITCH CAP - OFF - ICE - LIGHT	1	
-60B	100689-002	SWITCH ASSY - ICE LIGHT	1	
-60C	472-200	LAMP	2	
60D	PS50200-048	SWITCH CAP - OFF - W/SHLD - HEAT	1	
-60E	688-296	SWITCH	1	
-60F	472-200	LAMP	2	
60G	PS50200-017	SWITCH CAP - OFF - PROP - HEAT	1	
-60H	688-296	SWITCH	1	
-60J	472-200	LAMP	2	
60K	PS50200-007	SWITCH CAP - OFF - PITOT - STALL - WARN - HEAT	1	
-60L	688-296	SWITCH	1	
-60M	472-200	LAMP	2	
60N	653-529	SWITCH CAP - SURF - DE-ICE	1	
-60P	688-297	SWITCH	1	
-60Q	472-200	LAMP	2	
65	99243-000	COVER - Flap Handle	1	
70	95136-012	QUADRANT - Control Assy	1	
-75	602-522	SWITCH - ELECTRIC LEVER LOCK - Landing Gear	1	
75	67439-002	KNOB- Landing Gear Switch	1	
80	107756-002	POTENTIOMETER ASSY - Avionics Dimmer	1	3449459, 3449467 and up
80A	571-239	KNOB (4555-000)	3	
80B	681-025	DIMMER - Lighting Control (Switch and Panel)	2	
85A	PS50200-050	SWITCH CAP - OFF/AIR COND	1	
-85B	688-296	SWITCH - On/Off	1	
-85C	472-200	LAMP	2	
85D	PS50200-051	SWITCH CAP - HIGH FAN/OFF/LOW FAN	1	
-85E	688-298	SWITCH - On/Off	1	
-85F	472-200	LAMP	2	
85G	89848-072	SWITCH CAP - YD	1	
-85H	688-298	SWITCH - On/Off	1	
-85J	472-200	LAMP	2	
85K	PS50200-067	SWITCH CAP - AP	1	
-85L	602-500	SWITCH - On/Off	1	
-85M	472-200	LAMP	2	

- ITEM NOT ILLUSTRATED

When ordering, always specify Part Number, Description, and Serial Number of Aircraft

PIPER AIRCRAFT, INC.
PA-34-220T
AIRPLANE PARTS CATALOG

Figure and Index Number	Part Number	Nomenclature	No. Req.	Serial Numbers Affected
44C-				
-85N	571-162	KNOB - Thermostat	1	
90	653-960	CABLE - Oxygen, Push - Pull Control	1	
95	107274-007	PLACARDS LIGHTED - Circuit Breakers	1	3449459, 3449467 and up
-95A	107386-002	COVER ASSY - Circuit Breaker	1	3449459, 3449467 and up
-95B	414-695	SCREW - (MS24693-S4)	2	
100	101117-016	CONTROL WHEEL ASSY - (Pilot)	1	3449196 and up
100	101117-022	CONTROL WHEEL ASSY - (Pilot) GFC 700	1	3449459, 3449492 and up
-100A	100572-002	* CONTROL WHEEL ASSY - Complete (See Figure 68)	1	
100B	553-571	* CAP - Plug	1	
100C	84549-014	* TRIM SWITCH ASSY	1	
100D	84549-008	* CWS SWITCH ASSY	1	
100E	84549-004	* MICROPHONE SWITCH ASSY	1	
100F	84549-003	* XPDR IDENT SWITCH ASSY	1	
100G	82974-017	* SWITCH CAP - (Left Horn), 2 Axis	1	
100H	82974-004	* SWITCH CAP - (Right Horn), 2 Axis	1	
100J	602-545	* PUSHBUTTON CAP - (1825068-2)	1	3449459, 3449492 and up
100K	82940-003	* TRIM SWITCH - Plug	1	
101	414-690	* SCREW - (AN505B2-R6)	4	
102	84549-016	* A/P DISCONNECT SWITCH	1	3449459, 3449492 and up
102A	106902-002	* BUSHING	1	3449459, 3449492 and up
103	415-521	* SCREW - (MS35198-7)	2	
104	84549-018	* TRIM ASSY - Electrical	1	3449459, 3449492 and up
104A	106963-001	* SPACER - Trim switch	1	3449459, 3449492 and up
105	-----	KIT - SYSTEM 55X - without Yaw Damper (See Figure 101 Item 3)	REF	
105	-----	KIT - SYSTEM 55X - with Yaw Damper (See Figure 101 Item 3A)	REF	
-105A	104799-006	BRACKET ASSY	1	3449459, 3449467 and up
-105B	415-518	SCREW	1	
-105C	414-739	SCREW	5	
110	98383-000	CONTROL ASSY - Park Brake	1	
115	107281-002	INSTRUMENT PANEL ASSY	1	3449467 thru 3449508
-115A	107280-002	* INSTRUMENT PANEL G1000	1	3449467 thru 3449508
115B	107281-004	INSTRUMENT PANEL ASSY (See Note 2)	1	3449459, 3449467 thru 3449508
-115C	107280-003	* INSTRUMENT PANEL G1000 - (Optional Equipment)	1	3449459, 3449467 thru 3449508
-115D	107280-004	* INSTRUMENT PANEL G1000	1	3449459, 3449467 thru 3449508
116	104822-005	* RACK ASSY	1	3449509 and up
120	104798-005	BRACKET ASSY	3	3449459, 3449467 and up
125	107283-002	BRACKET ASSY	1	3449459, 3449467 and up
130	107303-001	BRACKET ASSY	1	3449459, 3449467 and up
135	104872-004	BRACKET ASSY - (Optional Equipment)	1	3449459, 3449467 and up
140	104872-007	BRACKET ASSY - (Optional Equipment)	1	3449459, 3449467 and up
145	107285-005	SHELF ASSY	1	3449459, 3449467 and up
150	104871-005	RACK ASSY	1	3449467 and up
-150A	104791-007	BRACKET ASSY RIGHT MFD	1	3449467 and up
-150B	107282-004	CLIP ASSY	1	3449459, 3449467 and up
-150C	520-049	SCREW	4	
-150D	690-616	WASHER	4	
155	652-627	CLIP KIT	1	3449459, 3449467 and up
160	107287-002	GLARESHIELD ASSY	1	3449459, 3449467 and up
-160A	107556-002	* LED INSTRUMENT PANEL LIGHT ASSY	1	3449459, 3449467 and up
-160B	87713-018	PAD - Glareshield	1	

- ITEM NOT ILLUSTRATED

When ordering, always specify Part Number, Description, and Serial Number of Aircraft

PIPER AIRCRAFT, INC.
PA-34-220T
AIRPLANE PARTS CATALOG

Figure and Index Number	Part Number	Nomenclature	No. Req.	Serial Numbers Affected
44C-				
-160C	87713-032	PAD - Glareshield	1	
-165	39515-007	CLIP ASSY	1	3449459, 3449467 and up
-170	557-111	GROUND CONNECTOR	2	
-175	107388-002	BRACKET ASSY - Electrical Support G1000	1	3449459, 3449467 and up
180	107869-003	SWITCH ASSY - Level Mode (GFC 700 Autopilot Level Mode) (See Figure 101A)	REF	3449459, 3449492 and up
185	107273-015	BUS BAR	1	3449459, 3449467 and up
185A	454-763	BUS FEEDER CIRCUIT BREAKER - (LIGHTING) (BUS1) CB 304	1	
185B	454-763	BUS FEEDER CIRCUIT BREAKER - (NON - ESS) (BUS2) CB 306	1	
185C	454-763	BUS FEEDER CIRCUIT BREAKER - (NON - ESS) (BUS1) CB 305	1	
185D	454-758	BUS FEEDER CIRCUIT BREAKER - (ESS) (BUS2) CB 302	1	
185E	107273-014	BUS BAR	1	3449459, 3449467 and up
185F	454-758	BUS FEEDER CIRCUIT BREAKER - (ESS) (BUS1) CB 303	1	
185G	687-801	BUS FEEDER CIRCUIT BREAKER - (RIGHT) (ALTR) CB 300	1	
185H	687-801	BUS FEEDER CIRCUIT BREAKER - (LEFT) (ALTR) CB 301	1	
185J	107273-012	BUS BAR - Main Bus	1	3449459, 3449467 and up
185K	107307-006	CABLE ASSY - Single	1	3449459, 3449467 and up
185L	107307-007	CABLE ASSY - Single	1	3449459, 3449467 and up
185M	107307-008	CABLE ASSY - Single	1	3449459, 3449467 and up
185N	107307-009	CABLE ASSY - Single (See Figures 86B and 86C)	REF	3449459, 3449467 and up
185P	107307-010	CABLE ASSY - Single (See Figures 86B and 86C)	REF	3449459, 3449467 and up
185Q	107307-011	CABLE ASSY - Single (See Figures 86B and 86C)	REF	3449459, 3449467 and up
185R	107307-012	CABLE ASSY - Single (See Figures 86B and 86C)	REF	3449459, 3449467 and up
185S	107307-013	CABLE ASSY - Single (See Figures 86B and 86C)	REF	3449459, 3449467 and up

NOTES:

1. MANUFACTURER'S PART NUMBERS ARE INCLUDED FOR REFERENCE ONLY. CONTACT MANUFACTURER FOR SERVICE OR REPLACEMENT.
2. REQUIRED WHEN GFC 700 AUTOPILOT IS INSTALLED.

- ITEM NOT ILLUSTRATED

When ordering, always specify Part Number, Description, and Serial Number of Aircraft

PIPER AIRCRAFT, INC.
PA-34-220T
AIRPLANE PARTS CATALOG

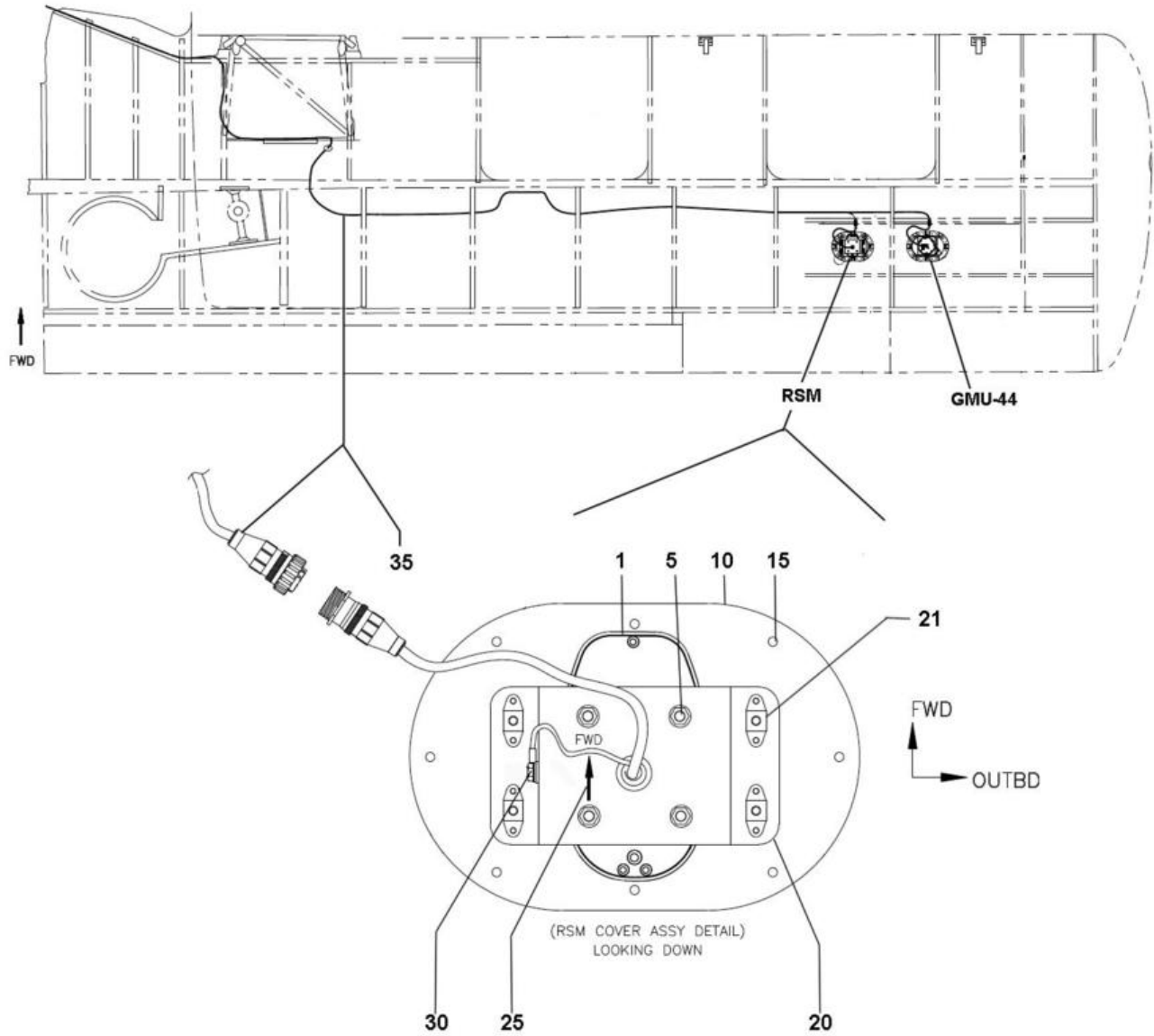


Figure 44D. System Installation - Standby Instrument and Remote Sensor Module (RSM) (Seneca V G1000)
 (Serial Numbers 3449459, 3449467 and up)
 Sheet 1 of 2

**PIPER AIRCRAFT, INC.
PA-34-220T
AIRPLANE PARTS CATALOG**

Figure 44D. System Installation - Standby Instrument and Remote Sensor Module (RSM) (Seneca V G1000)
(Serial Numbers 3449459, 3449467 and up)
Sheet 2 of 2

PIPER AIRCRAFT, INC.
PA-34-220T
AIRPLANE PARTS CATALOG

Figure and Index Number	Part Number	Nomenclature	No. Req.	Serial Numbers Affected
44D-	107250 (L)	DRAWING - System Installation – G1000 Avionics		3449459, 3449467 and up
	107270 (R)	DRAWING - Electrical Installation – Seneca V - G1000		3449459, 3449467 and up
	107255 (C)	DRAWING - System Installation – G1000 Standby Instrument		3449459, 3449467 and up
	37093 (BU)	DRAWING - Wing Assy Complete		
1	602-467	REMOTE SENSOR MODULE - RSM	1	3449459, 3449467 and up
-1	602-468	INSTALLATION KIT RSM	1	3449459, 3449467 and up
5	-----	SCREW - (Part Of Installation Kit RSM 603395)	4	
-5A	-----	WASHER - (Part Of Installation Kit RSM 603395)	4	
-5B	-----	NUT - (Part Of Installation Kit RSM 603395)	4	
10	107534-001	COVER - RSM	1	3449459, 3449467 and up
-10A	415-378	SCREW - (MS51957-45)	4	
15	520-066	SCREW - (MS27039-C0809)	8	
-15A	477-958	CLIP NUT - (MM4002-08C1)	8	
20	107393-001	BRACKET ASSY	1	3449459, 3449467 and up
21	404-137	* NUTPLATE - (MS21060L08)	5	
25	684-057	DECAL - FWD - (100700-110)	1	
30	488-463	TERMINAL - (PS10025-2-6)	1	
-30A	415-378	SCREW - (MS51957-45)	1	
-30B	690-651	WASHER - (NAS1149FN832R)	2	
35	107714-007	HARNES ASSY - EFD1000 - Wing	1	3449459, 3449467 and up
40	107714-006	HARNES ASSY - EFD1000 - Cabin	1	3449459, 3449467 and up
45	602-466	CONFIGURATION MODULE	1	3449459, 3449467 and up
50	602-464	EFD DISPLAY ASSY	1	3449459, 3449467 and up
-50	602-465	INSTALLATION KIT EFD 1000	1	3449459, 3449467 and up
55	-----	BRACKET (Part Of Installation Kit EFD 1000)	1	3449459, 3449467 and up
60	414-756	SCREW - (AN507-632R12 or MS24693-S30)	6	
-60A	690-640	WASHER - (NAS1149FN632P)	6	
-60B	603-395	NUT - (MS21044N06)	6	

- ITEM NOT ILLUSTRATED

When ordering, always specify Part Number, Description, and Serial Number of Aircraft

**PIPER AIRCRAFT, INC.
PA-34-220T
AIRPLANE PARTS CATALOG**

THIS PAGE INTENTIONALLY LEFT BLANK

PIPER AIRCRAFT, INC.
PA-34-220T
AIRPLANE PARTS CATALOG

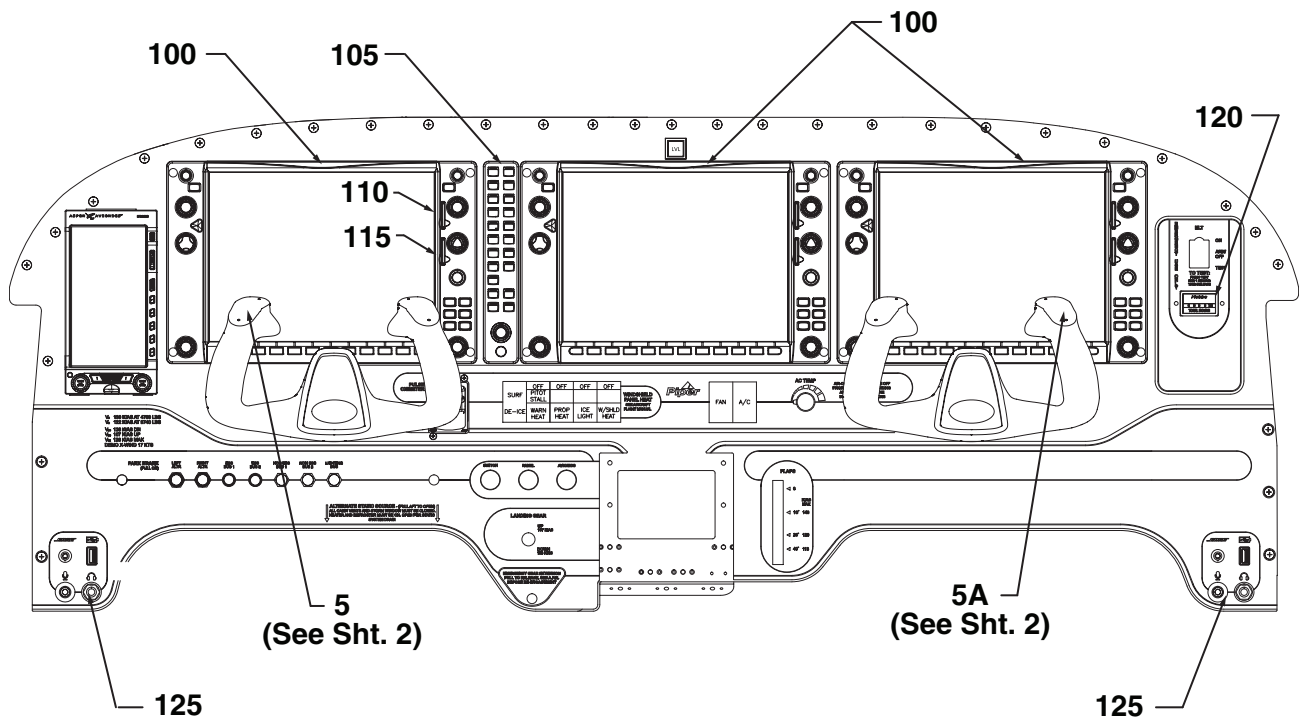


Figure 44E. Instrument Panel Installation (G1000 NXi)
 (Serial Numbers 3449509 and up)
 Sheet 1 of 3

PIPER AIRCRAFT, INC.
PA-34-220T
AIRPLANE PARTS CATALOG

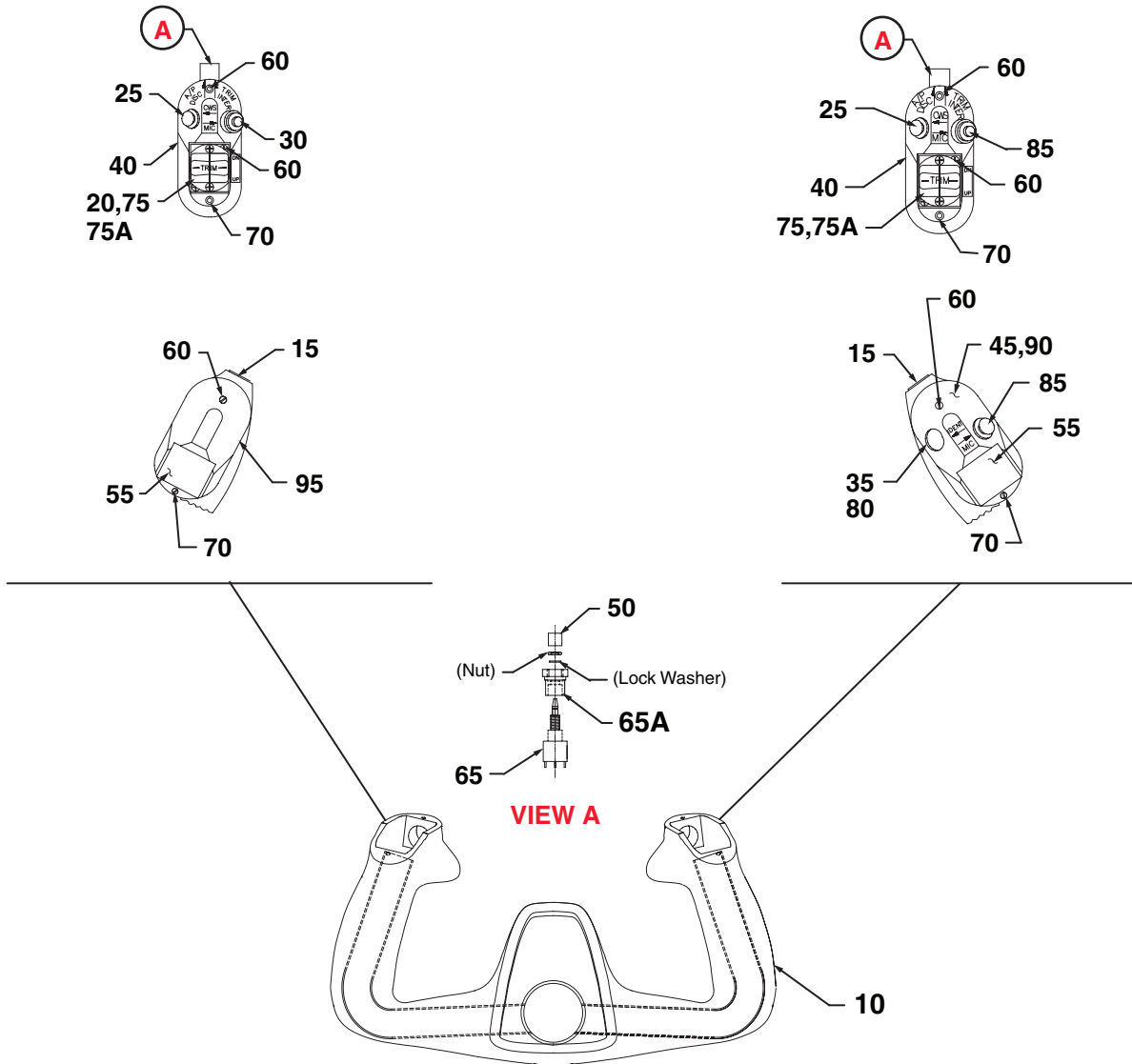


Figure 44E. Instrument Panel Installation (G1000 NXi)
 (Serial Numbers 3449509 and up)
 Sheet 2 of 3

PIPER AIRCRAFT, INC.
PA-34-220T
AIRPLANE PARTS CATALOG

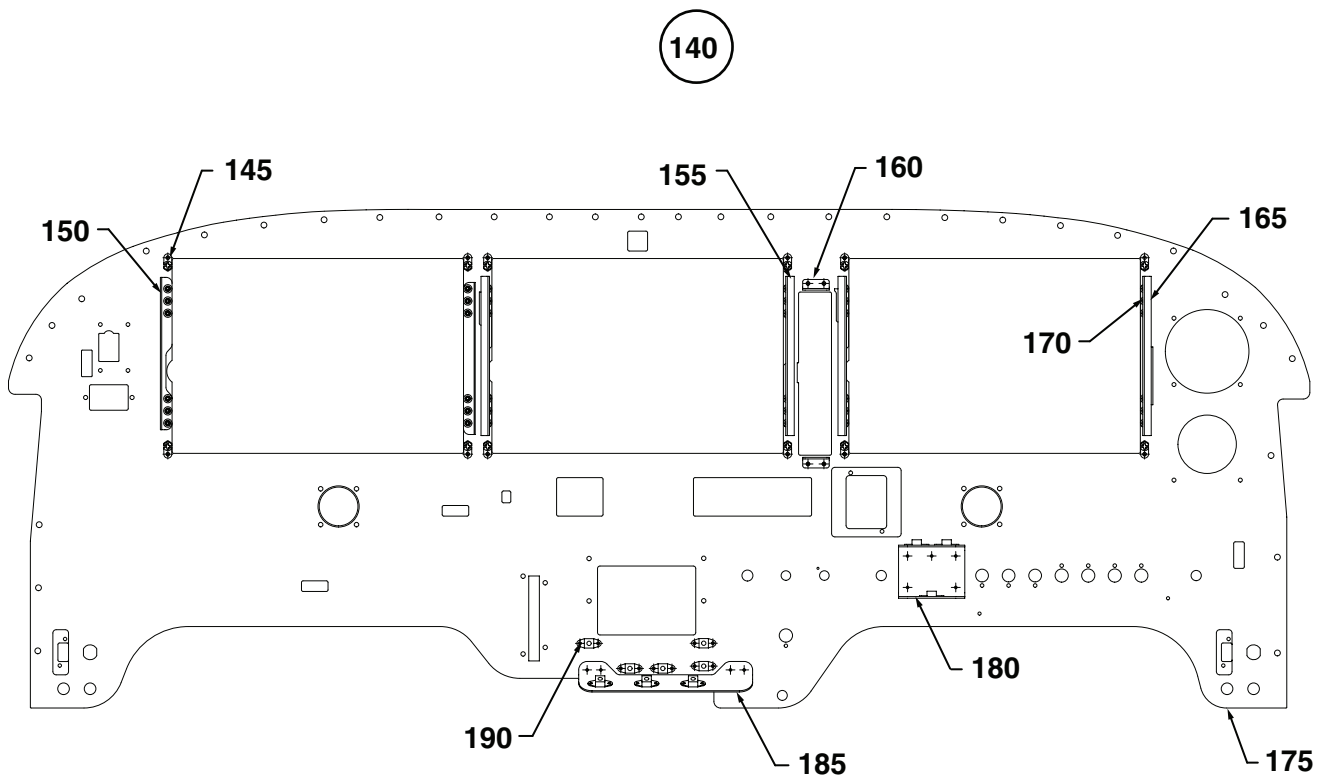


Figure 44E. Instrument Panel Installation (G1000 NXi)
(Serial Numbers 3449509 and up)
Sheet 3 of 3

PIPER AIRCRAFT, INC.
PA-34-220T
AIRPLANE PARTS CATALOG

Figure and Index Number	Part Number	Nomenclature	No. Req.	Serial Numbers Affected
44E-	34F34A000 (A)	DRAWING - System Installation – G1000 NXi Avionics		3449509 and up
1	34F34A000-001	SYSTEM INSTALL:ATION - Avionics Fuselage G1000 NXi (with GFC 700)	REF	3449509 and up
5	101117-016	* CONTROL WHEEL ASSY - (Pilot)	1	
5	101117-022	* CONTROL WHEEL ASSY - (Pilot) GFC 700	1	
5A	101117-026	* CONTROL WHEEL ASSY - (Co-pilot)	1	
5A	101117-023	* CONTROL WHEEL ASSY - (Co-pilot) GFC 700	1	
10	100572-002	** CONTROL WHEEL ASSY - Complete (See Figure 68)	1	
15	553-571	** CAP - Plug	1	
20	84549-014	** TRIM SWITCH ASSY	1	
25	84549-008	** CWS SWITCH ASSY	1	
30	84549-004	** MICROPHONE SWITCH ASSY	1	
35	84549-003	** XPDR IDENT SWITCH ASSY	1	
40	82974-017	** SWITCH CAP - (Left Horn), 2 Axis	1	
45	82974-004	** SWITCH CAP - (Right Horn), 2 Axis	1	
50	602-545	** PUSHBUTTON CAP - (1825068-2)	1	
55	82940-003	** TRIM SWITCH - Plug	1	
60	414-690	** SCREW - (AN505B2-R6)	4	
65	84549-016	** A/P DISCONNECT SWITCH	1	
65A	106902-002	** BUSHING	1	
70	415-521	** SCREW - (MS35198-7)	2	
75	84549-018	** TRIM ASSY - Electrical	1	
75A	106963-001	** SPACER - Trim switch	1	
80	553-570	** CAP PLUG	2	
85	84549-017	** MICROPHONE SWITCH ASSY	1	
90	82974-008	** SWITCH CAP - (Right Horn), 2 Axis	1	
95	82940-002	** SWITCH CAP - Blank	1	
100	-----	* DISPLAY UNIT - GDU 1050 (PS50193-76) (Garmin 011-03470-00) (SEE NOTE 3)	3	
105	-----	* AUDIO PANEL - GMA 1360 (PS50193-91) (Garmin 011-03568-00) (SEE NOTES 1 and 3)	1	
110	PS50207-1	* SD CARD - Blank	2	
115	692-316	* SD CARD - Flight Stream 510 (SEE NOTE 2)	1	
120	51006-000	* METER ASSY - Engine Hour (550-580)	1	
-120A	486-156	* SCREW - (PS10084-56-2)	2	
-120B	404-523	* NUT - (MS21042-04)	2	
125	68856-013	* MICROPHONE KIT	1	
-130	474-642	** MICROPHONE	1	
-135	100850-006	FUSELAGE ASSY	REF	
140	107281-005	* INSTRUMENT PANEL ASSY	1	3449509 and up
145	652-628	** NUTPLATE KIT - (011-00821-01)	3	
150	34F53A010-001	** RACK ASSY	1	3449509 and up
155	104871-005	** RACK ASSY	1	
160	652-627	** CLIP KIT - (001-01001-00)	1	
165	104822-005	** RACK ASSY	1	
170	414-697	** SCREW - (MS24693-S5)	36	
-170A	404-533	** NUT - (MS21042-04)	36	
-170B	690-668	** WASHER - (NAS1149FN432P)	36	
175	107280-005	** INSTALLATION PANEL - G1000 NXi	1	3449509 and up
180	107283-002	** BRACKET ASSY	1	
185	107303-001	** BRACKET ASSY	1	
190	477-809	** NUTPLATE - (MS21059L08)	5	

- ITEM NOT ILLUSTRATED

When ordering, always specify Part Number, Description, and Serial Number of Aircraft

**PIPER AIRCRAFT, INC.
PA-34-220T
AIRPLANE PARTS CATALOG**

Figure and Index Number	Part Number	Nomenclature	No. Req.	Serial Numbers Affected
----------------------------------	----------------	--------------	-------------	----------------------------

44E-

NOTES:

1. REQUIRED INSTALL KIT PS50194-5 GMA 1347.
2. REQUIRED WHEN FLIGHT STREAM 510 OPTION IS INSTALLED.
3. MANUFACTURER'S PART NUMBERS ARE INCLUDED FOR REFERENCE ONLY. CONTACT MANUFACTURER FOR SERVICE OR REPLACEMENT.

- ITEM NOT ILLUSTRATED

When ordering, always specify Part Number, Description, and Serial Number of Aircraft

Reissued: February 21, 2020

**PIPER AIRCRAFT, INC.
PA-34-220T
AIRPLANE PARTS CATALOG**

THIS PAGE INTENTIONALLY LEFT BLANK

PIPER AIRCRAFT, INC.
PA-34-220T
AIRPLANE PARTS CATALOG

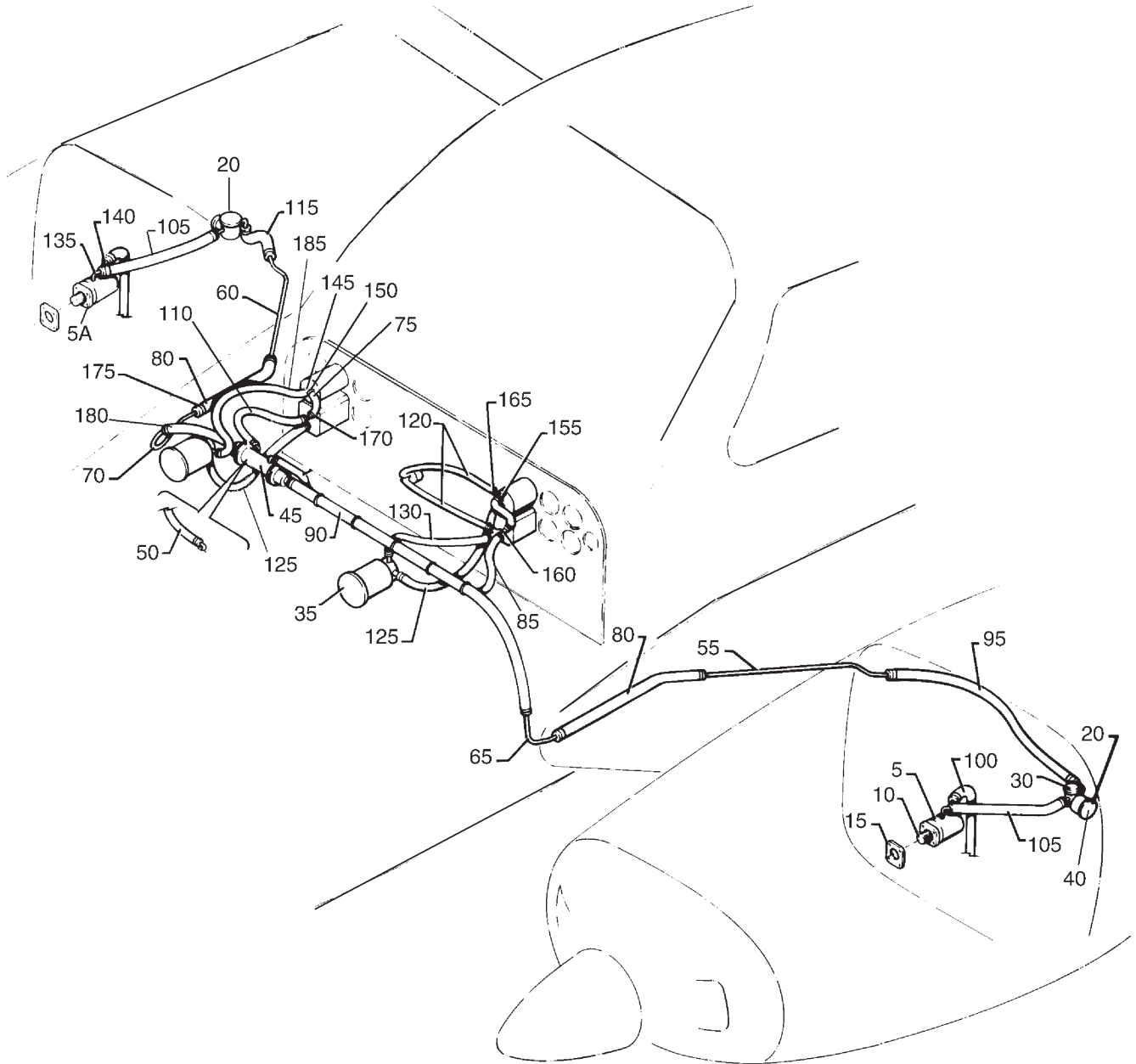


Figure 45. Gyro Vacuum System Installation
(Serial Numbers 3447001 thru 3447029)

PIPER AIRCRAFT, INC.
PA-34-220T
AIRPLANE PARTS CATALOG

Figure and Index Number	Part Number	Nomenclature	No. Req.	Serial Numbers Affected
45-	39615	DRAWING - Gyro Vacuum System Installation		
5	481-753	PUMP - Gyro Vacuum - Left (79399-000)	1	
5A	481-754	PUMP - Gyro Vacuum - Right (79399-002)	1	
10	753-910	* COUPLING ASSY KIT - Vacuum Pump Drive (No. 350) (See Note 2)	1	
15	751-859	* * GASKET - Pump Mounting	1	
20	484-091	VALVE - VACUUM REGULATOR	2	
25	751-815	* FILTER - Air (B3-5-1)	1	
30	762-437	* SWITCH	1	
35	460-888	FILTER ASSY - Air (66673-000)	2	
-35A	757-899	* FILTER ELEMENT - (D9-18-1)	2	
40	63900-145	BUSHING - Filter Mounting	2	
45	474-128	CHECK VALVE AND MANIFOLD ASSY - (1H5-18)	1	
50	96268-003	PLUG ASSY (See Note 1)	1	
55	37343-084	TUBE - Gyro Vacuum - Left	1	
60	37343-085	TUBE - Gyro Vacuum - Right	1	
65	37343-086	TUBE - Gyro Vacuum - Left	1	
70	37343-087	TUBE - Gyro Vacuum - Right	1	
75	63913-007	HOSE - Flexible	2	
80	69015-050	HOSE - Flexible	2	
85	63913-127	HOSE - Flexible	1	
90	63913-135	HOSE - Flexible	1	
95	63913-171	HOSE - Flexible	1	
100	69015-031	HOSE - Flexible	2	
105	69015-032	HOSE - Flexible	2	
110	63913-044	HOSE - Flexible	1	
115	69015-034	HOSE - Flexible	1	
120	84013-026	HOSE - Flexible	2	
125	69015-048	HOSE - Flexible	2	
130	69015-049	HOSE - Flexible	1	
135	458-958	ELBOW - (1K1-6-10)	2	
140	560-775	ELBOW - (1K8-6-10)	2	
145	558-913	ELBOW - (1K9-4-6)	1	
150	451-939	FITTING - (1K10-4-6)	3	
155	560-835	TEE - (1K31-4-6-4)	2	
160	460-585	TEE - (1K31-4-6-6)	2	
165	554-861	CLAMP - (SAE TYF-4)	4	
170	554-888	CLAMP - (SAE TYF-6)	16	
175	554-659	CLAMP - (SAE TYF-8)	20	
180	69015-035	HOSE - Flexible	1	
185	63913-078	HOSE - Flexible	1	
-190	555-411	CONNECTOR RING	AR	

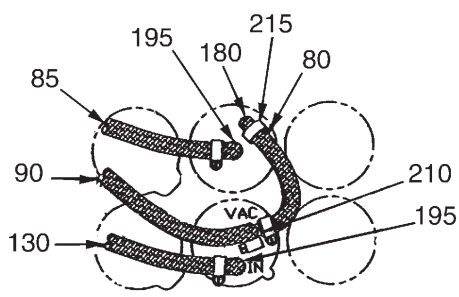
NOTES:

1. USED IF SINGLE INSTRUMENTS ARE INSTALLED.
2. REFER TO PIPER SERVICE BULLETIN 1026, LATEST REVISION.

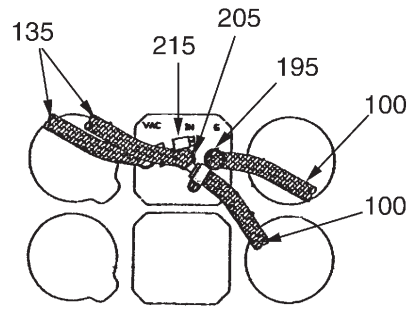
- ITEM NOT ILLUSTRATED

When ordering, always specify Part Number, Description, and Serial Number of Aircraft

PIPER AIRCRAFT, INC.
PA-34-220T
AIRPLANE PARTS CATALOG

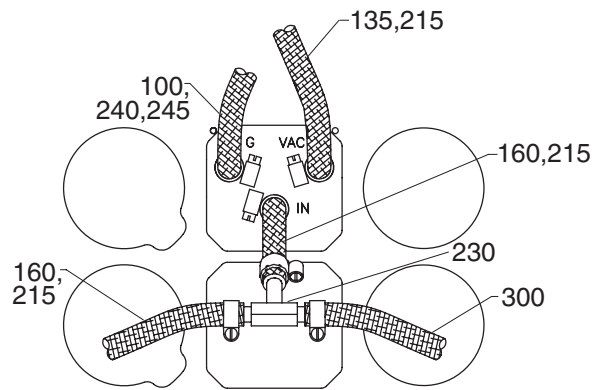
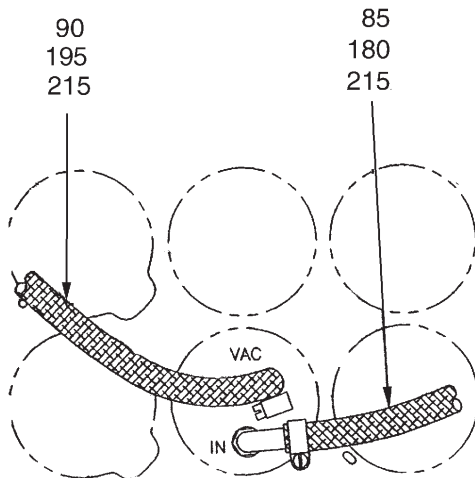


COPILOT

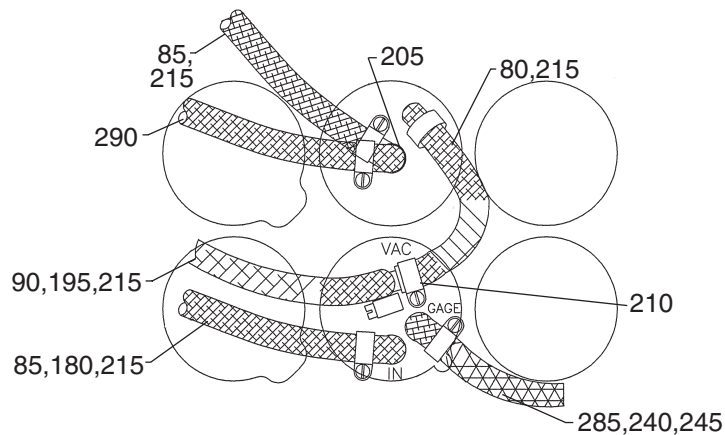


PILOT

3449001 thru 3449151
 LOOKING AFT



3449152 thru 3449195
 LOOKING AFT



OPTIONAL PILOT EFIS INSTALLATION
 3449196 and up
 LOOKING AFT

Figure 45A. Gyro Vacuum System Installation
 (Serial Numbers 3449001 and up)
 (Sheet 1 of 3)

PIPER AIRCRAFT, INC.
PA-34-220T
AIRPLANE PARTS CATALOG

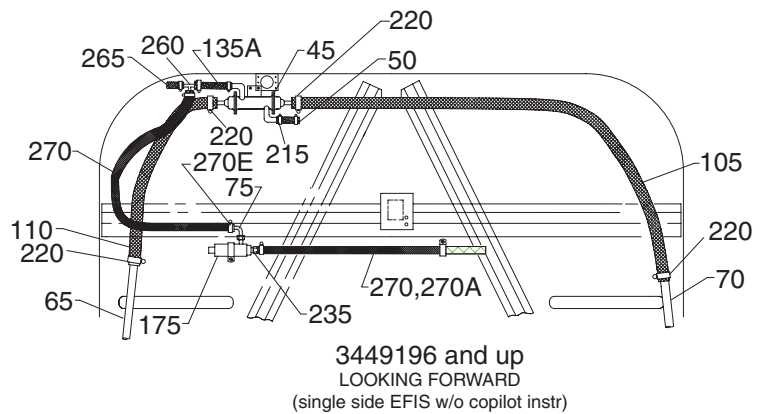
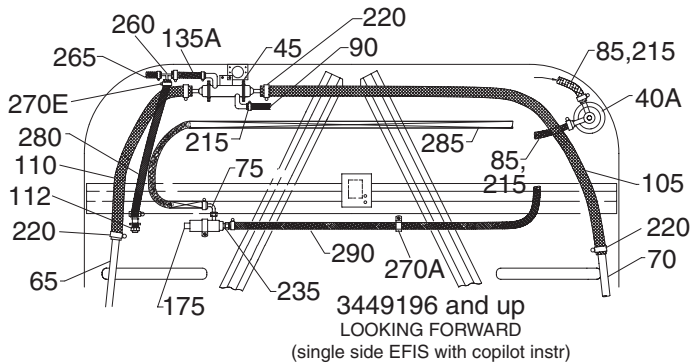
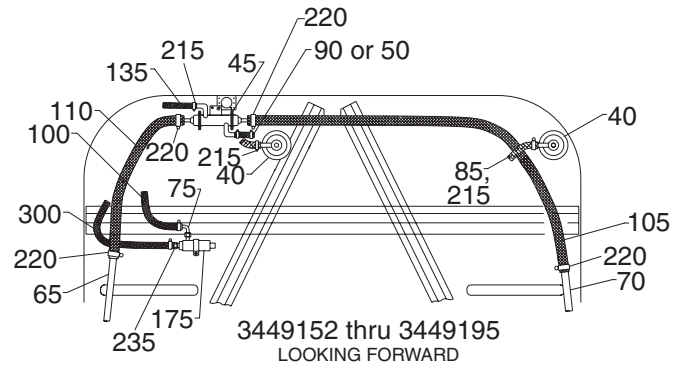
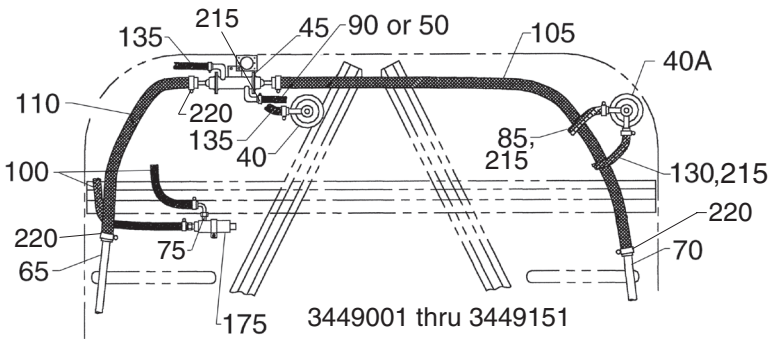
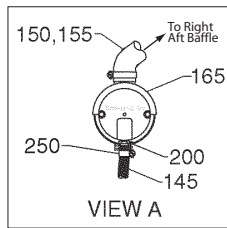
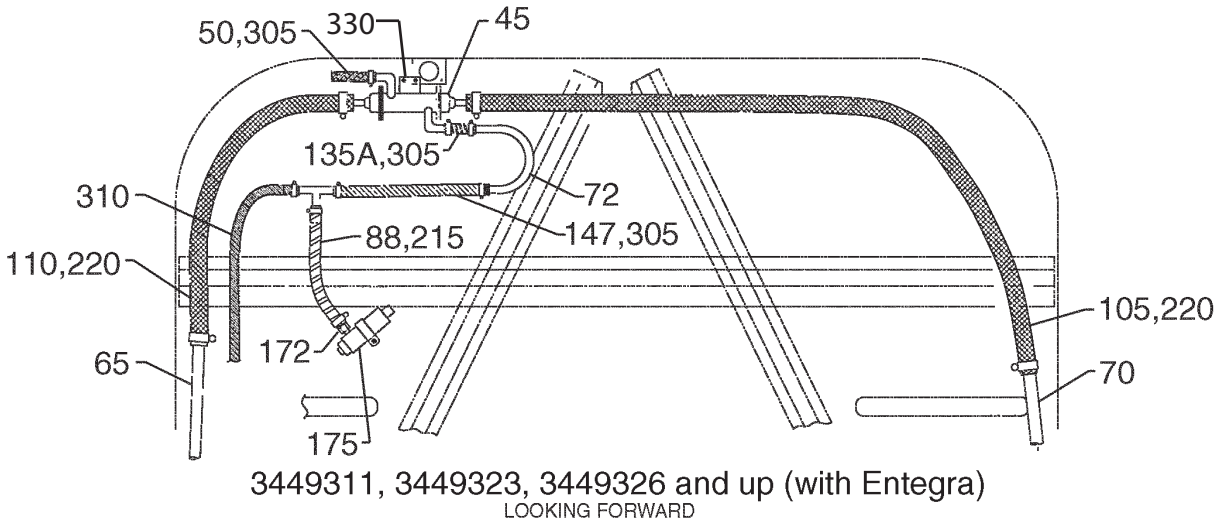
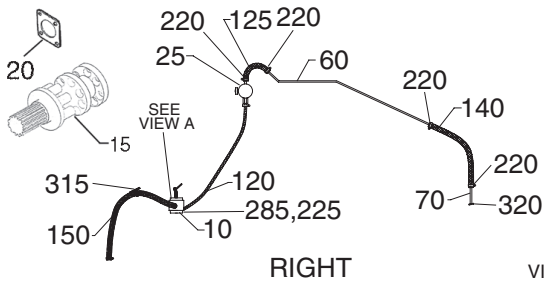
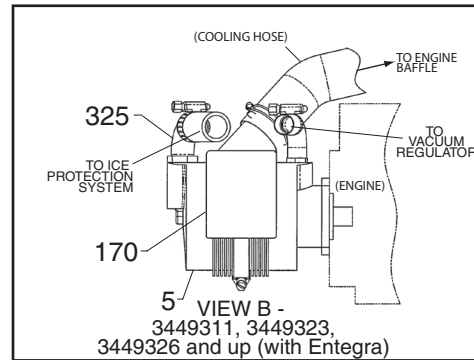
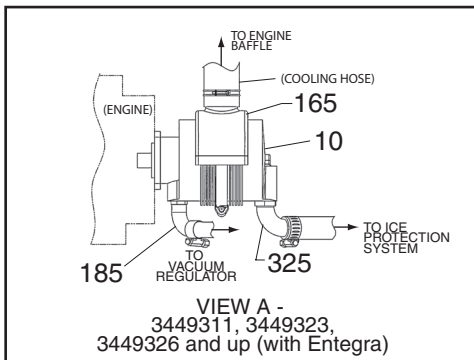
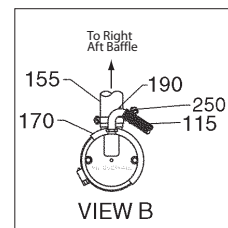


Figure 45A. Gyro Vacuum System Installation
 (Serial Numbers 3449001 and up)
 (Sheet 2 of 3)

PIPER AIRCRAFT, INC.
PA-34-220T
AIRPLANE PARTS CATALOG



3449001 and up
 (without Entegra)



VIEW LOOKING DOWN

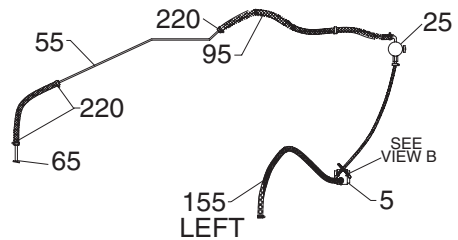


Figure 45A. Gyro Vacuum System Installation
 (Serial Numbers 3449001 and up)
 (Sheet 3 of 3)

PIPER AIRCRAFT, INC.
PA-34-220T
AIRPLANE PARTS CATALOG

Figure and Index Number	Part Number	Nomenclature	No. Req.	Serial Numbers Affected
45A-	100790 (F) 104180 (F)	DRAWING - Gyro Vacuum System Installation DRAWING - Vacuum System Installation		3449001 thru 3449151 3449152 thru 3449310, 3449312 thru 3449322, 3449324, 3449325 (without Entegra)
	101772 (N)	DRAWING - System Installation – Ice Protection and Vacuum		3449311, 3449323, 3449326 and up (with Entegra)
	107360	DRAWING - De-Ice and Vacuum System Installation Modification		3449410 and up (with G600)
5	481-769	PUMP - Gyro Vacuum - Left (26749-009)	1	3449001 thru 3449151
5	461-761	PUMP - Dry Air - Left	1	3449273 and up
5	481-777	PUMP - Gyro Vacuum - Left	1	3449152 thru 3449272
10	481-770	PUMP - Gyro Vacuum - Right (26749-010)	1	3449001 thru 3449151
10	481-778	PUMP - Gyro Vacuum - Right	1	3449152 thru 3449272
10	461-759	PUMP - Dry Air - Right	1	3449273 and up
15	753-910	* COUPLING ASSY KIT - Vacuum Drive Pump (Reference Piper Service Bulletin 1026, latest revision)	1	
20	751-859	** GASKET - Pump Mounting	1	
25	484-091	VACUUM REGULATOR - Left & Right	2	
-30	751-815	* FILTER - Air (B3-5-1)	1	
-35	762-437	* SWITCH	1	
40	560-710	FILTER - Air - Left, Complete Assy (Reference Piper Service Bulletin 1041, latest revision)	1	
40A	460-888	FILTER - Air - Right, Complete Assy (66673-000) (Used if dual instruments are installed.)	1	3449097 thru 3449151, 3449196 and up
-40B	757-899	* FILTER ELEMENT - (D9-18-1)	1	
-40C	63900-145	BUSHING	2	
-40D	404-526	NUT - (MS21042-3)	2	
-40E	690-609	WASHER - (NAS1149F0332P)	2	
45	474-128	MANIFOLD - (1H5-18)	1	
-45A	690-616	WASHER - (NAS1149FN832P)	2	
-45B	415-533	SCREW - (MS35206-243)	2	
-45C	404-529	NUT - (MS21042-08)	2	
50	96268-000	PLUG ASSY (Used if single instruments are installed.)	1	
55	37343-084	TUBE - Gyro Vacuum - Left Outboard	1	3449459, 3449467 and up
60	37343-085	TUBE - Gyro Vacuum - Right Outboard	1	3449459, 3449467 and up
65	37343-086	TUBE - Gyro Vacuum - Left Inboard	1	3449459, 3449467 and up
70	37343-087	TUBE - Gyro Vacuum - Right Inboard	1	3449459, 3449467 and up
72	37343-103	TUBE	1	3449311, 3449323, 3449326 and up (with Entegra)
75	83744-191	TUBE ASSY	1	
80	63913-007	HOSE - Flexible	1	3449097 thru 3449151, 3449196 and up
85	63913-044	HOSE - Flexible (Used if dual instruments are installed.)	1	
88	63913-107	HOSE	1	3449311, 3449323, 3449326 and up (with Entegra)
90	63913-127	HOSE - Flexible	1	3449001 thru 3449310, 3449312 thru 3449322, 3449324, 3449325 (without Entegra)

- ITEM NOT ILLUSTRATED

When ordering, always specify Part Number, Description, and Serial Number of Aircraft

PIPER AIRCRAFT, INC.
PA-34-220T
AIRPLANE PARTS CATALOG

Figure and Index Number	Part Number	Nomenclature	No. Req.	Serial Numbers Affected
45A-				
95	63913-171	HOSE - Flexible	1	3449459, 3449467 and up
100	63913-216	HOSE - Flexible	2	
105	63913-226	HOSE - Flexible	1	
110	63913-227	HOSE - Flexible	1	
-110	63913-259	HOSE - Flexible	1	3449459, 3449467 and up
112	451-853	ADAPTER - (AN807-4D) (Used if dual instruments are installed.)	1	3449196 and up
-112A	654-545	CAP - (AN929-4J) (Used if dual instruments are installed.)	1	3449196 and up
-112B	554-575	CLAMP (Used if dual instruments are installed.)	1	3449196 and up
115	69015-031	HOSE - Flexible (For aircraft without de-ice option only.)	1	
120	69015-032	HOSE - Flexible	2	
125	69015-034	HOSE - Flexible	1	3449459, 3449467 and up
130	69015-048	HOSE - Flexible	1	3449097 thru 3449151
135	69015-049	HOSE - Flexible	AR	
135A	69015-044	HOSE	REF	3449196 and up
-135B	553-860	CLAMP	2	3449152 thru 3449195
-135B	554-575	CLAMP	2	3449196 and up
140	69015-050	HOSE - Flexible	2	
145	69015-063	HOSE - Flexible (For aircraft without de-ice option only.)	1	
147	69015-081	HOSE	1	3449311, 3449323, 3449326 and up (with Entegra)
150	89684-003	HOSE - Flexible, Right	1	
155	89684-004	HOSE - Flexible, Left	1	
-155A	454-803	CLAMP - (Left & Right)	2	
160	63913-078	HOSE - Flexible	1	3449152 thru 3449195
165	100792-002	SHROUD ASSY - Right	1	
170	100792-003	SHROUD ASSY - Left	1	
172	100791-005	REDUCER ASSY	1	3449311, 3449323, 3449326 and up (with Entegra)
-172A	100791-004	* TUBE	1	
-172B	100791-006	* TUBE	1	
-172C	477-612	* NUT - (AN818-4D)	1	
-172D	486-897	* SLEEVE - (MS20819-4D)	1	
175	599-593	VACUUM TRANSDUCER	1	
-175A	455-006	CLAMP - (MS21919WH16)	1	
-175B	411-533	SCREW - (MS35207-264)	1	
-175C	690-612	WASHER - (NAS1149F0363P)	1	
180	558-913	ELBOW - (1K9-4-6)	1	
185	558-923	ELBOW - (1K1-8-10) LH & RH	2	
190	558-815	ELBOW - (1K8-8-10) (For aircraft without de-ice option only.)	1	
195	451-939	ADAPTER - (1K10-4-6)	AR	
200	451-941	FITTING - (1K10-8-10)	2	
205	560-835	FITTING - (1K31-4-6-4)	1	3449001 thru 3449151, 3449196 and up
210	460-585	FITTING - (1K31-4-6-6)	1	3449097 thru 3449151, 3449196 and up (without Entegra)
215	554-678	CLAMP	AR	3449001 thru 3449151

- ITEM NOT ILLUSTRATED

When ordering, always specify Part Number, Description, and Serial Number of Aircraft

PIPER AIRCRAFT, INC.
PA-34-220T
AIRPLANE PARTS CATALOG

Figure and Index Number	Part Number	Nomenclature	No. Req.	Serial Numbers Affected
45A-				
215	553-860	CLAMP	AR	3449152 and up
220	554-793	CLAMP	12	
225	554-947	CLAMP - Left & Right (2 each)	4	3449001 thru 3449151
225	554-552	CLAMP - Left & Right (2 each)	4	3449152 and up
230	588-567	TEE - (1K30-6-4-6)	1	3449152 thru 3449195
235	84015-075	TUBE ASSY	1	3449152 and up
240	554-575	CLAMP	1	3449152 and up
245	451-881	ADAPTER - (1K10-2-4)	1	3449152 and up
250	554-639	CLAMP	1	
-255	-----	DELETED		
260	104535-002	TEE ASSY (See Note 2)	1	3449196 and up
-260A	588-539	* TEE - (1K30-6-6-4)	1	
-260B	67026-014	* BUSHING	1	
265	69015-030	HOSE	REF	3449196 and up
270	63913-246	HOSE (See Note 2)	1	3449196 and up
270A	454-935	CLAMP (See Notes 1 and 2)	1	3449196 and up
-270B	415-533	SCREW - (MS35206-243) (See Notes 1 and 2)	1	3449196 and up
-270C	406-625	NUT - (NAS679-A08) (See Notes 1 and 2)	1	3449196 and up
-270D	690-616	WASHER - (NAS1149FN832P) (See Notes 1 and 2)	1	3449196 and up
270E	554-575	CLAMP (See Notes 1 and 2)	2	3449196 and up
-275	-----	DELETED		
280	63913-250	HOSE (See Note 1)	1	3449196 and up
285	63913-249	HOSE	1	3449196 and up
290	63913-247	HOSE	1	3449196 and up
295	87378-003	TEE (See Figure 83)	REF	3449311, 3449323, 3449326 and up (with Entegra)
300	63913-114	HOSE - (flexible tab)	1	3449152 thru 3449195
305	554-678	CLAMP	2	3449311, 3449323, 3449326 and up (with Entegra)
310	69015-080	HOSE	1	3449311, 3449323, 3449326 and up (with Entegra)
315	488-702	STRAP - (MS3367-1-9) Left & Right	2	
-315A	555-411	CONNECTOR RING - Left & Right	1	
320	434-138	GROMMET - (MS35489-17) Left & Right	1	
325	558-925	ELBOW - (1K1-8-12)	1	3449311, 3449323, 3449326 and up (with Entegra)
330	587-358	SPACER (NAS43DD3-16FC)	2	3449459, 3449467 and up
-330A	415-533	SCREW (MS35206-243)	2	
-330B	690-616	WASHER (NAS1149FN832P)	2	
-330C	404-529	NUT (MS21042-08)	2	

- ITEM NOT ILLUSTRATED

When ordering, always specify Part Number, Description, and Serial Number of Aircraft

**PIPER AIRCRAFT, INC.
PA-34-220T
AIRPLANE PARTS CATALOG**

Figure and Index Number	Part Number	Nomenclature	No. Req.	Serial Numbers Affected
--	------------------------	---------------------	---------------------	------------------------------------

45A-

NOTES:

1. OPTIONAL SINGLE SIDE EFIS INSTALLATION WITH
COPILOT INSTRUMENTS.
2. OPTIONAL SINGLE SIDE EFIS INSTALLATION WITHOUT
COPILOT INSTRUMENTS.

- ITEM NOT ILLUSTRATED

When ordering, always specify Part Number, Description, and Serial Number of Aircraft

Reissued: February 21, 2020

**PIPER AIRCRAFT, INC.
PA-34-220T
AIRPLANE PARTS CATALOG**

THIS PAGE INTENTIONALLY LEFT BLANK

PIPER AIRCRAFT, INC.
PA-34-220T
AIRPLANE PARTS CATALOG

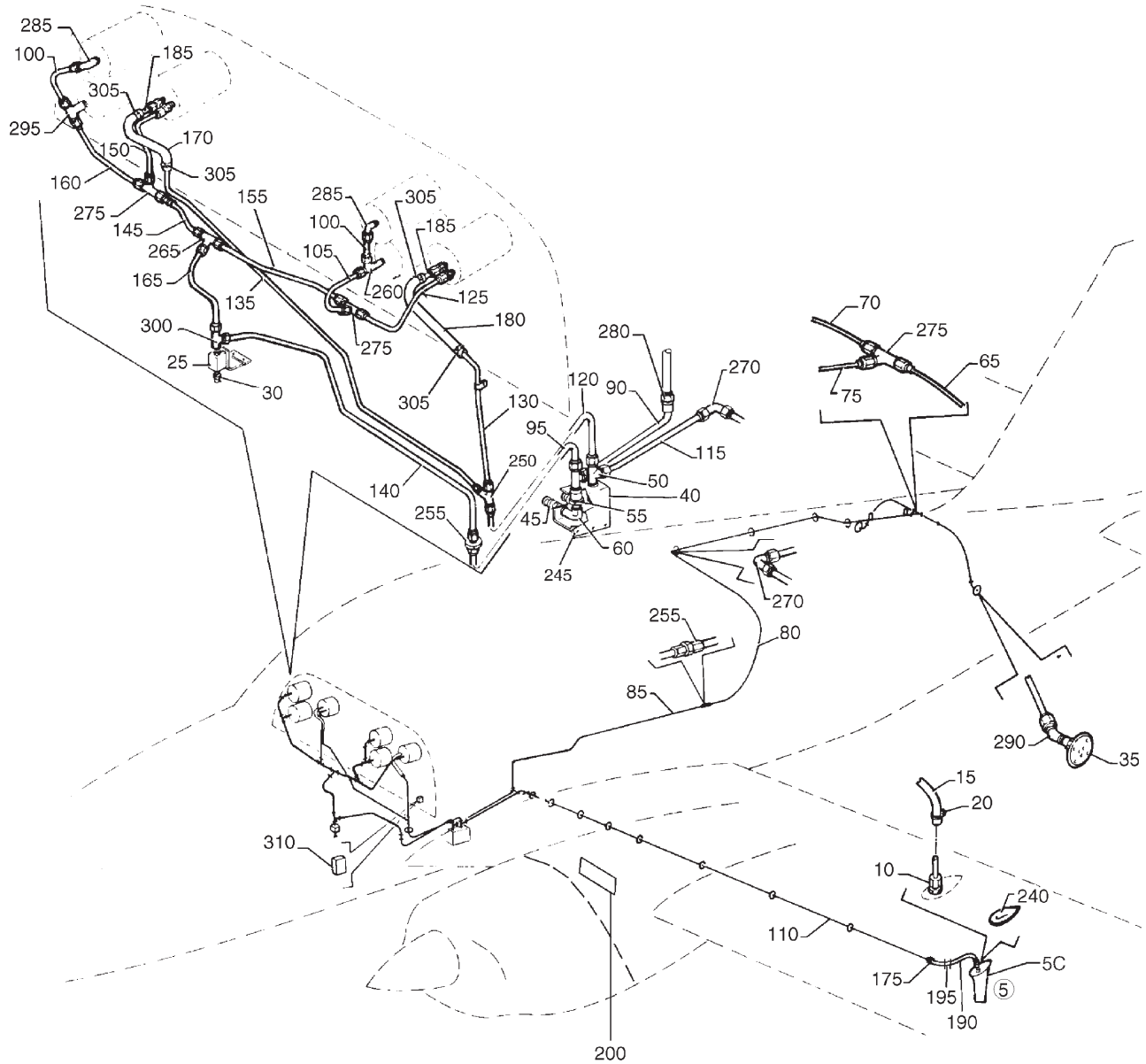
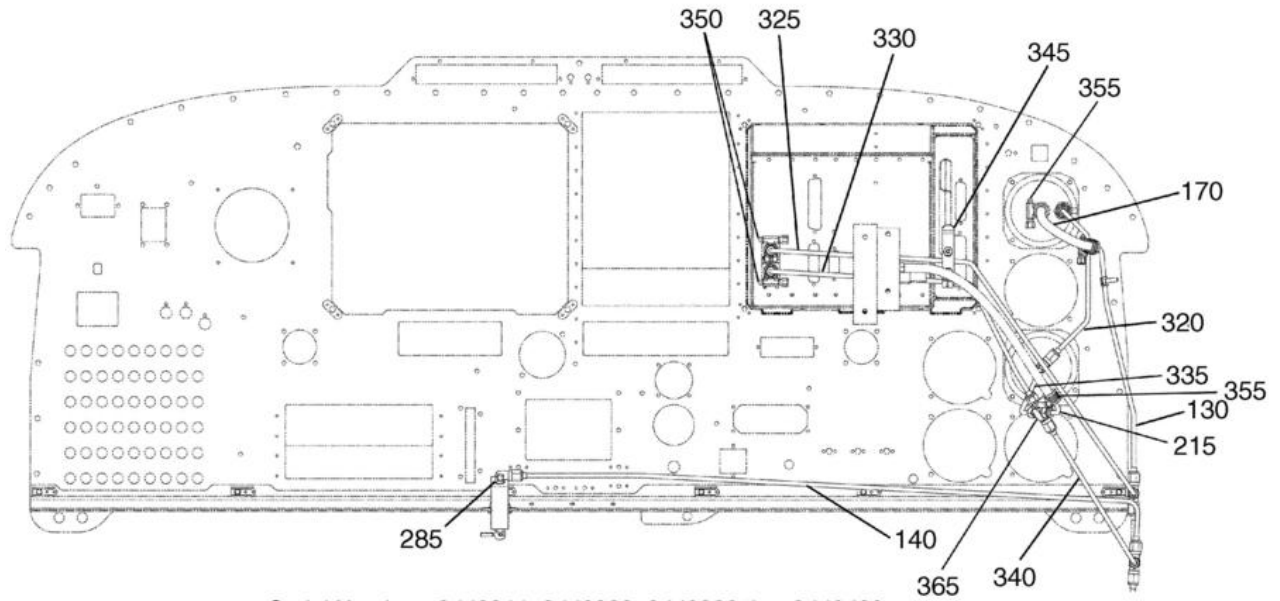
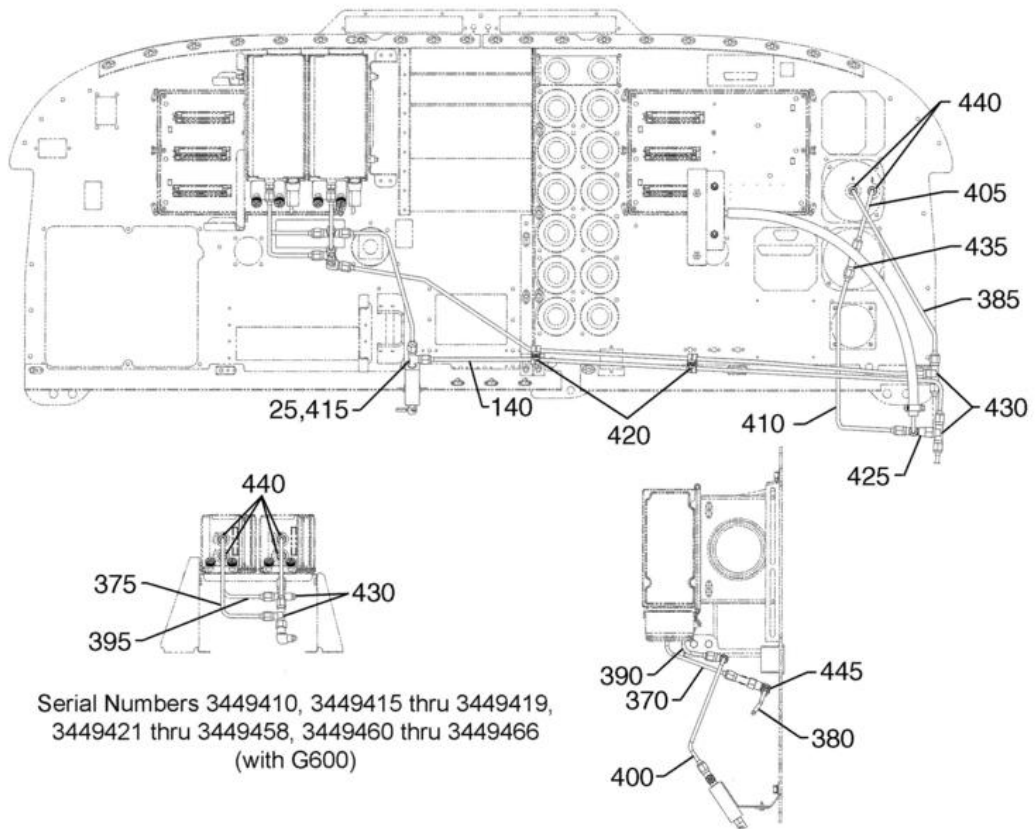


Figure 46. Pitot Static System Installation
(Sheet 1 of 2)

PIPER AIRCRAFT, INC.
PA-34-220T
AIRPLANE PARTS CATALOG



Serial Numbers 3449311, 3449323, 3449326 thru 3449409,
 3449411 thru 3449414, and 3449420 (with Entegra)



Serial Numbers 3449410, 3449415 thru 3449419,
 3449421 thru 3449458, 3449460 thru 3449466
 (with G600)

Figure 46. Pitot Static System Installation
 (Sheet 2 of 2)

PIPER AIRCRAFT, INC.
PA-34-220T
AIRPLANE PARTS CATALOG

Figure and Index Number	Part Number	Nomenclature	No. Req.	Serial Numbers Affected
46-	39563 100785 (T) 107333 (B)	DRAWING - Pitot Static System Installation DRAWING - Pitot Static System Installation DRAWING - Pitot Static Modification – G600		3447001 thru 3447029 3449001 and up 3449410 and up (with G600)
5	96392-008	HEAD ASSY - Pitot - Heated	1	3447001 thru 3447029
5	85463-006	HEAD ASSY - Pitot - Heated	1	3449001 thru 3449310, 3449312 thru 3449322, 3449324, 3449325 (without Entegra)
5	85463-008	HEAD ASSY - Pitot - Heated	1	3449311, 3449323, 3449326 and up (with Entegra)
-5A	56832-007	* TUBE ASSY	1	3449001 thru 3449310, 3449312 thru 3449322, 3449324, 3449325 (without Entegra)
-5A	56832-008	* TUBE ASSY	1	3449311, 3449323, 3449326 and up (with Entegra)
5B	550-823	** TUBE ASSY - (46609-000)	1	
5C	464-388	* HEAD - Pitot (99057-004)	1	3447001 thru 3447029
-5D	464-440	* HEATER	1	3447001 thru 3447029
-5E	464-441	* HEATER	1	3447001 thru 3447029
-5F	488-463	* TERMINAL	1	3447001 thru 3447029
-5G	588-330	* TERMINAL - socket	1	3447001 thru 3447029
-5H	153-638	* WIRE	AR	3447001 thru 3447029
-5J	179-763	* SEALANT - (RTV106)	AR	3447001 thru 3447029
-5K	565-375	* HOUSING	1	3447001 thru 3447029
-5L	565-376	* HOUSING	1	3447001 thru 3447029
-5M	588-732	* SPLICE - (PS10025-16-3)	1	3447001 thru 3447029
-5N	85463-003	* MAST ASSY - Pitot tube	1	3449001 and up
-5P	420-216	* RIVET - (MS20470AD4-4)	10	3449001 and up
-5Q	407-041	* LOCKWASHER - (MS35338-41)	4	3449001 and up
10	556-105	* CONNECTOR	1	3447001 thru 3447029
15	63913-034	* HOSE - Pitot Air	1	3447001 thru 3447029
20	488-722	* CABLE - (MS3367-4-9)	1	3447001 thru 3447029
25	83368-002	VALVE ASSY - Manifold Pitot Static	1	
30	492-100	* VALVE ASSY - Alternate Static Air	1	
35	78039-000	FITTING ASSY - Static Line Vent	2	
40	35574-000	SUMP ASSY - Pitot Pressure	1	
45	492-241	* VALVE - Drain	2	
50	488-310	* TEE - (MS20826-3D)	2	
55	455-173	* COUPLING - (AN910-1D)	2	
60	35696-002	* ELBOW - Pitot -Static	2	
-60A	454-934	* CLAMP	2	
-60B	463-390	* GROMMET	2	
65	95153-020	TUBE ASSY - Static Air	1	
70	95153-079	TUBE ASSY - Static Air	1	
75	95153-168	TUBE ASSY - Static Air	1	
80	95153-169	TUBE ASSY - Static Air	1	
85	95153-170	TUBE ASSY - Static Air	1	
90	95153-171	TUBE ASSY - Static Air	1	
95	95153-173	TUBE ASSY - Static Air	1	

- ITEM NOT ILLUSTRATED

When ordering, always specify Part Number, Description, and Serial Number of Aircraft

PIPER AIRCRAFT, INC.
PA-34-220T
AIRPLANE PARTS CATALOG

Figure and Index Number	Part Number	Nomenclature	No. Req.	Serial Numbers Affected
46-100	95153-101	TUBE ASSY - Static Air (Number required is 2 if dual instruments are installed.)	AR	3447001 thru 3447029 3449001 thru 3449310, 3449312 thru 3449322, 3449324, 3449325 (without Entegra/G600)
-100A	95153-158	TUBE ASSY - Static Air (Used if encoding altimeter is installed.)	1	3449001 thru 3449310, 3449312 thru 3449322, 3449324, 3449325 (without Entegra/G600)
105	95153-032	TUBE ASSY - Static Air	1	3447001 thru 3447029 3449001 thru 3449310, 3449312 thru 3449322, 3449324, 3449325 (without Entegra/G600)
110	95153-094	TUBE ASSY - Pitot Air	1	
115	37343-038	TUBE ASSY - Pitot Air	1	
120	95153-172	TUBE ASSY - Pitot Air	1	
125	39573-010	TUBE ASSY - Static Air	1	3447001 thru 3447029
-125A	39573-038	TUBE ASSY - Static Air	1	3449001 thru 3449310, 3449312 thru 3449322, 3449324, 3449325 (without Entegra/G600)
130	39573-011	TUBE ASSY - Pitot Air	1	3447001 thru 3447029; 3449001 and up (without G600)
135	39573-012	TUBE ASSY - Pitot Air (Used if dual instruments are installed.)	1	3447001 thru 3449029 3449001 thru 3449310, 3449312 thru 3449322, 3449324, 3449325 (without Entegra)
140	39573-013	TUBE ASSY - Static Air	1	
145	39573-014	TUBE ASSY - Static Air (Used if dual instruments are installed.)	1	3447001 thru 3447029 3449001 thru 3449310, 3449312 thru 3449322, 3449324, 3449325 (without Entegra)
150	39573-015	TUBE ASSY - Static Air (Used if dual instruments are installed.)	1	3447001 thru 3447029 3449001 thru 3449310, 3449312 thru 3449322, 3449324, 3449325 (without Entegra)
155	39573-016	TUBE ASSY - Static Air	1	3447001 thru 3447029
-155A	39573-039	TUBE ASSY - Static Air	1	3449001 thru 3449310, 3449312 thru 3449322, 3449324, 3449325 (without Entegra/G600)
160	39573-030	TUBE ASSY - Static Air (Used if dual instruments are installed.)	1	3447001 thru 3447029 3449001 thru 3449310, 3449312 thru 3449322, 3449324, 3449325 (without Entegra)

- ITEM NOT ILLUSTRATED

When ordering, always specify Part Number, Description, and Serial Number of Aircraft

PIPER AIRCRAFT, INC.
PA-34-220T
AIRPLANE PARTS CATALOG

Figure and Index Number	Part Number	Nomenclature	No. Req.	Serial Numbers Affected
46-165	39573-018	TUBE ASSY - Static Air	1	3447001 thru 3447029 3449001 thru 3449310, 3449312 thru 3449322, 3449324, 3449325 (without Entegra)
170	63913-106	HOSE - Pitot Air	1	
175	63913-106	HOSE - Pitot Air	1	3449001 and up
180	63913-198	HOSE - Pitot Air	1	3447001 thru 3447029 3449001 thru 3449310, 3449312 thru 3449322, 3449324, 3449325 (without Entegra/G600)
185	65165-091	TUBE - Pitot Air (Number required is 2 if dual instruments are installed.)	1	3447001 thru 3447029; 3449001 thru 3449409 (without G600)
190	84013-042	HOSE - Pitot Air	1	3449001 and up
195	85462-003	ADAPTER - Pitot Air	1	3449001 and up
200	85456-002	SENSOR - Pitot Heat	1	3449001 and up
-205	599-012	ENCODER (See Figure 100 For Details)	REF	3449152 and up
-210	37813-002	PLATE ASSY - Encoder Mount (See Figure 100 For Details)	REF	3449152 and up
215	63211-000	TUBE ASSY - Encoder to Transducer Hose (See Figure 100 For Details)	REF	3449152 and up
-220	63913-115	HOSE - Encoder (See Figure 100 For Details)	REF	3449152 and up
-225	79636-004	TUBE - Encoder Hose to Tee (See Figure 100 For Details)	REF	3449152 and up
-230	583-335	PLACARD - ALTITUDE REPORTER INSTALLED (35669-154) (See Figure 104B)	REF	3449152 and up (without Entegra)
-235	99121-000	* PLACARD ASSY - CORRECTION CARD ALTERNATE (optional) (See Figure 104C) (Mounted left of control wheel on Seneca V; Mounted below pilot turn coordinator on Seneca IV)	REF	3449001 and up
240	69042-000	GASKET - Heated Pitot Head	1	3447001 thru 3447029
245	35507-002	COVER - Sump Assy, Pitot Static Drain	1	
245A	35507-000	* COVER - Pitot Static Drain	1	
245B	582-614	* PLACARD - Pitot Static System Drain (69669-115) (See Figure 104)	REF	
250	491-049	UNION - (AN815-3D) (Used if single instruments are installed.)	1	3447001 thru 3447029; 3449001 thru 3449409 (without G600)
-250A	488-315	TEE - (AN824-3D) (Used if dual instruments are installed.)	1	3447001 thru 3447029; 3449001 thru 3449409 (without G600)
255	491-049	UNION - (AN815-3D)	2	3447001 thru 3447029; 3449001 thru 3449409 (without G600)
260	458-879	ELBOW - (AN821-3D) (Used if VSI is not installed.)	1	
-260A	488-310	TEE - (MS20826-3D) (Used if VSI is installed.)	1	
265	458-879	ELBOW - (AN821-3D) (Used if single instruments are installed.)	1	
-265A	488-315	TEE - (AN824-3D) (Used if dual instruments are installed.)	1	3447001 thru 3447029; 3449001 thru 3449409 (without G600)

- ITEM NOT ILLUSTRATED

When ordering, always specify Part Number, Description, and Serial Number of Aircraft

PIPER AIRCRAFT, INC.
PA-34-220T
AIRPLANE PARTS CATALOG

Figure and Index Number	Part Number	Nomenclature	No. Req.	Serial Numbers Affected
46- 270	458-879	ELBOW - (AN821-3D)	2	3447001 thru 3447029; 3449001 thru 3449409 (without G600)
275	488-315	TEE - (AN824-3D)	3	
280	491-059	UNION - (AN832-3D)	1	
-280A	477-617	NUT - (AN924-3D)	1	
-280B	690-620	WASHER - (NAS1149F0632P)	2	
285	558-807	ELBOW - (MS20822-3D)	2	3447001 thru 3447029; 3449001 thru 3449409 (without G600)
290	458-888	ELBOW - (MS20823-3D)	2	
295	691-218	TEE - (MS20825-3D) (Used if dual instruments are installed.)	1	3447001 thru 3447029 3449001 thru 3449310, 3449312 thru 3449322, 3449324, 3449325 (without Entegra)
300	691-225	TEE - (MS20826-3D) (Quantity of 1 used with Entegra.)	2	3447001 thru 3447029; 3449001 thru 3449409 (without G600)
305	654-096	CLAMP	5	
310	688-296	SWITCH - Heated Pitot	1	3447001 thru 3447029 3449001 thru 3449310, 3449312 thru 3449322, 3449324, 3449325 (without Entegra/G600)
-310A	654-449	CAP - (89848-007)	1	3449001 thru 3449310, 3449312 thru 3449322, 3449324, 3449325 (without Entegra/G600)
-310B	472-200	LAMP	2	
315	583-538	PLACARD - STATIC VENTS KEEP CLEAN - (87336-002) (See Figure 104)	REF	
320	102641-104	TUBE ASSY	1	3449311, 3449323, 3449326 and up (with Entegra)
325	102641-005	TUBE ASSY	1	3449311, 3449323, 3449326 and up (with Entegra)
330	102641-106	TUBE ASSY	1	3449311, 3449323, 3449326 and up (with Entegra)
335	102641-107	TUBE ASSY	1	3449311, 3449323, 3449326 and up (with Entegra)
340	102641-108	TUBE ASSY	1	3449311, 3449323, 3449326 and up (with Entegra)
345	102660-005	BRACKET	1	3449311, 3449323, 3449326 and up (with Entegra)
350	63913-163	HOSE	2	3449311, 3449323, 3449326 and up (with Entegra)
-350A	554-778	CLAMP	2	3449311, 3449323, 3449326 and up (with Entegra)

- ITEM NOT ILLUSTRATED

When ordering, always specify Part Number, Description, and Serial Number of Aircraft

PIPER AIRCRAFT, INC.
PA-34-220T
AIRPLANE PARTS CATALOG

Figure and Index Number	Part Number	Nomenclature	No. Req.	Serial Numbers Affected
46- -350B	602-828	CONNECTOR	2	3449311, 3449323, 3449326 and up (with Entegra)
355	554-778	CLAMP	1	3449311, 3449323, 3449326 and up (with Entegra)
-360 365	----- 455-417	DELETED CROSS	1	3449311, 3449323, 3449326 and up (with Entegra)
370	107334-002	TUBE ASSY - Pitot Line	1	3449410 and up (with G600)
375	107334-003	TUBE ASSY - Pitot Line	1	3449410 and up (with G600)
380	107334-004	TUBE ASSY - Pitot Line	1	3449410 and up (with G600)
385	107334-005	TUBE ASSY - Pitot Line	1	3449410 and up (with G600)
390	107334-006	TUBE ASSY - Static Line	1	3449410 and up (with G600)
395	107334-007	TUBE ASSY - Static Line	1	3449410 and up (with G600)
400	107334-008	TUBE ASSY - Static Line	1	3449410 and up (with G600)
405	107334-009	TUBE ASSY - Static Line	1	3449410 and up (with G600)
410	107334-010	TUBE ASSY - Static Line	1	3449410 and up (with G600)
415	691-225	TEE - Static (MS20826-3D)	1	3449410 and up (with G600)
420	454-928	CLAMP	2	3449410 and up (with G600)
-420A	411-530	SCREW - (MS35207-261)	2	3449410 and up (with G600)
-420B	690-658	WASHER - (NAS1149D0316H)	2	3449410 and up (with G600)
-420C	404-526	NUT - (MS21042-3)	2	3449410 and up (with G600)
425	691-412	TEE - Static (MS51523B3)	1	3449410 and up (with G600)
430	488-315	TEE - Static and Pitot (AN824-3D)	1	3449410 and up (with G600)
435	691-218	TEE - Static (MS20825-3D)	1	3449410 and up (with G600)
440	476-647	NIPPLE - Static and Pitot (AN816-3D)	1	3449410 and up (with G600)
445	559-097	ELBOW - Pitot (MS51521B3)	1	3449410 and up (with G600)

- ITEM NOT ILLUSTRATED

When ordering, always specify Part Number, Description, and Serial Number of Aircraft

**PIPER AIRCRAFT, INC.
PA-34-220T
AIRPLANE PARTS CATALOG**

THIS PAGE INTENTIONALLY LEFT BLANK

PIPER AIRCRAFT, INC.
PA-34-220T
AIRPLANE PARTS CATALOG

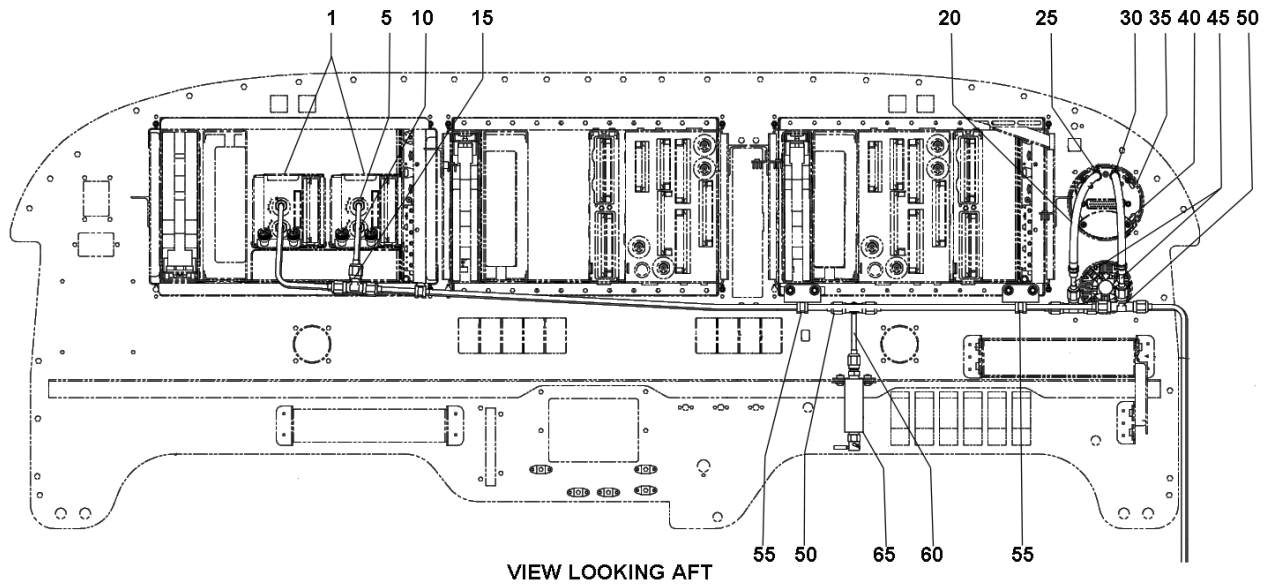


Figure 46A. Pitot Static System Installation Seneca V G1000
(Serial Numbers 3449459, 3449467 and up)
(Sheet 1 of 4)

PIPER AIRCRAFT, INC.
PA-34-220T
AIRPLANE PARTS CATALOG

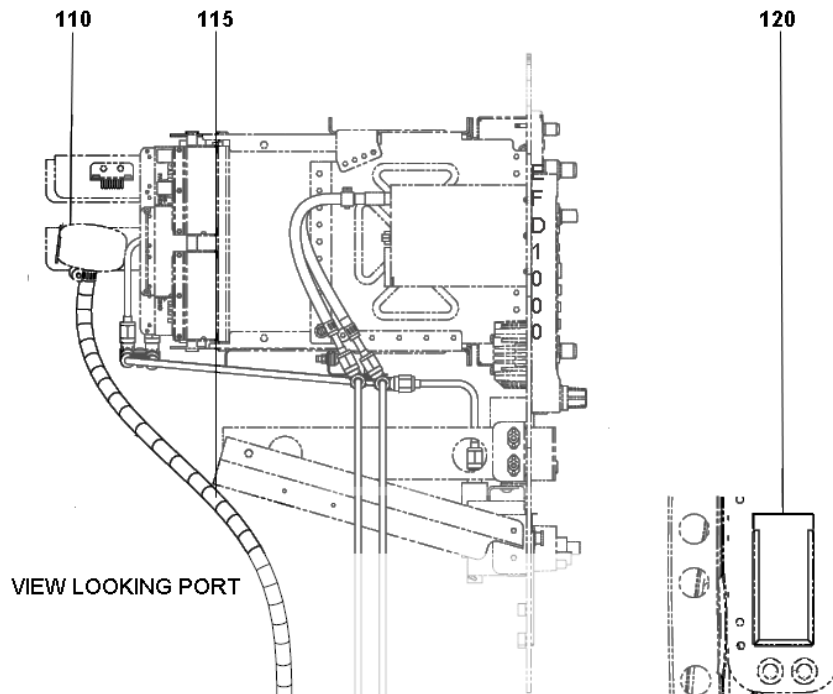
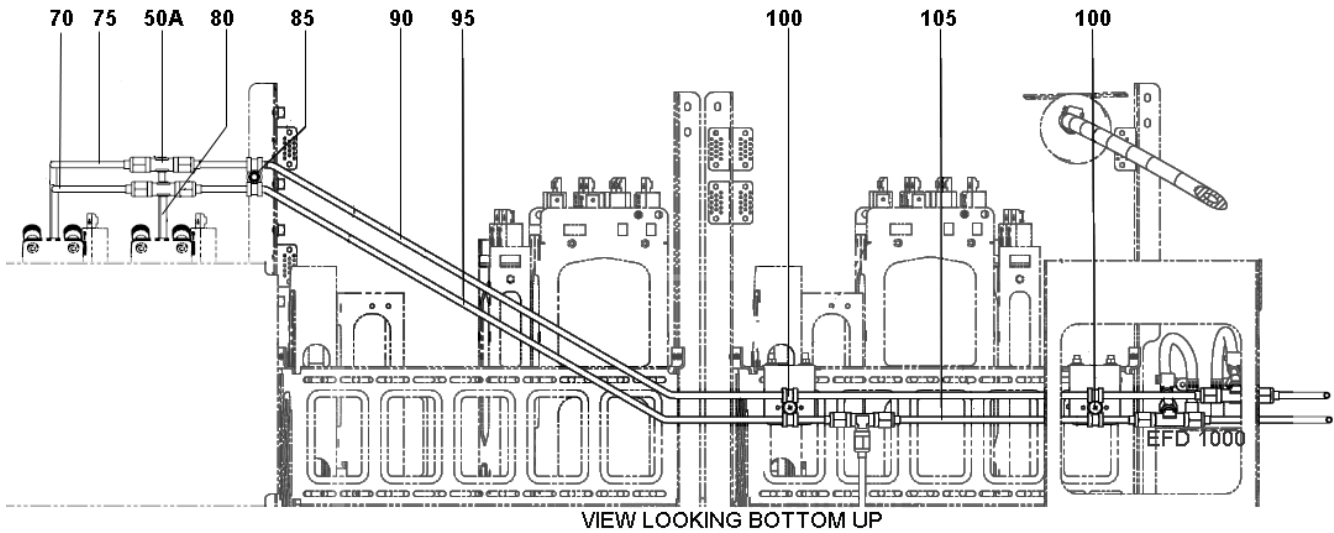


Figure 46A. Pitot Static System Installation Seneca V G1000
(Serial Numbers 3449459, 3449467 and up)
(Sheet 2 of 4)

PIPER AIRCRAFT, INC.
PA-34-220T
AIRPLANE PARTS CATALOG

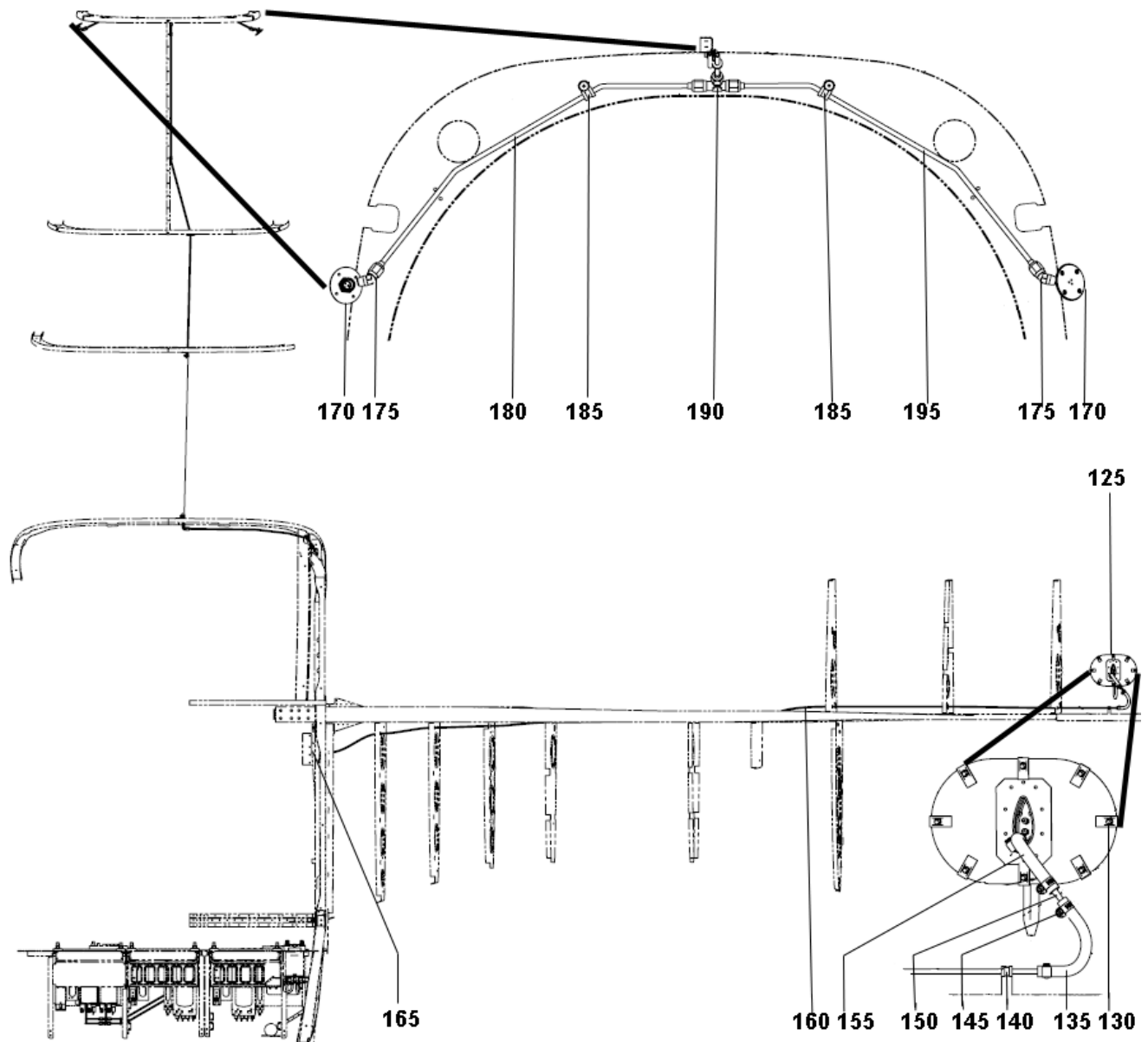


Figure 46A. Pitot Static System Installation Seneca V G1000
(Serial Numbers 3449459, 3449467 and up)
(Sheet 3 of 4)

**PIPER AIRCRAFT, INC.
PA-34-220T
AIRPLANE PARTS CATALOG**

Figure 46A. Pitot Static System Installation Seneca V G1000
(Serial Numbers 3449459, 3449467 and up)
(Sheet 4 of 4)

PIPER AIRCRAFT, INC.
PA-34-220T
AIRPLANE PARTS CATALOG

Figure and Index Number	Part Number	Nomenclature	No. Req.	Serial Numbers Affected
46A-	107260 (E)	DRAWING - System Installation Pitot Static		3449459, 3449467 and up
1	-----	GDC 74A, ADC UNIT No.1 and No. 2 (Garmin 011-00882-10) (See Note 1)	1 1	
5	476-647	NIPPLE - AN816-30	4	
10	107259-017	TUBE ASSY - Pitot Line	1	3449459, 3449467 and up
15	488-315	TEE	2	
20	PS10041-03006149	HOSE - Static	1	3449459, 3449467 and up
-20A	555-004	CLAMP -(PSV 16700003)	2	
25	-----	CONNECTOR - Static Quick (Part of EFD 1000 Kit 602-465)	1	
30	-----	CONNECTOR - Pitot Quick (Part of EFD 1000 Kit 602-465)	1	
35	602-464	STANDBY FLIGHT DISPLAY - EFD 1000	1	
40	PS10041-03005656	HOSE - Pitot Air	1	3449459, 3449467 and up
-40A	555-004	CLAMP -(PSV 16700003)	2	
45	107551-017	TUBE ASSY - Pitot Line	2	3449459, 3449467 and up
50	488-315	TEE	2	
55	107268-017	ASSY - Clip	2	3449459, 3449467 and up
60	107259-006	TUBE ASSY - Static Line	1	3449459, 3449467 and up
65	107269-002	ASSY - Valve	1	3449459, 3449467 and up
-65A	107269-003	BRACKET ASSY	1	3449459, 3449467 and up
-65B	492-100	VALVE	1	
70	107259-004	TUBE ASSY - Static Line (Dual ADC)	1	3449459, 3449467 and up
75	107259-018	TUBE ASSY - Pitot Line (Dual ADC)	1	3449459, 3449467 and up
80	107259-003	TUBE ASSY - Static Line	1	3449459, 3449467 and up
85	411-531	SCREW - (MS35207-262)	5	
-85	690-609	WASHER - (NAS1149F0332P)	11	
-85	454-928	CLAMP	14	
90	107259-019	TUBE ASSY - Pitot Line	1	3449459, 3449467 and up
95	107259-005	TUBE ASSY - Static Line	1	3449459, 3449467 and up
100	411-532	SCREW - (MS35207-263)	5	
-100	690-609	WASHER - (NAS1149F0332P)	2	
-100	454-928	CLAMP	2	
-100	107268-008	RADIUS BLOCK	2	3449459, 3449467 and up
105	107259-007	TUBE ASSY - Static Line	1	3449459, 3449467 and up
110	651-981	55X AUTOPILOT - Transducer (See Figure 101)	REF	
115	PS10038-04020749	HOSE - Static (See Note 2)	1	3449459, 3449467 and up
120	99121-000	* PLACARD ASSY - CORRECTION CARD ALTERNATE STATIC SOURCE...- (See Figure 104C)	REF	3449459, 3449467 and up
125	85463-008	HEAD ASSY - Pitot	1	
130	419-923	SCREW - (8 x 1/2 sheet metal - Type B)	8	
-130	406-418	NUT - (NAS 395-18-1)	10	
135	PS10038-03006056	HOSE - Static	1	3449459, 3449467 and up
140	400-443	BOLT - (AN3-12A)	1	
-140	690-798	SPACER	1	
-140	554-575	CLAMP	1	
-140	690-609	WASHER - (NAS1149F0332P)	1	
-140	404-526	NUT - (MS21042-3)	6	
145	554-575	* CLAMP	9	
150	85462-003	ADAPTER	1	
155	PS10038-04006056	HOSE - Static	1	3449459, 3449467 and up
160	95153-094	TUBE ASSY	1	
165	63976-041	* GROMMET	1	
-165	453-732	* GROMMET	10	

- ITEM NOT ILLUSTRATED

When ordering, always specify Part Number, Description, and Serial Number of Aircraft

PIPER AIRCRAFT, INC.
PA-34-220T
AIRPLANE PARTS CATALOG

Figure and Index Number	Part Number	Nomenclature	No. Req.	Serial Numbers Affected
46A-				
-165	434-141	* GROMMET	1	
170	78039-000	FITTING ASSY - Static Vent	2	
175	558-812	ELBOW - Fitting ASSY	2	
180	107259-015	TUBE ASSY - Static Line	1	3449459, 3449467 and up
185	411-532	SCREW - (MS35207-263)	5	
-185	690-609	WASHER - (NAS1149F0332P)	16	
-185	554-575	CLAMP - (PS10017-23-4) (See Note 4)	6	
-185	690-612	WASHER - (NAS1149F0363P)	2	
-185	404-526	NUT - (MS21042-3)	6	
190	488-315	TEE	1	
195	107259-016	TUBE ASSY - Static Line	1	3449459, 3449467 and up
200	107259-014	TUBE ASSY - Static Line	1	3449459, 3449467 and up
205	458-879	ELBOW (Dual Install Requires 3, Single Install Requires 5)	5	
210	107259-013	TUBE ASSY - Static Line	1	3449459, 3449467 and up
215	491-049	UNION (See Note 3)	2	
220	107259-012	TUBE ASSY - Static Line	1	3449459, 3449467 and up
225	458-879	ELBOW (Dual Install Requires 3, Single Install Requires 5)	5	
230	107259-011	TUBE ASSY - Static Line	1	3449459, 3449467 and up
235	107259-010	TUBE ASSY - Static Line	1	3449459, 3449467 and up
240	107259-022	TUBE ASSY - Pitot Line	1	3449459, 3449467 and up
245	107259-009	TUBE ASSY - Static Line	1	3449459, 3449467 and up
250	107259-008	TUBE ASSY - Static Line	1	3449459, 3449467 and up
250A	107259-020	TUBE ASSY - Pitot Line	1	3449459, 3449467 and up
255	107259-024	TUBE ASSY - Pitot Line (See Note 2)	1	3449459, 3449467 and up
260	691-417	TEE (See Note 2)	1	3449459, 3449467 and up
265	107259-021	TUBE ASSY - Pitot Line	1	3449459, 3449467 and up
270	35574-000	* COVER - Pitot Static Drain	1	
-270	35507-000	COVER	1	3449459, 3449467 and up
-275	107268-007	CLIP ASSY	1	3449459, 3449467 and up
-280	107268-005	CLIP ASSY	1	3449459, 3449467 and up
-285	107268-003	CLIP ASSY		

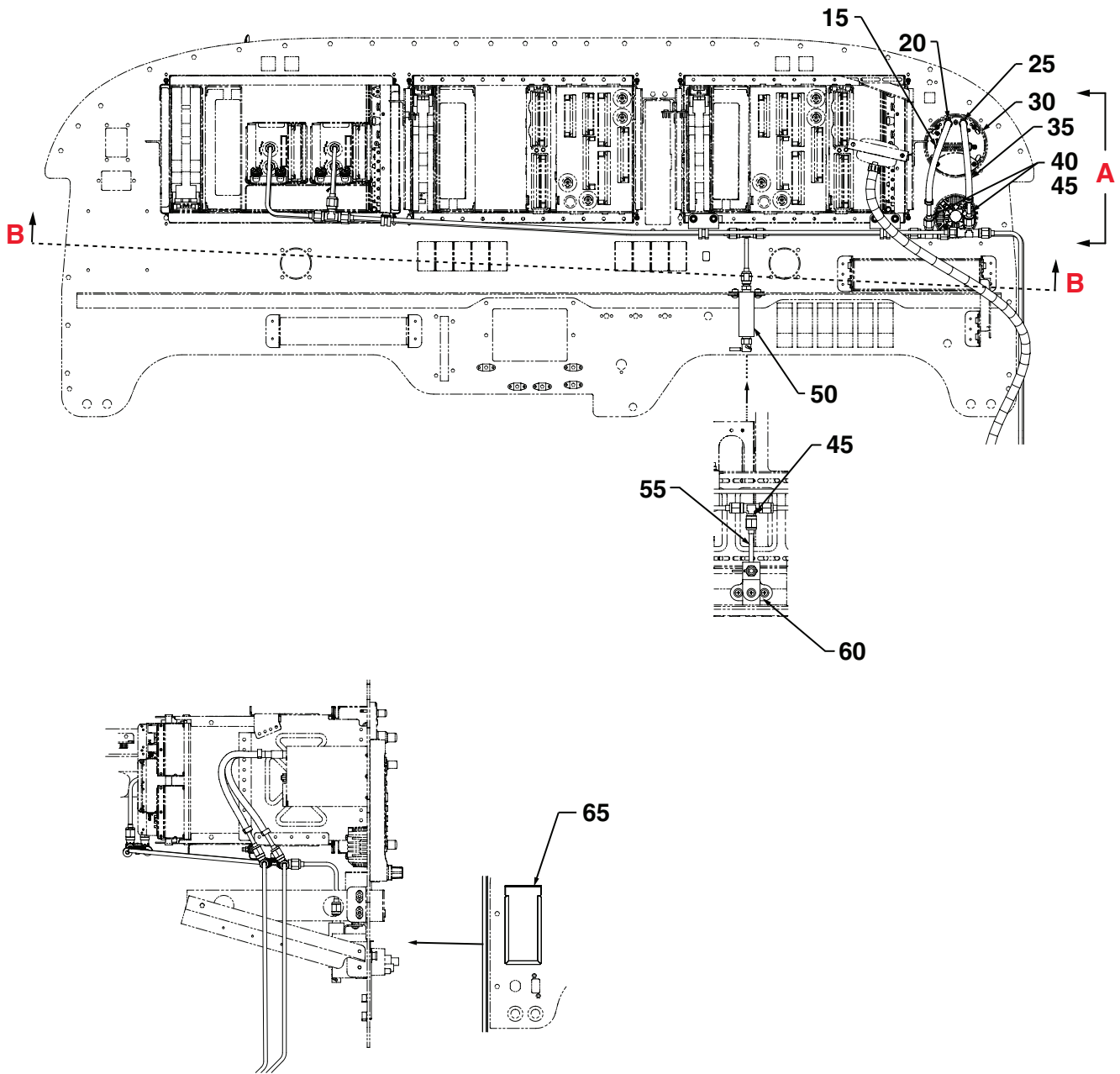
NOTES:

1. MANUFACTURER'S PART NUMBERS ARE INCLUDED FOR REFERENCE ONLY. CONTACT MANUFACTURER FOR SERVICE OR REPLACEMENT.
2. REQUIRED WHEN 55X AUTOPILOT IS INSTALLED.
3. QUANTITY OF 3 EACH REQUIRED WHEN 55X AUTOPILOT IS NOT INSTALLED.
4. QUANTITY OF 4 EACH REQUIRED WHEN 55X AUTOPILOT IS NOT INSTALLED.

- ITEM NOT ILLUSTRATED

When ordering, always specify Part Number, Description, and Serial Number of Aircraft

PIPER AIRCRAFT, INC.
PA-34-220T
AIRPLANE PARTS CATALOG



VIEW A

Figure 46B. Pitot Static System Installation Seneca V G1000 NXi
(Serial Numbers 3449509 and up)
(Sheet 1 of 4)

PIPER AIRCRAFT, INC.
PA-34-220T
AIRPLANE PARTS CATALOG

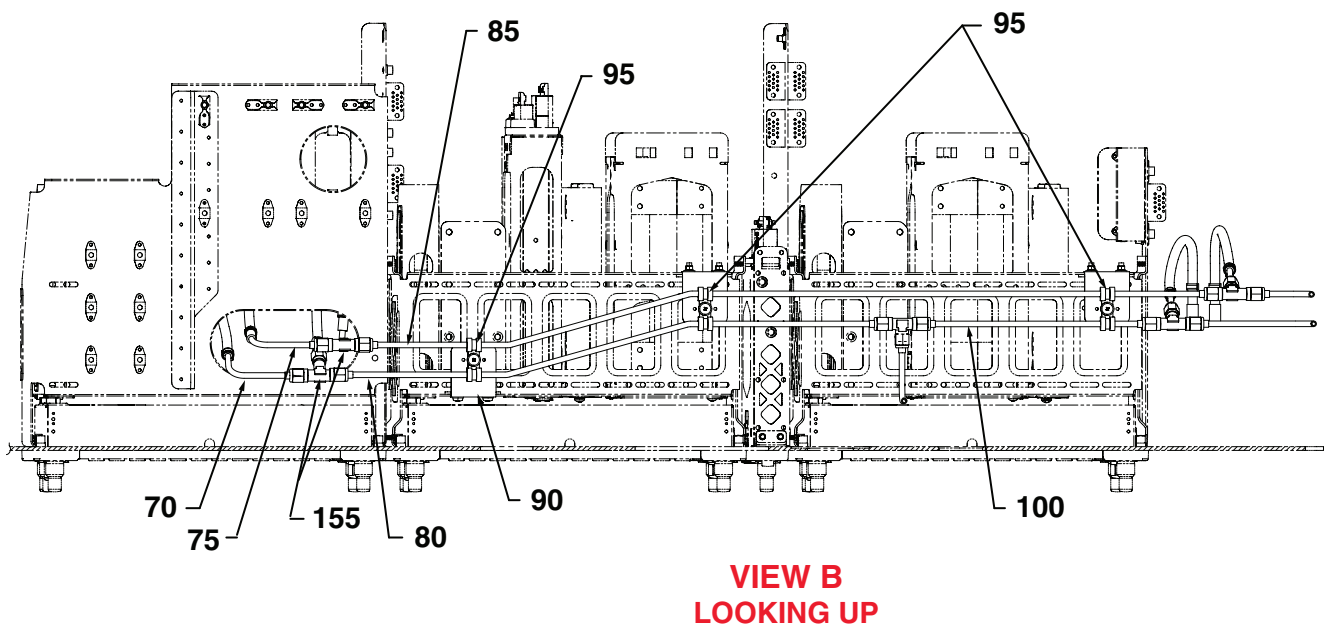
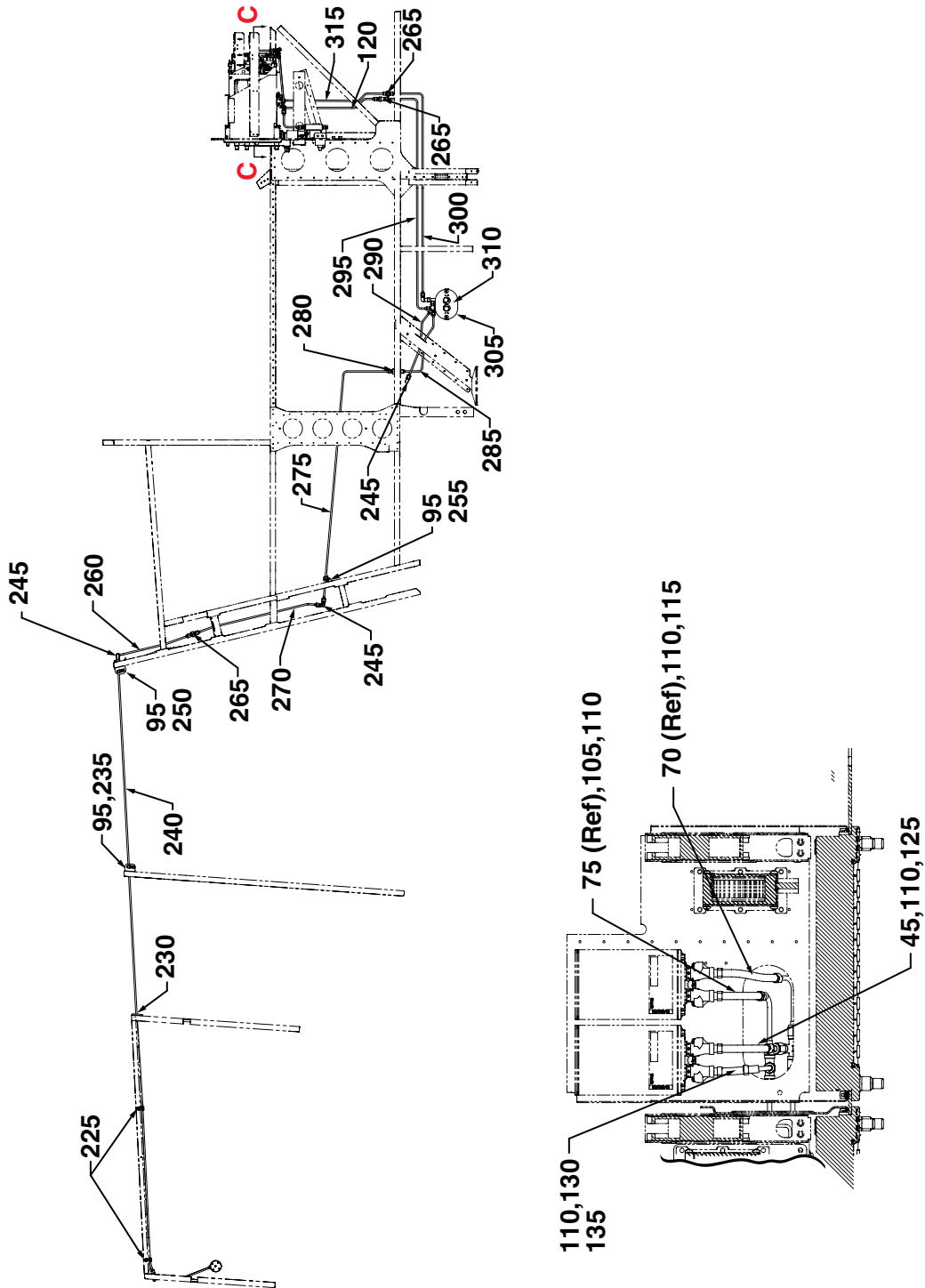


Figure 46B. Pitot Static System Installation Seneca V G1000 NXi
(Serial Numbers 3449509 and up)
(Sheet 2 of 4)

PIPER AIRCRAFT, INC.
 PA-34-220T
 AIRPLANE PARTS CATALOG



VIEW C
LOOKING DOWN
ROTATED 90°

Figure 46B. Pitot Static System Installation Seneca V G1000 NXi
 (Serial Numbers 3449509 and up)
 (Sheet 3 of 4)

PIPER AIRCRAFT, INC.
PA-34-220T
AIRPLANE PARTS CATALOG

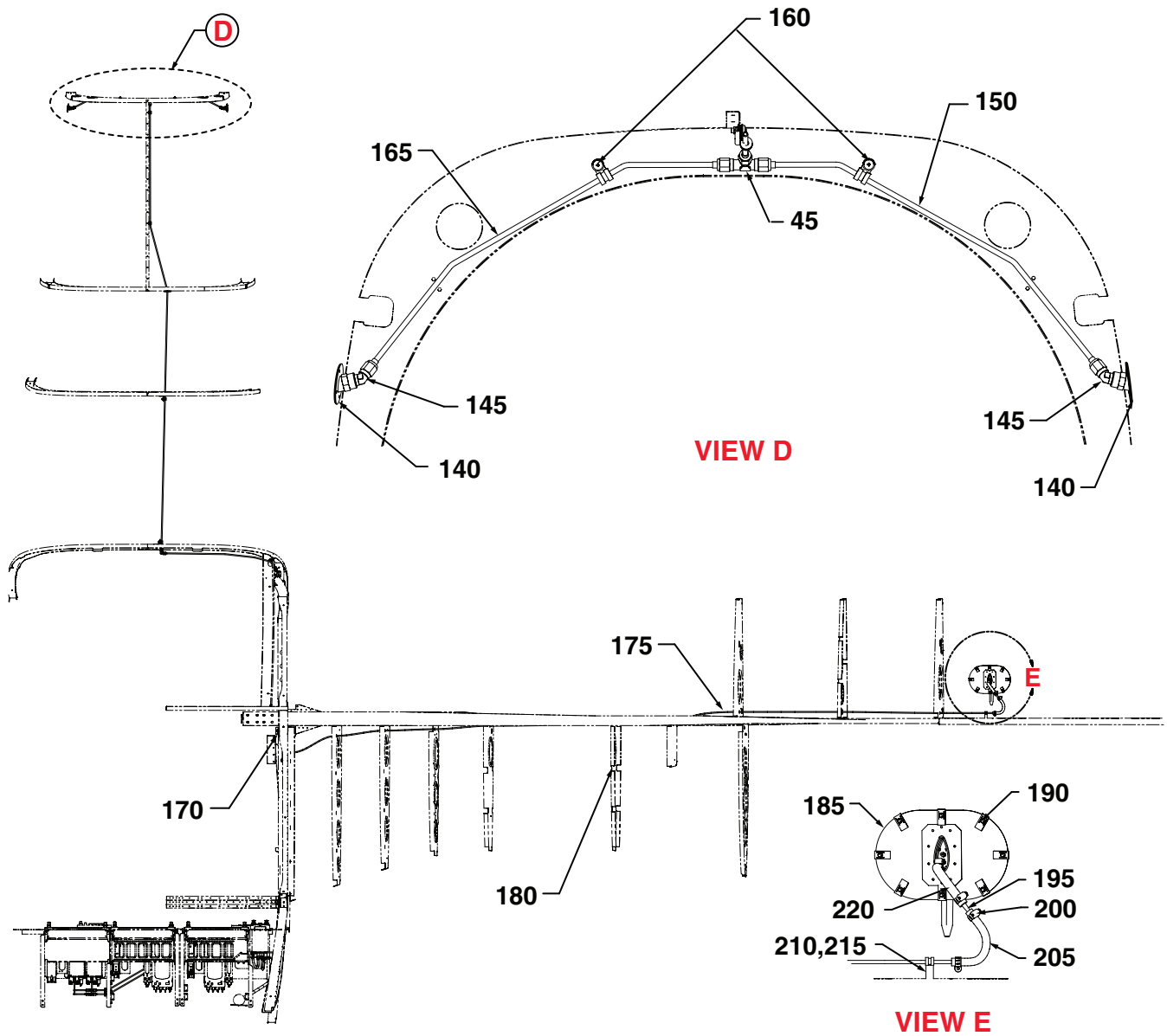


Figure 46B. Pitot Static System Installation Seneca V G1000 NXi
(Serial Numbers 3449509 and up)
(Sheet 4 of 4)

PIPER AIRCRAFT, INC.
PA-34-220T
AIRPLANE PARTS CATALOG

Figure and Index Number	Part Number	Nomenclature	No. Req.	Serial Numbers Affected
46B-	107260 (E)	DRAWING - System Installation Pitot Static		3449459, 3449467 and up
5	107260-006	PITOT STATIC SYSTEM INSTALLATION - Single ADC (NXi)	REF	3449509 and up
10	107260-007	PITOT STATIC SYSTEM INSTALLATION - Dual ADC (NXi)	REF	3449509 and up
15	PS10041-03006149	* HOSE - Static	1	
-15A	555-004	* CLAMP - Pinch Hose	2	
20	-----	* CONNECTOR - Static Quick (part of EFD 1000 Kit 602-465)	1	
25	-----	* CONNECTOR - Pitot Quick (part of EFD 1000 Kit 602-465)	1	
30	602-464	* STANDBY FLIGHT DISPLAY - EFD 1000	1	
35	PS10041-03005656	* HOSE - Pitot	1	
-35A	555-004	* CLAMP - Pinch Hose	2	
40	107551-017	* TUBE ASSY	3	
45	488-315	* TEE - (AN824-3D)	4	
50	107269-002	* VALVE ASSY	1	
55	107259-006	* TUBE ASSY	1	
60	415-518	* SCREW - (MS35206-228)	3	
-60A	690-640	* WASHER - (NAS1149FN632P)	3	
65	99121-000	* PLACARD ASSY	1	
70	107259-029	* TUBE ASSY - Static (SEE NOTE 1)	1	
75	107259-027	* TUBE ASSY - Pitot (SEE NOTE 1)	1	
80	107259-025	* TUBE ASSY - Static	1	
85	107259-026	* TUBE ASSY - Pitot	1	
90	107268-017	* CLIP ASSY	3	
95	411-532	* SCREW - (MS35207-263)	6	
-95A	690-609	* WASHER - (NAS1149F0332P)	6	
-95B	454-928	* CLAMP - (PS10017-2-3)	10	
100	107259-007	* TUBE ASSY	1	
105	PS10041-03003156	* HOSE - Pitot (SEE NOTE 1)	1	
110	602-859	* COUPLING - Quick Disconnect (SEE NOTE 1)	4	
-110A	602-828	* CONNECTOR	4	
-110B	555-004	* CLAMP - Pinch Hose	8	
115	PS10041-03003349	* HOSE - Static (SEE NOTE 1)	1	
120	107259-008	* TUBE ASSY	1	
125	PS10041-03002749	* HOSE - Static	1	
130	PS10041-03002056	* HOSE - Pitot	1	
135	107259-028	* TUBE ASSY - Pitot	1	
140	78039-000	* FITTING ASSY	2	
145	558-812	* ELBOW - (MS20823-3D)	2	
150	107259-016	* TUBE ASSY	1	
155	488-315	* TEE - (AN832-3D) (SEE NOTE 1)	2	
160	411-531	* SCREW - (MS35207-262)	2	
-160A	690-609	* WASHER - (NAS1149F0332P)	4	
-160B	454-928	* CLAMP - (PS10017-2-3)	2	
-160C	690-612	* WASHER - (NAS1149F0363P)	2	
-160D	404-526	* NUT - (MS21042-3)	2	
165	107259-015	* TUBE ASSY	1	
170	63976-041	* GROMMET	1	
175	95153-094	* TUBE ASSY	1	
180	453-732	* GROMMET	10	
185	85463-008	* PITOT HEAD ASSY	1	

- ITEM NOT ILLUSTRATED

When ordering, always specify Part Number, Description, and Serial Number of Aircraft

PIPER AIRCRAFT, INC.
PA-34-220T
AIRPLANE PARTS CATALOG

Figure and Index Number	Part Number	Nomenclature	No. Req.	Serial Numbers Affected
46B-				
190	419-923	* SCREW - (8 x 1/2)	8	
-190A	406-418	* NUT - (NAS395-18-1)	8	
195	85462-003	* ADAPTER	1	
200	554-575	* CLAMP - (PS10017-23-4)	4	
205	PS10038-03006056	* HOSE - Pitot	1	
210	400-443	* BOLT - (AN3-12A)	1	
215	454-928	* CLAMP - (PS10017-2-3)	1	
-215A	690-609	* WASHER - (NAS1149F0332P)	1	
-215B	404-526	* NUT - (MS21042-3)	1	
220	PS10038-04006056	* HOSE - Pitot	1	
225	411-531	* SCREW - (MS35207-262)	2	
-225A	690-609	* WASHER - (NAS1149F0332P)	4	
-225B	454-928	* CLAMP - (PS10017-2-3)	2	
-225C	404-526	* NUT - (MS21042-3)	2	
230	434-141	* GROMMET - (MS35489-20)	1	
235	107268-007	* CLIP ASSY	1	
240	107259-014	* TUBE ASSY	1	
245	458-879	* ELBOW - (AN821-3D)	3	
250	107268-003	* CLIP ASSY	1	
255	107268-005	* CLIP ASSY	1	
260	107259-013	* TUBE ASSY	1	
265	491-049	* UNION - (AN815-3D)	3	
270	107259-012	* TUBE ASSY	1	
275	107259-011	* TUBE ASSY	1	
280	491-059	* UNION - (AN832-3D)	1	
-280A	690-620	* WASHER - (NAS1149F0632P)	1	
-280B	477-617	* NUT - (AS5178D03)	1	
285	107259-010	* TUBE ASSY	1	
290	107259-022	* TUBE ASSY	1	
295	107259-009	* TUBE ASSY	1	
300	107259-021	* TUBE ASSY	1	
305	35507-000	* COVER	1	
-305A	419-713	* SCREW - (PS10012-29)	1	
-305B	494-004	* WASHER - (PS10016-8)	1	
-305C	406-418	* NUT - (NAS395-18-1)	1	
310	35574-000	* SUMP ASSY	1	
-310A	559-104	* ELBOW - Swivel (MS51522B3)	1	
-310B	559-097	* ELBOW - Swivel (MS51521B3)	1	
-310C	415-536	* SCREW - (MS35206-246)	1	
-310D	603-347	* RIVNUT - (NAS1329A08K75)	1	
315	107259-020	* TUBE ASSY	1	

NOTES:

1. USED ON DUAL ADC (NXi).

- ITEM NOT ILLUSTRATED

When ordering, always specify Part Number, Description, and Serial Number of Aircraft

**PIPER AIRCRAFT, INC.
PA-34-220T
AIRPLANE PARTS CATALOG**

THIS PAGE INTENTIONALLY LEFT BLANK

**PIPER AIRCRAFT, INC.
PA-34-220T
AIRPLANE PARTS CATALOG**

**SECTION VII
POWERPLANT GROUP**

PIPER AIRCRAFT, INC.
PA-34-220T
AIRPLANE PARTS CATALOG

Figure and Index Number	Part Number	Nomenclature	No. Req.	Serial Numbers Affected
47-	39640 (M)	DRAWING - Powerplant Installation		3447001 thru 3447029
	100710 (AL)	DRAWING - Powerplant Installation		3449001 and up
	37033 (U)	DRAWING - Propeller, Spinner and Governor Installation (Two-Blade)		3447001 thru 3447029
	87294 (D)	DRAWING - Propeller, Spinner and Governor Installation (Three-Blade)		3447001 thru 3447029
	37032 (AD)	DRAWING - Air Induction System Installation		3447001 thru 3447029
	37111 (F)	DRAWING - Engine Mount Installation		
	104395 (AP)	DRAWING - Electrical Installation Seneca V		3449161, 3449178 thru 3449458, 3449460 thru 3449466
	107270 (R)	DRAWING - Electrical Installation - Seneca V - G1000		3449459, 3449467 thru 3449508
	34F24A000 (D)	DRAWING - Electrical Installation - Seneca V - G1000 NXi		3449509 and up
5	39641-008	ENGINE ASSY - Continental - (TSIO-360-KB-28B) Left	1	3447001 thru 3447029
-5A	39641-009	ENGINE ASSY - Continental - (LTSIO-360-KB-14B) Right	1	3447001 thru 3447029
10	100711-008	ENGINE ASSY - Continental - (TSIO-360-RB-5B) Left (Reference Piper Service Letter 1154, latest revision.)	1	3449001 and up
-10A	100711-009	ENGINE ASSY - Continental - (LTSIO-360-RB-5B) Right (Reference Piper Service Letter 1154, latest revision)	1	3449001 and up
15	551-003	PROPELLER ASSY - Hartzell, Two-Blade, Left (See Figure 52 For Component Parts)	1	3447001 thru 3447029
-15A	551-004	PROPELLER ASSY - Hartzell, Two-Blade, Right (See Figure 52 For Component Parts)	1	3447001 thru 3447029
20	551-005	PROPELLER ASSY - McCauley, Three-Blade, Left (See Figure 52 For Component Parts)	1	3447001 thru 3447029
-20A	551-006	PROPELLER ASSY - McCauley, Three-Blade, Right (See Figure 53 For Component Parts)	1	3447001 thru 3447029
25	551-042	PROPELLER ASSY - Hartzell, Two-Blade, Left	1	3449001 and up
-25A	551-041	PROPELLER ASSY - Hartzell, Two-Blade, Right	1	3449001 and up
30	551-039	PROPELLER ASSY - McCauley, Three-Blade, Left	1	3449001 and up
-30A	551-040	PROPELLER ASSY - McCauley, Three-Blade, Right	1	3449001 and up
35	84652-002	SENSOR ASSY - Tachometer	2	3449001 and up
35	87706-003	GENERATOR ASSY - Tachometer	2	3447001 thru 3447029
-35A	151-296	LOCK - Tachometer	2	
40	37138-000	SPINNER ASSY - Two-Blade, Left	1	3447001 thru 3447029
-40A	37138-001	SPINNER ASSY - Two-Blade, Right	1	3447001 thru 3447029
45	453-989	* BULKHEAD UNIT - Spinner - (37138-005)	1	
50	37138-002	* DOME - Spinner, Left	1	
-50A	37138-003	* DOME - Spinner, Right	1	
55	554-337	* CAP - Spinner, Left and Right - (37138-004)	1	
60	415-379	* SCREW - (MS51958-63) (Used with Hartzell propeller assy only.)	12	
-60A	756-669	* WASHER - (A-1020) (Used with Hartzell propeller assy only.)	12	
65	414-763	* SCREW - (AN507-832R8) (Used with Hartzell propeller assy only.)	3	
70	37138-006	SPINNER ASSY - Two-Blade, Left (Item not available. Order separate components.)	1	3449001 and up
-70A	37138-007	SPINNER ASSY - Two-Blade, Right (Item not available. Order separate components.)	1	3449001 and up
75	587-740	* BULKHEAD UNIT - Spinner - (37138-013)	1	
80	37138-008	* DOME KIT - Spinner (Complete), Left	1	
-80A	37138-009	* DOME KIT - Spinner (Complete), Right	1	
85	37138-010	* * DOME - Spinner, Left	1	

- ITEM NOT ILLUSTRATED

When ordering, always specify Part Number, Description, and Serial Number of Aircraft

PIPER AIRCRAFT, INC.
PA-34-220T
AIRPLANE PARTS CATALOG

Figure and Index Number	Part Number	Nomenclature	No. Req.	Serial Numbers Affected
47-				
-85A	37138-011	** DOME - Spinner, Right	1	
90	415-379	** SCREW - (MS51958-63) (Used with Hartzell propeller assy only.)	12	
-90A	756-669	** WASHER - (A-1020) (Used with Hartzell propeller assy only.)	12	
95	414-793	** SCREW - (MS24693-S50) (Used with Hartzell propeller assy only.)	3	
100	37138-012	** CAP - Spinner, Left and Right	1	
105	587-105	SPINNER ASSY - Three-Blade, Left and Right	1	3447001 thru 3447029
-105A	585-238	SPINNER ASSY - Three-Blade, Left and Right (Polished)	1	3447001 thru 3447029
110	758-702	* BULKHEAD UNIT - Spinner	1	
115	754-629	* DOME - Spinner	1	
120	754-913	* FILLET - Spinner	3	
125	762-360	* SPACER - Spinner Support (Used with McCauley propeller assy only.)	AR	
130	763-720	* WASHER - (A-1638-5) (Used with McCauley propeller assy only.)	36	
-130A	767-258	* SCREW - (A-1635-126) (Used with McCauley propeller assy only.)	36	
135	762-359	* SUPPORT - Spinner (Used with McCauley propeller assy only.)	1	
140	-----	DELETED		
145	688-023	BULKHEAD KIT - Spinner (Complete) (E-7258-5)	1	3449001 and up
-146	595-021	* BULKHEAD ASSY - (D-8170) (Reference Piper Service Letter 1197, latest revision)	1	3449001 and up
-147	-----	* BULKHEAD GASKET - One each side (B-8169)	2	3449001 and up
148	-----	DELETED		
-149	767-256	* SCREW - (A-1635-78)	6	3449001 and up
-150	520-030	* SCREW - (A-1635-121)	12	3449001 and up
151	-----	DELETED		
155	651-666	SPINNER DOME KIT (Complete) - (E-7258-2)	1	3449001 and up
160	754-689	* DOME - Spinner (D-7257)	1	3449001 and up
165	754-912	* FILLET - Spinner	3	3449001 and up
170	763-720	* WASHER - (A-1638-5) (Used with McCauley propeller assy only.)	24	3449001 and up
-170A	767-257	* SCREW - (A-1635-133) (Used with McCauley propeller assy only.)	24	3449001 and up
175	762-360	* SPACER - Spinner Support (B-3863) (Used with McCauley propeller assy only.)	6	3449001 and up
180	767-259	* SUPPORT - Spinner (C-7313) (Used with McCauley propeller assy only.)	1	3449001 and up
185	98400-000	HEAT SHIELD - Engine Mount	1	3447001 thru 3447029
190	454-977	CLAMP	1	3447001 thru 3447029
-190A	65003-003	BUSHING	1	3447001 thru 3447029
-190B	415-545	SCREW - (MS35206-254)	1	3447001 thru 3447029
195	554-738	CLAMP - (MS21919-WH32)	1	3447001 thru 3447029
-195A	454-977	CLAMP	1	3447001 thru 3447029
200	434-131	GROMMET - (MS35489-20)	2	3447001 thru 3447029
205	454-862	CLAMP - (Left and Right)	4	3449161, 3449178 and up
-205A	411-532	SCREW - (MS35207-263)	1	3449161, 3449178 and up
-205B	404-526	NUT - (MS21042-3)	1	3449161, 3449178 and up
-205C	690-609	WASHER - (NAS1149F0332P)	2	3449161, 3449178 and up
210	-----	DELETED		
215	463-261	GOVERNOR ASSY - Propeller, Left - (37845-010)	1	3447001 thru 3447029
-215A	463-253	GOVERNOR ASSY - Propeller, Right - (37845-015)	1	3447001 thru 3447029

- ITEM NOT ILLUSTRATED

When ordering, always specify Part Number, Description, and Serial Number of Aircraft

PIPER AIRCRAFT, INC.
PA-34-220T
AIRPLANE PARTS CATALOG

Figure and Index Number	Part Number	Nomenclature	No. Req.	Serial Numbers Affected
47-				
220	463-256	GOVERNOR ASSY - Propeller, Left - (37845-016)	1	3449001 and up
-220A	463-257	GOVERNOR ASSY - Propeller, Right - (37845-017)	1	3449001 and up
225	470-908	LORD MOUNT - Engine - (J9613-58)	4	
230	62833-099	WASHER	4	
235	401-546	BOLT - (AN7-46A)	4	
-235A	690-630	WASHER - (NAS1149F0763P)	4	
-235B	404-891	NUT - (MS20365-720C)	4	
240	37190-000	TUBE - Engine Breather	1	3447001 thru 3447029; 3449001 thru 3449004
240	101362-002	TUBE - Engine Breather	1	3449005 and up
-240A	454-868	CLAMP - (engine breather tube)	1	
-240B	454-977	CLAMP - (breather tube to eng. mount)	1	3449005 and up
-240C	404-526	NUT - (MS21042-3) (breather tube to eng. mount)	1	3449005 and up
-240D	411-532	SCREW - (MS35207-263) (breather tube to eng. mount)	1	3449001 and up
-240E	690-609	WASHER - (NAS1149F0332P) (breather tube to eng. mount)	1	3449005 and up
-241	37654-000	BRACKET - Oil Breather Tube	1	3447001 thru 3447029; 3449001 thru 3449004
-241A	411-532	SCREW - (MS35207-263)	3	3449001 thru 3449004
-241B	690-612	WASHER - (NAS1149F0363P)	3	3449001 thru 3449004
-241C	406-443	NUT - (NAS679A3W)	3	3449001 thru 3449004
-245	566-317	HOSE - (From Wastegate to Firewall) (97499-033)	1	3449001 and up
-245A	37659-000	ELBOW - Fuel Drain	1	3449001 and up
-245B	690-630	WASHER - (NAS1149F0763P)	1	3449001 and up
-245C	477-618	NUT - (AS5178D04)	1	3449001 and up
-245D	454-983	CLAMP - (PS10017-11-8)	2	3449001 and up
-250	555-411	CONNECTOR RING - (on wastegate oil hoses)	1	
-250A	488-702	STRAP - (MS3367-1-9) (on wastegate oil hoses)	2	
-255	101231-002	HEAT SHIELD - (on right rear mount)	1	3449001 and up
-260	101231-003	HEAT SHIELD - (on left rear mount)	1	3449001 and up
-260A	654-168	CLAMP - (MS21919-WH15)	2	3449001 and up
-260B	411-532	SCREW - (MS35207-263)	2	3449001 and up
-260C	690-612	WASHER - (NAS1149F0363P) (2 between shield & clamp, 1 under nut)	3	3449001 and up
-260D	406-443	NUT - (NAS679A3W)	2	3449001 and up
-265	37688-000	BRACKET	1	3449001 and up
-265A	411-531	SCREW - (MS35207-262)	2	3449001 and up
-265B	690-609	WASHER - (NAS1149F0332P)	2	3449001 and up
-265C	406-443	NUT - (NAS679A3W)	2	3449001 and up
-265D	454-868	CLAMP	1	3449001 and up
-265E	434-133	GROMMET - (MS35489-12) (next to 37688-000 bracket)	3	3449001 and up
-270	690-502	PLATE - Split Mounting	2	3449001 and up
-275	692-100	SHEAVE - Alternator Drive	1	3449001 and up
-280	554-710	CLAMP - (Filter) Oil	1	3449001 and up
-285	434-142	GROMMET - (ignition harness) (MS35489-22)	1	3449001 and up
-285A	65653-018	SLEEVEING - (ignition harness)	1	3449001 and up
290	-----	DELETED		
295	-----	DELETED		
-300	680-786	COTTER PIN - (servo idle arm linkage)	AR	3449001 and up
305	67700-149	TUBE ASSY - Engine Breather	1	3447001 thru 3447029
-305A	83744-188	TUBE ASSY - Engine Breather	1	3449001 and up
310	63633-137	HOSE - Alternator Cooling	1	3447001 thru 3447029
-310A	554-710	CLAMP - (hose to engine mount)	1	3447001 thru 3447029
-310B	454-977	CLAMP - (hose to engine mount)	1	3447001 thru 3447029
-310C	411-532	SCREW - (MS35207-263) (hose to engine mount)	1	3447001 thru 3447029
-310D	404-526	NUT - (MS21042-3) (hose to engine mount)	1	3447001 thru 3447029

- ITEM NOT ILLUSTRATED

When ordering, always specify Part Number, Description, and Serial Number of Aircraft

PIPER AIRCRAFT, INC.
PA-34-220T
AIRPLANE PARTS CATALOG

Figure and Index Number	Part Number	Nomenclature	No. Req.	Serial Numbers Affected
47-				
315	63913-118	HOSE - Engine Breather	1	3447001 thru 3447029
-315A	63913-219	HOSE - Engine Breather	1	3449001 and up
-315B	454-997	CLAMP - Engine Breather	2	3449001 and up
320	63913-176	HOSE - Engine Breather	1	
-320A	434-140	GROMMET - (MS35489-135)	1	3449001 and up
-320B	454-997	CLAMP - (engine breather)	2	3449001 and up
325	454-997	CLAMP - (SAE TY A-1 1/16)	4	3447001 thru 3447029
350	554-925	CLAMP - (SAE TY F-24)	4	3447001 thru 3447029
355	63913-146	HOSE - Engine Breather - Firesleeve	1	3447001 thru 3447029
-355A	63913-220	HOSE - Engine Breather - Firesleeve	1	3449001 and up
360	407-559	WASHER - (AN960-5)	4	
		(Used with Hartzell propeller assy only.)		
-360A	690-628	WASHER - (NAS1149F0563P)	4	
		(Used with McCauley propeller assy only.)		
365	404-531	NUT - (MS21042-5)	4	
370	89446-002	COVER ASSY - Alternator	1	3447001 thru 3447029
375	37032-004	BOX ASSY - Air Induction	1	3447001 thru 3447029
380	37032-008	* INTAKE ASSY	1	
385	37032-028	* COVER ASSY	1	
-390	404-392	* NUT - (AN320-3)	2	
-395	400-667	* BOLT - (AN23-20)	2	
400	484-305	* RECEPTACLE	4	
-405	690-612	* WASHER - (NAS1149F0363P)	2	
-410	63900-168	* BUSHING	2	
415	37032-003	COVER ASSY - Air Induction box	1	3447001 thru 3447029
415	100718-006	AIRBOX COVER ASSY	1	3449001 and up
-420	37032-005	* COVER	1	3447001 thru 3447029
-425	401-279	* BOLT - (AN3-25A)	1	3447001 thru 3447029
-430	404-526	* NUT - (MS21042-3)	1	3447001 thru 3447029
435	23809-007	* DOOR ASSY - Air Induction	1	3447001 thru 3447029
440	23809-004	** GASKET - Rubber Sponge	1	
445	24582-000	** SPRING - Door	1	
450	69074-005	* LEVER ASSY - Air Induction	1	3447001 thru 3447029
455	23810-004	* SPACER	1	3447001 thru 3447029
456	415-521	* SCREW - (MS35206-231)	3	3449001 and up
457	100718-004	* SHAFT ASSY	1	3449001 and up
-457A	100718-016	** LEVER	1	3449001 and up
458	404-528	* NUT - (MS21042-06)	3	3449001 and up
459	453-991	* BEARING - (PS10065-23)	2	3449001 and up
459A	690-619	* WASHER - (NAS1149F0532P)	2	3449001 and up
460	434-134	* GROMMET - (MS35489-11)	2	3449001 and up
460A	690-628	* WASHER - (NAS1149F0563P)	1	3449001 and up
460B	424-051	* PIN - (MS24665-132)	1	3449001 and up
-461	63900-096	* BUSHING	1	3447001 thru 3447029
465	487-724	* STUD	4	3447001 thru 3447029
-465A	494-060	* WASHER	4	3447001 thru 3447029
470	37032-025	SUPPORT	4	3447001 thru 3447029
475	37032-027	SLEEVE - (3.25" diameter)	1	3447001 thru 3447029
480	37032-026	SLEEVE - (3.00" diameter)	1	3447001 thru 3447029
485	554-866	CLAMP - (SAE TY F-48SS)	1	3447001 thru 3447029
490	554-762	CLAMP - (SAE TY F-52SS)	2	3447001 thru 3447029
495	554-641	CLAMP - (MS21920-26)	1	3447001 thru 3447029
-500	100712-005	INTERCOOLER DUCT	2	3449001 and up
-500A	690-612	WASHER - (NAS1149F0363P)	12	3449001 and up
-500B	400-438	BOLT - (AN3-4A)	12	3449001 and up

- ITEM NOT ILLUSTRATED

When ordering, always specify Part Number, Description, and Serial Number of Aircraft

PIPER AIRCRAFT, INC.
PA-34-220T
AIRPLANE PARTS CATALOG

Figure and Index Number	Part Number	Nomenclature	No. Req.	Serial Numbers Affected
47-				
-505	106911-002	INTERCOOLER DUCT ASSY - with valve (Reference Piper Service Letter 1154, latest revision)	2	3449001 and up
-505A	400-438	BOLT - (AN3-4A)	6	3449001 and up
-505B	690-612	WASHER - (NAS1149F0363P)	6	3449001 and up
-510	566-320	HOSE - Air Duct - (10525-109)	1	3449001 and up
-510A	554-576	CLAMP	2	3449001 and up
-515	100739-002	SUPPORT - Intercooler duct	1	3449001 and up
-515A	411-532	SCREW - (MS35207-263)	1	3449001 and up
-515B	690-609	WASHER - (NAS1149F0332P)	1	3449001 and up
-520	566-315	HOSE - (99849-027)	1	3449001 and up
-520A	454-848	CLAMP - (PS10017-20-44)	2	3449001 and up
525	460-632	FILTER - Air (89308-000) (Reference Piper Service Bulletin 1022, latest revision)	1	
530	95061-308	BUSHING	2	3449001 and up
535	38019-005	CAP - Filter	1	3449001 and up
540	38019-003	STUD	2	3449001 and up
545	690-609	WASHER - (NAS1149F0332P)	2	3449001 and up
550	407-800	WASHER - (AN970-3)	2	3449001 and up
555	407-043	LOCKWASHER - (MS35338-43)	2	3449001 and up
-555A	477-668	WINGNUT - (WC-02)	2	3449001 and up
560	404-224	NUT - (AN315-3R)	2	3449001 and up
-560A	406-443	NUT - (NAS679A3W)	2	3449001 and up
565	37105-000	MOUNT ASSY - Engine (Reference Piper Service Bulletin 1184, latest revision)	1	
570	37107-000	BRACKET - Engine Mount	4	
575	37656-000	BRACKET ASSY - Cowl Support	2	3447001 thru 3447029
580	100756-002	BRACKET ASSY - Right Outboard, Left Outboard	1	3449001 and up
-580A	100756-003	BRACKET ASSY - Left Outboard, Right Outboard	1	3449001 and up
585	37657-000	CLAMP - Cowl Support	4	
590	401-266	BOLT - (AN3-5A)	4	
-590A	690-612	WASHER - (NAS1149F0363P)	4	
-590B	404-526	NUT - (MS21042-3)	4	
595	400-014	BOLT - (AN4-21A)	12	
600	690-611	WASHER - (NAS1149F0463P)	12	
-600A	404-888	NUT - (MS20365-428C)	12	
605	37658-000	BRACKET ASSY - Cowl Support, Left and Right Engine Outboard	1	
-605A	37658-001	BRACKET ASSY - Cowl Support, Left and Right Engine Inboard	1	
610	401-392	BOLT - (AN6-10A)	4	
-610A	407-567	WASHER - (AN960-616)	4	
-610B	477-563	NUT - (MS21045-6)	4	
615	492-283	VALVE - Oil Quick Drain	2	
620	481-357	PROBE - Oil Quick Drain	1	
625	486-690	SHAFT - Tachometer Generator	2	3447001 thru 3447029

- ITEM NOT ILLUSTRATED

When ordering, always specify Part Number, Description, and Serial Number of Aircraft

PIPER AIRCRAFT, INC.
PA-34-220T
AIRPLANE PARTS CATALOG

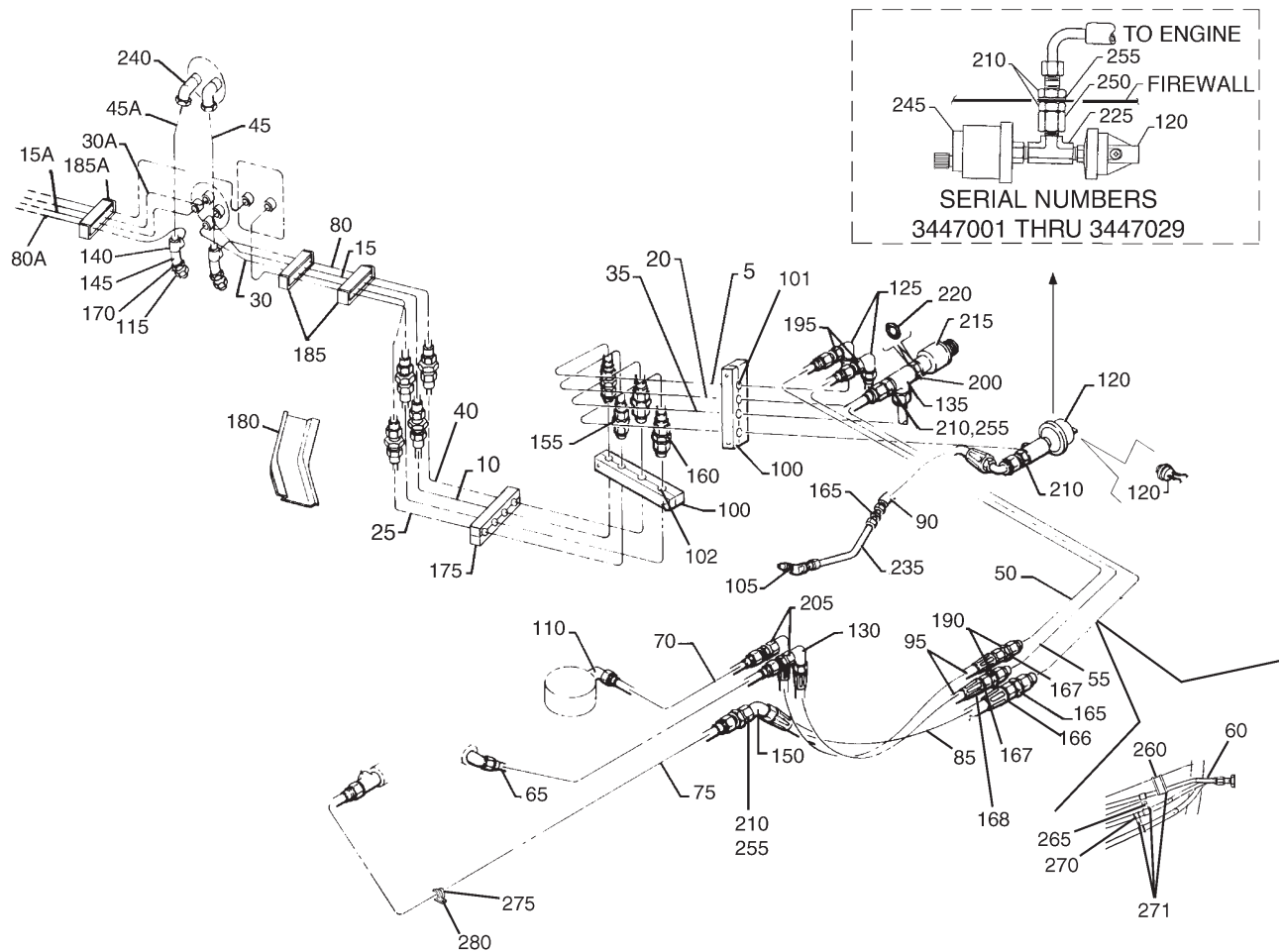


Figure 48. Engine Instrument Lines Installation
 Seneca IV (Serial Numbers 3447001 thru 3447029)

PIPER AIRCRAFT, INC.
PA-34-220T
AIRPLANE PARTS CATALOG

Figure and Index Number	Part Number	Nomenclature	No. Req.	Serial Numbers Affected
48-	39565 (R)	DRAWING - Engine Instrument Lines Installation		3447001 thru 3447029
5	37343-014	TUBE ASSY - Fuel Flow Pressure, Nacelle, Left	1	
-5A	37343-015	TUBE ASSY - Fuel Flow Pressure, Nacelle, Right	1	
10	39573-023	TUBE ASSY - Fuel Flow Pressure, Wing, Left	1	
-10A	39573-029	TUBE ASSY - Fuel Flow Pressure, Wing, Right	1	
15	39573-034	TUBE ASSY - Fuel Flow Pressure, Panel, Left	1	
15A	39573-032	TUBE ASSY - Fuel Flow Pressure, Panel, Right	1	
20	37343-018	TUBE ASSY - Fuel Flow Vent, Nacelle, Left	1	
-20A	37343-019	TUBE ASSY - Fuel Flow Vent, Nacelle, Right	1	
25	39573-025	TUBE ASSY - Fuel Flow Vent, Wing, Left	1	
25A	39573-027	TUBE ASSY - Fuel Flow Vent, Wing, Right	1	
30	39573-033	TUBE ASSY - Fuel Flow Vent, Panel, Left	1	
30A	39573-031	TUBE ASSY - Fuel Flow Vent, Panel, Right	1	
35	37343-006	TUBE ASSY - Manifold Pressure, Nacelle, Left	1	
-35A	37343-007	TUBE ASSY - Manifold Pressure, Nacelle, Right	1	
40	39573-022	TUBE ASSY - Manifold Pressure, Wing, Left	1	
-40A	39573-026	TUBE ASSY - Manifold Pressure, Wing, Right	1	
45	39573-037	TUBE ASSY - Manifold Pressure, Panel, Left	1	
45A	39573-003	TUBE ASSY - Manifold Pressure, Panel, Right	1	
50	37343-020	TUBE ASSY - Fuel Flow Pressure, Engine	2	
55	37343-021	TUBE ASSY - Fuel Flow Vent, Engine	2	
60	37343-022	TUBE ASSY - Manifold Pressure, Engine	2	
65	37343-039	TUBE ASSY - Fuel Flow Vent, Engine	2	
70	37343-032	TUBE ASSY - Fuel Flow Pressure, Engine	2	
75	37343-034	TUBE ASSY - Manifold Pressure, Engine	2	
80	39573-036	TUBE ASSY - Manifold Pressure, Panel to Wing, Left	1	
-80A	39573-035	TUBE ASSY - Manifold Pressure, Panel to Wing, Right	1	
85	63901-041	HOSE ASSY - Manifold Pressure, Engine	2	
90	97499-004	HOSE ASSY - Oil Pressure	2	
95	63901-081	HOSE ASSY - Fuel Flow Pressure and Vent	4	
100	37344-003	SUPPORT - Half	12	
101	415-632	SCREW - (MS35206-332)	8	
-101A	690-616	WASHER - (NAS1149FN832P)	8	
-101B	404-529	NUT (MS21042-08)	8	
102	415-540	SCREW (MS35206-250)	4	
-102A	690-616	WASHER - (NAS1149FN832P)	8	
105	68778-000	ELBOW - Restricted	2	
110	37390-002	ELBOW - Restricted	2	
115	492-241	VALVE	2	
120	587-956	SWITCH - Oil Pressure (76062-15), Left Engine	1	
-120A	588-206	SWITCH - Oil Pressure (76072-15), Right Engine	1	
125	458-933	ELBOW - (AN833-2)	4	
130	458-847	ELBOW - (AN833-3)	4	
135	588-479	TEE - (AN784-4)	2	
140	488-316	TEE - (AN826-4D)	2	
145	458-946	ELBOW - (AN915-1D)	2	
150	458-938	ELBOW - (AN837-4)	2	
155	491-048	UNION - (AN815-2D)	4	
160	491-050	UNION - (AN815-4D)	2	
165	491-055	UNION - (AN815-4)	6	
166	454-935	CLAMP	2	
-166A	411-532	SCREW (MS35207-263)	2	
-166B	690-612	WASHER - (NAS1149F0363P)	2	
-166C	404-526	NUT (MS21042-3)	2	

- ITEM NOT ILLUSTRATED

When ordering, always specify Part Number, Description, and Serial Number of Aircraft

PIPER AIRCRAFT, INC.
PA-34-220T
AIRPLANE PARTS CATALOG

Figure and Index Number	Part Number	Nomenclature	No. Req.	Serial Numbers Affected
48-				
167	454-933	CLAMP	4	
-167A	411-533	SCREW - (MS35207-264)	2	
-167B	690-612	WASHER - (NAS1149F0363P)	2	
-167C	404-526	NUT - (MS21042-3)	2	
168	454-868	CLAMP	2	
170	455-173	COUPLING - (AN910-1D)	2	
175	87202-002	BRACKET - Instrument Lines, Left	1	
-175A	87202-003	BRACKET - Instrument Lines, Right	1	
180	87214-002	COVER - Instrument Lines, Left	1	
-180A	87214-003	COVER - Instrument Lines, Right	1	
185	39572-002	SUPPORT ASSY - Instrument Lines, Left	2	
185A	39572-004	SUPPORT ASSY - Instrument Lines, Right	3	
190	484-162	REDUCER - (AN919-0)	2	
195	477-627	NUT - (AS5178-02)	4	
-195A	407-625	WASHER - (AN960-516)	8	
200	491-050	UNION - (AN815-4D)	2	
205	477-628	NUT - (AS5178-03)	4	
-205A	690-629	WASHER - (NAS1149F0663P)	4	
210	477-629	NUT - (AS5178-04)	8	
215	587-008	PRESSURE SWITCH	2	
220	484-842	O-RING - (MS29512-04)	4	
235	95153-181	TUBE ASSY - Oil Pressure	2	
240	476-648	UNION - (AN816-4D)	2	
245	86684-002	SENDER - Oil Pressure	2	
250	557-580	CONNECTOR	2	
255	690-630	WASHER - (NAS1149F0763P)	8	
260	454-977	CLAMP	4	
265	454-929	CLAMP	4	
270	454-927	CLAMP	12	
271	411-532	SCREW - (MS35207-263)	6	
-271A	690-612	WASHER - (NAS1149F0363P)	6	
-271B	404-526	NUT - (MS21042-3)	9	
275	454-929	CLAMP	2	
280	411-532	SCREW - (MS35207-263)	2	
-280A	690-612	WASHER - (NAS1149F0363P)	2	
-280B	404-526	NUT - (MS21042-3)	2	
-285	39572-003	BRACKET	10	
-290	39572-005	BRACKET	2	
-295	39572-006	BRACKET	2	
-300	690-618	WASHER - (NAS1149FN816P)	13	
-305	415-538	WASHER - (MS35206-248)	13	
-310	404-529	NUT - (MS21042-08)	13	

- ITEM NOT ILLUSTRATED

When ordering, always specify Part Number, Description, and Serial Number of Aircraft

**PIPER AIRCRAFT, INC.
PA-34-220T
AIRPLANE PARTS CATALOG**

THIS PAGE INTENTIONALLY LEFT BLANK

PIPER AIRCRAFT, INC.
PA-34-220T
AIRPLANE PARTS CATALOG

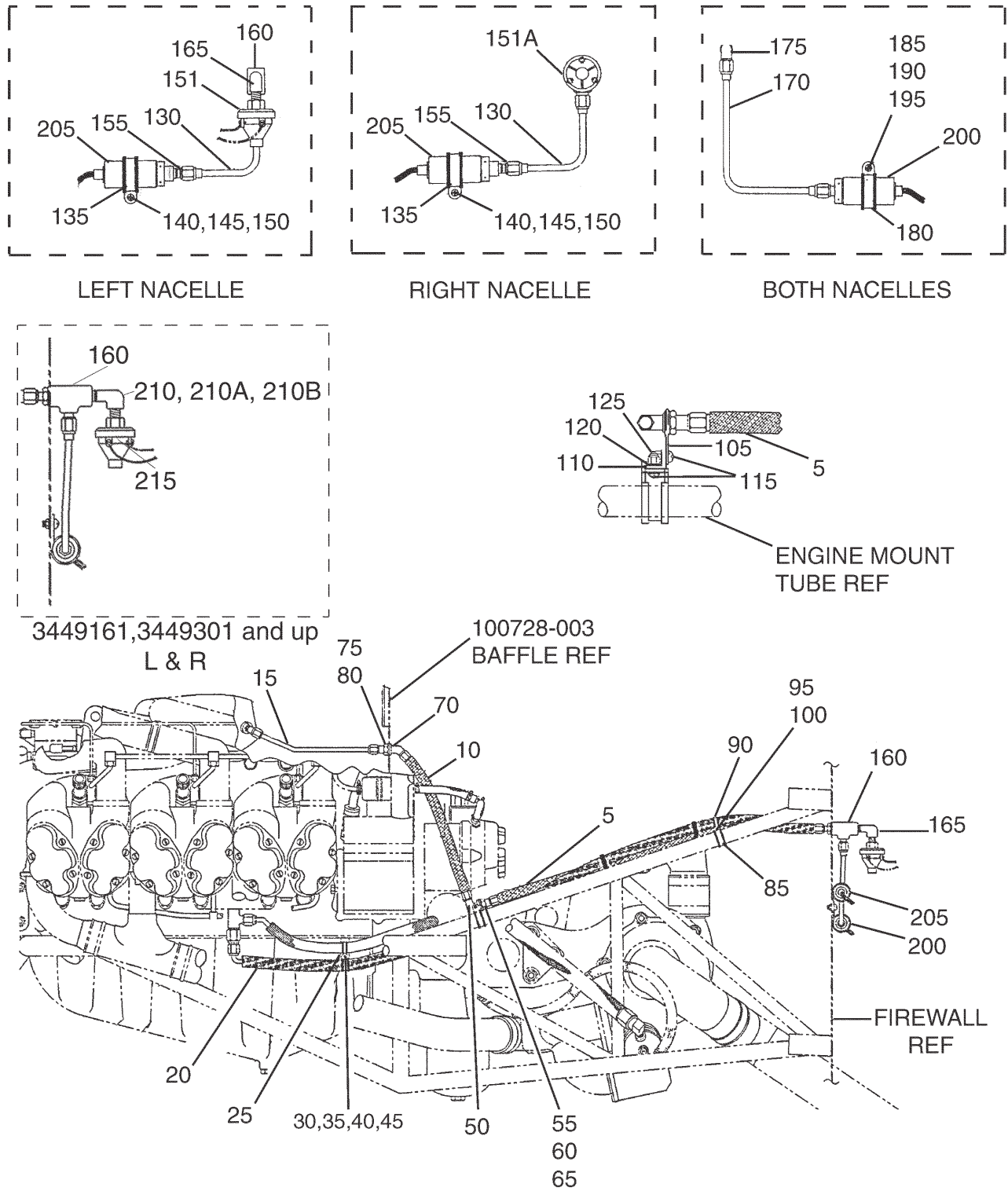


Figure 48A. Engine Instrument Lines Installation
 Seneca V (Serial Numbers 3449001 and up)

PIPER AIRCRAFT, INC.
PA-34-220T
AIRPLANE PARTS CATALOG

Figure and Index Number	Part Number	Nomenclature	No. Req.	Serial Numbers Affected
48A-	100766 (G)	DRAWING - Engine Instrument Lines Installation		3449001 and up
5	63901-167	HOSE ASSY - Manifold Pressure Engine	2	
10	63901-166	HOSE ASSY - Manifold Pressure Engine	2	
15	83744-185	TUBE ASSY - Manifold Pressure Engine	2	
20	63901-165	HOSE ASSY - Oil Pressure	2	
25	100714-002	SUPPORT	2	
30	454-868	CLAMP - Left & Right	2	
-30A	454-935	CLAMP - Left & Right	2	
35	411-532	SCREW - (MS35207-263) Left & Right	2	
40	690-609	WASHER - (NAS1149F0332P) Left & Right	2	
45	404-526	NUT - (MS21042-3) Left & Right	2	
50	488-383	TEE - (AN834-4D)	2	
55	100767-002	FITTING	2	
60	690-630	WASHER - (NAS1149F0763P)	4	
65	477-618	NUT - (AS5178D04)	2	
70	458-910	ELBOW - (AS1040D0404)	2	
75	690-630	WASHER - (NAS1149F0763P)	4	
80	477-618	NUT - (AS5178D04)	2	
85	554-775	CLAMP - L&R	2	
90	454-935	CLAMP - L&R	2	
95	411-532	SCREW - (MS35207-263) Left & Right	2	
100	404-526	NUT - (MS21042-3) Left & Right	2	
105	455-016	CLAMP	2	
110	100767-003	BRACKET	2	
115	415-535	SCREW - (MS35206-245)	4	
120	690-618	WASHER - (NAS1149FN816P)	6	
125	506-627	NUT - (MS21042-L08)	4	
130	83744-187	TUBE ASSY - Oil Pressure	2	
135	554-775	CLAMP	2	
140	411-533	SCREW - (MS35207-264)	2	
145	690-609	WASHER - (NAS1149F0332P)	2	
150	404-526	NUT - (MS21042-3)	2	
151	587-956	SWITCH - Left Nacelle	1	3449001 thru 3449458
151A	588-206	SWITCH - Right Nacelle	1	3449001 thru 3449458
155	455-288	CONNECTOR	2	
160	79038-000	FITTING (See Note 1)	2	
-160A	477-629	NUT - (AS5178-04)	2	
-160B	690-630	WASHER - (NAS1149F0763P)	4	
165	558-790	ELBOW - (AS4854-01)	1	3449001 thru 3449160, 3449162 thru 3449300
170	83744-186	TUBE ASSY - Manifold Pressure	2	3449001 thru 3449160, 3449162 thru 3449300
170	83744-255	TUBE ASSY - Manifold Pressure	2	3449161, 3449301 and up
175	458-934	ELBOW - (AN833-4)	2	3449001 thru 3449160, 3449162 thru 3449300
-175A	477-629	NUT - (AS5178-04)	1	
-175B	690-630	WASHER - (NAS1149F0463P)	2	
180	554-775	CLAMP	2	
185	411-533	SCREW - (MS35207-264)	2	
190	690-609	WASHER - (NAS1149F0332P)	2	
195	404-526	NUT - (MS21042-3)	2	
200	599-592	TRANSDUCER - Manifold Pressure (Reference Piper Service Letter 1108, latest revision)	2	

- ITEM NOT ILLUSTRATED

When ordering, always specify Part Number, Description, and Serial Number of Aircraft

**PIPER AIRCRAFT, INC.
PA-34-220T
AIRPLANE PARTS CATALOG**

Figure and Index Number	Part Number	Nomenclature	No. Req.	Serial Numbers Affected
48A-				
205	599-594	TRANSDUCER - Oil Pressure	2	
210	559-091	ELBOW	2	3449161, 3449301 thru 3449458
210A	477-629	NUT - (AS5178-04)	2	3449161, 3449301 and up
210B	690-630	WASHER - (NAS1149F0763P)	2	3449161, 3449301 and up
215	602-514	PRESSURE SWITCH, Left & Right	2	3449161, 3449301 thru 3449458
-220	583-253	Plug - (AN933-1)	4	3449459, 3449467 and up

NOTES:

1. QUANTITY OF 4 USED ON SERIAL NUMBERS 3449161, 3449301 AND UP.

- ITEM NOT ILLUSTRATED

When ordering, always specify Part Number, Description, and Serial Number of Aircraft

Reissued: February 21, 2020

**PIPER AIRCRAFT, INC.
PA-34-220T
AIRPLANE PARTS CATALOG**

THIS PAGE INTENTIONALLY LEFT BLANK

PIPER AIRCRAFT, INC.
PA-34-220T
AIRPLANE PARTS CATALOG

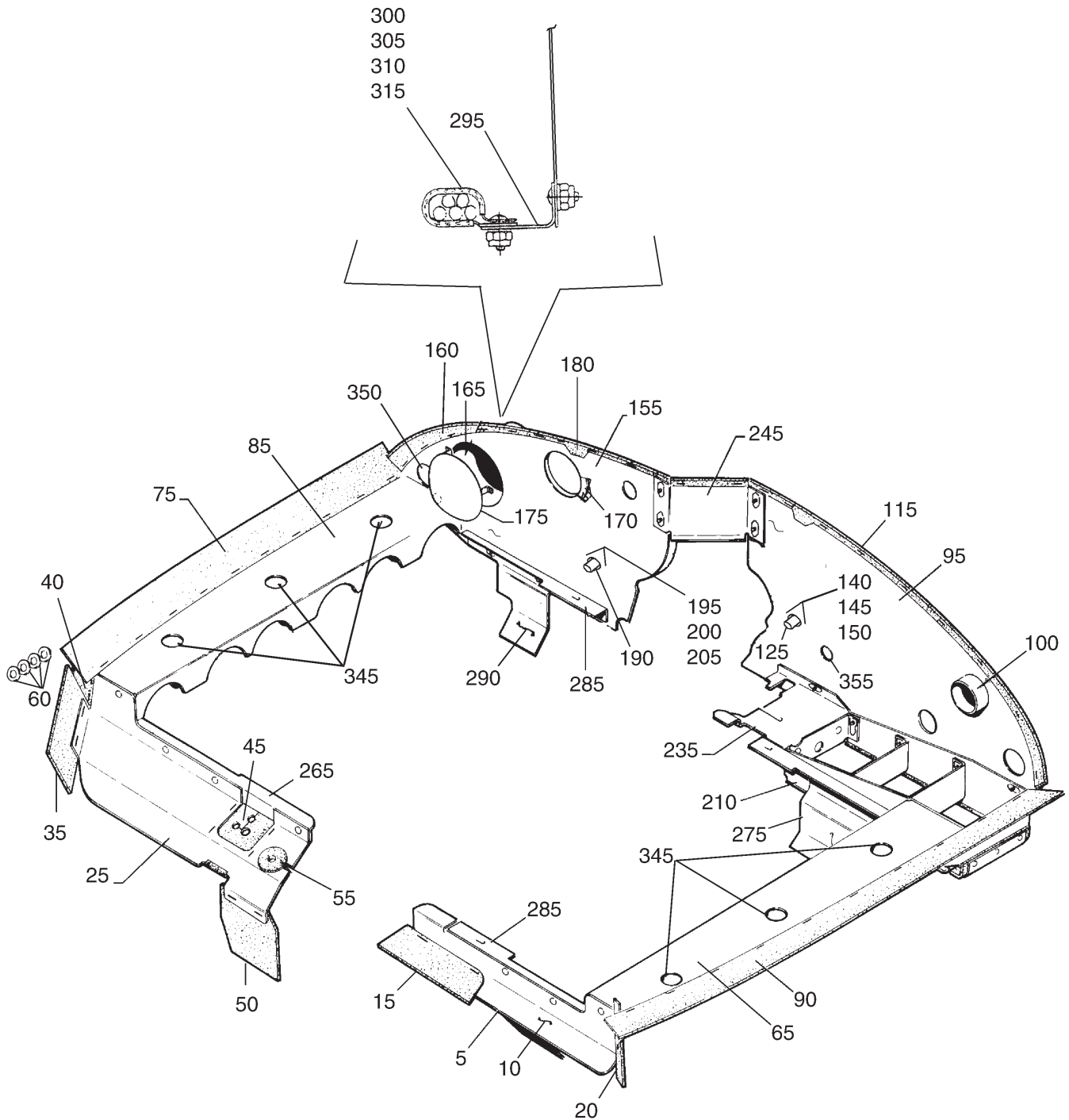


Figure 49. Engine Baffle Installation
Seneca IV (Serial Numbers 3447001 thru 3447029)

PIPER AIRCRAFT, INC.
PA-34-220T
AIRPLANE PARTS CATALOG

Figure and Index Number	Part Number	Nomenclature	No. Req.	Serial Numbers Affected
49-	37495 (N)	DRAWING - Engine Baffle Installation		3447001 thru 3447029
5	37119-000	BAFFLE ASSY - Left Forward, Left and Right Engines	2	
10	37119-002	* BAFFLE	1	
15	37116-002	* SEAL	1	
20	37116-009	* SEAL	1	
25	37121-000	BAFFLE ASSY - Right Forward, Left and Right Engines	2	
-30	37121-002	* BAFFLE	1	
35	37116-004	* SEAL	1	
40	37116-010	* SEAL	1	
45	37116-012	* SEAL	1	
50	37116-013	* SEAL	1	
55	434-160	* GROMMET - (MS35489-8S)	1	
60	407-581	* WASHER - (AN960-4L)	4	
65	37125-000	BAFFLE ASSY - Left Side, Left and Right Engines	2	
-70	37125-002	* BAFFLE	1	
75	37116-005	* SEAL	1	
-80	37124-000	* BRACKET	3	
85	37122-000	BAFFLE ASSY - Right Side, Left and Right Engines	2	
-86	37122-002	* BAFFLE	1	
90	37116-005	* SEAL	1	
-91	37124-000	* BRACKET	1	
95	37120-008	BAFFLE ASSY - Left Side Aft, Left and Right Engines	2	
100	37598-000	* FLANGE ASSY - Left Side, Rear Baffle	1	
-105	37598-002	** TUBE	1	
-110	37598-004	** FLANGE	1	
115	87705-003	* SEAL	1	
120	37120-009	* BAFFLE	1	
125	85357-002	* TUBE ASSY - Magneto Cooling	1	
-130	85357-003	** PLATE	1	
-135	85357-004	** TUBE	1	
140	400-437	* BOLT (AN3-3A)	2	
145	690-612	* WASHER - (NAS1149F0363P)	2	
150	404-534	* NUT - (NUT MS21042L3)	2	
155	37175-006	BAFFLE ASSY - Right Side Aft, Left and Right Engines	2	
160	37116-011	* SEAL	1	
165	37177-000	* ADAPTER TUBE	1	
170	37189-000	* STIFFENER	1	
175	37142-000	* DEFLECTOR ASSY	1	
180	87705-002	* SEAL	1	
185	37175-007	* BAFFLE	1	
190	85357-002	* TUBE ASSY - Magneto Cooling	1	
195	400-437	* BOLT (AN3-3A)	2	
200	690-612	* WASHER - (NAS1149F0363P)	2	
205	404-534	* NUT - (NUT MS21042L3)	2	
210	37126-000	BAFFLE ASSY - Oil Cooler, Left Aft	2	
-215	37126-002	* BAFFLE	1	
-220	37116-006	* SEAL	1	
225	37116-008	* SEAL	1	
-230	37126-014	* CLIP	1	
235	37179-000	BAFFLE ASSY - Oil Cooler, Inboard Engine	2	
-240	37179-002	* BAFFLE	1	
245	37178-003	BRACKET ASSY - Engine Baffle, Aft	2	
-250	37178-002	* BRACKET	1	
-255	37116-007	* SEAL	1	

- ITEM NOT ILLUSTRATED

When ordering, always specify Part Number, Description, and Serial Number of Aircraft

PIPER AIRCRAFT, INC.
PA-34-220T
AIRPLANE PARTS CATALOG

Figure and Index Number	Part Number	Nomenclature	No. Req.	Serial Numbers Affected
49-				
-260	87705-004	* SEAL	1	
265	37464-000	BAFFLE ASSY - Right Front, Left and Right Engines	2	
-270	37464-002	* BAFFLE	1	
275	37512-000	BAFFLE ASSY - Left Rear, Left and Right Engines	2	
-280	37512-002	* BAFFLE	1	
285	37463-000	BAFFLE ASSY - Left Front and Right Rear, Left and Right Engines	4	
290	37463-002	* BAFFLE	2	
295	37688-000	BRACKET	1	
300	690-612	WASHER - (NAS1149F0363P)	1	
305	404-526	NUT - (MS21042-3)	1	
310	411-534	SCREW - (MS35207-265)	1	
315	554-881	CLAMP	1	
-320	407-674	WASHER - (AN960-C10)	25	
-325	411-531	SCREW - (MS35707-262)	25	
-330	690-664	WASHER - (NAS1149C0463R)	6	
-335	408-051	WASHER - (MS35333-40)	6	
-340	418-419	SCREW - 1/4-20 X 1/2 Grade 5	6	
345	434-133	GROMMET - (MS35489-12)	6	
350	434-197	GROMMET - (MS35489-22S)	2	
355	434-189	GROMMET - (MS35489-134)	1	

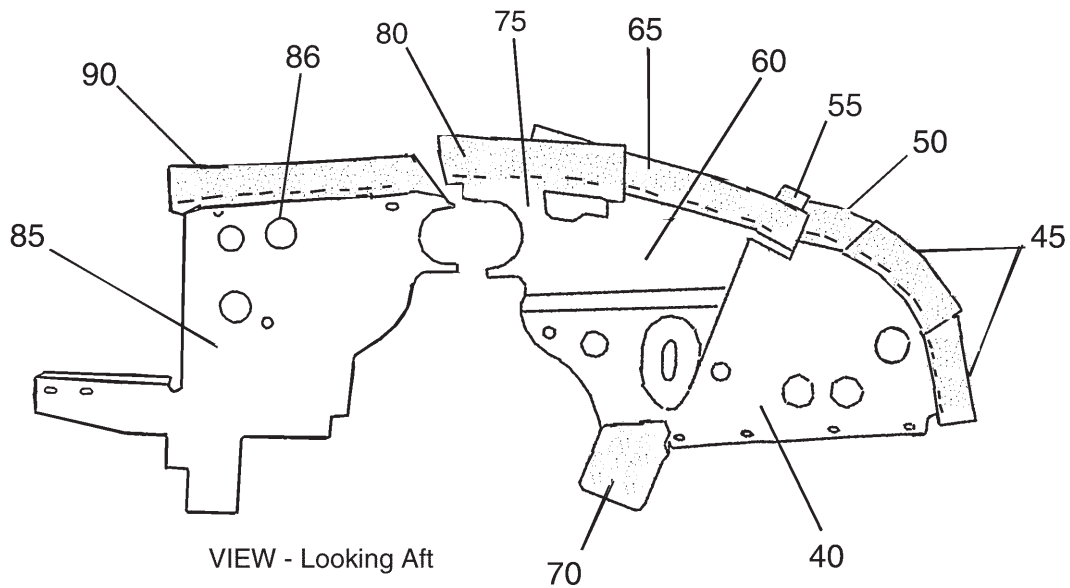
- ITEM NOT ILLUSTRATED

When ordering, always specify Part Number, Description, and Serial Number of Aircraft

**PIPER AIRCRAFT, INC.
PA-34-220T
AIRPLANE PARTS CATALOG**

THIS PAGE INTENTIONALLY LEFT BLANK

PIPER AIRCRAFT, INC.
PA-34-220T
AIRPLANE PARTS CATALOG



AFT BAFFLE INSTALLATION
(3449001 AND UP)

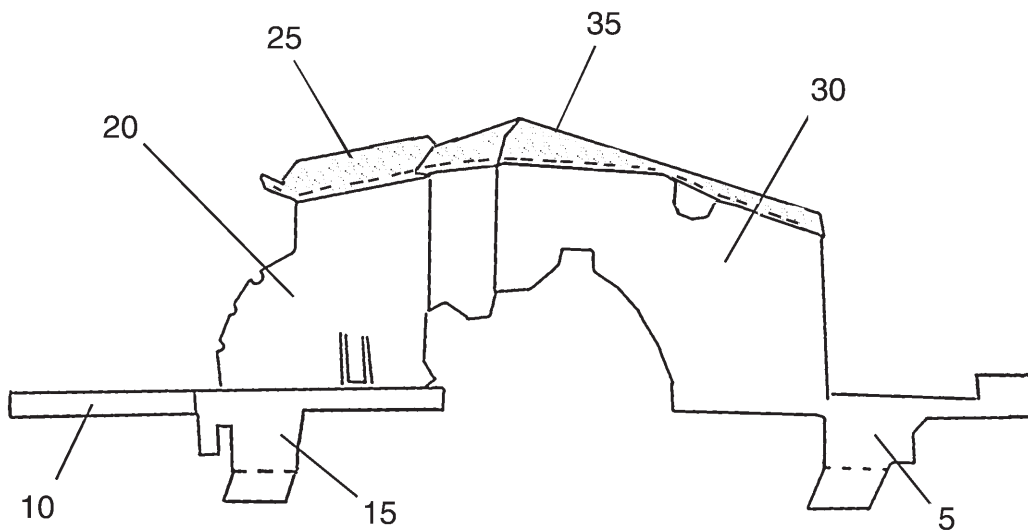


Figure 49A. Engine Baffle Installation
Seneca V (Serial Numbers 3449001 and up)
(Sheet 1 of 2)

PIPER AIRCRAFT, INC.
PA-34-220T
AIRPLANE PARTS CATALOG

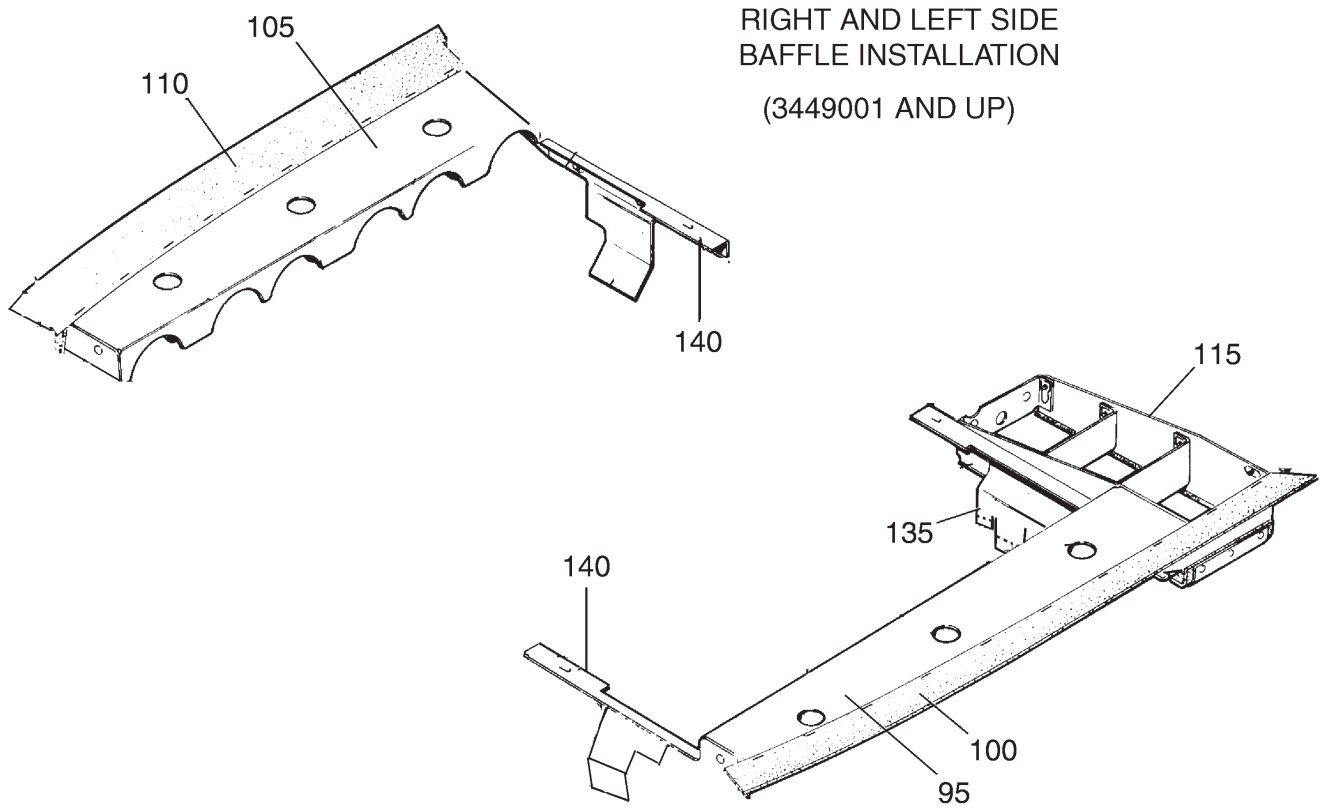


Figure 49A. Engine Baffle Installation
Seneca V (Serial Numbers 3449001 and up)
(Sheet 2 of 2)

PIPER AIRCRAFT, INC.
PA-34-220T
AIRPLANE PARTS CATALOG

Figure and Index Number	Part Number	Nomenclature	No. Req.	Serial Numbers Affected
49A-	100710 (W)	DRAWING - Powerplant Installation		3449001 and up
5	100725-012	BAFFLE ASSY - Left Front, Lower (Left and Right Engines)	2	
10	100725-015	BAFFLE ASSY - Right Forward Shelf (Left and Right Engines)	2	
15	106922-001	BAFFLE ASSY - Right Front, Upper (Left and Right Engines)	2	3449459 and up
20	106921-001	BAFFLE ASSY - Right Front, Lower (Left and Right Engines)	2	3449459 and up
25	100732-011	* SEAL	1	
30	106921-002	BAFFLE ASSY - Left Front, Upper (Left and Right Engines)	2	3449459 and up
35	100732-012	* SEAL	1	
40	100728-017	BAFFLE ASSY - Left Rear (Left and Right Engines)	2	
45	100732-002	* SEAL	2	
50	100732-003	* SEAL	1	
55	100732-004	* SEAL	1	
60	100728-003	BAFFLE ASSY - Left Rear (Left and Right Engines)	2	
65	100732-005	* SEAL	1	
70	100732-008	* SEAL	1	
75	100728-004	BAFFLE ASSY - Left Rear (Left and Right Engines)	2	
80	100732-007	* SEAL	1	
85	100729-002	BAFFLE ASSY - Right Rear (Left and Right Engines)	2	
85	100729-011	BAFFLE ASSY - Right Rear (Left and Right Engines)	2	
86	100733-002	* TUBE ASSY	2	
90	100732-010	* SEAL	1	
95	100731-002	BAFFLE ASSY - Left Side (Left and Right Engines)	2	
100	100732-009	* SEAL	1	
105	100731-003	BAFFLE ASSY - Right Side (Left and Right Engines)	2	
110	100732-009	* SEAL	1	
115	37126-000	BAFFLE ASSY - Oil Cooler, (Left Aft)	2	
-120	37126-014	* CLIP	1	
-125	37116-006	* SEAL	1	
-130	37116-008	* SEAL	1	
135	37512-000	BAFFLE ASSY - Left Rear (Left and Right Engines)	2	
140	37463-000	BAFFLE ASSY - Right Rear (Left and Right Engines)	4	
-145	411-532	SCREW - (MS35207-263)	26	
-150	690-612	WASHER - (NAS1149F0363P)	2	
-155	585-043	SPACER	1	
-160	418-419	SCREW - 1/4-20 X 1/2 Grade 5	6	
-165	408-051	WASHER - (MS35333-40)	6	
-170	690-664	WASHER - (NAS1149C0463R)	6	
-175	690-609	WASHER - (NAS1149F0332P)	29	
-180	411-533	SCREW - (MS35207-264)	2	
-185	411-531	SCREW - (MS35207-262)	2	
-190	100734-002	ZEE BRACKET	1	
-195	100726-011	BRACKET	1	

- ITEM NOT ILLUSTRATED

When ordering, always specify Part Number, Description, and Serial Number of Aircraft

**PIPER AIRCRAFT, INC.
PA-34-220T
AIRPLANE PARTS CATALOG**

THIS PAGE INTENTIONALLY LEFT BLANK

PIPER AIRCRAFT, INC.
PA-34-220T
AIRPLANE PARTS CATALOG

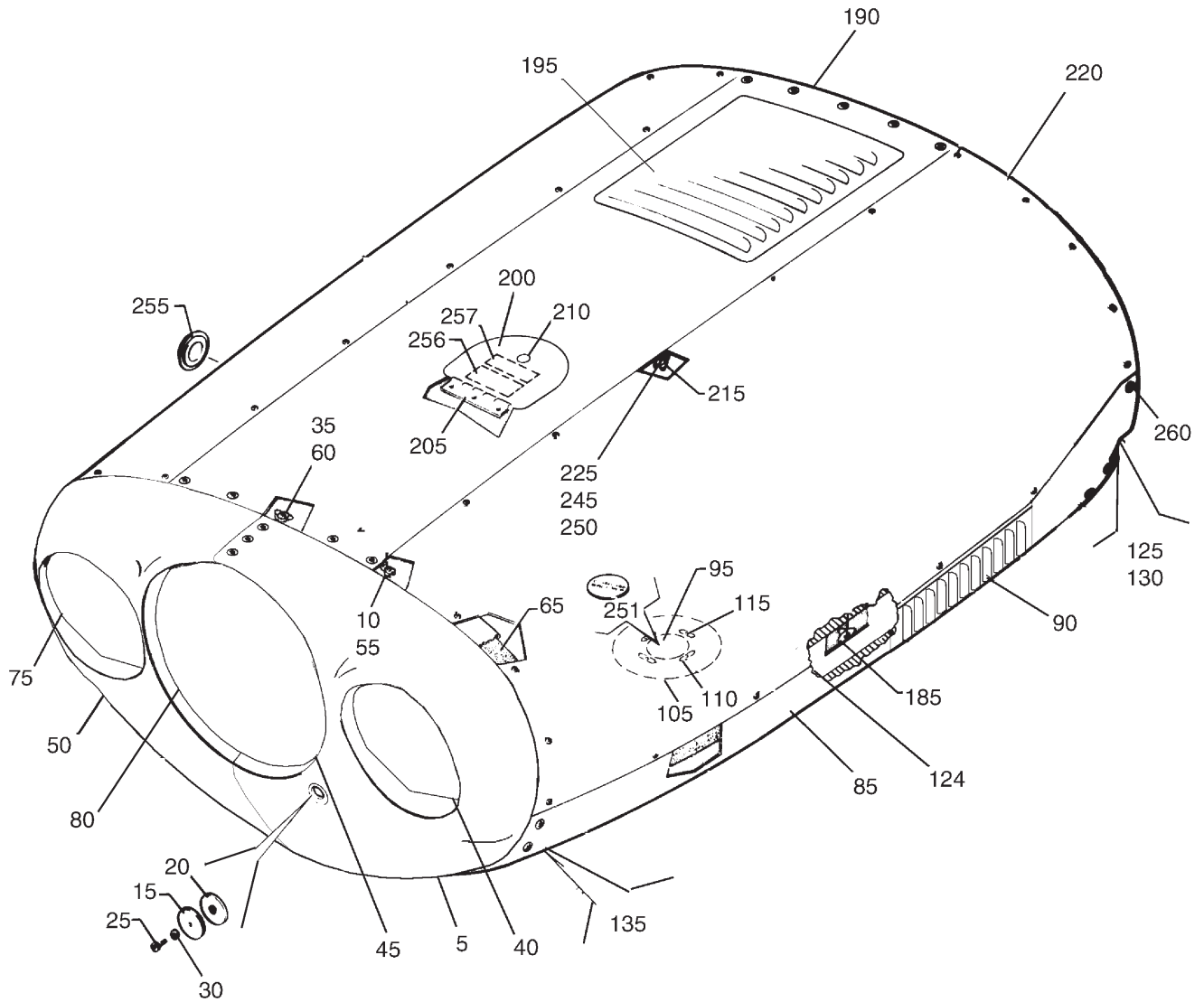


Figure 50. Engine Cowling Assembly
Seneca IV (Serial Numbers 3447001 thru 3447029)

PIPER AIRCRAFT, INC.
PA-34-220T
AIRPLANE PARTS CATALOG

Figure and Index Number	Part Number	Nomenclature	No. Req.	Serial Numbers Affected
50-	37207 (AT) 96567	DRAWING - Engine Cowl Installation DRAWING - Nose Gear Observation - Mirror Installation		3447001 thru 3447029
-1	85352-000	NOSE BOWL ASSY - Complete	1	
5	85352-002	* NOSE BOWL - Left	1	
10	584-019	** RECEPTACLE	5	
15	37030-014	** DISC - Nose Cowl	1	
20	37030-016	** DISC ASSY - Nose Cowl	1	
25	415-532	** SCREW (MS35206-242)	1	
30	407-103	** LOCKWASHER - (AN935-8)	1	
35	506-549	** NUTPLATE - (MS21059L3)	9	
-36	407-561	** WASHER - (AN960-4)	14	
40	37116-018	** SEAL	1	
45	37116-019	** SEAL	1	
-48	85352-007	** WEBBING - Anti-Squeak	4	
50	85352-003	* NOSE BOWL - Right	1	
55	584-019	** RECEPTACLE	5	
60	506-549	** NUTPLATE - (MS21059L3)	13	
65	85352-007	** WEBBING - Anti-Squeak	4	
-70	407-561	** WASHER - (AN960-4)	13	
75	37116-018	** SEAL	1	
80	37116-019	** SEAL	1	
85	37207-109	BOTTOM COWL ASSY	1	
90	87405-002	* LOUVER	1	
95	37207-020	* COVER	1	
105	37207-033	* DOUBLER ASSY	1	
-106	37207-019	** DOUBLER	1	
110	506-524	** NUTPLATE - (MS21059L08K)	4	
115	415-533	* SCREW - (MS35206-243)	4	
-120	37207-002	* BOTTOM PANEL	1	
124	37207-018	* STIFFENER	1	
125	37207-030	* STIFFENER	1	
130	37207-031	* STIFFENER	1	
135	37207-032	* STIFFENER	1	
-140	37207-044	* STIFFENER	1	
-145	37207-045	* STIFFENER	1	
-150	37207-048	* STIFFENER	1	
-155	37207-049	* STIFFENER	1	
-160	37207-105	* STIFFENER	1	
-165	37207-106	* STIFFENER	1	
-170	37207-042	* GUSSET	2	
-175	37207-051	* ANGLE	1	
-180	37207-052	* DOUBLER	1	
185	484-293	* RECEPTACLE	10	
190	67995-002	TOP PANEL ASSY - Cowl (Reference Piper Service Bulletin 1005, latest revision)	2	
195	37207-023	* LOUVER	1	
200	67995-007	* DOOR ASSY - Oil Filter	1	
205	67995-008	** HINGE ASSY - Oil Filter door	1	
210	472-017	** LATCH - Oil Filter Door	1	
215	484-293	* RECEPTACLE	10	
-216	67995-003	* STIFFENER	1	
220	78726-010	PANEL ASSY - Cowl, Left	1	
-220A	78726-011	PANEL ASSY - Cowl, Right	1	
225	587-675	* STUD - Length .78	10	

- ITEM NOT ILLUSTRATED

When ordering, always specify Part Number, Description, and Serial Number of Aircraft

PIPER AIRCRAFT, INC.
PA-34-220T
AIRPLANE PARTS CATALOG

Figure and Index Number	Part Number	Nomenclature	No. Req.	Serial Numbers Affected
50-				
-230	487-684	* STUD - Length .84	7	
-235	487-685	* STUD - Length .87	1	
-240	487-687	* STUD - Length .93	2	
245	463-416	* GROMMET	20	
250	484-755	* RING - Snap	20	
251	582-787	PLACARD - OIL DRAIN PROBE STORED IN FWD BAGGAGE COMPARTMENT - (35669-011) (See Figure 104)	REF	
255	474-365	MIRROR - Nose Gear Observation (Left Nacelle, Inboard)	1	
256	581-114	PLACARD - OIL COOLER WINTERIZATION PLATE ... (63408-000) (See Figure 104)	REF	
257	583-541	PLACARD - RECOMMENDED SAE GRADE OIL... (87339-002) (See Figure 104)	REF	
260	506-525	NUTPLATE - (MS21059-L3K)	2	
-260A	690-609	WASHER - (NAS1149F0332P)	2	
-260B	411-533	SCREW - (MS35207-264)	2	
-265	494-087	WASHER	31	
-270	410-039	SCREW - (MS24694-S51)	31	

- ITEM NOT ILLUSTRATED

When ordering, always specify Part Number, Description, and Serial Number of Aircraft

**PIPER AIRCRAFT, INC.
PA-34-220T
AIRPLANE PARTS CATALOG**

THIS PAGE INTENTIONALLY LEFT BLANK

PIPER AIRCRAFT, INC.
PA-34-220T
AIRPLANE PARTS CATALOG

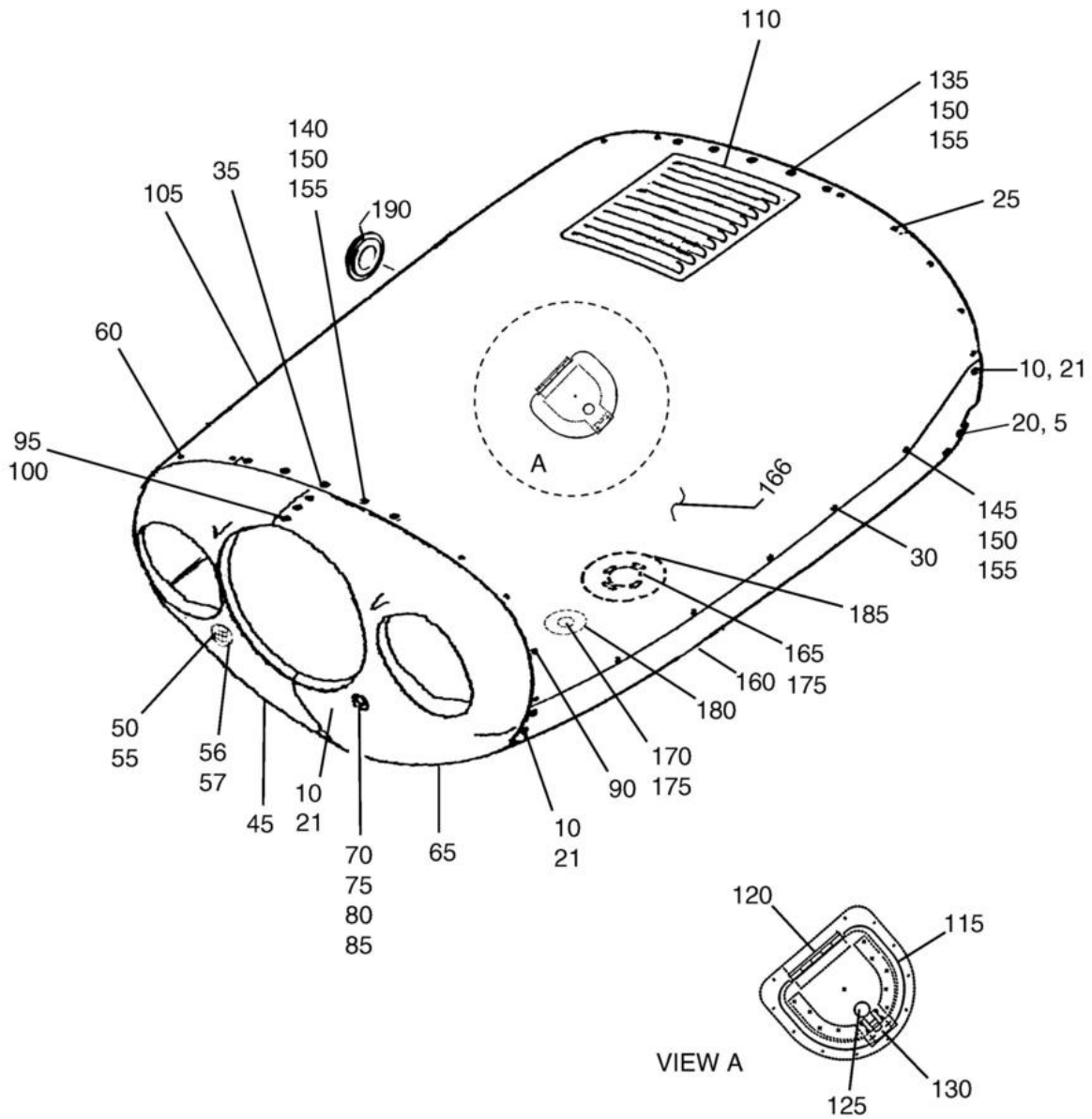


Figure 50A. Engine Cowling Assembly
 Seneca V (Serial Numbers 3449001 and up)

PIPER AIRCRAFT, INC.
PA-34-220T
AIRPLANE PARTS CATALOG

Figure and Index Number	Part Number	Nomenclature	No. Req.	Serial Numbers Affected
50A-	100750 (G) 96567	DRAWING - Cowl Installation DRAWING - Nose Gear Observation - Mirror Installation		3449001 and up
-1	100750-002	COWL INSTALLATION	REF	3449001 thru 3449048
-1A	100750-003	COWL INSTALLATION	REF	3449049 and up
5	410-039	* SCREW - (MS24694-S51)	4	
10	520-059	* SCREW - (NAS560HK3-2)	15	
20	494-037	* WASHER	4	
21	508-008	* WASHER	15	
25	487-704	* STUD ASSY	10	3449001 thru 3449048
30	487-728	* STUD ASSY	22	3449001 thru 3449048
35	520-019	* STUD ASSY	1	3449001 thru 3449048
-40	100751-002	* NOSE BOWL ASSY	1	3449001 thru 3449048
-40A	100751-036	* NOSE BOWL ASSY	1	3449049 and up
45	100751-003	** NOSE BOWL ASSY - Right	1	3449001 thru 3449048
-45A	100751-033	** NOSE BOWL ASSY - Right	1	3449049 and up
50	100751-035	*** SCREEN (Reference Piper Service Bulletin 1223, latest revision)	1	
55	104453-002	*** INLET ASSY	1	
56	484-606	*** RIVET - (CCR264SS3-3)	4	
57	690-671	*** WASHER - (NAS1149FN216P)	4	
60	484-301	*** RECEPTACLE - (FX10-1502-0511)	4	3449001 thru 3449048
-60A	484-293	*** RECEPTACLE	5	3449049 and up
65	100751-004	** NOSE BOWL ASSY - Left	1	3449001 thru 3449048
-65A	100751-026	** NOSE BOWL ASSY - Left	1	3449049 and up
70	37030-014	*** DISK	1	
75	37030-016	*** PLATE ASSY	1	
80	415-532	*** SCREW - (MS35206-242)	1	
85	407-103	*** LOCKWASHER - (AN935-8)	1	
90	484-301	*** RECEPTACLE	5	3449001 thru 3449048
-90A	484-293	*** RECEPTACLE	6	3449049 and up
95	410-039	** SCREW - (MS24694-S51)	6	3449001 thru 3449048
-95A	520-059	** SCREW - (NAS560HK3-2)	6	3449049 and up
100	494-087	** WASHER	6	3449001 thru 3449048
-100A	508-008	** WASHER	6	3449049 and up
105	100754-002	* COWL ASSY - Upper	1	3449001 thru 3449048
-105A	100754-010	* COWL ASSY - Upper	1	3449049 thru 3449466
-105A	100754-013	* COWL ASSY - Upper	1	3449467 and up
110	37207-023	** LOUVER	1	
115	100799-002	** DOOR ASSY	1	
120	100754-008	** HINGE ASSY - (MS20257-4)	1	
125	472-017	** LATCH	1	
130	99094-004	** STRIKER	1	
135	587-675	** STUD ASSY (1142000-5) (Quantity of 19 on 100754-013)	10	3449049 and up
140	487-689	** STUD ASSY (1142000-6)	11	3449049 and up
145	487-686	** STUD ASSY (1142000-9)	14	3449049 and up
150	484-755	** RETAINING RING (Quantity of 44 on 100754-013)	35	3449049 and up
155	463-400	** GROMMET (Quantity of 44 on 100754-013)	35	3449049 and up
160	100755-002	* COWL ASSY - Lower	1	3449001 thru 3449048
-160A	100755-013	* COWL ASSY - Lower	1	3449049 and up
165	100755-006	** COVER	1	
166	100753-004	** HEAT SHIELD	1	
-167	100753-002	** HEAT SHIELD	1	

- ITEM NOT ILLUSTRATED

When ordering, always specify Part Number, Description, and Serial Number of Aircraft

**PIPER AIRCRAFT, INC.
PA-34-220T
AIRPLANE PARTS CATALOG**

Figure and Index Number	Part Number	Nomenclature	No. Req.	Serial Numbers Affected
50A-				
-168	100753-003	** HEAT SHIELD	1	
-169	100753-005	** HEAT SHIELD	1	
170	37207-020	** COVER	1	
175	415-533	** SCREW (MS35206-243)	11	
180	100755-007	** DOUBLER ASSY	1	
185	100755-008	** DOUBLER ASSY	1	
190	474-365	MIRROR - Nose Gear Observation (Left Nacelle, Inboard)	1	

- ITEM NOT ILLUSTRATED

When ordering, always specify Part Number, Description, and Serial Number of Aircraft

**PIPER AIRCRAFT, INC.
PA-34-220T
AIRPLANE PARTS CATALOG**

THIS PAGE INTENTIONALLY LEFT BLANK

PIPER AIRCRAFT, INC.
PA-34-220T
AIRPLANE PARTS CATALOG

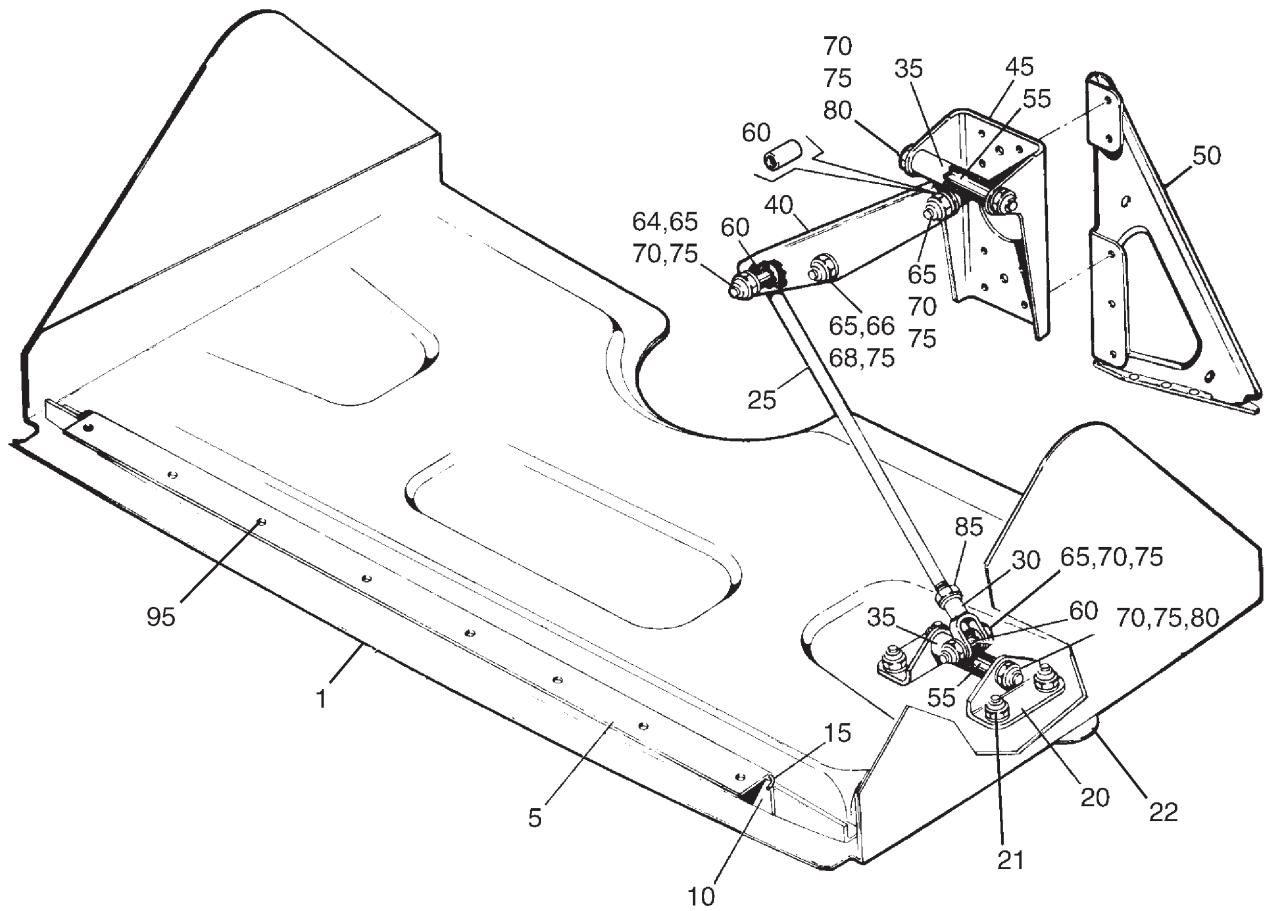


Figure 51. Cowl Flap Installation

PIPER AIRCRAFT, INC.
PA-34-220T
AIRPLANE PARTS CATALOG

Figure and Index Number	Part Number	Nomenclature	No. Req.	Serial Numbers Affected
51-	37511 (R)	DRAWING - Cowl Flap Installation		
1	37511-002	FLAP ASSY - Cowl, Left (See Note 2) (Reference Piper Service Letter 1162, latest revision)	1	
1	37511-044	FLAP ASSY - Cowl, Left (See Note 2)	1	
-1A	37511-003	FLAP ASSY - Cowl, Right (See Note 2) (Reference Piper Service Letter 1162, latest revision)	1	
-1A	37511-045	FLAP ASSY - Cowl, Right (See Note 2)	1	
-2	37511-036	* HINGE ASSY	1	
5	37511-038	** HINGE - Half, Forward	1	
10	37511-037	** HINGE - Half, Aft	1	
15	37511-040	** HINGE - Pin	1	
20	37511-011	* BRACKET	2	
-20A	37511-041	* CLIP	2	
21	415-309	SCREW - (MS27039-0809)	4	
-21A	690-616	WASHER - Under Nut (NAS1149FN832P)	4	
-21B	404-529	NUT - (MS21042-08)	4	
22	415-544	SCREW - (MS35206-244)	4	
-22A	690-616	WASHER - (NAS1149FN832P)	4	
-22B	404-529	NUT - (MS21042-08)	4	
25	37511-005	ROD ASSY - Cowl Flap Actuation	1	
30	37511-008	CLEVIS ASSY - Cowl Flap Actuation	1	
35	37511-015	TRUNNION ASSY - Cowl Flap Actuation	2	
40	37511-035	CHANNEL - Cowl Flap Actuation	1	
45	37511-032	CHANNEL - Actuation Support	1	
50	37511-029	BRACKET - Actuation Support, Left	1	
-50A	37511-030	BRACKET - Actuation Support, Right	1	
55	37511-018	SPACER	2	
60	37511-026	SPACER	3	
64	402-893	BOLT - Right (NAS464P3-9)	1	3449123 and up
65	401-269	BOLT - Left & Right (AN3-10A)	1	3447001 thru 3447029; 3449001 thru 3449122
66	690-609	WASHER - (NAS1149F0332P)	2	
68	690-612	WASHER - (NAS1149F0363P)	3	
70	690-612	WASHER - (NAS1149F0363P)	5	
75	404-526	NUT - (MS21042-3)	6	
80	400-453	BOLT - (AN3-21A)	2	
85	407-105	WASHER - (AN935-416)	1	
90	404-225	NUT - (AN315-4R)	1	
95	411-532	SCREW - (MS35207-263)	8	
-95A	690-609	WASHER - (NAS1149F0332P) (See Note 1)	16	
-95B	404-526	NUT - (MS21042-3)	8	

NOTES:

1. USE 8 UNDER SCREW HEAD. USE 8 UNDER NUT.
2. FOR FIRST TIME REPLACEMENT OF THE TAILPIPE (CONTINENTAL PART NUMBER 658466) OR COMPLETE EXHAUST SYSTEM (CONTINENTAL PART NUMBER 658463) PIPER PART NUMBERS 37511-044 (LEFT COWL FLAP) AND 37511-045 (RIGHT COWL FLAP) MUST BE ORDERED.

- ITEM NOT ILLUSTRATED

When ordering, always specify Part Number, Description, and Serial Number of Aircraft

PIPER AIRCRAFT, INC.
PA-34-220T
AIRPLANE PARTS CATALOG

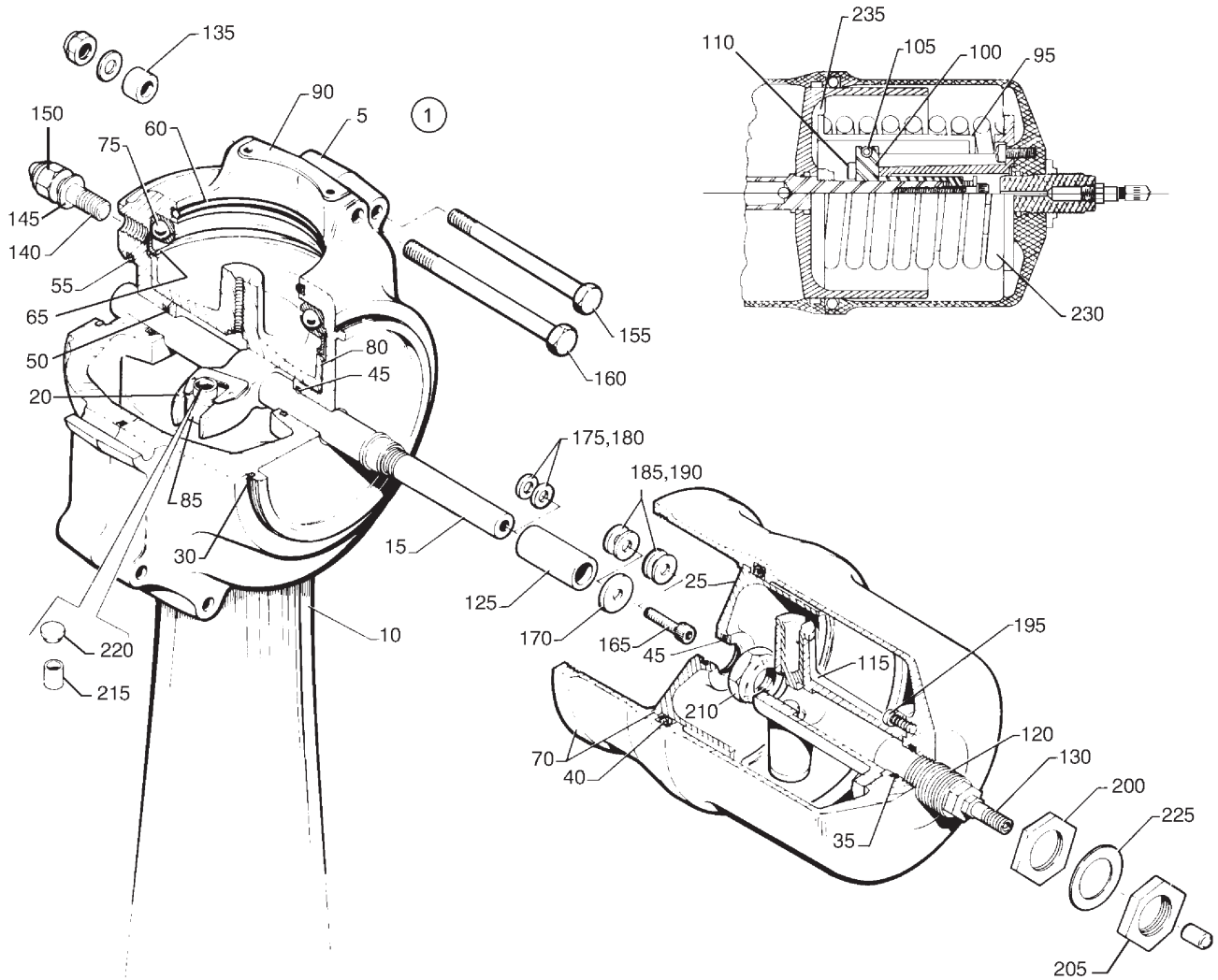


Figure 52. Two Blade Propeller Assembly (Hartzell)

PIPER AIRCRAFT, INC.
PA-34-220T
AIRPLANE PARTS CATALOG

Figure and Index Number	Part Number	Nomenclature	No. Req.	Serial Numbers Affected
52-				
1	551-003	PROPELLER ASSY - (BHC-C2YF-2CKUF/FC8459-8R) Left (See Figure 47 For Next Higher Assy)	REF	3447001 thru 3447029
-1A	551-004	PROPELLER ASSY - (BHC-C2YF-2CLKUF/FJC8459-8R) Right (See Figure 47 For Next Higher Assy)	REF	3447001 thru 3447029
5	755-265	* HUB ASSY - Propeller (D-2201-25)	1	
10	758-330	* BLADE - Propeller (FC8459-8R) Left	2	
-10A	758-331	* BLADE - Propeller (FJC8459-8R) Right	2	
15	756-048	* ROD UNIT - Pitch Change (B-2491-3)	1	
20	754-826	* FORK UNIT - Pitch Change (B-2457-3)	1	
25	757-321	* PISTON (B-3237)	1	
30	755-935	* O-RING - Cylinder (PRP-909-25) (See Note 1)	1	
35	755-933	* O-RING - Stop Seal (PRP-914-17) (See Note 1)	1	
40	755-977	* O-RING - Cylinder (A-3223) (See Note 1)	1	
45	752-713	* O-RING (PRP-902-15) (See Note 1)	2	
50	755-932	* O-RING - Rod (PRP-902-13) (See Note 1)	1	
55	755-800	* O-RING - Shaft (PRP-909-6) (See Note 1)	1	
60	755-934	* O-RING - Blade (PRP-902-42) (See Note 1)	2	
65	755-968	* RING - Bearing Guide (A-2204)	1	
70	753-982	* CYLINDER UNIT - (B-2423-1)	1	
75	753-463	* BEARING - Blade, Split (A-2202)	2	
80	757-249	* PRELOAD PLATE UNIT - (B-2256)	2	
85	758-204	* BLOCK - Pitch Change (A-2217-3)	2	
90	756-607	* WEIGHTS - Balance (A-2424)	AR	
95	762-259	* RETAINER - Feathering Spring (B-1592)	1	
100	756-674	* WEIGHT - High Stop (A-1590)	AR	
105	762-257	* SPRING - High Stop (A-1596) (See Note 1)	2	
110	762-258	* SCREW - Shoulder (A-1595) (See Note 1)	4	
115	758-356	* BRACKET - High Stop (B-1593)	1	
120	756-293	* LOW STOP - (A-2404-1)	1	
125	756-289	* SLEEVE - High Stop (A-2499-10)	1	
130	756-564	* AIR VALVE - Schrader (645A)	1	
135	756-284	* SPACER - (A-2246-4)	4	
140	762-227	* STUD - Flange (A-2429-3)	6	
145	407-569	* WASHER - (AN960-816)	6	
150	752-544	* NUT - (A-2044)	6	
155	753-461	* BOLT - Hex Head (A-2431)	6	
-155A	407-587	* WASHER - (AN960-616L) (See Note 1)	6	
-155B	752-511	* NUT - Elastic (A-2043) (See Note 1)	6	
160	753-462	* BOLT - Hex Head (A-2433)	4	
-160A	407-587	* WASHER - (AN960-616L) (See Note 1)	4	
-160B	752-511	* NUT - Elastic (A-2043) (See Note 1)	4	

- ITEM NOT ILLUSTRATED

When ordering, always specify Part Number, Description, and Serial Number of Aircraft

PIPER AIRCRAFT, INC.
PA-34-220T
AIRPLANE PARTS CATALOG

Figure and Index Number	Part Number	Nomenclature	No. Req.	Serial Numbers Affected
52-				
165	756-291	* SCREW - Socket Head Cap (A-3205)	1	
170	756-606	* WASHER - Feathering Stop (A-2411-1)	1	
175	756-603	* WASHER - 1/16" High Stop Adjustment (A-2435)	AR	
180	756-604	* WASHER - 1/32" High Stop Adjustment (A-2435-1)	AR	
185	407-676	* WASHER - 1/16" Feather Adjustment (AN960-C516)	AR	
190	407-677	* WASHER - 1/32" Feather Adjustment (AN960-C516L)	AR	
195	756-286	* SCREW - Fillister Head (AN501A416-10)	4	
200	752-566	* NUT - Check (A-2405-3)	1	
205	752-567	* NUT - Check (A-2405-2)	1	
210	752-537	* NUT - (AN364-1018)	1	
215	758-280	* BUSHING - Propeller (A-2413-2)	1	
220	758-282	* BUTTON - Propeller (A-3212-1)	1	
225	762-228	* SPACER - (A-169-7)	AR	
230	762-260	* SPRING - Feathering (B-1594)	1	
235	755-043	* GUIDE - Spring (A-1591)	1	

NOTES:

1. PARTS INCLUDED IN PROPELLER REPAIR KIT, PART NO. 761-100.

- ITEM NOT ILLUSTRATED

When ordering, always specify Part Number, Description, and Serial Number of Aircraft

**PIPER AIRCRAFT, INC.
PA-34-220T
AIRPLANE PARTS CATALOG**

THIS PAGE INTENTIONALLY LEFT BLANK

PIPER AIRCRAFT, INC.
PA-34-220T
AIRPLANE PARTS CATALOG

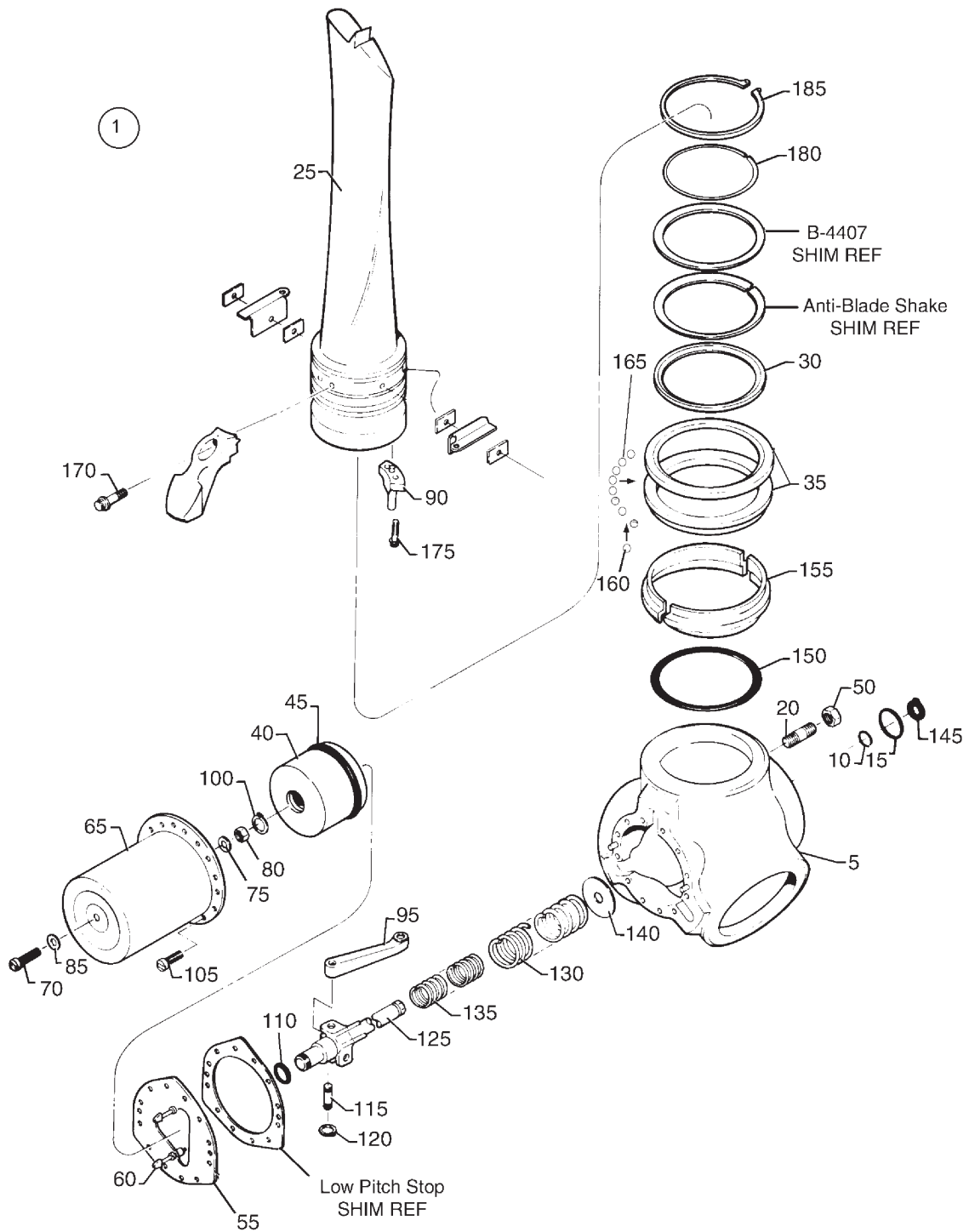


Figure 53. Three Blade Propeller Assembly (McCauley)

PIPER AIRCRAFT, INC.
PA-34-220T
AIRPLANE PARTS CATALOG

Figure and Index Number	Part Number	Nomenclature	No. Req.	Serial Numbers Affected
53-				
1	551-005	PROPELLER ASSY - Left (3AF32C508/82NFA-6) (See Figure 47 For Next Higher Assy)	REF	3447001 thru 3447029
-1A	551-006	PROPELLER ASSY - Right (3AF32C509/L82NFA-6) (See Figure 47 For Next Higher Assy)	REF	3447001 thru 3447029
5	755-325	* HUB ASSY - Propeller, Left (E4821/C508)	1	
-5A	755-326	* HUB ASSY - Propeller, Right (E4821/C509)	1	
10	752-594	** O-RING (A-1633-9)	1	
15	762-588	** O-RING (A-1633-3)	1	
20	762-362	** STUD (B-3921)	6	
25	758-540	* BLADE - Propeller, Left (82NFA-6)	3	
-25A	758-541	* BLADE - Propeller, Right (L-82NFA-6)	3	
30	762-368	* SHIM - Carrier (B-4649)	3	
35	762-677	* RACE - Inner and Outer (C5270)	1	
40	763-452	* PISTON ASSY - Propeller (C-4059-2)	1	
45	762-590	** O-RING (A-1633 -39)	1	
50	755-601	* NUT (A-1639-2)	6	
55	763-453	* PLATE ASSY - Low Pitch, Latch Stop, Left (C-4591-1)	1	
-55A	763-454	* PLATE ASSY - Low Pitch, Latch Stop, Right (C-4975-1)	1	
60	755-602	** NUT (A1639-4)	2	
-60A	763-721	** WASHER (A-1638-26)	2	
-60B	762-363	** SCREW (B-4324)	2	
65	763-288	* CYLINDER - Feathering (C-4283)	1	
70	762-354	* SCREW (A-1635-54)	1	
75	763-722	* WASHER (A-1638-7)	1	
80	755-602	* NUT (A-1639-4)	1	
85	762-371	* SEAL (A-1750-2)	1	
90	763-455	* PIN ASSY - Actuating (B-4820-1)	3	
95	761-233	* LINK ASSY - Left (B-4565)	3	
-95A	761-234	* LINK ASSY - Right (B-4977)	3	
100	762-593	* RING - Retaining (A-1636-16)	1	
105	762-365	* SCREW (A-1635-78)	12	
110	762-591	* O-RING (A-1633-23)	1	
115	763-456	* PIN - Piston Rod (B-3490)	3	
120	762-594	* RING - Retaining (A-1636-9)	6	
125	762-598	* ROD ASSY - Piston (D-3474)	1	
130	762-369	* SPRING - Outer (A-3269)	1	
135	762-370	* SPRING - Inner (A-3553)	1	
140	763-723	* WASHER (A-4065)	1	
145	762-595	* RING - Retaining (A-1636-7)	1	
150	762-632	* O-RING (A-1633-77)	3	
155	762-563	* RETAINER - Split (C-3903) matched pairs	3	
160	762-318	* BALL - Separator (B-4014)	120	
165	758-395	* BALL - Bearing (A-1634-6)	120	
170	758-592	* BOLT (A-1635-125)	3	
175	762-367	* SCREW (A-1635-108)	6	
180	762-596	* RING (A-4427)	3	
185	762-597	* RING (B-4426)	3	

- ITEM NOT ILLUSTRATED

When ordering, always specify Part Number, Description, and Serial Number of Aircraft

PIPER AIRCRAFT, INC.
PA-34-220T
AIRPLANE PARTS CATALOG

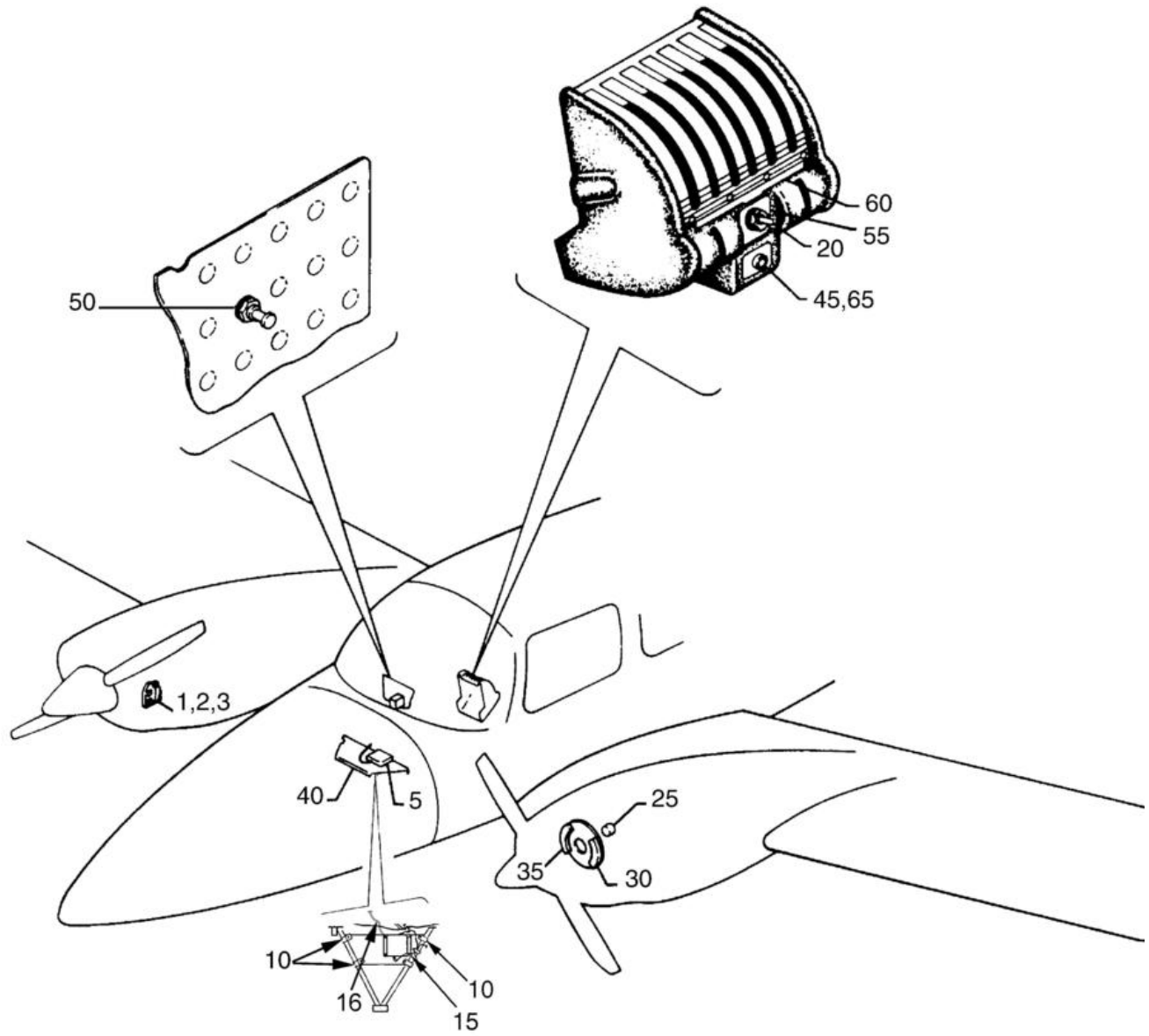


Figure 54. Propeller Synchrophaser System Installation

PIPER AIRCRAFT, INC.
PA-34-220T
AIRPLANE PARTS CATALOG

Figure and Index Number	Part Number	Nomenclature	No. Req.	Serial Numbers Affected
54-	87719 (AD)	DRAWING - Propeller Synchrophaser Installation		
1	463-253	GOVERNOR ASSY - Propeller, Right - (37845-015) (See Notes 3 and 5)	1	3447001 thru 3447029
2	463-258	GOVERNOR ASSY - Propeller, Right - (37845-018) (See Notes 3 and 5)	1	3449001 and up
3	463-261	GOVERNOR ASSY - Propeller, Right - (37845-021) (See Notes 3 and 4)	1	3449001 and up
5	764-795	COMPUTER - (C6342-5)	1	
10	454-868	CLAMP	4	
-10A	415-544	SCREW - (MS35206-244)	4	
-10B	404-529	NUT - (MS21042-08)	4	
-10C	690-618	WASHER - (NAS1149FN816P)	8	
15	415-544	SCREW - (MS35206-244)	4	
-15A	690-618	WASHER - (NAS1149FN816P)	4	
16	107270-007	BRAID ASSY	1	3449459, 3449467 and up
20	762-470	SWITCH	1	
25	763-511	PICKUP ASSY	2	
30	761-763	MAGNET ASSY (See Note 1)	2	
-31	761-764	MAGNET ASSY (See Note 2)	2	
35	763-377	COUNTERWEIGHT ASSY (See Note 1)	2	
-36	763-378	COUNTERWEIGHT ASSY (See Note 2)	2	
40	37710-000	BRACKET ASSY - De-Ice Mounting	1	
45	472-606	LIGHT - Indicator	1	
50	454-738	CIRCUIT BREAKER - 5 amp.	1	
55	684-977	DECAL - PROP SYNC OFF 1 2 (100700-093) (See Figure 104)	REF	
60	684-975	DECAL - USE SYNC OFF POSITION FOR TAKEOFF.... (100700-091) (See Figure 104)	REF	
65	472-028	BULB	1	

NOTES:

1. USED IF PROPELLER DEICER SYSTEM IS INSTALLED.
2. USED IF PROPELLER DEICER SYSTEM IS NOT INSTALLED.
3. SEE FIGURE 55 IF PROPELLER UNFEATHERING SYSTEM AND SYNCHROPHASER SYSTEM IS INSTALLED.
4. USED IF UNFEATHERING SYSTEM IS INSTALLED.
5. USED IF UNFEATHERING SYSTEM IS NOT INSTALLED.

- ITEM NOT ILLUSTRATED

When ordering, always specify Part Number, Description, and Serial Number of Aircraft

PIPER AIRCRAFT, INC.
PA-34-220T
AIRPLANE PARTS CATALOG

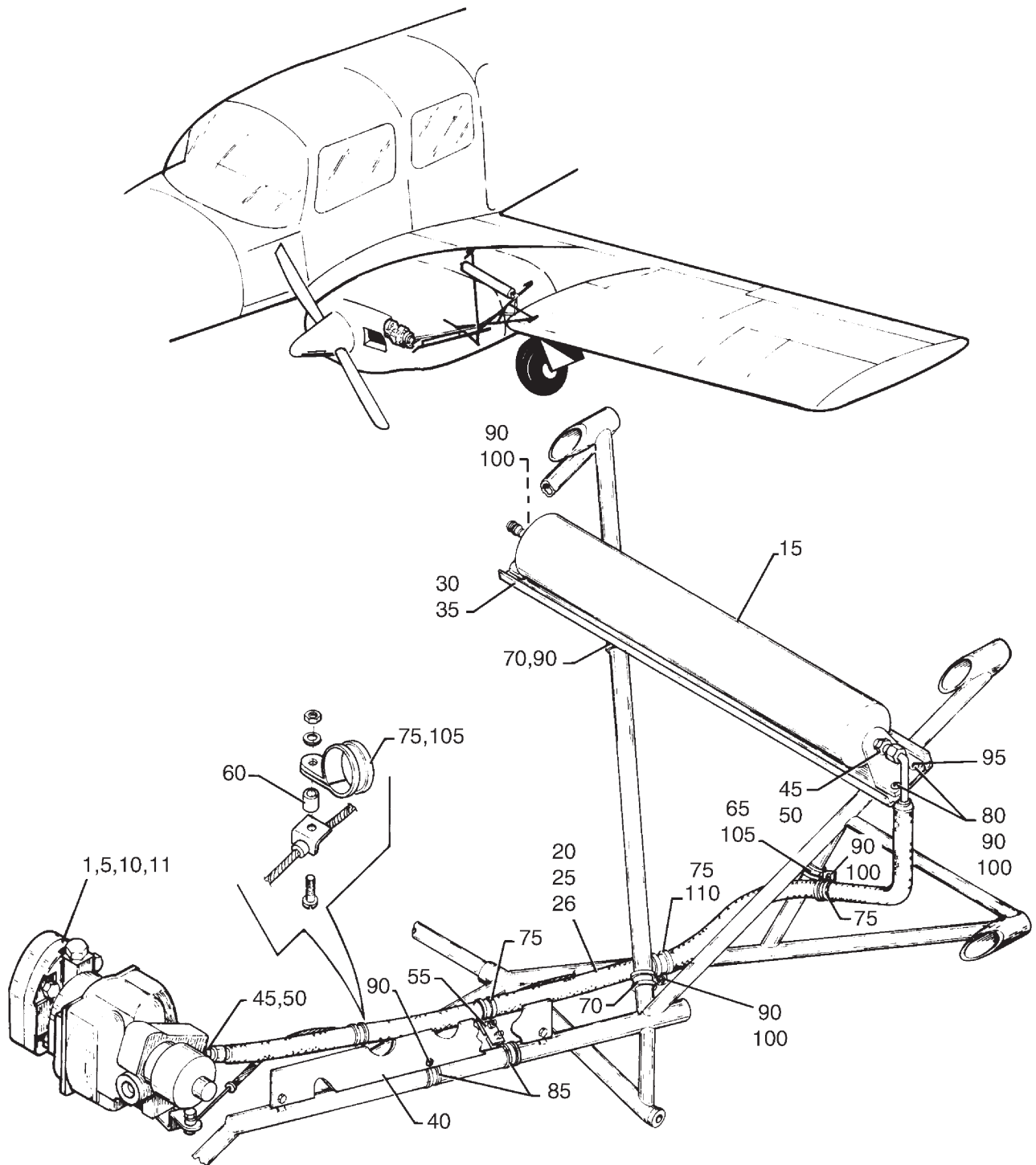


Figure 55. Propeller Unfeathering System Installation

PIPER AIRCRAFT, INC.
PA-34-220T
AIRPLANE PARTS CATALOG

Figure and Index Number	Part Number	Nomenclature	No. Req.	Serial Numbers Affected
55-	39815 (D) 100736 (A)	DRAWING - Propeller Unfeathering System Installation DRAWING - Propeller Unfeathering System Installation		3447001 thru 3447029 3449001 and up
1	39851-002	GOVERNOR ASSY - Propeller, Left	1	3447001 thru 3447029
-1A	39851-003	GOVERNOR ASSY - Propeller, Right	1	3447001 thru 3447029
5	39851-011	GOVERNOR ASSY - Propeller, Right (See Notes 2 And 3)	1	3447001 thru 3447029
10	37845-019	GOVERNOR ASSY - Propeller, Left	1	3449001 and up
-10A	37845-020	GOVERNOR ASSY - Propeller, Right (See Note 1)	1	3449001 and up
11	37845-021	GOVERNOR ASSY - Propeller, Right (See Notes 2 and 3)	REF	3449001 and up
15	451-828	ACCUMULATOR	1	
20	63901-134	HOSE ASSY - (44.00" L.)	1	3447001 thru 3447029
25	63901-170	HOSE ASSY - (34.00" L.)	1	3449001 and up
30	87756-002	BRACKET - Unfeathering Accumulator	1	
35	100911-002	BRACKET - Unfeathering Accumulator	1	3449001 and up
40	38748-002	HEAT SHIELD - Accumulator Hose	1	3447001 thru 3447029
45	476-678	ADAPTER - (AN816-6)	2	3447001 thru 3447029
50	458-844	ELBOW - (MS20823-6)	2	3449001 and up
55	39815-005	CLIP	1	3447001 thru 3447029
60	95061-104	BUSHING	3	3447001 thru 3447029
65	454-868	CLAMP	1	3447001 thru 3447029
70	454-862	CLAMP	3	3447001 thru 3447029
75	554-770	CLAMP	4	3447001 thru 3447029
80	454-977	CLAMP	2	3447001 thru 3447029
85	454-852	CLAMP	2	3447001 thru 3447029
90	411-532	SCREW - (MS35207-263)	11	3447001 thru 3447029
-90A	690-612	WASHER - (NAS1149F0363P)	11	3447001 thru 3447029
-90B	404-526	NUT - (MS21042-3)	11	3447001 thru 3447029
95	454-977	CLAMP	1	3449001 and up
100	411-532	SCREW - (MS35207-263)	7	3449001 and up
-100A	690-612	WASHER - (NAS1149F0363P)	7	3449001 and up
-100B	404-526	NUT - (MS21042-3)	7	3449001 and up
105	454-868	CLAMP	4	3449001 and up
110	454-976	CLAMP	1	3449001 and up

NOTES:

1. USED IF PROPELLER SYNCHROPHASER SYSTEM IS NOT INSTALLED.
2. USE IF PROPELLER SYNCHROPHASER SYSTEM IS INSTALLED.
3. SEE FIGURE 54 IF PROPELLER SYNCHROPHASER WITHOUT UNFEATHERING SYSTEM IS INSTALLED.

- ITEM NOT ILLUSTRATED

When ordering, always specify Part Number, Description, and Serial Number of Aircraft

PIPER AIRCRAFT, INC.
PA-34-220T
AIRPLANE PARTS CATALOG

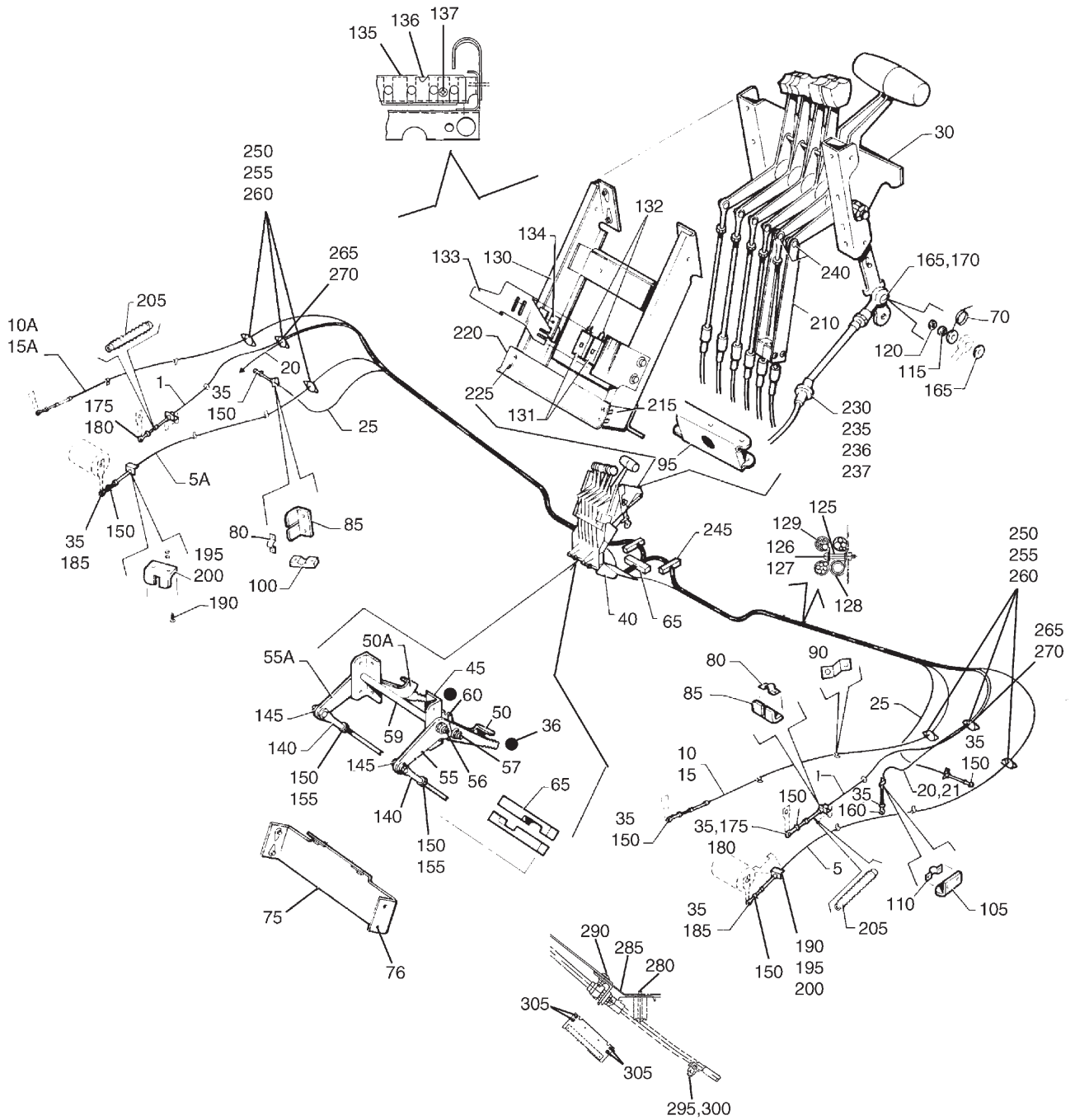


Figure 56. Engine Controls Installation

PIPER AIRCRAFT, INC.
PA-34-220T
AIRPLANE PARTS CATALOG

Figure and Index Number	Part Number	Nomenclature	No. Req.	Serial Numbers Affected
56-	39638 (J) 100719 (U)	DRAWING - Engine Controls Installation DRAWING - Engine Controls Installation		3447001 thru 3447029 3449001 and up
1	554-321	CABLE ASSY - Throttle Control (See Note 10)	2	
5	554-293	CABLE ASSY - Propeller Control, Left	1	
5A	554-294	CABLE ASSY - Propeller Control, Right	1	
10	554-295	CABLE ASSY - Mixture Control, Left	1	
10A	554-293	CABLE ASSY - Mixture Control, Right	1	
15	653-646	CABLE ASSY - Mixture Control, Left	1	3449001 and up
15A	653-657	CABLE ASSY - Mixture Control, Right	1	3449001 and up
20	554-201	CABLE ASSY - Alternate Air Control (See Note 5)	2	
21	554-294	CABLE ASSY - Alt Air, Left	1	3449001 and up
25	554-305	CABLE ASSY - Cowl Flap	2	
-25A	554-760	CLAMP	2	
-25B	415-533	SCREW - (MS35206-243)	2	
-25C	404-529	NUT - (MS21042-08)	2	
-26	415-537	SCREW - (MS35206-247)	4	
-26A	690-618	WASHER - (NAS1149FN816P)	4	
-26B	404-529	NUT - (MS21042-08)	4	
30	95136-006	QUADRANT ASSY - Control (See Notes 1 and 13)	1	
-30A	95136-009	QUADRANT ASSY - Control (See Notes 1 and 4)	1	
-30B	95136-012	QUADRANT ASSY - Control	1	3449459, 3449467 and up
35	452-606	BEARING - Rod End (See Note 6)	12	
36	18875-007	KNOB	AR	3449001 and up
40	37587-003	CONSOLE ASSY - Control	1	
-40A	690-613	* WASHER - (NAS1149F0432P)	AR	
-40B	37588-000	* STIFFENER	1	
-40C	37589-000	* STIFFENER	1	
-40D	37585-002	* PLATE	1	
-40E	690-639	* WASHER - (NAS1149FN616P)	4	
-40F	404-528	* NUT - (MS21042-06)	4	
-40G	415-520	* SCREW - (MS35206-230)	4	
45	96080-000	* PIVOT ASSY - Cowl Flap Lever	1	
50	96453-000	** LEVER - Cowl Flap, Left	1	
50A	96453-001	** LEVER - Cowl Flap, Right	1	
55	96061-000	** LEVER - Cowl Flap, Left	1	
55A	96061-001	** LEVER - Cowl Flap, Right	1	
56	400-468	** BOLT - (AN3-45A)	1	
-56A	404-526	** NUT - (MS21042-3)	1	
57	415-519	** SCREW - (MS35206-229)	2	
-57A	690-639	** WASHER - (NAS1149FN616P)	4	
-57B	603-353	** NUT - (MS21083N06)	2	
-57C	95061-069	** BUSHING	2	
-58	690-609	** WASHER - (NAS1149F0332P)	2	
-59	95061-034	** BUSHING	1	
60	96455-000	** SPRING - (Left Hand)	1	
-60A	96455-001	** SPRING - (Right Hand)	1	
-61	96456-000	** PLATE	2	
-62	690-611	** WASHER - (NAS1149F0463P)	2	
-63	690-613	** WASHER - (NAS1149F0432P)	2	

- ITEM NOT ILLUSTRATED

When ordering, always specify Part Number, Description, and Serial Number of Aircraft

PIPER AIRCRAFT, INC.
PA-34-220T
AIRPLANE PARTS CATALOG

Figure and Index Number	Part Number	Nomenclature	No. Req.	Serial Numbers Affected
56-				
65	96281-003	CLAMP - Cable	4	
-65A	415-632	SCREW - (MS35206-332)	2	
-65B	690-618	WASHER - (NAS1149FN816P)	2	
70	96717-000	SPRING - Alternate Air	2	
75	96283-000	BRACKET ASSY - Cable Clamp	1	
76	415-535	SCREW - (MS35206-245)	4	
80	18219-000	CLAMP - Control Cable Attachment	4	3447001 thru 3447029
85	18132-000	LUG - Control Cable Support Bracket	2	3447001 thru 3447029
90	37123-000	BRACKET - Mixture Cable	2	3447001 thru 3447029
95	39510-002	BRACKET ASSY - Engine Controls	1	
100	37627-000	SPACER	2	3447001 thru 3447029
105	69011-000	LUG - Control Cable Support Bracket	2	3447001 thru 3447029
110	69012-000	CLAMP - Control Cable Attachment	2	3447001 thru 3447029
-111	63904-020	HOSE - Alternate Air Control Cable	2	3447001 thru 3447029
115	95061-082	BUSHING	2	
120	95061-083	BUSHING	2	
125	95061-009	BUSHING	4	
126	411-538	SCREW - (MS35207-269)	4	
127	690-612	WASHER - (NAS1149F0363P)	4	
128	454-935	CLAMP (See Note 11)	8	
129	454-862	CLAMP (See Note 12)	2	3449001 and up
130	39509-002	MOUNT ASSY - Engine Controls	1	3447001 thru 3447029; 3449001 thru 3449160, 3449162 thru 3449300
130	39509-008	MOUNT ASSY - Engine Controls	1	3449301 and up
130	39509-003	MOUNT ASSY - Engine Controls	1	3449161
131	487-925	* SWITCH - Gear Warning Horn	2	3447001 thru 3447029; 3449001 thru 3449300
132	451-834	* ACTUATOR - Gear Warning Horn	2	3447001 thru 3447029; 3449001 thru 3449160, 3449162 thru 3449300
-132A	415-510	* SCREW - (MS35206-220)	4	3447001 thru 3447029; 3449001 thru 3449160, 3449162 thru 3449300
-132B	690-621	* WASHER - (NAS1149FN416P)	4	3447001 thru 3447029; 3449001 thru 3449160, 3449162 thru 3449300
-132C	404-839	* NUT - (MS20365-440C)	4	3447001 thru 3447029; 3449001 thru 3449160, 3449162 thru 3449300
133	96161-003	* BRACKET - Horn Switch	1	3447001 thru 3447029; 3449001 thru 3449160, 3449162 thru 3449300
134	96161-005	* ANGLE ASSY - Horn Switch	2	3447001 thru 3447029; 3449001 thru 3449160, 3449162 thru 3449300
135	96053-002	* LOCK ASSY	1	
136	37143-000	* RETAINER	1	
137	415-518	* SCREW - (MS35206-228)	2	
-138	39601-159	* WIRE ASSY	1	3447001 thru 3447029; 3449001 thru 3449160, 3449162 thru 3449300

- ITEM NOT ILLUSTRATED

When ordering, always specify Part Number, Description, and Serial Number of Aircraft

PIPER AIRCRAFT, INC.
PA-34-220T
AIRPLANE PARTS CATALOG

Figure and Index Number	Part Number	Nomenclature	No. Req.	Serial Numbers Affected
56-				
-139	418-525	* SCREW - (MS16997-32)	7	3447001 thru 3447029; 3449001 thru 3449160, 3449162 thru 3449300
-139A	690-616	* WASHER - (NAS1149FN832P)	7	3447001 thru 3447029; 3449001 thru 3449160, 3449162 thru 3449300
140	488-327	TERMINAL - Clevis (AN665-21R)	8	
145	424-174	PIN - (MS20392-2C11)	6	
-145A	690-609	WASHER - (NAS1149F0332P)	6	
-145B	424-051	COTTER PIN - (MS24665-132)	6	
150	407-043	WASHER - Lock (MS35338-43)	18	3447001 thru 3447029
-150A	404-224	NUT - (AN315-3R)	18	3447001 thru 3447029
155	407-043	WASHER - Lock (MS35338-43)	10	3449001 and up
-155A	404-224	NUT - (AN315-3R)	10	3449001 and up
160	400-441	BOLT - (AN3-7A)	2	3447001 thru 3447029
-160A	690-605	WASHER - (0.56 O.D.) (62833-101) (under bolt head)	2	3447001 thru 3447029
-160B	690-612	WASHER - (NAS1149F0363P)	6	3447001 thru 3447029
-160C	406-443	NUT - (NAS679A3W)	2	3447001 thru 3447029
165	400-869	BOLT - (AN23-17A)	2	3447001 thru 3447029
-165A	62833-101	WASHER - (690-605) (0.56 O.D.) (under bolt head)	2	
-165B	690-612	WASHER - (NAS1149F0363P)	4	
-165C	690-609	WASHER - (NAS1149F0332P)	2	
-165D	404-526	NUT - (MS21042-3)	2	3447001 thru 3447029
170	400-679	BOLT - (AN23-17)	2	3449001 and up
-170A	424-039	COTTER PIN - (MS24665-69)	2	3449001 and up
-170B	603-314	NUT - (MS14144-L3)	2	3449001 and up
175	400-054	BOLT - (AN3-7)	4	
-175A	690-605	WASHER - (62833-101) (0.56 O.D.) (under bolt head)	4	3447001 thru 3447029
-175B	407-043	WASHER - Lock (MS35338-43)	8	3447001 thru 3447029
-175C	404-100	NUT - (AN310-3)	4	3447001 thru 3447029
-175D	424-051	COTTER PIN - (MS24665-132)	4	3447001 thru 3447029
180	407-043	WASHER - (MS35338-43)	6	3449001 and up
-180A	404-224	NUT - (AN315-3R)	6	3449001 and up
185	400-054	BOLT - (AN3-7) (See Note 3)	2	3447001 thru 3447029
-185A	690-605	WASHER - (62833-101) (0.56 O.D.) (under bolt head)	2	3447001 thru 3447029
-185B	407-043	WASHER - Lock (MS35338-43)	4	3447001 thru 3447029
-185C	690-612	WASHER - (NAS1149F0363P) (See Note 2)	2	3447001 thru 3447029
-185D	690-609	WASHER - (NAS1149F0332P) (See Note 3)	2	3447001 thru 3447029
-185E	404-100	NUT - (AN310-3)	2	3447001 thru 3447029
-185F	424-051	COTTER PIN - (MS24665-132)	2	3447001 thru 3447029
190	415-536	SCREW - (MS35206-246) (See Note 3)	4	3447001 thru 3447029
-190A	690-618	WASHER - (NAS1149FN816P) (See Note 3)	4	3447001 thru 3447029
-190B	404-529	NUT - (MS21042-08) (See Note 3)	4	3447001 thru 3447029
195	37833-004	BRACKET ASSY - Lug (See Note 3)	2	3447001 thru 3447029
-195A	18132-000	LUG - Control Cable Support Bracket (See Note 2)	2	3447001 thru 3447029

- ITEM NOT ILLUSTRATED

When ordering, always specify Part Number, Description, and Serial Number of Aircraft

PIPER AIRCRAFT, INC.
PA-34-220T
AIRPLANE PARTS CATALOG

Figure and Index Number	Part Number	Nomenclature	No. Req.	Serial Numbers Affected
56-				
200	18219-000	CLAMP - Control Cable Attachment (See Note 2)	2	3447001 thru 3447029
205	553-182	BOOT - Throttle Cable	2	3447001 thru 3447029
210	96163-000	ACTUATOR ASSY - Gear Warning Horn, Left	1	3447001 thru 3447029; 3449001 thru 3449160, 3449162 thru 3449300
-210A	96163-001	ACTUATOR ASSY - Gear Warning Horn, Right	1	
215	39604-002	PLATE ASSY - Harness Support, Left	1	
-215A	39604-003	PLATE ASSY - Harness Support, Right	1	
220	39605-002	PLATE ASSY - Harness Support	1	
225	415-533	SCREW - (MS35206-243)	4	
230	588-414	RETAINER - Cable	6	3447001 thru 3447029
235	588-414	RETAINER - Cable	4	3449001 and up
236	401-307	BOLT - (AN4-4A)	4	
-236A	690-611	WASHER - (NAS1149F0463P)	4	
-236B	404-530	NUT - (MS21042-4)	4	
237	400-002	BOLT - Mixture Control (AN4-5A)	2	3447001 thru 3447029
-237A	690-611	WASHER - Mixture Control (NAS1149F0463P)	2	3447001 thru 3447029
-237B	404-530	NUT - Mixture Control (MS21042-4)	2	3447001 thru 3447029
240	524-145	PIN - (MS20392-2C11)	2	3449161, 3449301 and up
240	424-176	PIN - (MS20392-2C15)	2	3447001 thru 3447029; 3449001 thru 3449160, 3449162 thru 3449300
-240A	690-612	WASHER - (NAS1149F0363P)	2	
-240B	690-609	WASHER - (NAS1149F0332P)	2	
-240C	494-231	WASHER - Spring	4	3447001 thru 3447029; 3449001 thru 3449160, 3449162 thru 3449300
-240D	424-051	COTTER PIN - (MS24665-132)	2	
245	96281-002	CLAMP- Cable	2	
250	66789-000	PLATE (See Note 7)	28	
-250A	415-535	SCREW - (MS35206-245) (See Note 7)	30	
-250B	404-529	NUT - (MS21042-08) (See Note 7)	28	
255	68770-015	GROMMET (See Note 8)	24	
260	22105-006	GASKET (See Note 9)	12	
265	68770-007	GROMMET	4	3447001 thru 3447029
270	68771-014	GASKET	2	3447001 thru 3447029
-275	415-308	SCREW - (MS27039-0808)	2	
280	415-632	SCREW - (MS35206-332)	2	
-280A	690-618	WASHER - (NAS1149FN816P)	2	
-280B	404-529	NUT - (MS21042-08)	2	
285	96086-000	BRACKET ASSY	1	
290	415-535	SCREW - (MS35206-245)	2	
295	411-531	SCREW - (MS35207-262)	2	
300	404-526	NUT - (MS21042-3)	2	
305	415-533	SCREW - (MS35206-243)	4	
-305A	690-618	WASHER - (NAS1149FN816P)	4	
-305B	404-529	NUT - (MS21042-08)	4	

- ITEM NOT ILLUSTRATED

When ordering, always specify Part Number, Description, and Serial Number of Aircraft

**PIPER AIRCRAFT, INC.
PA-34-220T
AIRPLANE PARTS CATALOG**

Figure and Index Number	Part Number	Nomenclature	No. Req.	Serial Numbers Affected
----------------------------------	----------------	--------------	-------------	----------------------------

56-

NOTES:

1. SEE FIGURE 57 FOR COMPONENT PARTS.
2. USE WHEN WOODWARD GOVERNORS ARE INSTALLED.
3. USED WHEN HARTZELL GOVERNORS ARE INSTALLED.
4. USED IF PROPELLER UNFEATHERING SYSTEM IS INSTALLED.
5. FOR SERIAL NUMBERS 3449001 AND UP, USE ONLY ONE ON RIGHT.
6. USE 10 FOR SERIAL NUMBERS 3447001 THRU 3447029.
USE 2 FOR SERIAL NUMBERS 3449001 AND UP.
7. USE 12 FOR SERIAL NUMBERS 3447001 THRU 3447029.
USE 16 FOR SERIAL NUMBERS 3449001 THRU 3449195.
USE 30 FOR SERIAL NUMBERS 3449196 AND UP.
8. USE 8 FOR SERIAL NUMBERS 3447001 THRU 3447029.
USE 16 FOR SERIAL NUMBERS 3449001 AND UP.
9. USE 4 FOR SERIAL NUMBERS 3447001 THRU 3447029.
USE 8 FOR SERIAL NUMBERS 3449001 AND UP.
10. REFER TO PIPER SERVICE LETTER 1036 LATEST REVISION.
11. USE ONLY 6 FOR SERIAL NUMBERS 3449001 AND UP.
12. OPTIONAL. L/H ONLY WITH AIR CONDITIONING.
13. USED IF PROPELLER UNFEATHERING SYSTEM IS NOT INSTALLED.

- ITEM NOT ILLUSTRATED

When ordering, always specify Part Number, Description, and Serial Number of Aircraft

PIPER AIRCRAFT, INC.
PA-34-220T
AIRPLANE PARTS CATALOG

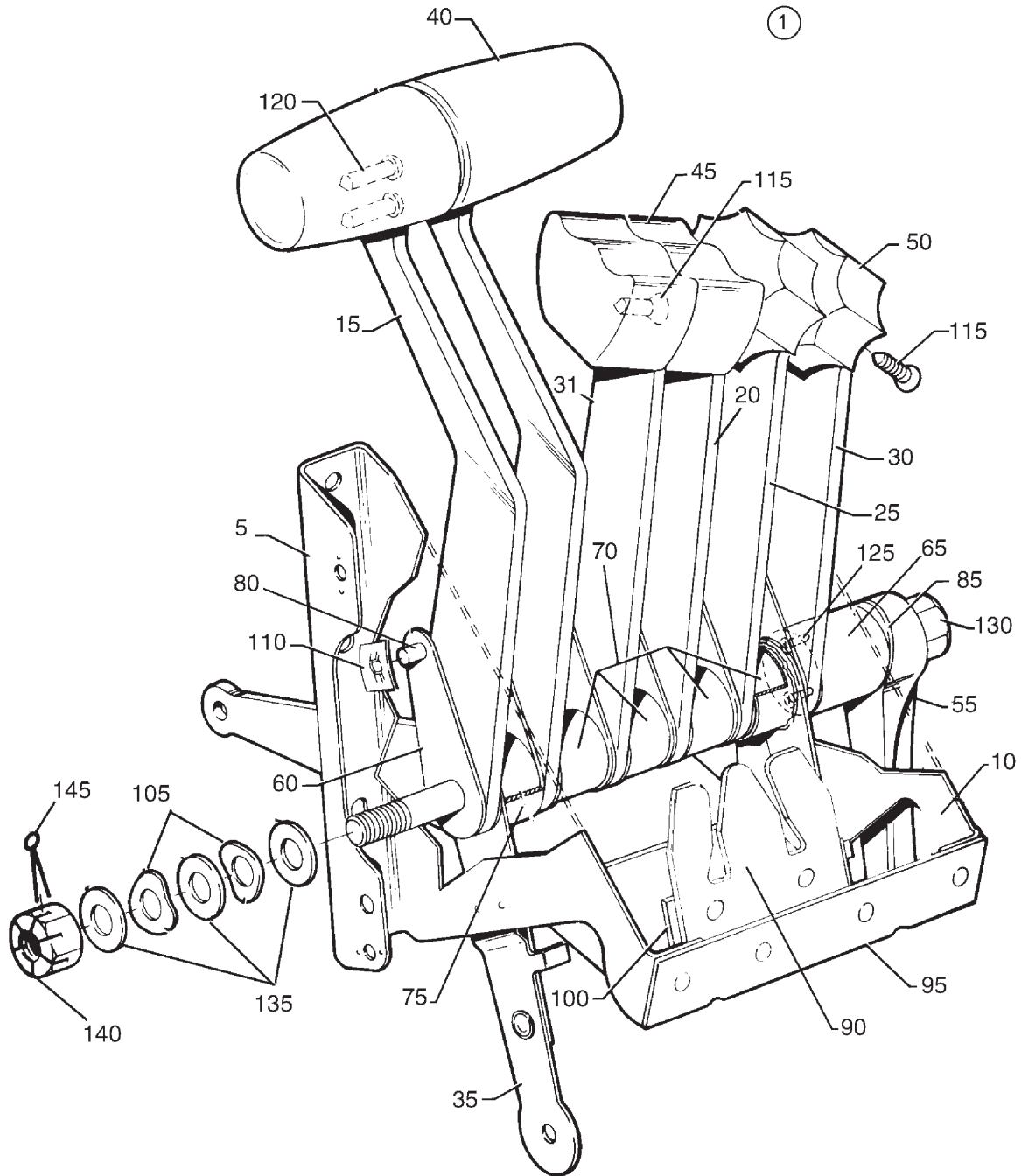


Figure 57. Quadrant Assembly

PIPER AIRCRAFT, INC.
PA-34-220T
AIRPLANE PARTS CATALOG

Figure and Index Number	Part Number	Nomenclature	No. Req.	Serial Numbers Affected
57-	95136 (AH)	DRAWING - Quadrant Assy		
1	95136-006	QUADRANT ASSY - Control (See Notes 1 And 3)	1	
-1A	95136-009	QUADRANT ASSY - Control (See Notes 2 And 3)	1	
-1B	95136-012	QUADRANT ASSY - Control	1	3449459, 3449467 and up
5	96720-000	* BRACKET ASSY - Quadrant, Left	1	
10	96721-000	* BRACKET ASSY - Quadrant, Right	1	
15	95138-000	* LEVER - Throttle Control	2	
20	39840-002	* LATCH ASSY - Propeller Unfeathering (See Note 2)	2	
25	37478-000	* LEVER - Mixture Control, Left	1	
30	37479-000	* LEVER - Mixture Control, Right	1	
31	95139-000	* LEVER (See Note 1)	2	
35	37576-000	* LEVER ASSY - Alternate Air, Left	1	
-35A	37576-001	* LEVER ASSY - Alternate Air, Right	1	
40	95137-000	* KNOB - Throttle Control	2	
40	95137-003	* KNOB - Throttle Control	2	3449459, 3449467 and up
-40A	107275-002	* SWITCH ASSY	1	3449459, 3449467 and up
-40B	107276-002	* SWITCH - Mount PLate	1	3449459, 3449467 and up
45	24047-000	* KNOB - Propeller Control	2	
50	24048-000	* KNOB - Mixture Control	2	
55	63039-004	* HANDLE - Quadrant Adjusting	1	
60	67218-000	* PLATE - Friction	12	
65	66774-000	* CAM - Quadrant Adjusting	1	
70	68699-021	* SPACER - Quadrant Control	4	
75	68699-013	* SPACER - Quadrant Control	1	
80	95148-003	* PIN - Quadrant Control	1	
85	62833-046	* WASHER - Friction	1	
90	78713-000	* PLATE ASSY - Propeller Feather Stop (See Note 1)	1	
-90A	78713-003	* PLATE ASSY - Propeller Feather Stop	1	3447001 thru 3447029, 3449001 and up
-90B	415-520	* SCREW - (MS35206-230) (See Note 1)	2	
-90C	690-640	* WASHER - (NAS1149FN632P) (See Note 1)	2	
95	96895-000	* CHANNEL (See Note 1)	1	
-95A	39840-003	* CHANNEL ASSY (See Note 2)	1	
-96	415-309	* SCREW - (MS27039-0809) (See Note 1)	2	
-97	690-616	* WASHER - (NAS1149FN832P) (See Note 1)	2	
100	96893-000	* ANGLE	1	
-100A	96894-000	* ANGLE ASSY	1	3449459, 3449467 and up
105	408-815	* WASHER	2	
110	603-820	* NUT	2	
115	414-515	* SCREW - (MS24693-S48)	4	
120	415-520	* SCREW - (MS35206-230)	2	
-120A	415-519	* SCREW - (MS35206-229)	4	

- ITEM NOT ILLUSTRATED

When ordering, always specify Part Number, Description, and Serial Number of Aircraft

**PIPER AIRCRAFT, INC.
PA-34-220T
AIRPLANE PARTS CATALOG**

Figure and Index Number	Part Number	Nomenclature	No. Req.	Serial Numbers Affected
57				
125	414-490	* SCREW - (MS24693-S2)	2	
130	400-192	* BOLT - (AN5-52)	1	
135	690-619	* WASHER - (NAS1149F0532P)	AR	
140	404-394	* NUT - (AN320-5)	1	
145	424-052	* COTTER PIN - (MS24665-134)	1	

NOTES:

1. USED IF PROPELLER UNFEATHERING SYSTEM IS NOT INSTALLED.
2. USED IF PROPELLER UNFEATHERING IS INSTALLED.
3. SEE FIGURE 56 FOR NEXT HIGHER ASSEMBLY.

- ITEM NOT ILLUSTRATED

When ordering, always specify Part Number, Description, and Serial Number of Aircraft

**PIPER AIRCRAFT, INC.
PA-34-220T
AIRPLANE PARTS CATALOG**

THIS PAGE INTENTIONALLY LEFT BLANK

PIPER AIRCRAFT, INC.
PA-34-220T
AIRPLANE PARTS CATALOG

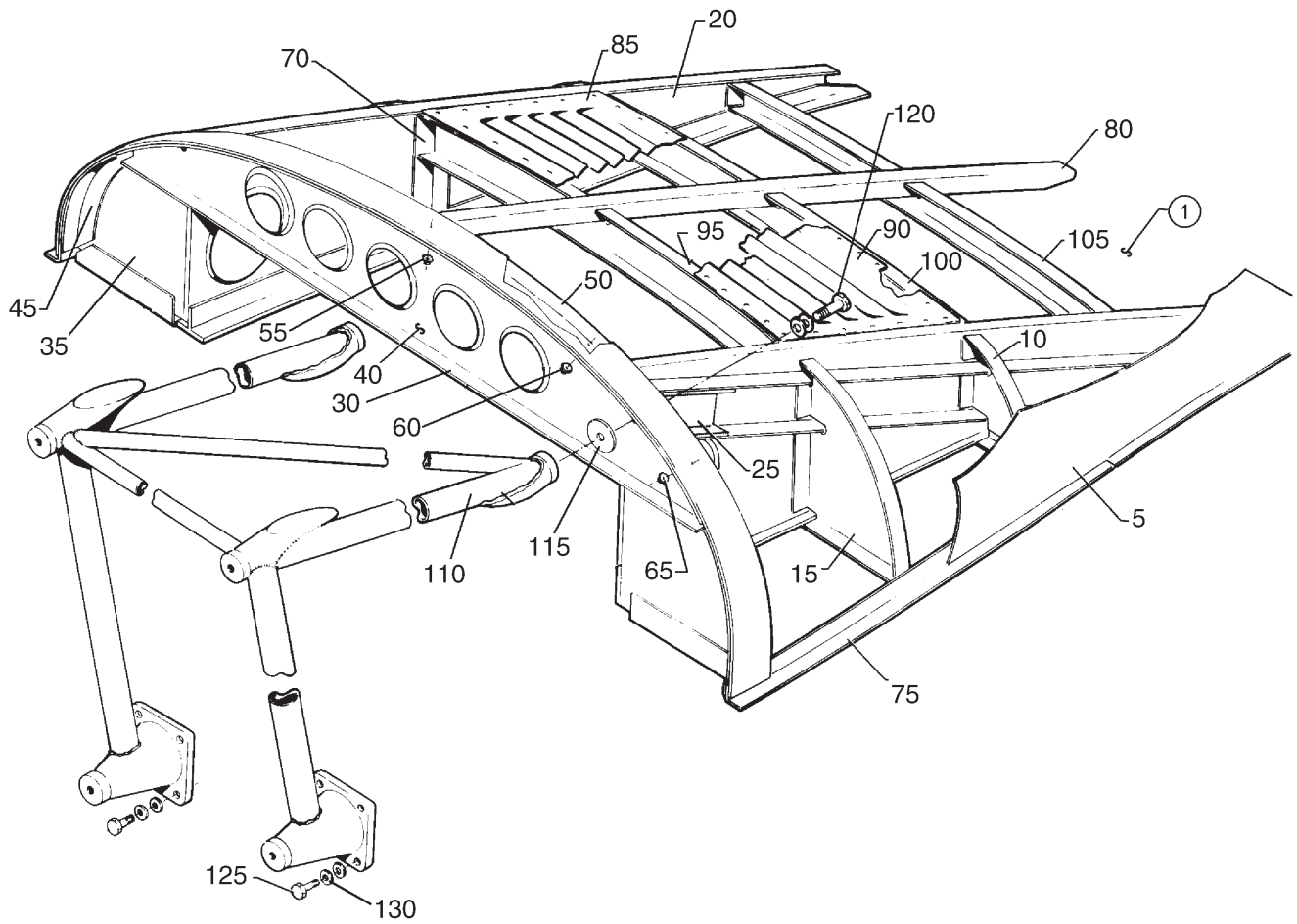


Figure 58. Nacelle Installation

PIPER AIRCRAFT, INC.
PA-34-220T
AIRPLANE PARTS CATALOG

Figure and Index Number	Part Number	Nomenclature	No. Req.	Serial Numbers Affected
58-	37093 (BU) 39450 (T)	DRAWING - Wing Assy (Complete) DRAWING - Wing Assy		
1	87230-002	NACELLE ASSY - Aft, Left (See Note 1)	REF	
-1A	87230-003	NACELLE ASSY - Aft, Right (See Note 1)	REF	
-2	87230-004	NACELLE ASSY - Aft, Left (See Notes 1 And 2)	REF	3447001 thru 3447029
-3	87230-010	NACELLE ASSY - Aft, Left (See Notes 1 And 2)	REF	3449001 and up
5	37526-004	* SKIN - Nacelle, Left	1	
-5A	37526-005	* SKIN - Nacelle, Right	1	
-6	87230-005	* SKIN - Nacelle, Left (See Note 2)	1	3447001 thru 3447029
-7	87230-011	* SKIN - Nacelle, Left (See Note 2)	1	3449001 and up
10	37417-000	* FRAME - Nacelle, Outboard Left, Inboard Right	1	
-10A	37417-001	* FRAME - Nacelle, Inboard Left, Outboard Right	1	
15	37418-000	* FRAME - Nacelle, Outboard Left, Inboard Right	1	
-15A	37418-001	* FRAME - Nacelle, Inboard Left, Outboard Right	1	
20	37441-000	* LONGERON ASSY - Outboard Left Nacelle, Inboard Right Nacelle	1	
-20A	37441-001	* LONGERON ASSY - Inboard Left Nacelle, Outboard Right Nacelle	1	
25	37404-000	** FITTING - Engine Mount, Outboard Left Nacelle, Inboard Right Nacelle	1	
-25A	37404-001	** FITTING - Engine Mount, Inboard Left Nacelle, Outboard Right Nacelle	1	
30	37443-004	* BULKHEAD ASSY - Nacelle	1	
35	37419-000	** FRAME - Nacelle, Left	1	
-35A	37419-001	** FRAME - Nacelle, Right	1	
40	37420-000	** FORMER - Nacelle	1	
45	37430-000	** ANGLE - Nacelle, Left	1	
-45A	37430-001	** ANGLE - Nacelle, Right	1	
50	37431-000	** ANGLE - Nacelle	1	
55	484-293	** RECEPTACLE	5	
60	484-342	** RECEPTACLE	2	
65	584-134	** RECEPTACLE	6	
70	37432-000	* ANGLE - Nacelle, Outboard Left, Inboard Right	1	
-70A	37432-001	* ANGLE - Nacelle, Inboard Left, Outboard Right	1	
75	37459-000	* ANGLE - Nacelle, Outboard Left, Inboard Right	1	
-75A	37459-001	* ANGLE - Nacelle, Inboard Left, Outboard Right	1	
80	37458-000	* STRINGER - Nacelle Skin	1	
85	87230-007	* LOUVER - Inboard, Left (See Note 2)	1	3447001 thru 3447029
-85A	87230-009	* LOUVER - Inboard, Left (See Note 2)	1	3449001 and up
90	87230-006	* LOUVER - Outboard, Left (See Note 2)	1	3447001 thru 3447029
-90A	87230-008	* LOUVER - Outboard, Left (See Note 2)	1	3449001 and up
95	37415-000	* FORMER - Nacelle	1	
100	37416-000	* FORMER - Nacelle	1	
105	37405-000	* FORMER - Nacelle	1	

- ITEM NOT ILLUSTRATED

When ordering, always specify Part Number, Description, and Serial Number of Aircraft

PIPER AIRCRAFT, INC.
PA-34-220T
AIRPLANE PARTS CATALOG

Figure and Index Number	Part Number	Nomenclature	No. Req.	Serial Numbers Affected
58-				
-106	100816-002	* DEFLECTOR (See Note 2)	1	3449001 and up
-107	415-535	* SCREW - (MS35206-245) (See Note 2)	4	3449001 and up
110	37112-000	SUPPORT ASSY - Engine mount, left and right	1	3449001 thru 3449405
110	37112-008	SUPPORT ASSY - Engine mount, left	1	3449406 and up
-110A	37112-009	SUPPORT ASSY - Engine mount, right	1	3449406 and up
115	62833-102	WASHER	2	
120	401-394	BOLT - (AN6-13A)	2	
-120A	690-629	WASHER - (NAS1149F0663P) (See Note 3)	6	
-120B	404-532	NUT - (MS21042-6)	2	
125	401-310	BOLT - (AN4-10A)	8	
130	690-611	WASHER - (NAS1149F0463P)	16	

NOTES:

1. SEE FIGURE 2 FOR NEXT HIGHER ASSEMBLY.
2. USED IF AIR CONDITIONING IS INSTALLED.
3. USE 2 UNDER HEAD AND 1 UNDER NUT.

- ITEM NOT ILLUSTRATED

When ordering, always specify Part Number, Description, and Serial Number of Aircraft

**PIPER AIRCRAFT, INC.
PA-34-220T
AIRPLANE PARTS CATALOG**

**SECTION VIII
FUEL SYSTEM GROUP**

PIPER AIRCRAFT, INC.
PA-34-220T
AIRPLANE PARTS CATALOG

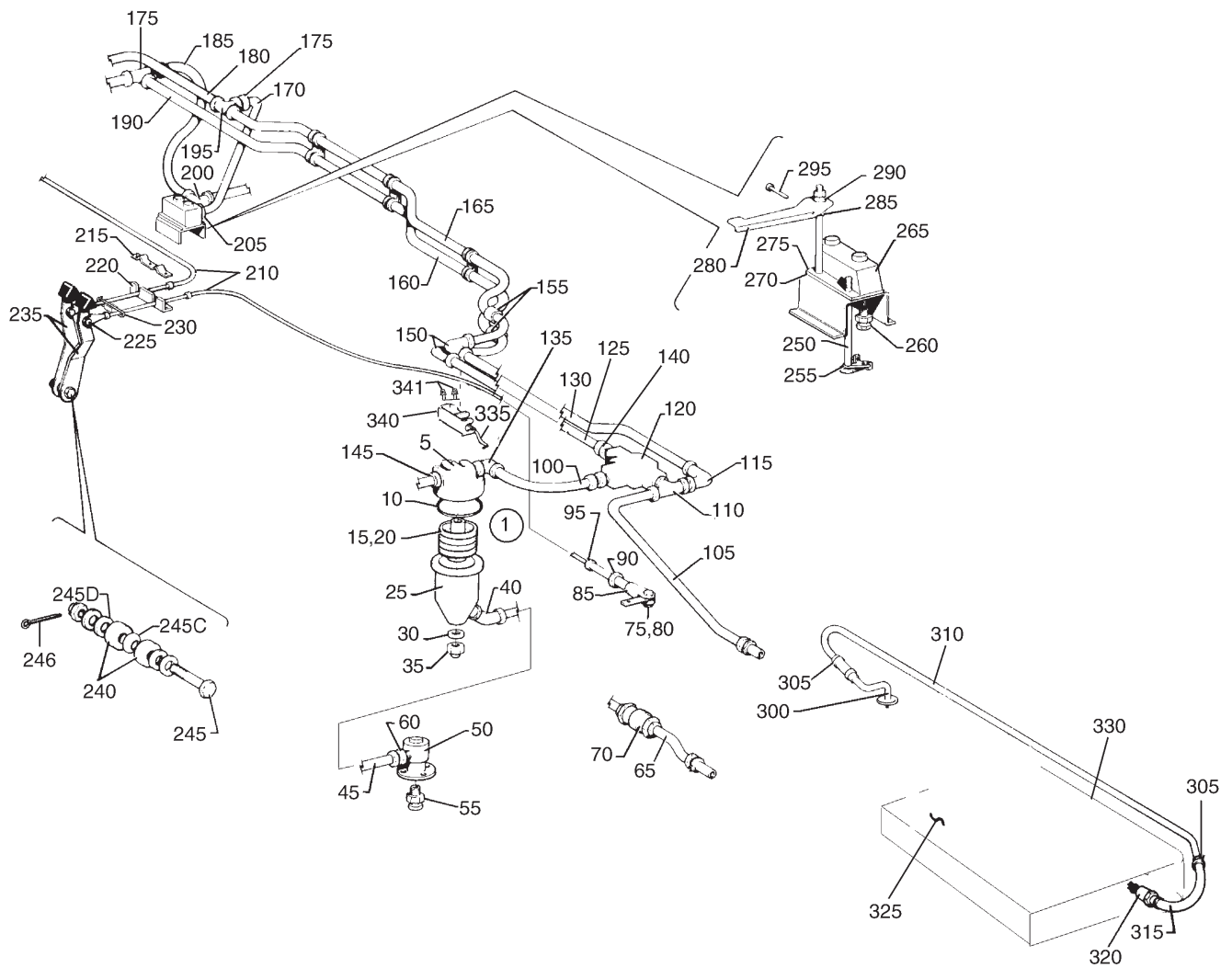


Figure 59. Fuel System Installation
Wing and Fuselage

PIPER AIRCRAFT, INC.
PA-34-220T
AIRPLANE PARTS CATALOG

Figure and Index Number	Part Number	Nomenclature	No. Req.	Serial Numbers Affected
59-	87229 (AD) 100760 (N) 85200 (DD)	DRAWING - Fuel System Installation DRAWING - Fuel System Installation DRAWING - Interior Installation		3447001 thru 3447029 3449001 and up
1	561-018	FILTER ASSY - Fuel (98487-003)	2	
5	751-983	* HEAD AND STUD ASSY - Fuel Filter	1	
10	757-255	* PACKING - O-Ring, Head and Stud Assy	1	
15	753-986	* CARTRIDGE ASSY - Fuel Filter	1	
20	751-821	** FILTER - Cartridge Assy	5	
25	753-987	* CONTAINER - Fuel Filter	1	
30	751-898	* GASKET - Container Nut	1	
35	752-517	* NUT - Container	1	
40	558-806	* ELBOW - (MS20823-4D)	1	
45	565-905	HOSE ASSY - Filter Drain (63901-115)	2	
50	39616-002	ADAPTER ASSY - Fuel Drain	2	
55	491-806	VALVE	2	
60	476-648	NIPPLE - (AN816-4D)	2	
65	95153-166	TUBE ASSY - Fuel vapor return	2	3447001 thru 3447029
70	492-274	VALVE - Check	2	3447001 thru 3447029
75	82732-072	BUSHING	2	
80	424-176	PIN - (MS20392-2C15)	2	
-80A	690-609	WASHER - (NAS1149F0332P)	2	
-80B	424-051	COTTER PIN - (MS24665-132)	2	
85	554-757	CLEVIS - (MS35812-1)	2	
90	404-224	NUT - (AN315-3R)	2	
95	18132-000	LUG - Control Cable Support	2	
-95A	18219-000	CLAMP - Control Cable Support	2	
100	67700-366	TUBE ASSY - Fuel Filter	2	
105	67700-367	TUBE ASSY - Fuel, Left	1	
-105A	67700-384	TUBE ASSY - Fuel, Right	1	
110	588-419	TEE - (AN834-8D)	2	
-110A	462-061	O-RING - (MS29512-08)	2	
-110B	477-621	NUT - (AN924-8D)	4	
115	561-078	ELBOW	2	
120	491-960	FUEL SELECTOR VALVE	2	
125	67700-356	TUBE ASSY - Fuel Crossfeed, Left	1	
-125A	67700-376	TUBE ASSY - Fuel Crossfeed, Right	1	
130	67700-371	TUBE ASSY - Fuel Crossfeed, Left	1	
-130A	67700-357	TUBE ASSY - Fuel Crossfeed, Right	1	
135	458-905	ELBOW - (AN833-8D)	2	
-135A	462-061	O-RING - (MS29512-08)	2	
-135B	477-621	NUT - (AN924-8D)	2	
140	491-053	UNION - (AN815-8D)	4	
-140A	462-061	O-RING - (MS29512-08)	4	
145	491-053	UNION - (AN815-8D)	2	
-145A	462-061	O-RING - (MS29512-08)	2	
150	458-881	ELBOW - (AN821-8D)	4	
155	65653-004	HOSE - Line protector	4	
160	67700-358	TUBE ASSY - Fuel Crossfeed	1	
165	67700-359	TUBE ASSY - Fuel Crossfeed	1	
170	67700-373	TUBE ASSY - Fuel Drain	1	
175	584-202	REDUCER	2	
180	67700-361	TUBE ASSY - Fuel Crossfeed	1	
185	67700-374	TUBE ASSY - Fuel Drain	1	

- ITEM NOT ILLUSTRATED

When ordering, always specify Part Number, Description, and Serial Number of Aircraft

PIPER AIRCRAFT, INC.
PA-34-220T
AIRPLANE PARTS CATALOG

Figure and Index Number	Part Number	Nomenclature	No. Req.	Serial Numbers Affected
59-				
190	67700-360	TUBE ASSY - Fuel Crossfeed	1	
195	488-509	TEE - (AN824-8D)	2	
200	691-224	TEE - (MS20826-6D)	1	
205	476-662	NIPPLE - (AN816-6D)	1	
210	653-117	CONTROL CABLE - Fuel Selector	2	
215	96039-002	CLAMP - Cable housing retainer	1	
220	96037-002	RETAINER - Cable housing	1	
225	424-175	PIN - (MS20392-2C13)	2	
-225A	690-609	WASHER - (NAS1149F0332P)	2	
-225B	424-051	COTTER PIN - (MS24665-132)	2	
230	101102-002	BLOCK ASSY	1	3449001 and up
235	96085-000	LEVER - Fuel selector valve, Left	1	
-235A	96085-002	LEVER - Fuel selector valve, Right	1	
240	65003-053	BUSHING - Selector valve	2	
-240A	690-609	WASHER - (NAS1149F0332P)	2	3449001 and up
245	400-060	BOLT - (AN3-15)	1	3447001 thru 3447029
245	400-061	BOLT - (AN3-16)	1	3449001 and up
-245A	690-612	WASHER - (NAS1149F0363P)	2	
-245B	404-100	NUT - (AN310-3)	1	
245C	408-813	WASHER - Shakeproof	1	
245D	494-226	WASHER	2	
246	424-051	COTTER PIN - (MS24665-132)	1	
250	96975-000	ROD ASSY - Fuel Drain Valve	2	
255	96977-000	BALE - Control foot Valve	2	
260	492-202	VALVE ASSY	2	
265	37187-000	MANIFOLD - Fuel Drain	1	
270	96976-000	GASKET - Fuel Drain, rubber	1	
275	96976-002	GASKET - Fuel Drain, aluminum	1	
280	96970-000	HANDLE - Drain Valve, fuel, left	1	
-280A	96970-001	HANDLE - Drain Valve, fuel, Right	1	
285	65003-036	BUSHING	2	
290	95061-094	BUSHING	2	
295	424-164	PIN - (MS20392-1C55)	1	
-295A	690-668	WASHER - (NAS1149FN432P)	3	
-295B	95061-093	BUSHING	1	
-295C	424-051	COTTER PIN - (MS24665-132)	1	
300	63913-141	HOSE - Fuel Vent	2	
305	554-664	CLAMP	8	
310	95153-165	TUBE ASSY - Fuel Vent, Left	1	
-310A	95153-164	TUBE ASSY - Fuel Vent, Right	1	
315	63913-142	HOSE - Fuel Vent	2	
320	37794-002	VALVE ASSY - Check	2	
325	461-705	FUEL CELL	2	
		(See Figure 61 For Breakdown)		
330	37777-002	BACKING	2	
335	63904-061	TUBE - Fuel line collector	2	
340	87227-002	COLLECTOR - Fuel Drain, Left, aft	2	
-340A	87227-003	COLLECTOR - Fuel Drain, Right, aft	2	
-340B	279-138	SEALANT	AR	3449001 and up
-340C	189-535	TUBE	AR	
-340D	488-764	CABLE TIE	8	
-340E	488-698	CABLE TIE	4	
-340F	189-625	GROMMET	AR	
341	66980-000	KNOB	2	

- ITEM NOT ILLUSTRATED

When ordering, always specify Part Number, Description, and Serial Number of Aircraft

**PIPER AIRCRAFT, INC.
PA-34-220T
AIRPLANE PARTS CATALOG**

THIS PAGE INTENTIONALLY LEFT BLANK

PIPER AIRCRAFT, INC.
PA-34-220T
AIRPLANE PARTS CATALOG

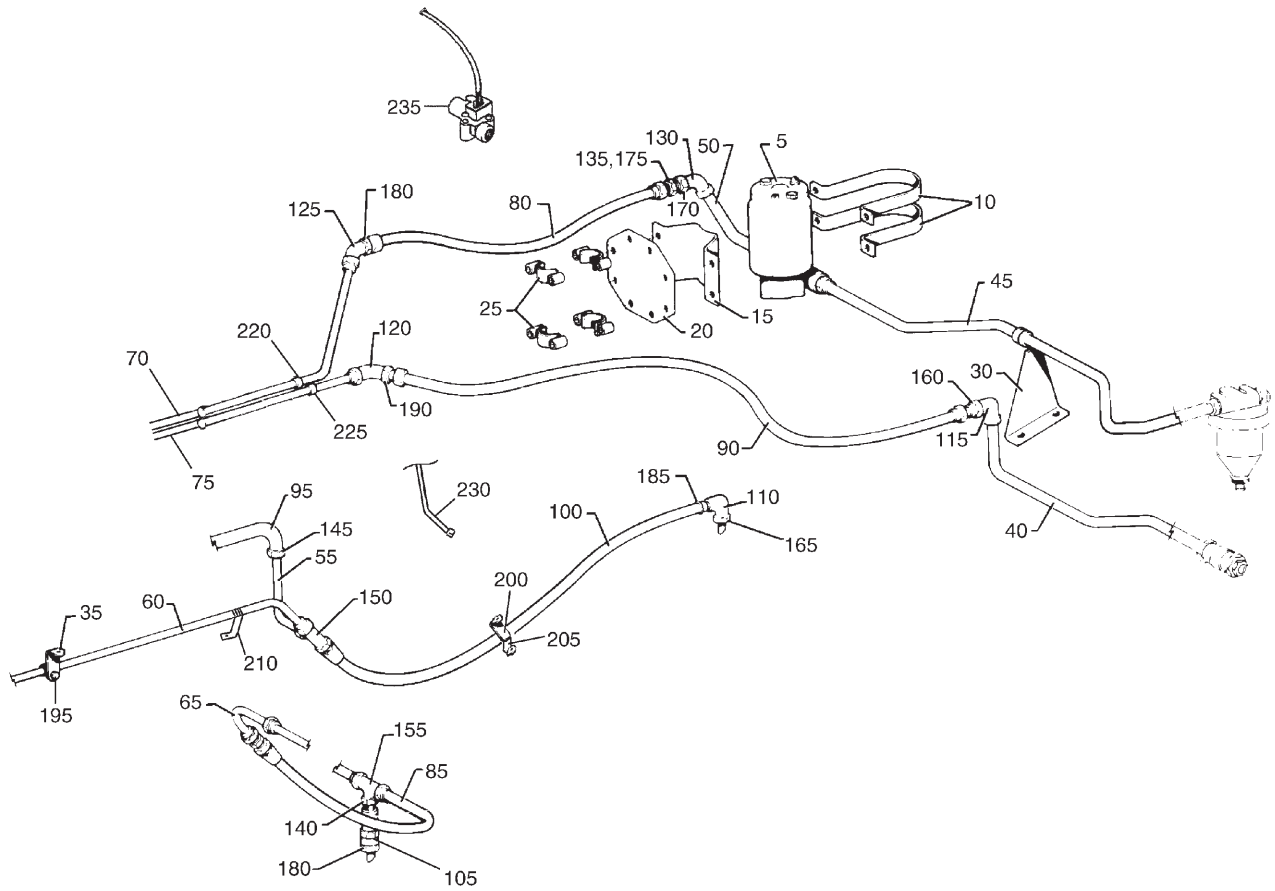


Figure 60. Fuel System Installation
Engine

PIPER AIRCRAFT, INC.
PA-34-220T
AIRPLANE PARTS CATALOG

Figure and Index Number	Part Number	Nomenclature	No. Req.	Serial Numbers Affected
60-	87229 (AC) 100760 (N) 100710 (P)	DRAWING - Fuel System Installation DRAWING - Fuel System (Aft of Firewall) DRAWING - Powerplant Installation		3447001 thru 3447029 3449001 and up 3449001 and up
5	461-724	PUMP - Electric Fuel	2	3447001 thru 3447029
-5A	461-749	PUMP - Electric Fuel	2	3449001 and up
10	39534-002	STRAP - Fuel Pump	4	
15	39533-002	BASE - Fuel Pump	2	
20	37472-000	PLATE - Fuel Pump Mounting	2	
25	97464-004	CLAMP ASSY - Fuel Pump Mounting	4	
30	39645-002	BRACKET - Fuel Line Support, Left (See Note 1)	1	3447001 thru 3447029
30	100764-002	BRACKET - Fuel Line Support (See Note 1)	1	3449001 and up
35	37499-003	SUPPORT - Tube	2	
40	67700-385	TUBE ASSY - Fuel Vapor Return, Left	1	3447001 thru 3447029
-40A	67700-386	TUBE ASSY - Fuel Vapor Return, Right	1	3447001 thru 3447029
45	67700-364	TUBE ASSY - Fuel Supply, Left	1	
-45A	67700-365	TUBE ASSY - Fuel Supply, Right	1	
50	83744-184	TUBE ASSY - Fuel Supply, Left	1	3449001 and up
-50A	67700-362	TUBE ASSY - Fuel Supply, Right	1	
55	95153-148	TUBE ASSY - Manifold Drain	2	3447001 thru 3447029
60	95153-149	TUBE ASSY - Pump and Cylinder Drain (Right side of engine)	2	
65	95153-150	TUBE ASSY - Cylinder Drain (Right and left side of engine)	2	3447001 thru 3447029
70	95153-153	TUBE ASSY - Fuel Supply	2	3447001 thru 3447029
75	95153-154	TUBE ASSY - Vapor Return	2	3447001 thru 3447029
80	565-246	HOSE ASSY - Fuel Supply (63901-038)	2	3447001 thru 3447029
-80A	566-296	HOSE ASSY - Fuel Supply to Pump (63901-160)	2	3449001 and up
85	565-517	HOSE ASSY - Cylinder Drain (63901-076)	4	3447001 thru 3447029
85	566-328	HOSE ASSY - Cylinder Drain (63901-175)	4	3449001 and up
90	97499-019	HOSE ASSY - Vapor Return Line, Left (Right side engine only)	1	3447001 thru 3447029
-90A	97499-030	HOSE ASSY - Vapor Return Line, Right (Left side engine only)	1	3447001 thru 3447029
95	97499-021	HOSE ASSY - Manifold Drain	2	3447001 thru 3447029
100	97499-022	HOSE - Fuel Drain, (Right side of engine)	2	
105	492-253	VALVE - Drain	2	
110	37659-000	ELBOW - Fuel Drain, (Right side of engine)	2	
115	458-934	ELBOW - (AN833-4)	2	3447001 thru 3447029
120	458-938	ELBOW	2	3447001 thru 3447029
125	458-864	ELBOW	2	3447001 thru 3447029
130	458-848	ELBOW	2	3447001 thru 3447029
135	584-202	REDUCER	2	
140	453-680	REDUCER/BUSHING - (AN912-1J)	2	
145	484-349	REDUCER - (AN919-1D)	2	3447001 thru 3447029
150	488-320	TEE - (AN824-4D) (Right side of engine)	2	
155	588-822	TEE - (AN825-4)	2	3447001 thru 3447029
155	588-443	TEE - (AS5197-040402)	2	3449001 and up
160	690-630	WASHER - (NAS1149F0763P)	2	
-160A	477-629	NUT - (AS5178-04)	2	
165	690-630	WASHER - (NAS1149F0763P)	4	
-165A	477-618	NUT - (AS5178D04)	2	
170	690-635	WASHER - (NAS1149F1290P)	4	
-170A	477-691	NUT - (AS5178-08)	2	
175	477-624	NUT - (AN818-8D)	2	
180	690-632	WASHER - (NAS1149F0963P)	4	3447001 thru 3447029
180	690-670	WASHER - (NAS1149F0932P)	2	3449001 and up

- ITEM NOT ILLUSTRATED

When ordering, always specify Part Number, Description, and Serial Number of Aircraft

PIPER AIRCRAFT, INC.
PA-34-220T
AIRPLANE PARTS CATALOG

Figure and Index Number	Part Number	Nomenclature	No. Req.	Serial Numbers Affected
60-				
-180A	477-631	NUT - (AS5178-06)	2	
185	554-793	CLAMP	2	3447001 thru 3447029
185	454-983	CLAMP	2	3449001 and up
190	690-630	WASHER - (NAS1149F0763P)	2	
-190A	477-629	NUT - (AS5178-04)	2	
195	454-929	CLAMP - (Right side of engine)	1	3447001 thru 3447029
195	454-935	CLAMP - (Right side of engine)	2	3449001 and up
-195A	411-532	SCREW - (MS35207-263)	2	
-195B	690-609	WASHER - (NAS1149F0332P)	2	
-195C	404-526	NUT - (MS21042-3)	1	3447001 thru 3447029
-195C	406-945	NUT - (NAS679A3W)	2	3449001 and up
200	454-977	CLAMP	2	
205	454-933	CLAMP	2	
-205A	411-534	SCREW - (MS35207-265)	2	3447001 thru 3447029
-205A	411-532	SCREW - (MS35207-263)	2	3449001 and up
-205B	690-612	WASHER - (NAS1149F0363P)	2	3447001 thru 3447029
-205B	690-609	WASHER - (NAS1149F0332P)	2	3449001 and up
-205C	404-526	NUT - (MS21042-3)	2	3447001 thru 3447029
-205C	406-443	NUT - (NAS379A3W)	2	3449001 and up
210	37660-000	SUPPORT	2	
215	-----	DELETED		
220	454-930	CLAMP	4	3447001 thru 3447029
225	454-929	CLAMP	4	3447001 thru 3447029
-225A	411-534	SCREW - (MS35207-265)	4	
-225B	690-612	WASHER - (NAS1149F0363P)	4	
-225C	404-526	NUT - (MS21042-3)	4	
230	83744-189	TUBE ASSY - Fuel Vent	2	3449001 and up
235	84522-003	TRANSDUCER ASSY (Complete) - Fuel Flow	2	3449001 and up
-235A	686-088	* TRANSDUCER - (Sensor Assy)	1	

NOTES:

1. USED IF AIR CONDITIONING IS INSTALLED.

- ITEM NOT ILLUSTRATED

When ordering, always specify Part Number, Description, and Serial Number of Aircraft

**PIPER AIRCRAFT, INC.
PA-34-220T
AIRPLANE PARTS CATALOG**

THIS PAGE INTENTIONALLY LEFT BLANK

PIPER AIRCRAFT, INC.
PA-34-220T
AIRPLANE PARTS CATALOG

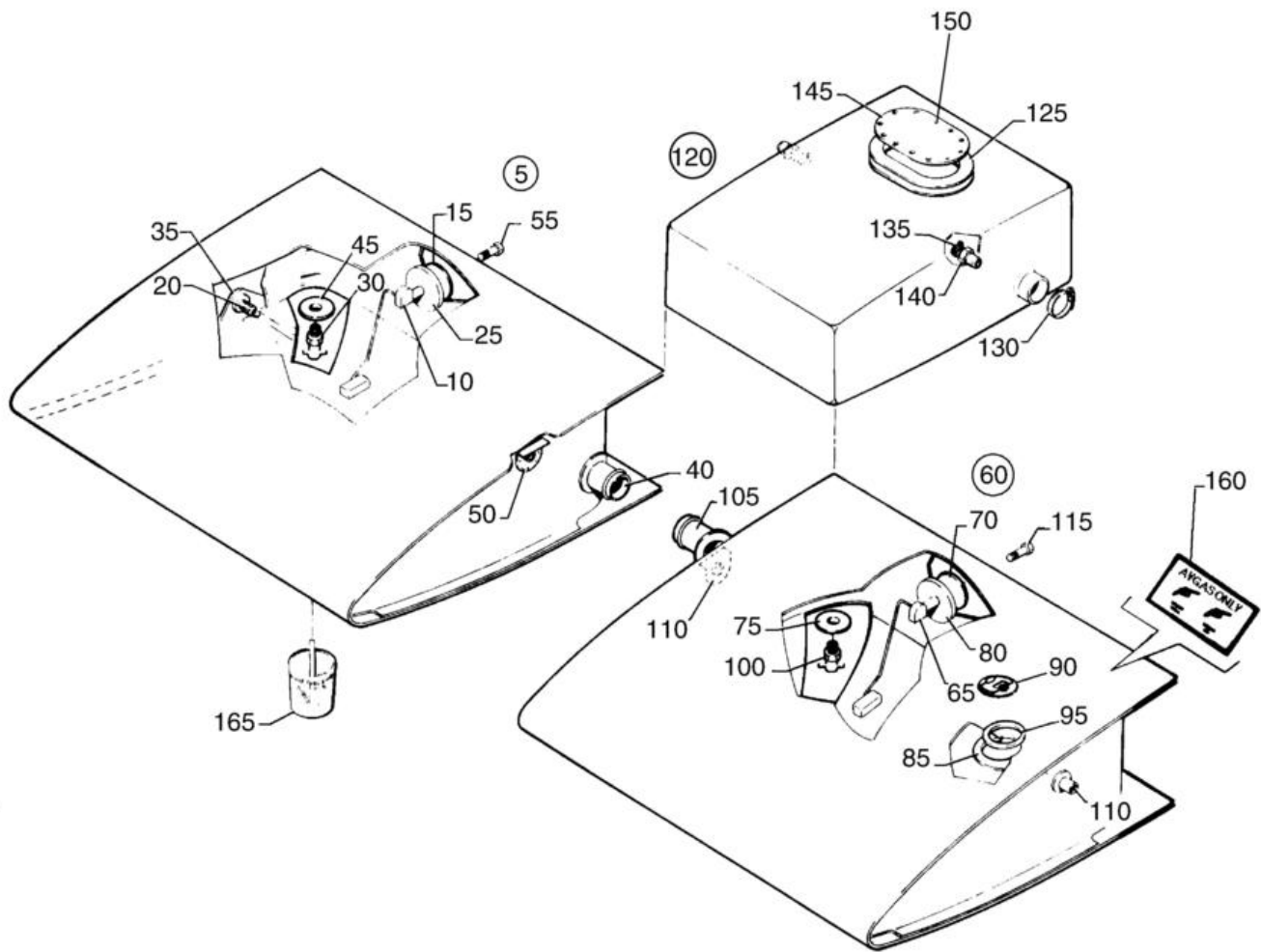


Figure 61. Fuel Tank Assemblies

PIPER AIRCRAFT, INC.
PA-34-220T
AIRPLANE PARTS CATALOG

Figure and Index Number	Part Number	Nomenclature	No. Req.	Serial Numbers Affected
61-	37093 (BU) 87229 (AD) 100760 (N)	DRAWING - Wing Assy (Complete) DRAWING - Fuel System Installation DRAWING - Fuel System Installation		3447001 thru 3447029 3449001 and up
5	95071-008	TANK ASSY - Fuel, Inboard, Left (See Note 1)	REF	3447001 thru 3447029
5	95071-012	TANK ASSY - Fuel, Inboard, Left (See Note 1)	REF	3449001 and up
-5A	95071-009	TANK ASSY - Fuel, Inboard, Right (See Note 1)	REF	3447001 thru 3447029
-5A	95071-013	TANK ASSY - Fuel, Inboard, Right (See Note 1)	REF	3449001 and up
10	550-503	* SENDER - Fuel, Inboard	1	3447001 thru 3447029
10	550-504	* SENDER - Fuel, Inboard	1	3449001 and up
15	755-049	** GASKET - Fuel sender	1	
20	87714-002	* STRAINER - Fuel Tank finger	1	
25	62044-000	* PLATE - Fuel Tank	1	
30	491-806	* VALVE - Fuel Drain	1	
35	96871-000	* OUTLET ASSY - Fuel Tank, Left	1	
-35A	96871-001	* OUTLET ASSY - Fuel Tank, Right	1	
40	37745-002	* FITTING ASSY - Tank interconnect	1	
45	87248-002	* PLATE - Drain	2	3447001 thru 3447029
50	37765-002	* FITTING ASSY - Fuel Tank Vent	1	
55	400-441	* BOLT - (AN3-7A)	5	
-55A	407-043	* WASHER - (MS35338-43)	5	
-55B	690-612	* WASHER - (NAS1149F0363P)	5	
60	95070-008	TANK ASSY - Fuel, Outboard, Left (See Note 1)	REF	
-60A	95070-009	TANK ASSY - Fuel, Outboard, Right (See Note 1)	REF	
65	550-504	* SENDER - Fuel, Outboard	1	
70	755-049	** GASKET - Fuel sender	1	
75	62033-000	* DRAIN PLATE	1	
80	62044-000	* PLATE - Fuel Tank	1	
85	87241-008	* FILLER NECK ASSY	1	
90	654-573	* CAP ASSY - Fuel Tank (non-locking - with vent valve) (Initial replacement of both fuel caps is recommended. Reference Piper Service Spares Letter 421, latest revision)	2	
-90A	654-572	* CAP ASSY - Fuel Tank (flush, locking - with vent valve) (Initial replacement of both fuel caps is recommended. Reference Piper Service Spares Letter 421, latest revision)	2	
95	66815-000	** GASKET - Fuel Cap (452-056) (See Notes 2 and 3)	1	
-95A	66814-002	** GASKET - Fuel Cap (See Note 2)	1	
-95B	66814-000	** GASKET - Fuel Cap (See Note 2)	1	
-95C	39822-002	** GASKET - Fuel Cap (See Note 3)	1	
-95D	39822-003	** GASKET - Fuel Cap (See Note 3)	1	
100	491-806	* VALVE - Fuel Drain	1	
105	37745-002	* FITTING ASSY - Tank interconnect	1	
110	37765-002	* FITTING ASSY - Tank Vent	2	

- ITEM NOT ILLUSTRATED

When ordering, always specify Part Number, Description, and Serial Number of Aircraft

PIPER AIRCRAFT, INC.
PA-34-220T
AIRPLANE PARTS CATALOG

Figure and Index Number	Part Number	Nomenclature	No. Req.	Serial Numbers Affected
61-				
115	400-441	* BOLT - (AN3-7A)	5	
-115A	407-043	* WASHER - (MS35338-43)	5	
-115B	690-612	* WASHER - (NAS1149F0363P)	5	
-115C	494-191	* WASHER - Fiber	5	
120	461-705	TANK ASSY - Fuel, Center	1	
125	755-044	* GASKET	2	
130	654-047	CLAMP	4	
		(See Note 4)		
135	654-048	CLAMP	4	
		(See Note 4)		
140	451-859	ADAPTER - (AN840-8D)	4	
		(See Note 4)		
145	37788-002	COVER - Fuel Tank	2	
		(See Note 4)		
150	416-801	SCREW - (MS24693S296)	12	
		(See Note 4)		
-155	-----	DELETED		
160	456-682	DECAL - AVGS ONLY, GRADE 100LL, GRADE 100 (See Figure 104)	REF	
165	67728-000	FUEL CHECKER BOTTLE	1	

NOTES:

1. SEE FIGURE 2 FOR NEXT HIGHER ASSEMBLY.
2. USED WITH FUEL CAP ASSEMBLY P/N 38599-002.
3. USED WITH FUEL CAP ASSEMBLY P/N 39824-002.
4. USED IF OPTIONAL CENTER FUEL CELL IS INSTALLED.

- ITEM NOT ILLUSTRATED

When ordering, always specify Part Number, Description, and Serial Number of Aircraft

**SECTION IX
CONTROL SYSTEM GROUP**

PIPER AIRCRAFT, INC.
PA-34-220T
AIRPLANE PARTS CATALOG

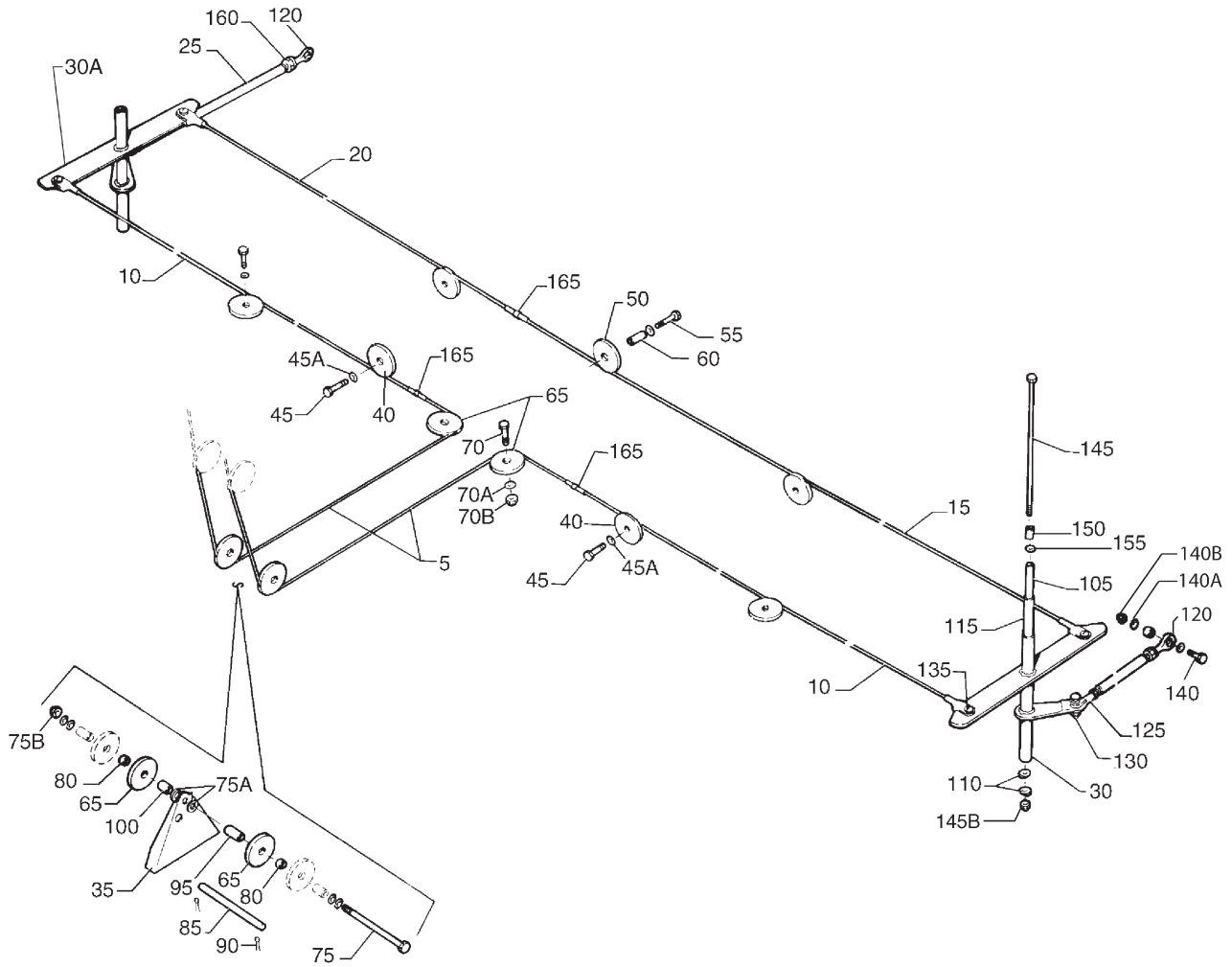


Figure 62. Aileron Control Installation

PIPER AIRCRAFT, INC.
PA-34-220T
AIRPLANE PARTS CATALOG

Figure and Index Number	Part Number	Nomenclature	No. Req.	Serial Numbers Affected
62-	37300 (CW)	DRAWING - Control System Installation		
5	62701-228	CABLE ASSY - Aileron, Forward (galvanized) (Reference Piper Service Bulletin 1048, latest revision)	2	
5	62701-229	CABLE ASSY - Aileron, Forward (stainless steel, optional) (Reference Piper Service Bulletin 1048, latest revision)	2	
10	62701-127	CABLE ASSY - Aileron, Wing (galvanized) (Reference Piper Service Bulletin 1048, latest revision)	2	
10	62701-130	CABLE ASSY - Aileron, Wing (stainless steel, optional) (Reference Piper Service Bulletin 1048, latest revision)	2	
15	62701-125	CABLE ASSY - Aileron, Balance, Left (galvanized) (Reference Piper Service Bulletin 1048, latest revision)	1	
15	62701-132	CABLE ASSY - Aileron, Balance, Left (stainless steel, optional) (Reference Piper Service Bulletin 1048, latest revision)	1	
20	62701-126	CABLE ASSY - Aileron, Balance, Right (galvanized) (Reference Piper Service Bulletin 1048, latest revision)	1	
20	62701-131	CABLE ASSY - Aileron, Balance, Right (stainless steel, optional) (Reference Piper Service Bulletin 1048, latest revision)	1	
25	37293-000	PUSH ROD - Aileron	2	
30	37290-000	BELLCRANK ASSY - Aileron, Left	1	
30A	37290-001	BELLCRANK ASSY - Aileron, Right	1	
35	96185-000	BRACKET - Shaft Support	1	
40	62711-002	PULLEY	2	3447001 thru 3447029; 3449001 thru 3449151
-40A	63955-008	PULLEY ASSY	2	3449152 and up
-40B	62713-004	BEARING - Pulley, Outer	4	3447001 thru 3447029; 3449001 thru 3449151
-40C	65003-047	BUSHING - Inner	2	
-40D	424-062	COTTER PIN - (MS24665-289)	2	
45	401-315	BOLT - (AN4-15A)	2	
45A	690-611	WASHER - (NAS1149F0463P)	2	
50	63955-005	PULLEY ASSY	1	
55	400-008	BOLT - (AN4-13A)	1	
-55A	690-628	WASHER - (NAS1149F0563P)	2	
-55B	690-611	WASHER - (NAS1149F0463P)	1	
-55C	404-530	NUT - (MS21042-4)	1	
60	62712-003	BEARING - Pulley, Inner	1	
65	481-799	PULLEY - (41001-010) - Aileron Control	4	
70	401-188	BOLT - (AN5-10A)	2	
70A	690-619	WASHER - (NAS1149F0532P)	6	
70B	404-531	NUT - (MS21042-5)	2	
75	401-385	BOLT - (AN5-64A)	1	
75A	690-628	WASHER - (NAS1149F0563P)	6	
75B	404-531	NUT - (MS21042-5)	1	
80	62743-002	SPACER - Bushing	2	
85	62710-002	PIN - Cable Guard	1	
90	424-051	COTTER PIN - (MS24665-132)	2	
95	95061-071	BUSHING	1	
100	95061-059	BUSHING	1	
105	95061-054	BUSHING	2	
110	95675-000	WASHER - Aileron bellcrank	4	
115	63882-041	SLEEVE	2	
120	452-335	BEARING - Rod End	2	
125	554-687	CLEVIS - (MS35812-2)	2	
130	400-055	BOLT - (AN3-10)	2	

- ITEM NOT ILLUSTRATED

When ordering, always specify Part Number, Description, and Serial Number of Aircraft

**PIPER AIRCRAFT, INC.
PA-34-220T
AIRPLANE PARTS CATALOG**

Figure and Index Number	Part Number	Nomenclature	No. Req.	Serial Numbers Affected
62-				
-130A	690-612	WASHER - (NAS1149F0363P)	2	
-130B	404-100	NUT - (AN310-3)	2	
-130C	424-051	COTTER PIN - (MS24665-132)	2	
-130D	63900-119	BUSHING	4	
135	400-674	BOLT - (AN23-12)	4	
-135A	690-612	WASHER - (NAS1149F0363P)	8	
-135B	404-392	NUT - (AN320-3)	4	
-135C	424-051	COTTER PIN - (MS24665-132)	4	
140	401-270	BOLT - (AN3-11A)	2	
140A	690-612	WASHER - (NAS1149F0363P)	4	
140B	404-526	NUT - (MS21042-3)	2	
145	400-496	BOLT - (AN3-73A)	2	
-145A	690-612	WASHER - (NAS1149F0363P)	2	
145B	404-526	NUT - (MS21042-3)	2	
150	63900-147	SPACER	2	
155	690-609	WASHER - (NAS1149F0332P)	2	
160	404-322	NUT - (AN316-4R)	4	
165	489-910	TURNBUCKLE - (MS21251-B5S)	3	
-165A	554-979	CLIP - (MS21256-1)	6	

- ITEM NOT ILLUSTRATED

When ordering, always specify Part Number, Description, and Serial Number of Aircraft

**PIPER AIRCRAFT, INC.
PA-34-220T
AIRPLANE PARTS CATALOG**

THIS PAGE INTENTIONALLY LEFT BLANK

PIPER AIRCRAFT, INC.
PA-34-220T
AIRPLANE PARTS CATALOG

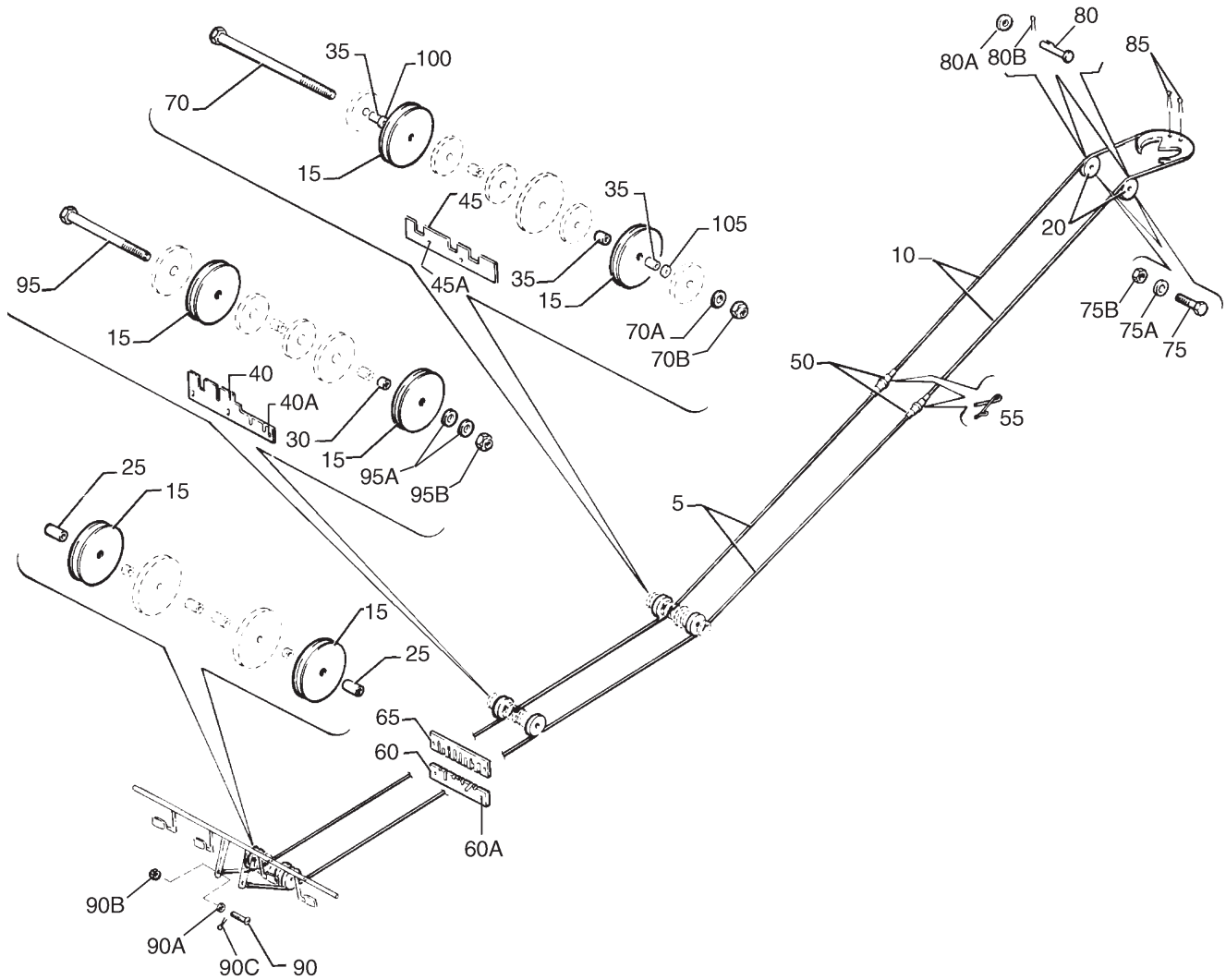


Figure 63. Rudder Control Installation

PIPER AIRCRAFT, INC.
PA-34-220T
AIRPLANE PARTS CATALOG

Figure and Index Number	Part Number	Nomenclature	No. Req.	Serial Numbers Affected
63-	37300 (CW)	DRAWING - Control System Installation		
5	62701-081	CABLE ASSY - Rudder Control, Forward (galvanized) (Reference Piper Service Bulletin 1048, latest revision)	1	
5	62701-092	CABLE ASSY - Rudder Control, Forward (stainless steel, optional) (Reference Piper Service Bulletin 1048, latest revision)	1	
10	62701-072	CABLE ASSY - Rudder Control, Aft (stainless steel) (Reference Piper Service Bulletin 1048, latest revision)	1	3447001 thru 3447029; 3449001 thru 3449151
10	62701-217	CABLE ASSY - Rudder Control, Aft (galvanized) (Reference Piper Service Bulletin 1048, latest revision)	1	3449152 and up
15	481-799	PULLEY - (41001-010) - Rudder Control	6	
20	481-607	PULLEY - (41001-003) - Rudder Control	2	
25	86700-009	SPACER - Rudder Control	2	
30	62743-002	SPACER - Rudder Control	1	
35	95061-044	BUSHING - Rudder Control	3	
40	95942-002	FAIRLEAD - Pulley Guard	1	
40A	415-535	SCREW - (MS35206-245)	3	
45	96265-000	FAIRLEAD - Pulley Guard	1	
45A	415-535	SCREW - (MS35206-245)	2	
-45B	690-616	WASHER - (NAS1149FN832P)	2	
50	489-910	TURNBUCKLE - Rudder Cable	2	
55	554-979	CLIP - Rudder Cable (MS21256-1)	4	
60	95562-000	FAIRLEAD - Spar Box	1	
60A	415-518	SCREW - (MS35206-228)	2	
65	95561-000	FAIRLEAD - Spar Box	1	
70	401-387	BOLT - (AN5-70A)	1	
70A	690-628	WASHER - (NAS1149F0563P)	1	
70B	404-531	NUT - (MS21042-5)	1	
75	400-004	BOLT - (AN4-7A)	2	
75A	690-613	WASHER - (NAS1149F0432P)	2	
75B	404-530	NUT - (MS21042-4)	2	
80	424-182	PIN - (MS20392-2C27)	2	
80A	690-609	WASHER - (NAS1149F0332P)	2	
80B	424-032	COTTER PIN - (MS24665-170)	2	
85	424-059	COTTER PIN - (MS24665-283)	2	
90	400-672	BOLT - (AN23-10)	2	
90A	690-612	WASHER - (NAS1149F0363P)	2	
90B	404-392	NUT - (AN320-3)	2	
90C	424-051	COTTER PIN - (MS24665-132)	2	
95	401-374	BOLT - (AN5-52A)	1	
95A	690-628	WASHER - (NAS1149F0563P)	2	
95B	404-531	NUT - (MS21042-5)	1	
100	690-616	WASHER - (NAS1149FN832P)	1	
105	690-619	WASHER - (NAS1149F0532P)	1	

- ITEM NOT ILLUSTRATED

When ordering, always specify Part Number, Description, and Serial Number of Aircraft

PIPER AIRCRAFT, INC.
PA-34-220T
AIRPLANE PARTS CATALOG

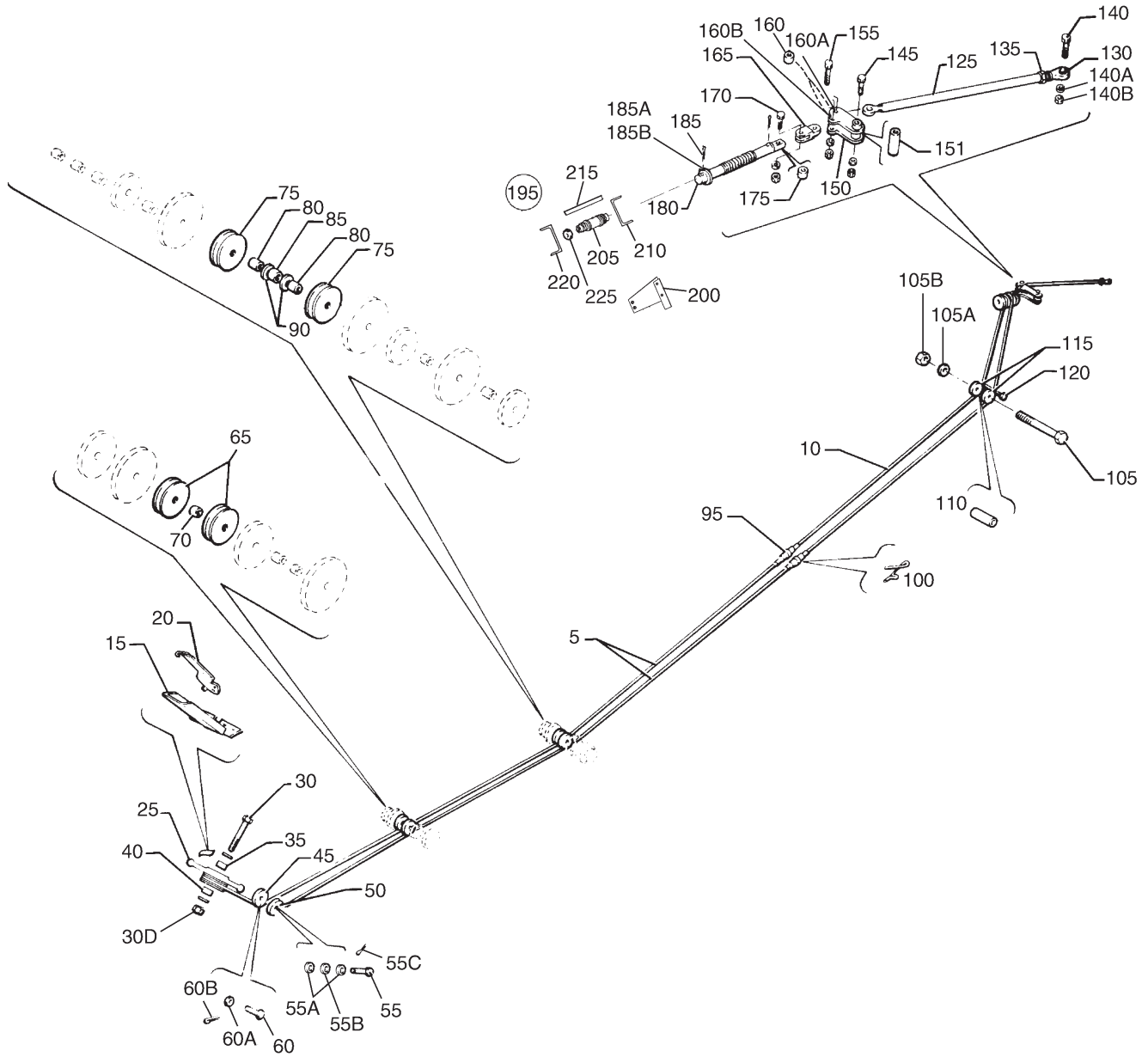


Figure 64. Rudder Trim Installation

PIPER AIRCRAFT, INC.
PA-34-220T
AIRPLANE PARTS CATALOG

Figure and Index Number	Part Number	Nomenclature	No. Req.	Serial Numbers Affected
64-	37300 (CW) 95824 (J)	DRAWING - Control System Installation DRAWING - Spar Assy - Fin Aft		
5	62701-069	CABLE ASSY - Rudder Trim Control, Forward (galvanized) (Reference Piper Service Bulletin 1048, latest revision)	2	
5	62701-082	CABLE ASSY - Rudder Trim Control, Forward (stainless steel, optional) (Reference Piper Service Bulletin 1048, latest revision)	2	
10	62701-070	CABLE ASSY - Rudder Trim Control, Aft (galvanized) (Reference Piper Service Bulletin 1048, latest revision)	1	
10	62701-214	CABLE ASSY - Rudder Trim Control, Aft (stainless steel, optional) (Reference Piper Service Bulletin 1048, latest revision)	1	
15	95556-000	BRACKET ASSY - Rudder Trim	1	
20	78001-000	* INDICATOR ASSY - Rudder Trim	1	
-20A	415-308	* SCREW - (MS27039-0808)	1	
-20B	690-616	* WASHER - (NAS1149FN832P)	1	
-20C	404-529	* NUT - (MS21042-08)	1	
25	96008-000	WHEEL ASSY - Rudder Trim	1	
30	400-451	BOLT - (AN3-20A)	1	
-30A	690-609	WASHER - Under head (NAS1149F0332P)	1	
-30B	690-620	WASHER - (NAS1149F0632P)	1	
-30C	690-612	WASHER - Under head (NAS1149F0363P)	1	
30D	404-526	NUT - (MS21042-3)	1	
35	63900-157	BUSHING - Rudder Trim Wheel	2	
40	63900-061	BUSHING	1	
45	96925-000	PULLEY - Rudder Trim	1	
50	481-640	PULLEY - Rudder Trim (MS24566-1B)	1	
55	424-178	PIN - (MS20392-2C19)	1	
55A	690-612	WASHER - (NAS1149F0363P)	2	
55B	690-609	WASHER - (NAS1149F0332P)	1	
55C	424-051	COTTER PIN - (MS24665-132)	1	
60	424-176	PIN - (MS20392-2C15)	1	
60A	690-609	WASHER - (NAS1149F032P)	1	
60B	424-051	COTTER PIN - (MS24665-132)	1	
65	481-651	PULLEY - Rudder Trim	2	
70	63900-121	BUSHING - Spacer	1	
75	63955-003	PULLEY - Rudder Trim	2	
80	62714-004	BEARING - Pulley, Inner	2	
85	95061-044	BUSHING - Spacer	1	
90	690-619	WASHER - (NAS1149F0532P)	2	
-90A	690-628	WASHER - (NAS1149F0563P)	1	
95	489-873	TURNBUCKLE	2	
100	554-979	CLIP - (MS21256-1)	4	
105	400-019	BOLT - (AN4-26A)	1	
-105A	690-611	WASHER - (NAS1149F0463P)	1	
-105B	404-530	NUT - (MS21042-4)	1	
110	95061-040	BUSHING - Spacer	1	
115	481-626	PULLEY - Rudder Trim (MS20219-2)	2	
120	524-183	PIN - (MS20392-2C81)	1	
-120A	690-609	WASHER - (NAS1149F0332P)	1	
-120B	424-095	COTTER PIN - (MS24665-151)	1	
125	95573-003	ROD ASSY - Rudder Trim	1	
130	452-334	* BEARING - Rod End	1	
135	404-321	* NUT - (AN316-C4R)	1	
140	691-348	BOLT - (NAS6603-8)	1	

- ITEM NOT ILLUSTRATED

When ordering, always specify Part Number, Description, and Serial Number of Aircraft

PIPER AIRCRAFT, INC.
PA-34-220T
AIRPLANE PARTS CATALOG

Figure and Index Number	Part Number	Nomenclature	No. Req.	Serial Numbers Affected
64-				
140A	690-609	WASHER - (NAS1149F0332P)	1	
140B	404-526	NUT - (MS21042-3)	1	
145	400-451	BOLT - (AN3-20A)	1	
-145A	690-612	WASHER - (NAS1149F0363P)	1	
-145B	690-611	WASHER - (NAS1149F0463P)	1	
-145C	690-613	WASHER - (NAS1149F0432P)	1	
-145D	404-526	NUT - (MS21042-3)	1	
150	37422-000	ARM ASSY - Travel Control	1	
151	95061-112	BUSHING	1	
155	401-269	BOLT - (AN3-10A)	2	
-155A	690-612	WASHER - (NAS1149F0363P)	4	
-155B	404-526	NUT - (MS21042-3)	2	
160	95061-114	BUSHING	2	3447001 thru 3447029
160A	95061-114	BUSHING	1	3449001 and up
160B	95061-314	BUSHING	1	3449001 and up
165	37423-000	LINK ASSY - Trim Travel	1	3447001 thru 3447029
-165A	37423-003	LINK ASSY - Trim Travel	1	3449001 and up
170	401-269	BOLT - (AN3-10A)	1	
-170A	690-612	WASHER - (NAS1149F0363P)	3	
-170B	404-526	NUT - (MS21042-3)	1	
175	95061-113	BUSHING	1	
180	37424-000	SHAFT ASSY - Trim Adjustment	1	
185	424-123	COTTER PIN - (MS24665-368)	2	
185A	690-631	WASHER - (NAS1449F0863P)	AR	
185B	690-627	WASHER - (NAS1149F0832P)	AR	
195	78652-000	BRACKET ASSY - Barrel Mount (See Figure 22, Item 80 For Next Higher Assy.)	1	
200	96228-000	* BRACKET	1	
205	96596-000	* BARREL	1	
210	78657-000	* SUPPORT ASSY	1	
215	68491-000	* GUARD	1	
220	78656-000	* SUPPORT ASSY	1	
225	62833-018	* WASHER	AR	

- ITEM NOT ILLUSTRATED

When ordering, always specify Part Number, Description, and Serial Number of Aircraft

**PIPER AIRCRAFT, INC.
PA-34-220T
AIRPLANE PARTS CATALOG**

THIS PAGE INTENTIONALLY LEFT BLANK

PIPER AIRCRAFT, INC.
PA-34-220T
AIRPLANE PARTS CATALOG

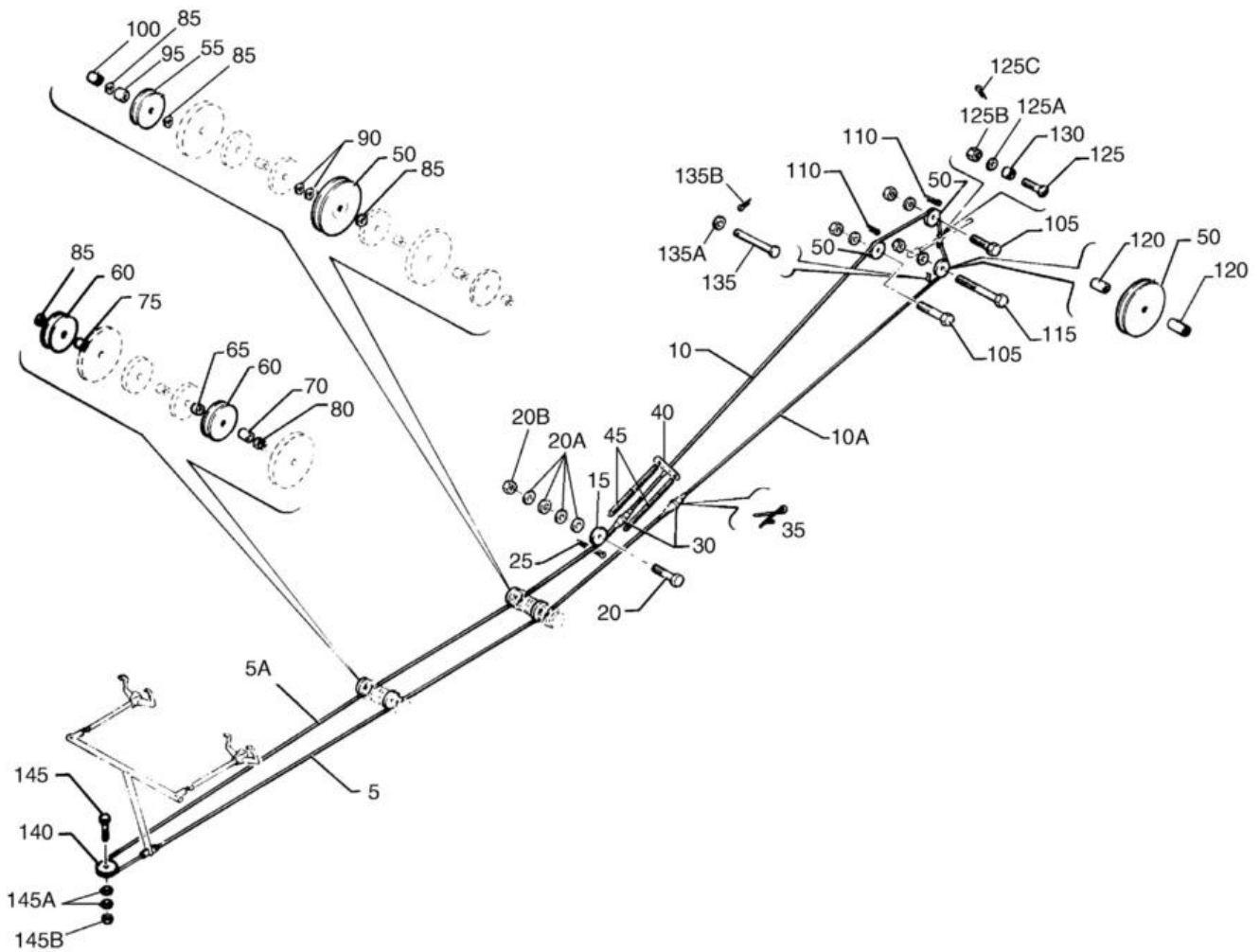


Figure 65. Stabilator Control Installation

PIPER AIRCRAFT, INC.
PA-34-220T
AIRPLANE PARTS CATALOG

Figure and Index Number	Part Number	Nomenclature	No. Req.	Serial Numbers Affected
65-	37300 (CW)	DRAWING - Control System Installation		
5	62701-078	CABLE ASSY - Stabilator Control, Forward, Left (galvanized) (Reference Piper Service Bulletin 1048, latest revision)	2	
5	62701-089	CABLE ASSY - Stabilator Control, Forward, Left (stainless steel, optional) (Reference Piper Service Bulletin 1048, latest revision)	2	
5A	62701-037	CABLE ASSY - Stabilator Control, Forward, Right (galvanized) (Reference Piper Service Bulletin 1048, latest revision)	1	
5A	62701-051	CABLE ASSY - Stabilator Control, Forward, Right (stainless steel, optional) (Reference Piper Service Bulletin 1048, latest revision)	1	
10	62701-129	CABLE ASSY - Stabilator Control, Aft, Upper (galvanized) (Reference Piper Service Bulletin 1048, latest revision)	1	
10	62701-133	CABLE ASSY - Stabilator Control, Aft, Upper (stainless steel, optional) (Reference Piper Service Bulletin 1048, latest revision)	1	
10A	62701-080	CABLE ASSY - Stabilator Control, Aft, Lower (galvanized) (Reference Piper Service Bulletin 1048, latest revision)	1	
10A	62701-091	CABLE ASSY - Stabilator Control, Aft, Lower (stainless steel, optional) (Reference Piper Service Bulletin 1048, latest revision)	1	
15	481-651	PULLEY - Stabilator Control (MS20220-1)	1	
20	401-354	BOLT - (AN5-13A)	1	
20A	690-628	WASHER - (NAS1149F0563P)	4	
20B	404-531	NUT - (MS21042-5)	1	
25	424-061	COTTER PIN - (MS24665-287)	1	
30	489-910	TURNBUCKLE - (MS21251-B5S)	2	
35	554-979	CLIP - (MS21256-1)	4	
40	96184-000	PLATE	2	
-40A	415-517	SCREW - (MS35206-227)	2	
-40B	404-528	NUT - (MS21042-06)	2	
45	37523-000	SPRING - Expansion	2	
50	481-799	PULLEY - (41001-010)- Stabilator Control	4	
55	63955-003	PULLEY - Stabilator Control	1	
60	481-800	PULLEY - (41001-011)- Stabilator Control	2	
65	95061-124	BUSHING	1	
70	80012-105	BUSHING - Spacer	1	
75	63900-036	BUSHING - Spacer	1	
80	690-628	WASHER - (NAS1149F0563P)	1	
85	690-619	WASHER - (NAS1149F0532P)	4	
90	690-628	WASHER - (NAS1149F0563P)	2	
-90A	690-619	WASHER - (NAS1149F0532P)	1	
95	62714-004	BEARING - Pulley, Outer	1	
100	95061-045	BUSHING - Spacer	1	
105	401-188	BOLT - (AN5-10A)	2	
-105A	690-628	WASHER - (NAS1149F0563P)	2	
-105B	404-531	NUT - (MS21042-5)	2	
110	424-053	COTTER PIN - (MS24665-136)	2	
115	401-365	BOLT - (AN5-26A)	1	
-115A	690-628	WASHER - (NAS1149F0563P)	1	
-115B	404-531	NUT - (MS21042-5)	1	
120	95061-039	BUSHING - Spacer	2	
125	400-674	BOLT - (AN23-12)	2	
125A	690-612	WASHER - (NAS1149F0363P)	2	
125B	404-392	NUT - (AN320-3)	2	
125C	424-052	COTTER PIN - (MS24665-134)	2	

- ITEM NOT ILLUSTRATED

When ordering, always specify Part Number, Description, and Serial Number of Aircraft

**PIPER AIRCRAFT, INC.
PA-34-220T
AIRPLANE PARTS CATALOG**

Figure and Index Number	Part Number	Nomenclature	No. Req.	Serial Numbers Affected
65-				
130	63900-031	BUSHING - Spacer	2	
135	424-231	PIN - (MS20392-3C81)	1	
135A	690-613	WASHER - (NAS1149F0432P)	1	
135B	424-051	COTTER PIN - (MS24665-132)	1	
140	481-652	PULLEY - Stabilator Control	1	
145	401-353	BOLT - (AN5-12A)	1	
145A	690-628	WASHER - (NAS1149F0563P)	2	
145B	404-531	NUT - (MS21042-5)	1	

- ITEM NOT ILLUSTRATED

When ordering, always specify Part Number, Description, and Serial Number of Aircraft

**PIPER AIRCRAFT, INC.
PA-34-220T
AIRPLANE PARTS CATALOG**

THIS PAGE INTENTIONALLY LEFT BLANK

PIPER AIRCRAFT, INC.
PA-34-220T
AIRPLANE PARTS CATALOG

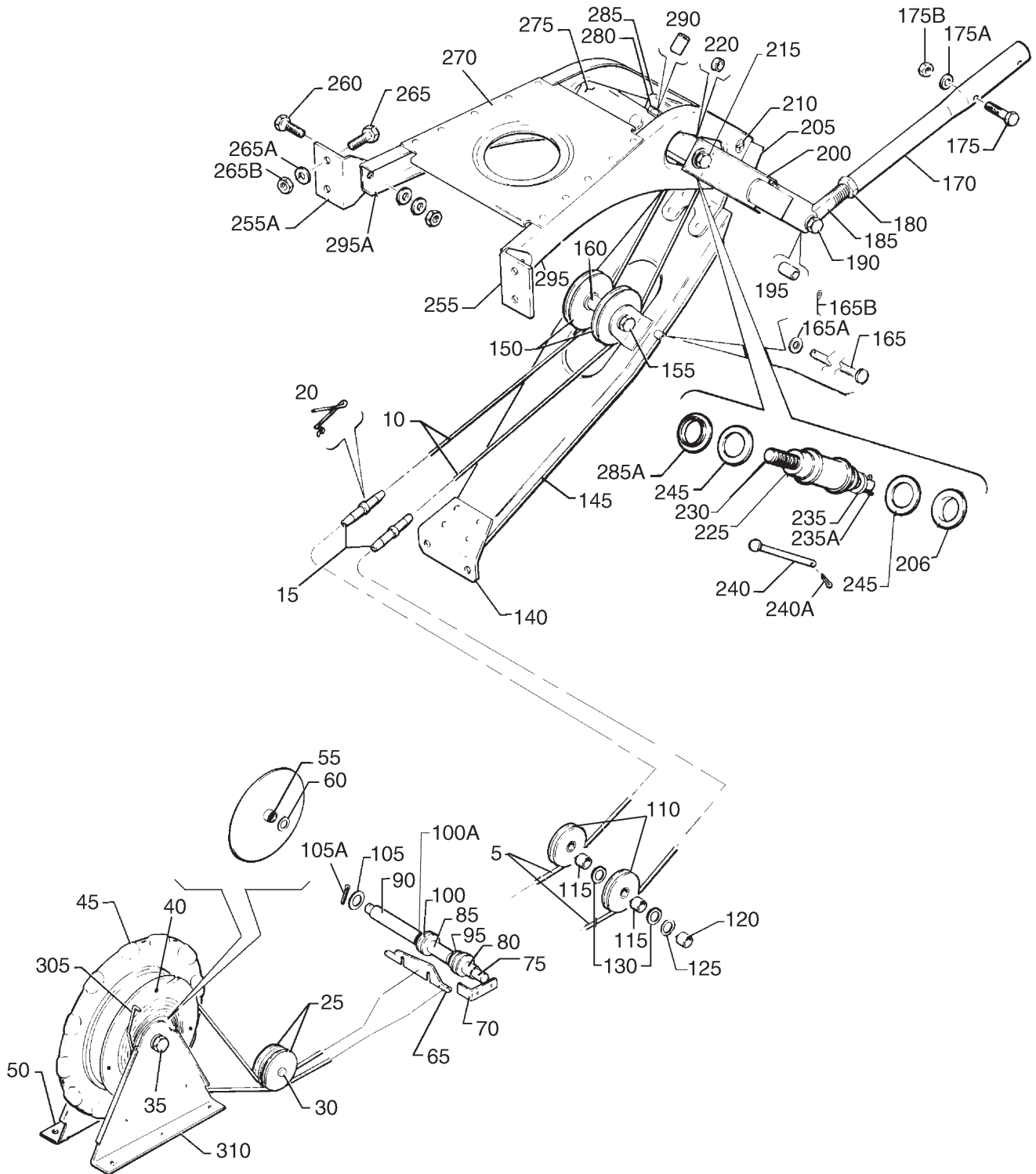


Figure 66. Stabilator Trim Installation

PIPER AIRCRAFT, INC.
PA-34-220T
AIRPLANE PARTS CATALOG

Figure and Index Number	Part Number	Nomenclature	No. Req.	Serial Numbers Affected
66-	37300 (CW) 95990 (P) 85200 (DD)	DRAWING - Control System Installation DRAWING - Stabilator Trim Installation DRAWING - Interior Installation		
5	62701-077	CABLE ASSY - Stabilator Trim, Forward, Right (galvanized) (See Notes 1, 4 and 5)	2	
5	62701-088	CABLE ASSY - Stabilator Trim, Forward, Right (stainless steel, optional) (See Note 4)	2	
-5A	62701-237	CABLE ASSY - Stabilator Trim, Forward, Left (galvanized) (See Notes 1 and 4)	1	3449152 and up
-5A	62701-238	CABLE ASSY - Stabilator Trim, Forward, Left (galvanized) - GFC 700 (See Notes 1 and 5)	1	3449459, 3449492 and up
10	62701-073	CABLE ASSY - Stabilator Trim, Aft (stainless steel) (See Note 4)	2	3447001 thru 3447029; 3449001 thru 3449151
-10A	62701-218	CABLE ASSY - Stabilator Trim, Aft (galvanized) (See Note 4)	2	3449152 and up
15	489-873	TURNBUCKLE	2	
20	554-979	CLIP - (MS21256-1)	4	
25	481-640	PULLEY	2	
30	424-180	PIN - (MS20392-2C23)	1	
-30A	690-609	WASHER - (NAS1149F0332P)	1	
-30B	424-051	COTTER PIN - (MS24665-132)	1	
35	400-450	BOLT - (AN3-17A)	1	
-35A	690-609	WASHER - (NAS1149F0332P) under head	1	
-35B	690-612	WASHER - (NAS1149F0363P) under nut	1	
-35C	690-620	WASHER - (NAS1149F0632P)	AR	
-35D	404-526	NUT - (MS21042-3)	1	
40	419-520	SCREW - (AN531-6R8)	6	
45	68414-003	WHEEL ASSY - Stabilator Trim	1	
50	68486-000	BRACKET - Stabilator Trim	1	
-50A	400-438	BOLT - (AN3-4A)	3	
-50B	690-612	WASHER - (NAS1149F0363P)	3	
-50C	404-526	NUT - (MS21042-3)	3	
55	63900-061	BUSHING	1	
60	62833-037	WASHER	1	
65	96479-002	GUARD - Cable	1	
-65A	415-533	SCREW - (MS35206-243)	2	
70	99834-000	ANGLE ASSY - Cable Guard	1	
-70A	415-533	SCREW - (MS35206-243)	2	
-70B	690-616	WASHER - (NAS1149FN832P)	2	
75	96482-000	SHAFT - Pulley	1	
80	63900-062	BUSHING	1	
85	86700-013	BUSHING	1	
90	63882-067	SLEEVE	1	
95	690-611	WASHER - (NAS1149F0463P)	1	
100	62711-004	PULLEY - Stabilator Trim	2	
100A	690-613	WASHER - (NAS1149F0432P)	1	
105	690-611	WASHER - (NAS1149F0463P)	AR	
105A	424-052	COTTER PIN - (MS24665-134)	2	
110	63955-003	PULLEY - Stabilator Trim	2	
115	62714-004	BEARING - Pulley	2	
120	95061-045	BUSHING - Spacer	1	
125	690-628	WASHER - (NAS1149F0563P)	1	
130	690-619	WASHER - (NAS1149F0532P)	2	
140	96002-000	CLIP - Stabilator Trim	1	

- ITEM NOT ILLUSTRATED

When ordering, always specify Part Number, Description, and Serial Number of Aircraft

PIPER AIRCRAFT, INC.
PA-34-220T
AIRPLANE PARTS CATALOG

Figure and Index Number	Part Number	Nomenclature	No. Req.	Serial Numbers Affected
66-				
145	95266-000	RIB ASSY - Stabilator Trim	1	
150	481-626	PULLEY - (MS20219-2)	2	
155	400-014	BOLT - (AN4-21A)	1	
-155A	690-611	WASHER - (NAS1149F0463P)	2	
-155B	404-530	NUT - (MS21042-4)	1	
160	86102-033	SLEEVE	1	
165	681-121	PIN - (MS20392-2C95)	1	
165A	690-609	WASHER - (NAS1149F0332P)	1	
165B	424-051	COTTER PIN - (MS24665-132)	1	
-165C	96000-000	CLIP	2	
170	96574-000	ROD ASSY - Stabilator Trim	1	
175	401-269	BOLT - (AN3-10A)	2	
175A	690-657	WASHER - (NAS1149D0363H)	2	
175B	404-526	NUT - (MS21042-3)	2	
180	404-325	NUT - (AN316-7R)	1	
185	65254-002	EYE BOLT - Stabilator Trim	1	
190	402-891	BOLT - (NAS464P3-10)	1	
-190A	690-612	WASHER - (NAS1149F0363P) under nut	1	
-190B	690-609	WASHER - (NAS1149F0332P) 1 under head, 1 under nut	2	
-190C	404-392	NUT - (AN320-3)	1	
-190D	424-051	COTTER PIN - (MS24665-132)	1	
-190E	690-628	WASHER - (NAS1149F0563P)	AR	
195	453-879	BUSHING	1	
200	96003-000	LINK ASSY - Stabilator Trim (See Note 2)	1	
205	95999-000	BRACKET ASSY - Stabilator Trim	1	
206	452-413	* BEARING - Barrel Mount	1	
210	410-039	SCREW - (MS24694-S51)	4	
-210A	406-639	NUT PLATE - (NAS698A-3)	4	
215	402-890	BOLT - (NAS464P3A5)	2	
-215A	690-609	WASHER - (NAS1149F0332P)	4	
220	63900-119	BUSHING	2	
225	96596-002	BARREL - Stabilator Trim	1	
230	65246-002	SHAFT - Stabilator Trim	1	
235	690-630	WASHER - (NAS1149F0763P)	1	
235A	424-123	COTTER PIN - (MS24665-368)	1	
240	524-185	PIN - (MS20392-2C85)	2	
240A	424-051	COTTER PIN - (MS24665-132)	2	
245	62833-063	WASHER	AR	
255	95996-000	CLIP - Stabilator Trim, Left	1	
255A	95996-001	CLIP - Stabilator Trim, Right	1	
260	401-266	BOLT - (AN3-5A)	2	
-260A	690-612	WASHER - (NAS1149F0363P)	4	
-260B	404-526	NUT - (MS21042-3)	2	
265	401-266	BOLT - (AN3-5A)	4	
265A	690-612	WASHER - (NAS1149F0363P)	4	
265B	404-526	NUT - (MS21042-3)	4	
270	96269-000	COVER - Stabilator Trim Mount	1	
275	96332-000	YOKE ASSY - Stabilator Trim	1	
280	402-889	BOLT - (NAS464P3-14) (See Note 3)	1	
-280A	690-612	WASHER - (NAS1149F0363P) under head	2	
-280B	690-609	WASHER - (NAS1149F0332P) under nut	1	
-280C	407-800	WASHER - (AN970-3) 1 under head, 1 under nut	2	
-280D	404-392	NUT - (AN320-3)	1	
-280E	424-051	COTTER PIN - (MS24665-132)	1	

- ITEM NOT ILLUSTRATED

When ordering, always specify Part Number, Description, and Serial Number of Aircraft

**PIPER AIRCRAFT, INC.
PA-34-220T
AIRPLANE PARTS CATALOG**

Figure and Index Number	Part Number	Nomenclature	No. Req.	Serial Numbers Affected
66-				
285	96001-000	BRACKET ASSY - Stabilator Trim	1	
285A	452-413	* BEARING - Barrel Mount	1	
290	453-878	BUSHING	1	
295	95991-000	BRACKET - Stabilator Trim, Left	1	
295A	95991-001	BRACKET - Stabilator Trim, Right	1	
305	68488-002	INDICATOR - Stabilator Trim	1	
-305A	411-532	SCREW - (MS35207-263)	1	
310	68739-004	BRACKET ASSY - Trim Tab	1	

NOTES:

1. FOR S-TEC AUTOPILOT INSTALLATION, USE 62701-237 FORWARD STABILATOR TRIM CABLE ASSEMBLY ON LEFT SIDE AND 62701-077 CABLE ASSEMBLY ON RIGHT SIDE FOR SERIAL NUMBERS 3449152 AND UP.
2. REFERENCE PIPER SERVICE BULLETIN 1100, LATEST REVISION.
3. 100% INSPECTION REQUIRED FOR INSTALLATION OF REQUIRED HARDWARE, INCLUDING MS24665-132 COTTER PIN, AFTER STABILATOR TRIM INSTALLATION HAS BEEN COMPLETED.
4. REFERENCE PIPER SERVICE BULLETIN 1048, LATEST REVISION.
5. FOR GFC 700 INSTALLATION, USE 62701-238 FORWARD STABILATOR TRIM CABLE ASSEMBLY ON LEFT SIDE AND 62701-077 CABLE ASSEMBLY ON RIGHT SIDE.

- ITEM NOT ILLUSTRATED

When ordering, always specify Part Number, Description, and Serial Number of Aircraft

PIPER AIRCRAFT, INC.
PA-34-220T
AIRPLANE PARTS CATALOG

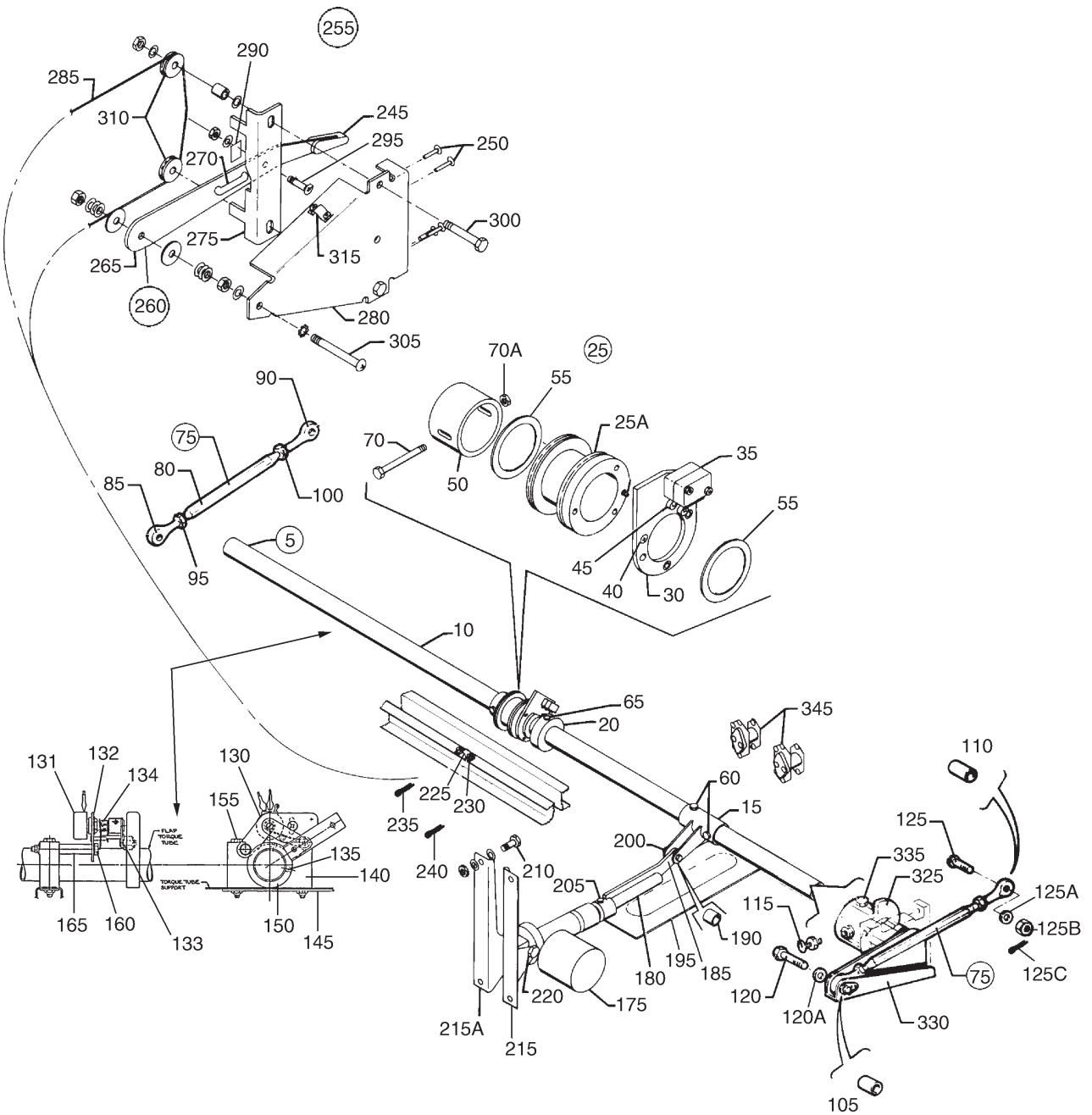


Figure 67. Flap Control Installation

PIPER AIRCRAFT, INC.
PA-34-220T
AIRPLANE PARTS CATALOG

Figure and Index Number	Part Number	Nomenclature	No. Req.	Serial Numbers Affected
67-	37300 (CW)	DRAWING - Control System Installation		
	87766 (AC)	DRAWING - Electric Flaps Installation		
	89422 (D)	DRAWING - Electrical Flap Harness Assy		
	100661 (E)	DRAWING - Potentiometer Assy Flap		
	100708 (E)	DRAWING - Potentiometer Assy Complete		
	100850 (CH)	DRAWING - Fuselage Assy		
5	68451-003	TUBE ASSY - Flap Torque, complete	1	
10	68452-004	* TORQUE TUBE - Flap	1	
15	87765-003	* BELLCRANK ASSY - Flap Torque Tube	1	
20	87765-032	* CAM - Flap Torque Tube	1	
25	87765-033	* SWASH PLATE ASSY	1	
25A	87765-012	** PULLEY - Flap Torque Tube	1	
30	87765-034	** LEVER - Switch, Flap Torque Tube	1	
35	487-925	** SWITCH - Flap Torque Tube	2	
40	414-748	** SCREW - Pulley Attachment (MS24693-S28)	3	
45	451-841	** ACTUATOR - Switch	2	
50	87765-035	* RETAINER - Flap Torque Tube	1	
55	87765-040	* WASHER	2	
60	400-012	* BOLT - Bellcrank Attachment (AN4-17A)	2	
-60A	690-611	* WASHER - (NAS1149F0463P)	6	
-60B	404-530	* NUT - (MS21042-4)	2	
65	486-304	* SCREW - Set (MS51966-112)	2	
70	400-446	* BOLT - Retainer Attachment (AN3-16A)	1	
70A	404-526	* NUT - (MS21042-3)	1	
75	62764-000	ROD ASSY - Flap Tube	2	
80	62764-002	* TUBE - Flap	1	
85	452-335	* BEARING	1	
90	452-336	* BEARING	1	
95	404-322	* NUT - (AN316-4R)	1	
100	404-320	* NUT - (AN316-4L)	1	
105	63900-038	BUSHING - Flap Rod End	2	
110	63900-039	BUSHING - Flap Rod End	2	
115	411-538	SCREW - (MS35207-269)	2	
-115A	404-224	NUT - (AN315-3R)	2	
120	400-443	BOLT - (AN3-12A)	2	
120A	690-612	WASHER - (NAS1149F0363P)	2	
125	400-680	BOLT - (AN23-18)	4	
125A	690-612	WASHER - (NAS1149F0363P)	4	
125B	404-100	NUT - Castle (AN310-3)	4	
125C	424-051	COTTER PIN - (MS24665-132)	4	
130	100708-002	POTENTIOMETER ASSY	1	3449001 thru 3449300
130A	100708-003	POTENTIOMETER ASSY	1	3449459, 3449467 and up
131	100661-003	* POTENTIOMETER ASSY (Reference Piper Service Letter 1078, latest revision)	1	3449001 thru 3449300
131A	100661-004	* POTENTIOMETER ASSY	1	3449459, 3449467 and up
132	100667-002	* PLATE ASSY	1	3449001 and up
133	100589-002	* ARM ASSY	1	3449001 and up
-133A	690-609	* WASHER - (NAS1149F0332P)	2	3449001 and up
-133B	85442-002	* ROLLER	1	3449001 and up
-133C	424-051	* COTTER PIN - (MS24665-132)	1	3449001 and up
-133D	520-018	* SETSCREW - (AN565D832H2)	1	3449001 and up
134	687-901	* SPRING	1	3449001 and up
-134A	690-613	* WASHER - (NAS1149F0432P)	1	3449001 and up
135	520-017	SET SCREW - (AN565E1032H4)	2	3449001 and up

- ITEM NOT ILLUSTRATED

When ordering, always specify Part Number, Description, and Serial Number of Aircraft

PIPER AIRCRAFT, INC.
PA-34-220T
AIRPLANE PARTS CATALOG

Figure and Index Number	Part Number	Nomenclature	No. Req.	Serial Numbers Affected
67-				
140	62745-000	PILLOW BLOCK ASSY (Use 1 for left side, serial numbers 3449001 and up.)	2	
-140A	62745-004	PILLOW BLOCK ASSY	1	3449001 and up
145	62763-002	SUPPORT - Left side only	1	
150	100707-002	ARM ASSY	1	3449001 and up
155	400-448	BOLT - (AN3-22A)	2	
-155A	690-612	WASHER - (NAS1149F0363P)	3	
-155B	404-526	NUT - (MS21042-3)	2	
160	400-455	BOLT - (AN3-23A)	2	3449001 and up
-160A	690-609	WASHER - (NAS1149F0332P)	4	3449001 and up
-160B	404-534	NUT - (MS21042L3)	2	3449001 and up
165	68699-020	SPACER	2	3449001 and up
175	552-615	ACTUATOR - Flap	1	
180	87765-002	ROD ASSY - Flap Actuator	1	
185	87765-009	* ACTUATOR ROD END	1	
190	452-744	* BEARING - Actuator Rod End	1	
195	87765-013	COVER - Flap Actuator	1	
200	401-310	BOLT - (AN4-10A)	1	
-200A	690-611	WASHER - Inner (NAS1149F0463P)	2	
-200B	690-613	WASHER - (NAS1149F0432P) (under nut)	1	
-200C	406-945	NUT - (NAS679A4W)	1	
205	486-304	SCREW - Set (MS51966-112)	2	
210	400-003	BOLT - Actuator mounting Bracket Attachment (AN4-6A)	4	
-210A	690-611	WASHER - (NAS1149F0463P)	8	
-210B	406-945	NUT - (NAS679A4W)	4	
215	87765-005	BRACKET - Actuator Mounting, Left	1	
215A	87765-006	BRACKET - Actuator Mounting, Right	1	
220	400-012	BOLT - (AN4-17A)	1	
-220A	690-611	WASHER - (NAS1149F0463P)	2	
-220B	63900-172	BUSHING	1	
-220C	690-629	WASHER - (NAS1149F0663P)	3	
-220D	406-945	NUT - (NAS679A4W)	1	
-220E	690-620	WASHER - (NAS1149F0632P)	1	3449001 and up
225	66853-000	CLAMP - Cable	2	
230	415-533	SCREW - Clamp Attachment (MS35206-243)	4	
-230A	690-618	WASHER - (NAS1149FN816P)	4	
235	424-052	COTTER PIN - Cable Guard (MS24665-134)	1	
240	424-053	COTTER PIN - Cable Guard (MS24665-136)	1	
245	85096-002	KNOB - Flap Selector Lever	1	
-245A	514-748	SCREW - Knob Attachment (PS10084-25-2)	2	
250	515-714	SCREW - Flap Selector Bracket Attachment	4	3447001 thru 3447029 3449001 thru 3449458, 3449460 thru 3449466
250	414-762	SCREW - Flap Selector Bracket Attachment (MS24693-S51)	4	3449459, 3449492 and up
255	87765-046	SELECTOR ASSY	1	
255	87765-049	SELECTOR ASSY	1	3449459, 3449467 and up
260	87765-024	* LEVER ASSY	1	
265	87765-026	** LEVER - Flap Selector	1	
270	87765-025	** BAR - Detent, Flap Lever	1	
275	87765-045	* BRACKET - Detent, Flap Selector	1	
280	87765-018	* BRACKET ASSY - Flap Selector	1	
285	87765-041	* CABLE ASSY - Flap Selector	1	
285	87765-048	* CABLE ASSY - Flap Selector	1	3449459, 3449492, and up
290	106735-004	* CLAMP	1	
295	401-266	* BOLT - (AN3-5A)	1	3449042 and up

- ITEM NOT ILLUSTRATED

When ordering, always specify Part Number, Description, and Serial Number of Aircraft

PIPER AIRCRAFT, INC.
PA-34-220T
AIRPLANE PARTS CATALOG

Figure and Index Number	Part Number	Nomenclature	No. Req.	Serial Numbers Affected
67-				
295	400-438	* BOLT - (AN3-4A)	1	3447001 thru 3447029; 3449001 thru 3449041
295A	690-609	* WASHER - (NAS1149F0332P)	1	
-295B	404-526	* NUT - (MS21042-3)	1	
300	400-444	* BOLT - (AN3-13A)	2	
-300A	690-609	* WASHER - (NAS1149F0332P)	4	
-300B	95061-192	* SPACER	2	
-300C	404-526	* NUT - (MS21042-3)	2	
305	411-537	* SCREW - (MS35207-268) - Lever Assy Retaining	1	
-305A	408-100	* WASHER - (MS35335-32)	2	
-305B	404-224	* NUT - (AN315-3R)	2	
-305C	690-612	* WASHER - (NAS1149F0363P)	3	
-305D	690-609	* WASHER - (NAS1149F0332P)	1	
-305E	407-800	* WASHER - (AN970-3)	2	
-305F	408-813	* WASHER - Spring	2	
-305G	404-526	* NUT - (MS21042-3)	1	
310	62711-004	* PULLEY - Flap Selector Cable	2	
315	66853-000	* CLAMP	2	
-315A	415-533	* SCREW - Clamp attachment (MS35206-243)	4	
-315B	690-618	* WASHER - (NAS1149FN816P)	4	
-315C	404-529	* NUT - (MS21042-08)	4	
325	62856-000	FITTING ASSY - Left	1	
-325A	62856-001	FITTING ASSY - Right	1	
330	62727-000	WELD ASSY - Flap Torque Tube, Left	1	
-330A	62727-001	WELD ASSY - Flap Torque Tube, Right	1	
335	401-318	BOLT - (AN4-20A)	4	
-335A	690-611	WASHER - (NAS1149F0463P)	4	
-335B	404-526	NUT - (MS21042-3)	4	
345	584-017	CONTACTOR - Relay Flap Actuator (Reference Piper Service Letter 1116, latest revision)	2	
-350	89422-004	HARNESS ASSY - Electric Flaps	1	3449459, 3449467 and up
-355	87539-003	HARNESS ASSY - Electric Flaps	1	3449459, 3449467 and up

- ITEM NOT ILLUSTRATED

When ordering, always specify Part Number, Description, and Serial Number of Aircraft

PIPER AIRCRAFT, INC.
PA-34-220T
AIRPLANE PARTS CATALOG

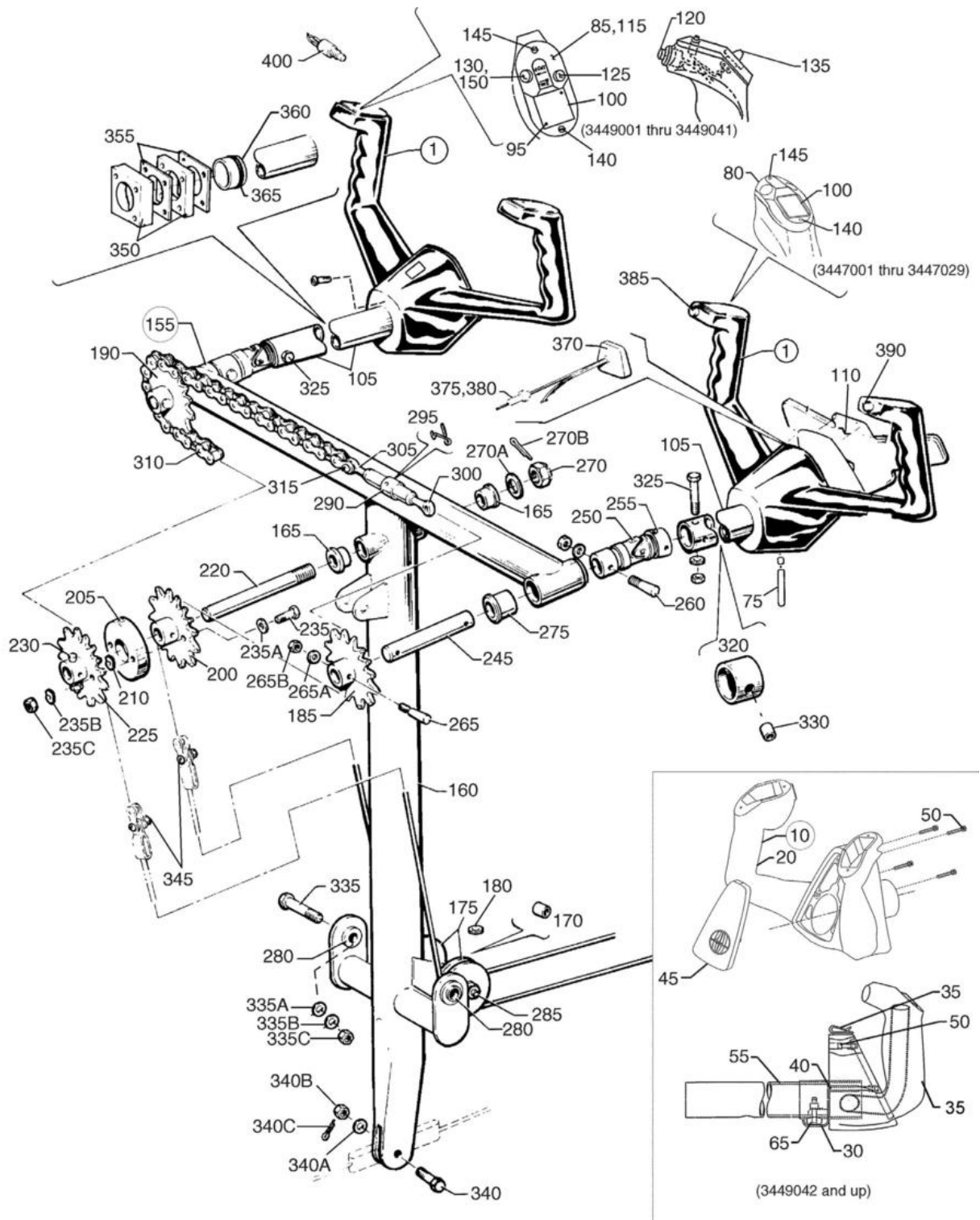


Figure 68. Control Wheel Installation

PIPER AIRCRAFT, INC.
PA-34-220T
AIRPLANE PARTS CATALOG

Figure and Index Number	Part Number	Nomenclature	No. Req.	Serial Numbers Affected
68-	37300 (CW)	DRAWING - Control System Installation		
1	85292-012	CONTROL WHEEL ASSY - No switches	2	3447001 thru 3447029
5	85292-018	CONTROL WHEEL ASSY - Copilot w/mic switch	1	3449001 thru 3449041
5	85292-020	CONTROL WHEEL ASSY - Pilot w/KFC-150 A/P Mic & Ident switches)	1	3449001 thru 3449041
10	100572-002	* CONTROL WHEEL ASSY - Complete	2	3449042 and up
-15	-----	DELETED		
20	100572-004	** CONTROL WHEEL ASSY - No switches	1	3449042 and up
-25	-----	DELETED		
30	104687-002	*** RETAINER CLIP (Reference Piper Service Bulletin 1139, latest revision)	1	3449042 and up
35	599-616	*** CONTROL WHEEL	1	3449042 and up
40	416-390	*** SCREW - (MS24693S40) (Reference Piper Service Bulletin 1139, latest revision)	2	3449042 and up
45	46F25V014-001	*** MEDALLION ASSY - Control Wheel	1	3449042 and up
-45A	86092-112	**** PIN	1	3449042 and up
-45B	95061-318	**** BUSHING	1	3449042 and up
-45C	687-945	**** TORSION SPRING	1	3449042 and up
50	520-025	*** SCREW - Cap (MS16997-22)	2	3449042 and up
55	100571-002	** TUBE ASSY	1	3449042 and up
-60	101118-003	** SPACER ASSY (Reference Piper Service Bulletin 1139, latest revision)	1	
65	101105-002	** SPACER - Control wheel shaft	1	3449042 and up
-65A	410-047	** SCREW - (MS24694-S60) (Reference Piper Service Bulletin 1139, latest revision)	1	3449042 and up
-70	420-706	* RIVET - (AN426-AD3-7) (Reference Piper Service Bulletin 1139, latest revision)	1	
75	67321-000	* PIN	1	3447001 thru 3447029; 3449001 thru 3449041
80	82940-002	* CAP	2	3447001 thru 3447029; 3449001 thru 3449041
85	82974-002	* CAP - (Pilot w/KFC-150) Mic	1	3449001 thru 3449041
-90	82974-004	* CAP - (Pilot w/KFC-150) Ident	1	3449001 thru 3449041
95	414-600	* SCREW - (Pilot w/KFC-150)	2	3449001 thru 3449041
100	82940-003	* PLUG	AR	3447001 thru 3447029; 3449001 thru 3449041
105	68558-009	* TUBE	1	3447001 thru 3447029; 3449001 thru 3449041
110	89940-006	* COVER ASSY	1	3447001 thru 3447029
110	89940-007	* COVER ASSY - Pilot and Copilot	1	3449001 thru 3449041
115	82974-008	* CAP - Copilot w/mic switch	1	3449001 thru 3449041
120	553-571	* BUTTON PLUG	1	3447001 thru 3447029
120	84549-006	* SWITCH ASSY - (A/P Disc) (Pilot w/KFC-150)	1	3449001 thru 3449041
125	84549-004	* SWITCH ASSY - Mic	1	3449001 thru 3449041
130	84549-003	* SWITCH ASSY - Ident (Pilot w/KFC-150)	1	3449001 thru 3449041
135	84549-007	* SWITCH ASSY - Trim & CWS (Pilot w/KFC-150)	1	3449001 thru 3449041
140	415-421	* SCREW - (MS35198-7)	2	3447001 thru 3447029; 3449001 thru 3449041
145	414-690	* SCREW - (AN505B2R6)	2	3447001 thru 3447029; 3449001 thru 3449041
150	553-570	* HOLE PLUG - Copilot	1	3449001 thru 3449041

- ITEM NOT ILLUSTRATED

When ordering, always specify Part Number, Description, and Serial Number of Aircraft

PIPER AIRCRAFT, INC.
PA-34-220T
AIRPLANE PARTS CATALOG

Figure and Index Number	Part Number	Nomenclature	No. Req.	Serial Numbers Affected
68-155	28F40A001-025	TEE BAR ASSY	1	3447001 thru 3447029; 3449001 thru 3449310, 3449312 thru 3449322, 3449324, 3449325, 3449410, 3449415 thru 3449419, 3449421 thru 3449466
155	28F40A001-026	TEE BAR ASSY	1	3449311, 3449323, 3449326 thru 3449409, 3449411 thru 3449414, 3449420, 3449459, 3449467 and up
160	62703-038	* TEE BAR	1	
165	452-372	** BEARING	2	
170	62712-004	* BUSHING - Aileron Pulley	2	
175	481-651	* PULLEY - (MS20220-1)	2	
180	690-611	* WASHER - (NAS1149F0463P)	4	
185	62839-000	* SPROCKET ASSY	1	
190	62845-002	* SPROCKET	1	
-195	63409-002	* SPROCKET ASSY	1	
200	62778-000	** SPROCKET	1	
205	62782-000	** SPACER	1	
210	62784-000	** WASHER	2	
-215	63405-002	** SHAFT ASSY	1	
220	69077-000	*** SHAFT	1	
225	63404-000	*** SPROCKET	1	
230	480-730	*** PIN - TAPER (AN386-1-6A)	1	
-230A	494-093	*** WASHER - (AN975-3)	1	
-230B	690-612	*** WASHER - (NAS1149F0363P) (ALT PART FOR AN975-3)	1	
-230C	404-526	*** NUT - (MS21042-3)	1	
235	401-269	** BOLT - (AN3-10A)	2	
235A	690-609	** WASHER - (NAS1149F0332P)	2	
235B	690-612	** WASHER - (NAS1149F0363P)	2	
235C	404-526	** NUT - (MS21042-3)	2	
-240	68028-003	* SHAFT ASSY	2	
245	62716-007	** SHAFT (Reference Piper Service Bulletin 1197, latest revision)	1	
250	62834-002	** UNIVERSAL JOINT (Reference Piper Service Bulletin 1197, latest revision)	1	
255	68557-000	** BUSHING	1	
260	480-730	** PIN - TAPER - (AN386-1-6A) (Reference Piper Service Bulletin 1197, latest revision)	1	
-260A	494-093	** WASHER - (AN975-3) (Reference Piper Service Bulletin 1197, latest revision)	1	
-260B	690-612	** WASHER - (NAS1149F0363P) (ALT PART FOR AN975-3) (Reference Piper Service Bulletin 1197, latest revision)	1	
-260C	406-443	** NUT - (NAS679A3W)	1	
265	480-730	* PIN - TAPER (AN386-1-6A)	2	
265A	494-093	* WASHER - (AN975-3)	2	
265B	404-526	* NUT - (MS21042-3)	2	
270	404-104	* NUT - (AN310-7)	1	
270A	690-630	* WASHER - (NAS1149F0763P)	1	
270B	424-060	* COTTER PIN - (MS24665-285)	1	
275	452-389	* BEARING	4	

- ITEM NOT ILLUSTRATED

When ordering, always specify Part Number, Description, and Serial Number of Aircraft

PIPER AIRCRAFT, INC.
PA-34-220T
AIRPLANE PARTS CATALOG

Figure and Index Number	Part Number	Nomenclature	No. Req.	Serial Numbers Affected
68-				
280	452-388	* BEARING	2	
285	401-333	* BOLT - (AN4-35A)	1	
-285A	690-611	* WASHER - (NAS1149F0463P)	1	
-285B	404-530	* NUT - (MS21042-4)	1	
290	489-910	TURNBUCKLE	1	
295	554-979	CLIP - (MS21256-1)	2	
300	62840-002	EYE-TURNBUCKLE	1	
305	62840-003	EYE-TURNBUCKLE	1	
310	62858-006	CHAIN	2	
315	400-680	BOLT - (AN23-18)	2	
-315A	690-640	WASHER - (NAS1149FN632P)	2	
-315B	404-391	NUT - (AN320-1)	2	
-315C	424-041	COTTER PIN - (MS24665-5)	2	
-315D	82732-076	BUSHING	2	
320	67193-005	STOP	1	
325	66546-000	BOLT	4	
-325A	690-609	WASHER - (NAS1149F0332P)	4	
-325B	404-526	NUT - (MS21042-3)	4	
330	553-778	BUSHING	2	
335	401-310	BOLT - (AN4-10A)	2	
335A	62833-086	WASHER - Right side	2	
335B	62833-085	WASHER - Left side	2	
335C	404-530	NUT - (MS21042-4)	2	
340	400-056	BOLT - (AN3-11)	1	
340A	690-612	WASHER - (NAS1149F0363P)	1	
340B	404-392	NUT - (AN320-3)	1	
340C	424-051	COTTER PIN - (MS24665-132)	1	
345	400-653	BOLT - (AN21-9)	2	
-345A	82732-076	BUSHING	2	
-345B	404-391	NUT (AN320-1)	2	
-345C	424-041	COTTER PIN - (MS24665-5)	2	
350	68272-002	PLATE	REF	
		(See figure 9 for additional components.)		
355	68272-003	PLATE	REF	
		(See figure 9 for additional components.)		
360	68273-002	BUSHING	REF	
		(See figure 9 for additional components.)		
365	484-792	O-RING - (MS28775-218)	REF	
		(See figure 9 for additional components.)		
370	548-561	CLOCK	1	
375	465-258	FUSEHOLDER	1	
380	461-629	FUSE - 5A	1	
385	84549-003	SWITCH - Ident	2	
390	84549-006	SWITCH - Autopilot Disc	1	

- ITEM NOT ILLUSTRATED

When ordering, always specify Part Number, Description, and Serial Number of Aircraft

PIPER AIRCRAFT, INC.
PA-34-220T
AIRPLANE PARTS CATALOG

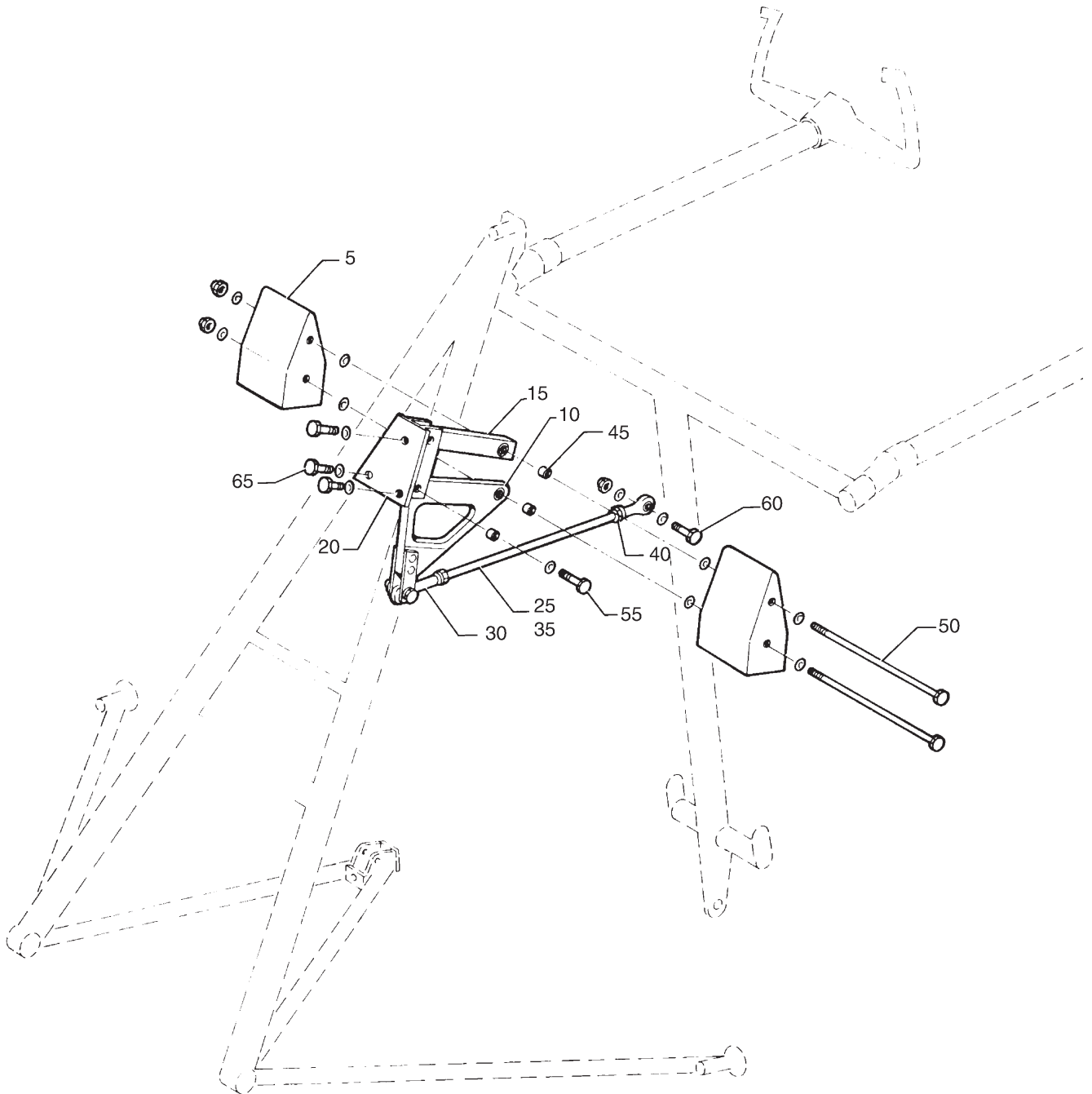


Figure 69. Bobweight Installation

PIPER AIRCRAFT, INC.
PA-34-220T
AIRPLANE PARTS CATALOG

Figure and Index Number	Part Number	Nomenclature	No. Req.	Serial Numbers Affected
69-	37300 (CW)	DRAWING - Control System Installation		
5	37638-006	BOBWEIGHT ASSY	2	
10	37643-000	LINK ASSY - Bobweight	1	
15	37641-005	LINK ASSY - Bobweight	1	
20	37635-003	SUPPORT ASSY - Bobweight	1	
25	37633-000	PUSHROD ASSY - Bobweight	1	
30	452-616	* BEARING - Rod End	2	
35	37633-002	* ROD - Bobweight	1	
40	404-225	* NUT - (AN315-4R)	2	
45	95061-122	BUSHING	2	
50	400-485	BOLT - (AN3-62A)	2	
-50A	690-609	WASHER - (NAS1149F0332P)	AR	
-50B	404-526	NUT - (MS21042-3)	2	
55	400-870	BOLT - (AN23-18A)	2	
-55A	690-612	WASHER - (NAS1149F0363P)	2	
-55B	404-526	NUT - (MS21042-3)	2	
-55C	95061-122	BUSHING	2	
60	401-269	BOLT - (AN3-10A)	2	
-60A	690-609	WASHER - (NAS1149F0332P)	AR	
-60B	404-526	NUT - (MS21042-3)	2	
65	401-266	BOLT - (AN3-5A)	3	3447001 thru 3447029
-65A	400-438	BOLT - (AN3-4A)	3	3449001 and up
-65B	690-612	WASHER - (NAS1149F0363P)	3	

- ITEM NOT ILLUSTRATED

When ordering, always specify Part Number, Description, and Serial Number of Aircraft

PIPER AIRCRAFT, INC.
PA-34-220T
AIRPLANE PARTS CATALOG

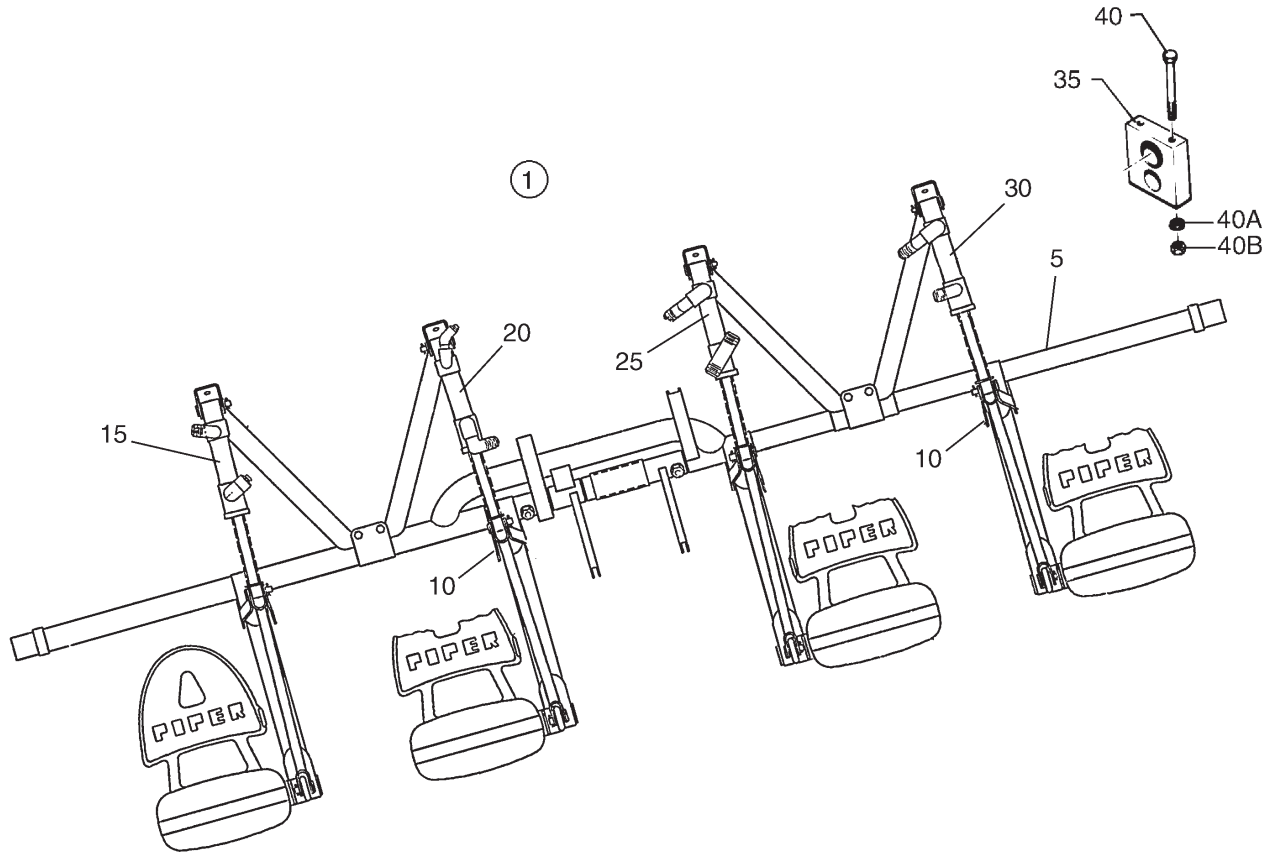


Figure 70. Rudder Pedal Installation

PIPER AIRCRAFT, INC.
PA-34-220T
AIRPLANE PARTS CATALOG

Figure and Index Number	Part Number	Nomenclature	No. Req.	Serial Numbers Affected
70-	37300 (CW)	DRAWING - Control System Installation		
1	95391-004	RUDDER PEDAL ASSY - Complete (See Note 1)	1	
5	95385-004	* CONTROL ASSY	1	
10	63470-001	* ARM	2	
15	63481-007	* FITTING ASSY	1	
20	63481-027	* FITTING ASSY	1	
25	63481-026	* FITTING ASSY	1	
30	63481-025	* FITTING ASSY	1	
35	95885-000	BEARING ASSY - Rudder Bar Support	2	
-35A	-----	DELETED		
40	400-457	BOLT - (AN3-32A)	4	
40A	690-612	WASHER - (NAS1149F0363P)	4	
40B	404-526	NUT - (MS21042-3)	4	

NOTES:

1. SEE FIGURE 33 FOR ADDITIONAL COMPONENTS.

- ITEM NOT ILLUSTRATED

When ordering, always specify Part Number, Description, and Serial Number of Aircraft

**PIPER AIRCRAFT, INC.
PA-34-220T
AIRPLANE PARTS CATALOG**

THIS PAGE INTENTIONALLY LEFT BLANK

**SECTION X
HYDRAULIC SYSTEM GROUP**

PIPER AIRCRAFT, INC.
PA-34-220T
AIRPLANE PARTS CATALOG

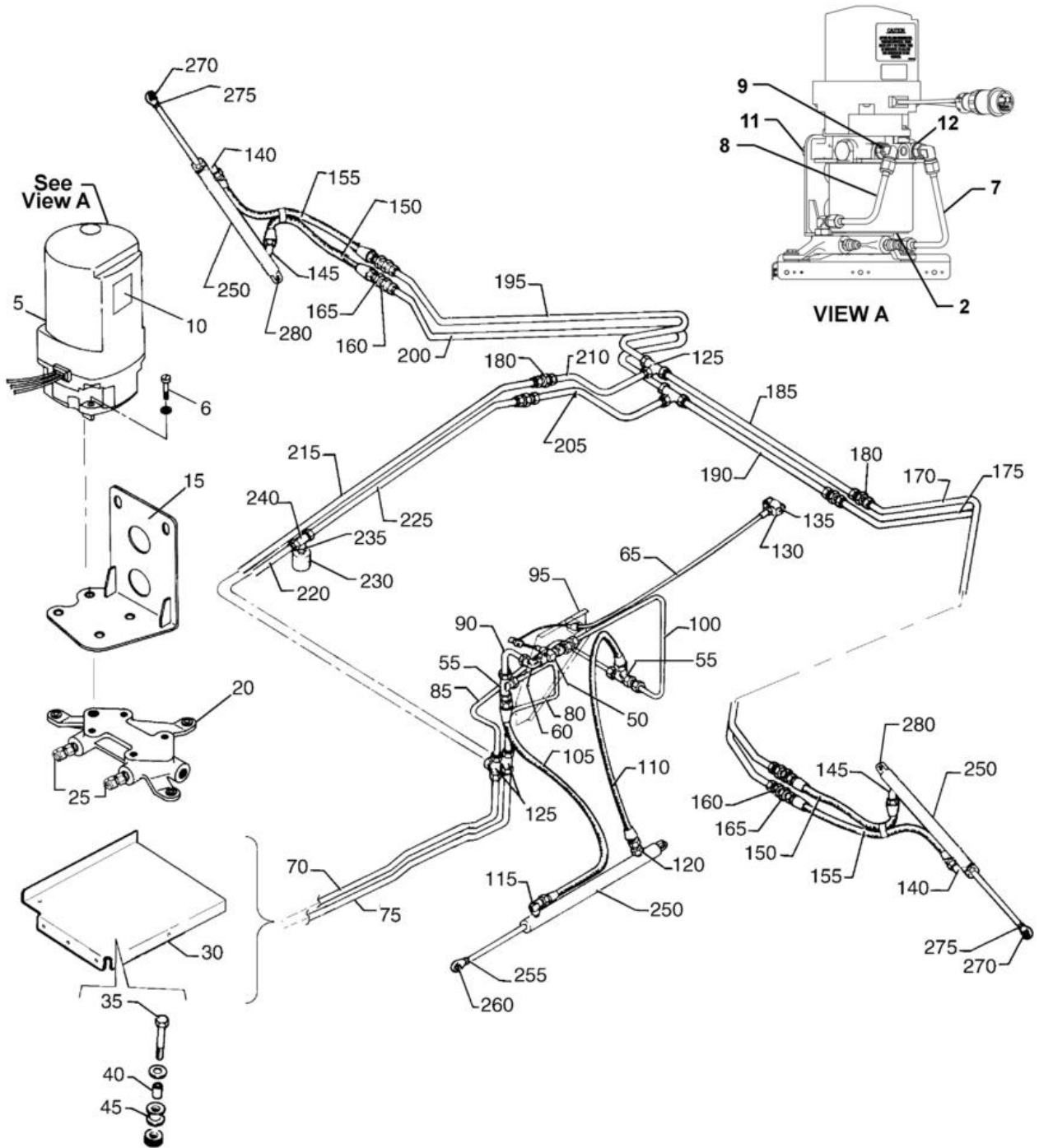


Figure 71. Hydraulic System Installation

PIPER AIRCRAFT, INC.
PA-34-220T
AIRPLANE PARTS CATALOG

Figure and Index Number	Part Number	Nomenclature	No. Req.	Serial Numbers Affected
71-	79854 (V)	DRAWING - Hydraulic System Installation		
	39460 (U)	DRAWING - Nose Gear Installation		
	39485 (W)	DRAWING - Main Gear Installation		
	38992 (N)	DRAWING - Pump Assy - Hydraulic		
-1	96110-006	HYDRAULIC PUMP ASSY	1	3447001 thru 3447029 3449001 thru 3449504
-1	107258-001	HYDRAULIC PUMP ASSY	1	3449505 and up
-1A	38992-011	* PUMP ASSY - Hydraulic	1	3447001 thru 3447029 3449001 thru 3449504
-1A	107258-002	* PUMP ASSY - Hydraulic	1	3449505 and up
-1B	38998-007	** PUMP ASSY - Hydraulic	1	3447001 thru 3447029 3449001 thru 3449504
-1B	107258-003	** PUMP ASSY - Hydraulic	1	3449505 and up
2	38992-009	*** PAD	1	
5	481-880	*** PUMP - Hydraulic	1	
6	414-588	** SCREW - (MS24693-S298)	4	
7	83744-138	** TUBE ASSY	1	
8	83744-139	** TUBE ASSY	1	
9	01970-002	** FITTING ASSY - Resistor	1	
10	683-208	** PLACARD - CAUTION AFTER FILLING RESERVOIR ... (87369-072) (See Figure 104)	REF	
11	401-986	** BOLT - (MS20074-06-05)	2	
-11A	690-629	** WASHER - (NAS1149F0663P)	4	
12	559-013	** ELBOW - (MS51527B4)	3	
-12A	484-950	** O-RING - (MS28778-4	4	
15	38996-002	** BRACKET ASSY - Hydraulic Pump Mount	1	
20	38995-002	** PAD - Hydraulic Pump Mount	1	
25	476-648	* NIPPLE - (AN816-4D)	2	
30	95741-000	* DECK ASSY - Hydraulic Pump	1	
35	400-441	* BOLT - (AN3-7A)	3	
-35A	494-192	* WASHER - (5712-45-63)	6	
40	65003-030	* BUSHING	3	
45	434-120	* GROMMET - (MS35489-64)	3	
50	492-303	VALVE ASSY - Landing Gear Free Fall, Complete	1	
55	488-311	TEE - (AN804-4D)	2	
60	458-894	ELBOW - (MS20822-4D)	1	
65	63902-031	CABLE ASSY - Landing Gear Free Fall Valve	1	
70	95153-039	TUBE ASSY - Gear Extension Line	1	
75	95153-040	TUBE ASSY - Gear Retraction Line	1	
80	86238-114	TUBE ASSY - Nose Gear Extension Line	1	
85	86238-051	TUBE ASSY - Nose Gear Retraction Line	1	
90	86238-112	TUBE ASSY - Nose Gear Extension Line	1	
95	79845-002	BRACKET ASSY	1	
-95A	400-438	BOLT - (AN3-4A)	3	
-95B	690-612	WASHER - (NAS1149F0363P)	3	
-95C	404-526	NUT - (MS21042-3)	3	
100	86238-113	TUBE ASSY - Nose Gear Retraction Line	1	
105	63901-009	HOSE ASSY - Nose Gear Extension Port	1	
110	63901-030	HOSE ASSY - Nose Gear Retraction Port	1	
115	79847-002	ELBOW - Restricted	1	
120	79846-002	NIPPLE - Restricted	1	
125	488-320	TEE - (AN824-4D)	4	
130	96166-000	CLIP - Retainer	1	
135	96167-000	BAIL - Cable Knob	1	
140	458-894	ELBOW - (MS20822-4D)	2	

- ITEM NOT ILLUSTRATED

When ordering, always specify Part Number, Description, and Serial Number of Aircraft

PIPER AIRCRAFT, INC.
PA-34-220T
AIRPLANE PARTS CATALOG

Figure and Index Number	Part Number	Nomenclature	No. Req.	Serial Numbers Affected
71-				
145	558-806	ELBOW - (MS20823-4D)	2	
150	63901-009	HOSE ASSY - Main Gear Cylinder Extension Ports	2	
155	63901-028	HOSE ASSY - Main Gear Cylinder Retraction Ports	2	
160	491-060	UNION - (AN832-4D)	4	
165	477-618	NUT - (AS5178D04)	4	
-165A	690-630	WASHER - (NAS1149F0763P)	8	
170	95153-051	TUBE ASSY - Main Gear Extension Line	1	
175	95153-052	TUBE ASSY - Main Gear Retraction Line	1	
180	491-050	UNION - (AN815-4D)	4	
185	95153-047	TUBE ASSY - Main Gear Extension Line	1	
190	95153-048	TUBE ASSY - Main Gear Retraction Line	1	
195	95153-049	TUBE ASSY - Main Gear Extension Line	1	
200	95153-050	TUBE ASSY - Main Gear Retraction Line	1	
205	95153-045	TUBE ASSY - Main Gear Retraction Line	1	
210	95153-046	TUBE ASSY - Main Gear Extension Line	1	
215	67700-161	TUBE ASSY - Main Gear Extension Line	1	
220	67700-162	TUBE ASSY - Main Gear Retraction Line	1	
225	95153-073	TUBE ASSY - Main Gear Retraction Line	1	
230	587-847	SWITCH - Pressure	1	
230	602-676	SWITCH - Pressure	1	
235	455-173	COUPLING - (AN910-1D)	1	
240	691-220	TEE	1	
250	558-010	CYLINDER - Hydraulic (96860-003) (See Note 1)	3	
255	404-321	CHECK NUT - Nose Gear Cylinder (AN316-C4R)	1	
260	452-729	ROD END - Nose Gear Cylinder	1	
270	452-334	ROD END - Main Gear Cylinder	2	
275	404-225	NUT - Main Gear Cylinder (AN315-4R)	2	
280	424-187	PIN - (MS20392-2C37)	1	
-280A	690-612	WASHER - (NAS1149F0363P)	1	
-280B	424-052	COTTER PIN - (MS24665-134)	1	

NOTES:

1. 558-010 (96860-003) REPLACES 455-994 (96860-002) HYDRAULIC CYLINDER. USE SEAL REPLACEMENT KIT 652-363. ALSO, REFERENCE PIPER SERVICE BULLETIN 1023, LATEST REVISION.

- ITEM NOT ILLUSTRATED

When ordering, always specify Part Number, Description, and Serial Number of Aircraft

**PIPER AIRCRAFT, INC.
PA-34-220T
AIRPLANE PARTS CATALOG**

**SECTION XI
ENVIRONMENTAL GROUP**

PIPER AIRCRAFT, INC.
PA-34-220T
AIRPLANE PARTS CATALOG

Figure and Index Number	Part Number	Nomenclature	No. Req.	Serial Numbers Affected
72-	37069 (AB) 37164 (AA) 36736 (S) 37162 (B)	DRAWING - Heat and Defrost System Installation (Complete) DRAWING - Combustion Heater Installation DRAWING - Defroster Blower Installation DRAWING - Inlet Installation		
1	691-706	HEATER ASSY - (91E88-1(IS)) (See Figure 73 For Component Parts)	REF	
-1A	691-700	HEATER ASSY - (91E88-1(EL))	1	
5	689-941	COMBUSTION AIR BLOWER ASSY - (Janitrol) (See Figure 74 For Component Parts)	REF	
-5A	599-405	COMBUSTION AIR BLOWER ASSY - (C & D Airmotive)	1	
10	78444-000	SHROUD - Heater Exhaust	1	
15	95153-119	TUBE ASSY - Heater Drain	1	
15A	434-124	GROMMET - (MS35489-7)	1	3449152 and up
20	63904-081	HOSE - Heater Drain	1	
25	63904-082	HOSE - Heater Drain	1	
30	63633-140	HOSE - Air Duct	1	
35	37164-002	CLAMP - Heater	1	
-35A	411-534	SCREW - (MS35207-265)	2	
-35B	690-614	WASHER - (NAS1149C0332R)	2	
-35C	404-526	NUT - (MS21042-3)	2	
40	37164-003	CLAMP - Heater	1	
-40A	411-534	SCREW - (MS35207-265)	2	
-40B	690-614	WASHER - (NAS1149C0332R)	2	
-40C	404-526	NUT - (MS21042-3)	2	
45	554-719	CLAMP	2	
50	554-575	CLAMP	4	
55	554-945	CLAMP	1	
60	476-648	NIPPLE - (AN816-4D)	1	
65	37164-010	TUBE - Heater Exhaust	1	
-65A	415-518	SCREW - (MS35206-228)	2	
-65B	404-528	NUT - (MS21042-06)	2	
70	78442-002	TUBE - Air Inlet, Combustion Heater (Janitrol)	1	
-70A	78442-003	TUBE - Air Inlet, Combustion Heater (C & D Airmotive)	1	
-70B	424-164	PIN - (MS20392-1C55)	4	
-70C	690-640	WASHER - (NAS1149FN632P)	2	
-70D	424-051	COTTER PIN - (MS24665-132)	4	
75	78293-000	THERMOSTAT ASSY - (Janitrol)	1	
-75A	78293-002	THERMOSTAT ASSY - (C & D Airmotive)	1	
80	602-218	HOUR METER	1	
85	654-104	CLAMP - (MS21919-WDG32)	2	
90	415-533	SCREW - (MS35206-243)	1	
95	84280-002	BLOWER ASSY - Defroster	1	
100	36736-015	SPACER	2	
-100A	411-544	SCREW - (MS35207-275)	2	
-100B	690-612	WASHER - (NAS1149F0363P)	2	
-105	36736-012	TUBE ASSY	1	3449001 thru 3449310, 3449312, 3449322, 3449324, 3449325 (without Entegra/G600)
110	36736-013	* TUBE - Defroster Air	2	
115	101890-004	DUCT ASSY - Defrost - left	1	3449311, 3449323, 3449326 and up (with Entegra)
115	107277-004	DUCT ASSY - Defrost - left	1	3449459, 3449467 and up
-115A	107277-003	* TUBE	1	3449459, 3449467 and up

- ITEM NOT ILLUSTRATED

When ordering, always specify Part Number, Description, and Serial Number of Aircraft

PIPER AIRCRAFT, INC.
PA-34-220T
AIRPLANE PARTS CATALOG

Figure and Index Number	Part Number	Nomenclature	No. Req.	Serial Numbers Affected
72-				
-115B	107277-002	DUCT - Left	1	3449459, 3449467 and up
-115C	159-245	WIRE CLOTH	AR	3449459, 3449492 and up
116	101890-005	DUCT ASSY - Defrost - right	1	3449311, 3449323, 3449326 and up (with Entegra)
-116A	62833-125	WASHER - (494-317)	12	3449311, 3449323, 3449326 and up (with Entegra/G600)
-116B	159-245	WIRE CLOTH	AR	3449459, 3449492 and up
120	65318-000	OUTLET - Defrost Air	2	3449001 thru 3449310, 3449312 thru 3449322, 3449324, 3449325 (without Entegra/G600)
-120A	486-220	SCREW	4	3449001 thru 3449310, 3449312 thru 3449322, 3449324, 3449325 (without Entegra/G600)
-120B	690-616	WASHER - (NAS1149FN832P)	4	3449001 thru 3449310, 3449312 thru 3449322, 3449324, 3449325 (without Entegra/G600)
-120C	477-729	NUT - (MS20341-8S)	4	3449001 thru 3449310, 3449312 thru 3449322, 3449324, 3449325 (without Entegra/G600)
125	63633-112	HOSE - Defrost Duct	1	3449001 thru 3449310, 3449312 thru 3449322, 3449324, 3449325 (without Entegra)
130	63633-191	HOSE - Defrost Duct	1	3449001 thru 3449310, 3449312 thru 3449322, 3449324, 3449325 (without Entegra)
135	554-865	CLAMP	4	
140	37491-000	INLET ASSY - Heater Air	1	
145	78375-002	* VALVE ASSY	1	
-145A	416-381	** SCREW - (MS35206-324)	2	
-145B	690-622	** WASHER - (NAS1149FN432P)	2	
150	451-827	** ACTUATOR	1	
155	487-925	** SWITCH	2	
160	37492-000	* AIR INTAKE ASSY	1	
165	37493-000	GASKET - Air Inlet, Heater	1	
-165A	494-101	WASHER - (PS10092-1-2C)	2	
-165B	690-616	WASHER - (NAS1149FN832P)	2	
-165C	414-763	SCREW - (MS24693-S50)	2	
-165D	404-529	NUT - (MS21042-08)	2	
-165E	415-520	SCREW - (MS35206-230)	8	
-165F	690-640	WASHER - (NAS1149FN632P)	16	
-165G	404-528	NUT - (MS21042-06)	8	
170	63904-090	HOSE - (for aircraft not equipped with air conditioning)	1	
175	63904-091	HOSE - (for aircraft not equipped with air conditioning)	2	
180	78629-003	TEE - (for aircraft not equipped with air conditioning)	1	
185	79290-000	TUBE ASSY	1	
190	454-930	CLAMP	1	
-190A	411-532	SCREW - (MS35207-263)	1	
-190B	690-609	WASHER - (NAS1149F0332P)	2	

- ITEM NOT ILLUSTRATED

When ordering, always specify Part Number, Description, and Serial Number of Aircraft

PIPER AIRCRAFT, INC.
PA-34-220T
AIRPLANE PARTS CATALOG

Figure and Index Number	Part Number	Nomenclature	No. Req.	Serial Numbers Affected
72-				
-190C	404-526	NUT - (MS21042-3)	1	
195	554-575	CLAMP - (for aircraft equipped with air conditioning)	6	
200	63904-112	HOSE - (for aircraft equipped with air conditioning)	1	

- ITEM NOT ILLUSTRATED

When ordering, always specify Part Number, Description, and Serial Number of Aircraft

PIPER AIRCRAFT, INC.
PA-34-220T
AIRPLANE PARTS CATALOG

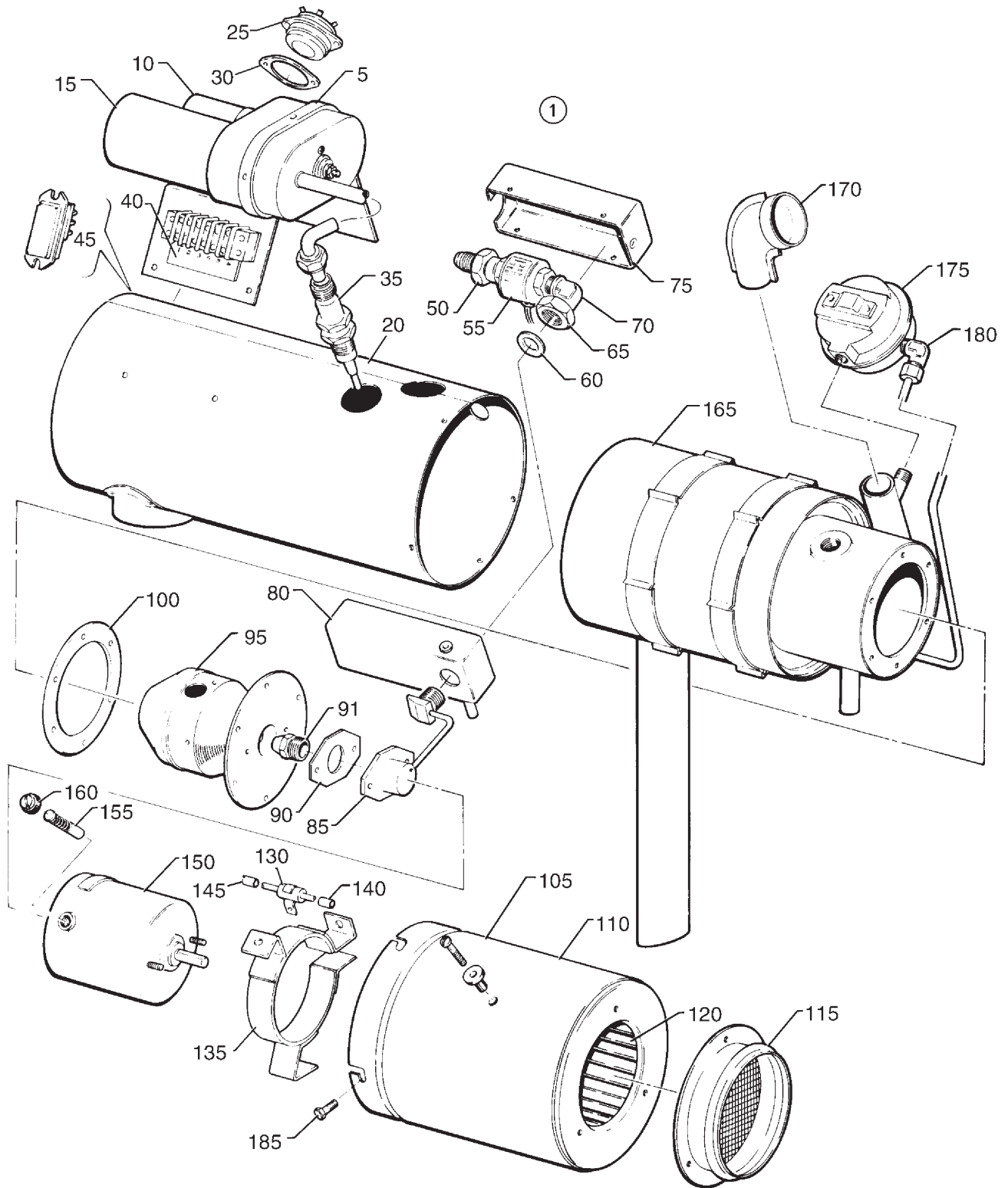


Figure 73. Janitrol Heater Assembly

PIPER AIRCRAFT, INC.
PA-34-220T
AIRPLANE PARTS CATALOG

Figure and Index Number	Part Number	Nomenclature	No. Req.	Serial Numbers Affected
73-	37069 (Y)	DRAWING - Heat and Defrost System Installation		
1	691-706	HEATER ASSY	1	
5	755-458	* IGNITION ASSY	1	
10	756-577	** VIBRATOR - Ignition (solid state)	1	
15	757-888	** COIL - Ignition	1	
20	752-135	* JACKET ASSY	1	
25	756-177	* SWITCH - Overheat	1	
30	751-874	* GASKET - Switch	2	
35	757-334	* SPARK PLUG	1	
40	755-401	* INSULATOR - Terminal Strip	1	
45	756-178	* SWITCH - Cycling	1	
50	755-615	* NIPPLE	1	
55	762-215	* SOLENOID ASSY - Fuel	1	
60	755-022	* GASKET	1	
65	752-563	* NUT - (MS35691-45)	1	
70	754-779	* ELBOW	1	
75	758-300	* BOX - Fuel Shroud Upper	1	
80	758-299	* BOX ASSY - Fuel Shroud, Lower	1	
85	754-833	* FUEL FEED HOLDER ASSY	1	
90	751-922	* GASKET	1	
91	752-529	* NOZZLE - Fuel spray	1	
95	755-243	* HEAD ASSY - Combustion	1	
100	751-920	* GASKET	1	
105	758-304	* BLOWER ASSY - Vent Air	1	
110	755-255	** HOUSING - Blower	1	
115	751-324	** ADAPTER	1	
120	753-201	** FAN - Vent Air Blower	1	
130	758-013	** CAPACITOR ASSY	1	
135	758-305	** BRACKET ASSY - Motor	1	
140	762-455	** SLEEVE - High Temperature	1	
145	762-456	** SLEEVE - High Temperature	1	
150	761-608	** MOTOR ASSY - Vent Air Blower	1	
155	758-679	*** BRUSH ASSY - Motor	2	
160	764-759	*** CAP - Brush Assy	2	
165	761-945	* TUBE ASSY - Combustion	1	
170	763-035	* ADAPTER - Elbow	1	
175	757-756	* SWITCH - Comb air	1	
180	754-771	* ELBOW	1	
185	754-811	* FASTENER	4	

- ITEM NOT ILLUSTRATED

When ordering, always specify Part Number, Description, and Serial Number of Aircraft

PIPER AIRCRAFT, INC.
PA-34-220T
AIRPLANE PARTS CATALOG

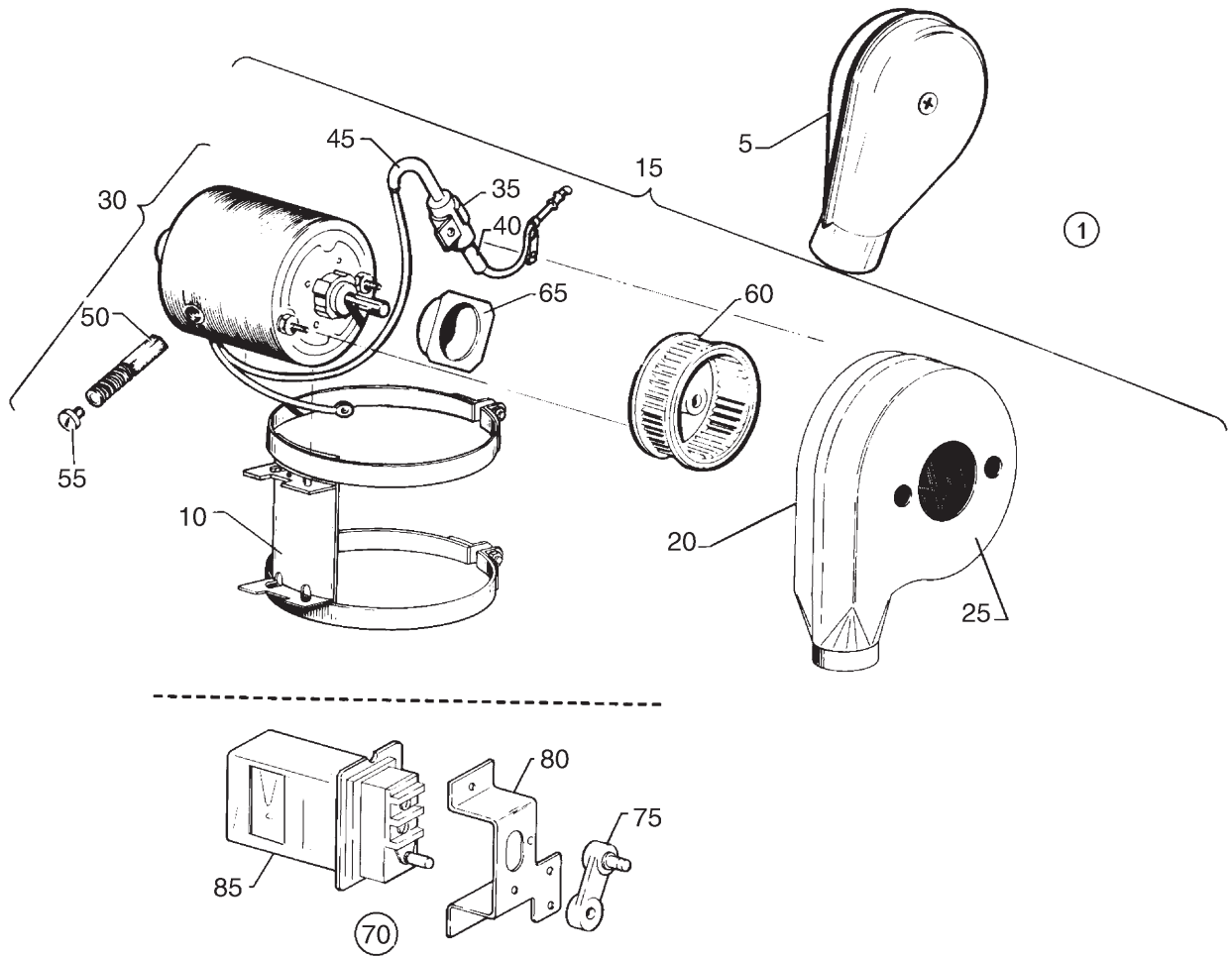


Figure 74. Janitrol Heater Components

PIPER AIRCRAFT, INC.
PA-34-220T
AIRPLANE PARTS CATALOG

Figure and Index Number	Part Number	Nomenclature	No. Req.	Serial Numbers Affected
74-	37069 (Y)	DRAWING - Heat and Defrost System Installation		
1	689-941	COMBUSTION AIR BLOWER ASSY - Janitrol	1	
5	751-332	* ADAPTER - Blower Inlet	1	
10	761-605	* MOUNTING ASSY - Combustion Air Blower Support	1	
15	764-793	* BLOWER ASSY	1	
20	755-252	** HOUSING - Blower (Motor attachment half)	1	
25	755-253	** HOUSING - Blower (Blower inlet adapter attachment half)	1	
30	761-608	** MOTOR ASSY - Combustion Air Blower	1	
35	758-013	*** CAPACITOR	1	
40	762-455	*** SLEEVE - High Temperature	1	
45	762-456	*** SLEEVE - High Temperature	1	
50	758-679	*** BRUSH ASSY	2	
55	764-759	*** CAP - Brush Assy	2	
60	751-817	** FAN - Combustion Air Blower	1	
65	756-184	** SPACER	1	
70	757-573	SWITCH ASSY - Adjustable Duct (250°)	1	
75	752-367	* LEVER - Switch	1	
80	758-127	* BRACKET ASSY - Switch	1	
85	756-262	* SWITCH - Adjustable Duct	1	

- ITEM NOT ILLUSTRATED

When ordering, always specify Part Number, Description, and Serial Number of Aircraft

PIPER AIRCRAFT, INC.
PA-34-220T
AIRPLANE PARTS CATALOG

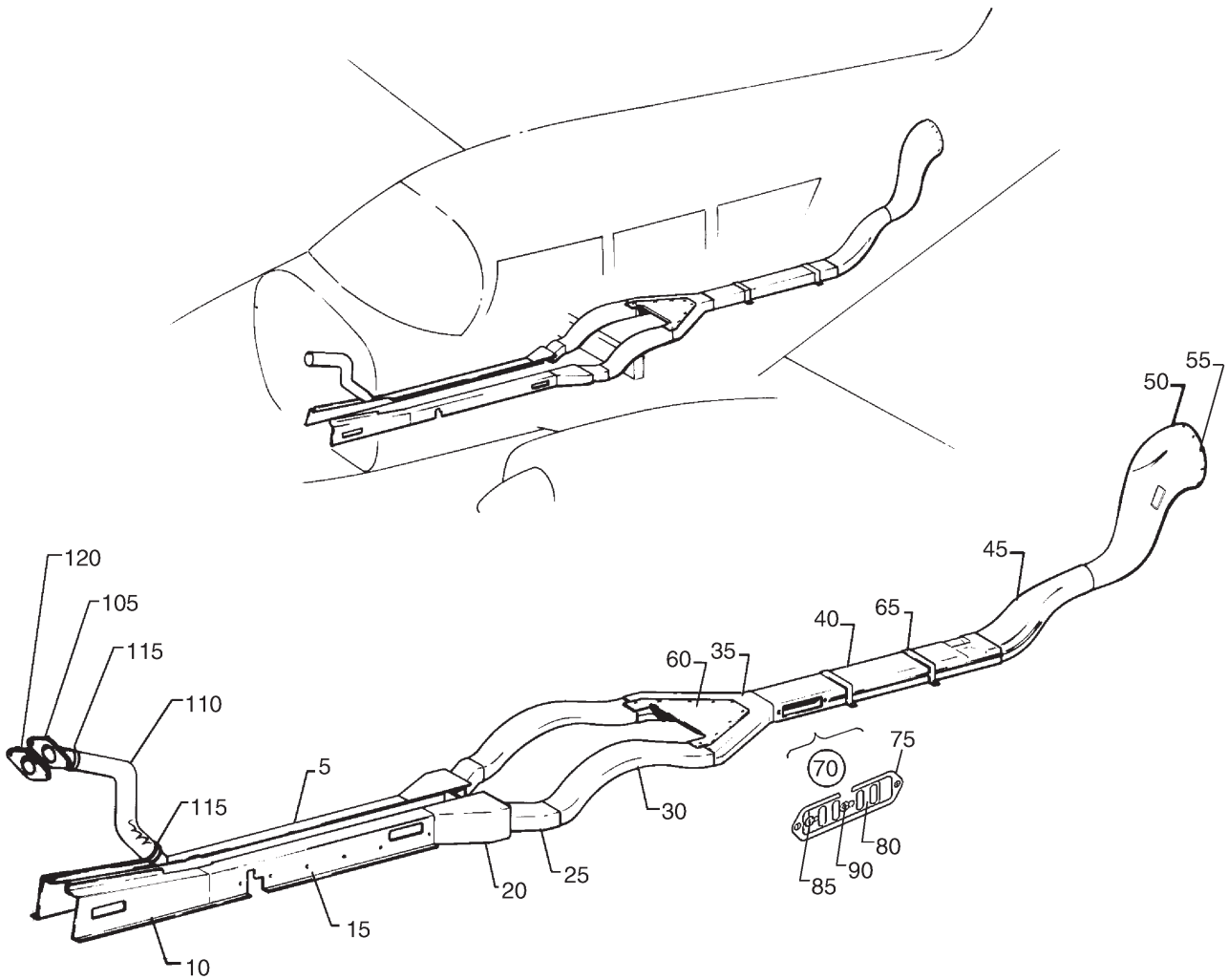


Figure 75. Heater Duct Installation

PIPER AIRCRAFT, INC.
PA-34-220T
AIRPLANE PARTS CATALOG

Figure and Index Number	Part Number	Nomenclature	No. Req.	Serial Numbers Affected
75-	37165 (W) 36736 (L)	DRAWING - Ventilation Air and Heater Duct Installation DRAWING - Defroster Blower Installation		
5	37161-008	DUCT ASSY - Cabin Heat, Left	1	
-5A	37161-009	DUCT ASSY - Cabin Heat, Right	1	
10	37161-004	* DUCT - Cabin Heat, Forward, Left	1	
-10A	37161-007	* DUCT ASSY - Cabin Heat, Forward, Right	1	
15	37161-002	* DUCT - Cabin Heat, Center, Left	1	
-15A	37161-003	* DUCT - Cabin Heat, Center, Right	1	
20	68923-006	* DUCT - Cabin Heat, Rear, Left	1	
-20A	68923-007	* DUCT - Cabin Heat, Rear, Right	1	
25	37165-039	DUCT ASSY - Heat	2	
30	37165-016	DUCT ASSY - Heat, Left	1	
-30A	87736-002	DUCT ASSY - Heat, Right	1	
35	37165-059	DUCT ASSY - Heat	1	
40	37165-060	DUCT ASSY - Heat	1	
45	37165-003	DUCT ASSY - Heat	1	
50	37165-009	DUCT ASSY - Heat	1	
55	415-531	SCREW - (MS35206-241)	4	
-55A	408-043	WASHER - (MS35333-38)	4	
60	37165-046	PLATE	1	
65	37165-047	STRAP	2	
70	37165-054	OUTLET ASSY	2	
75	37165-044	* OUTLET	1	
80	37165-058	* SLIDER ASSY	1	
85	66980-000	* KNOB - (571-132)	1	
90	415-364	* SCREW - (MS27039-4-08)	1	
-90A	95061-125	* BUSHING	1	
-90B	690-642	* WASHER - (NAS1149C0432R)	1	
-90C	408-815	* WASHER- Spring	1	
-90D	690-642	* WASHER - (NAS1149C0432R)	1	
-90E	404-530	* NUT - (MS21042-4)	1	
-100	36736-003	INLET ASSY	1	
105	36736-004	* INLET	1	
110	37167-031	* TUBE	1	
115	454-994	CLAMP	2	
120	36736-008	GASKET	1	

- ITEM NOT ILLUSTRATED

When ordering, always specify Part Number, Description, and Serial Number of Aircraft

PIPER AIRCRAFT, INC.
PA-34-220T
AIRPLANE PARTS CATALOG

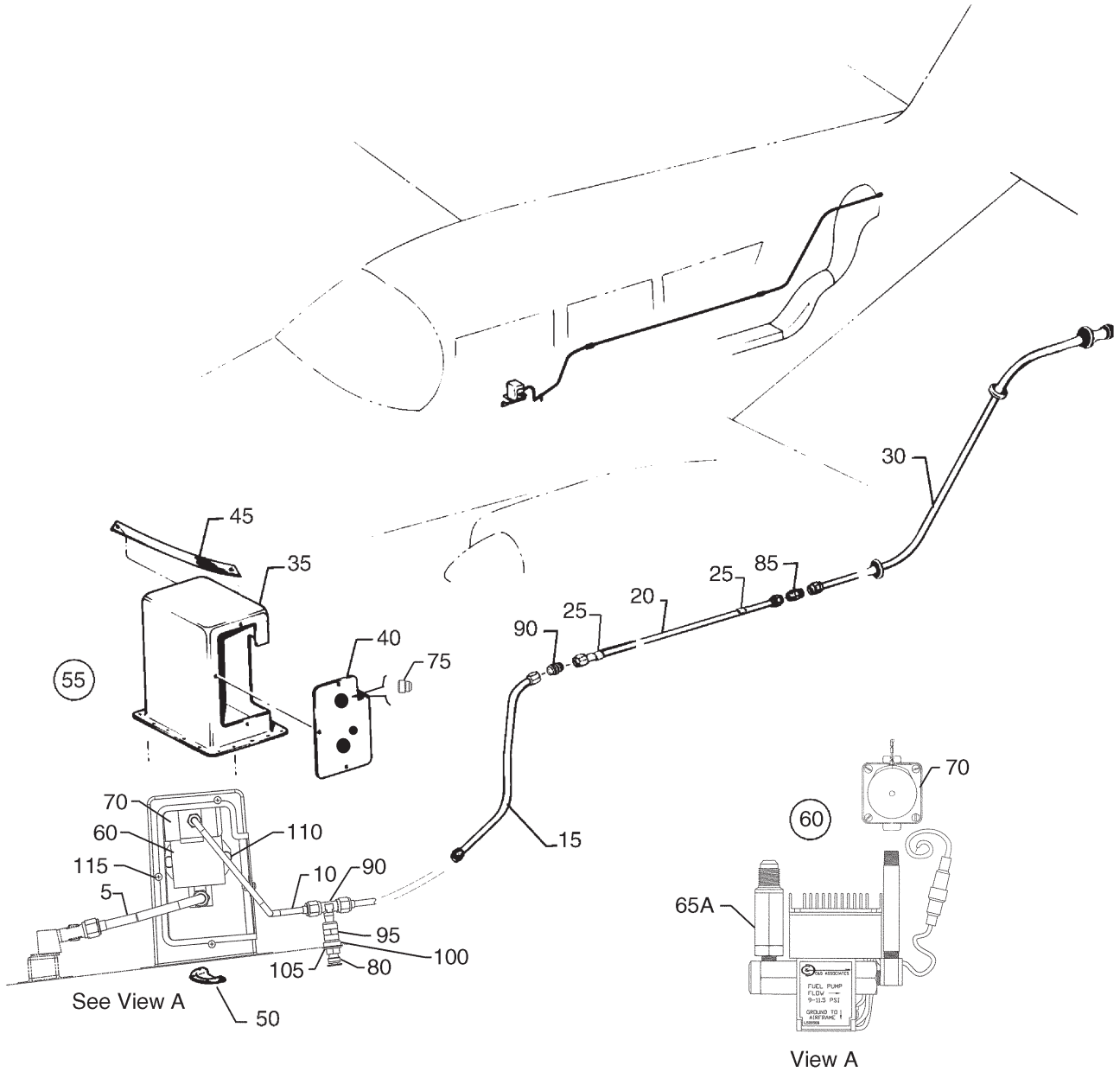


Figure 76. Heater Fuel System

PIPER AIRCRAFT, INC.
PA-34-220T
AIRPLANE PARTS CATALOG

Figure and Index Number	Part Number	Nomenclature	No. Req.	Serial Numbers Affected
76-	37167 (AX)	DRAWING - Heat and Defrost System Installation		
5	699-126	TUBE ASSY - Inlet Fuel Line (Part of Kit 461-771)	1	
10	83744-158	TUBE ASSY - Outlet	1	
15	37167-025	TUBE ASSY	1	
20	37167-035	TUBE ASSY	1	3449001 thru 3449458; 3449460 thru 3449466
20	107267-002	TUBE ASSY	1	3449459, 3449467 and up
25	454-929	CLAMP	2	
-25A	65003-021	BUSHING	2	
-25B	415-539	SCREW - (MS35206-249)	2	
-25C	404-529	NUT - (MS21042-08)	2	
30	37167-037	TUBE ASSY	1	3449001 thru 3449458; 3449460 thru 3449466
30	107267-003	TUBE ASSY	1	3449459, 3449467 and up
35	37167-050	BOX ASSY	1	
40	652-682	COVER - Fuel Box (Part of Kit 461-771)	1	
45	63890-007	CABLE ASSY - Ground	1	
50	22482-000	* AIR SCOOP	1	
55	37167-061	PUMP ASSY COMPLETE - (C & D Airmotive)	1	
60	461-771	* KIT - FUEL PUMP ASSY - (24 volt)	1	
-60	461-736	* PUMP ASSY - (Janitrol)	1	
		(Reference Piper Service Bulletin 1127, latest revision)		
-65	461-773	** PUMP - Fuel (C & D Airmotive) (Part of Kit 461-771)	1	
65A	601-815	** FILTER - Fuel Pump (Part of Kit 461-771)	1	
70	461-731	* FUEL REGULATOR AND SHUTOFF VALVE	1	
75	476-648	* NIPPLE - (AN816-4D)	1	
80	492-202	VALVE	1	
85	491-050	UNION - (AN815-4D)	2	
90	691-220	TEE - (MS20825-4D)	1	
95	455-173	COUPLING - (AN910-1D)	1	
100	62833-098	WASHER	1	
105	407-608	WASHER - (AN960PD716)	1	
110	400-002	BOLT - (AN4-5A)	1	
-110A	401-307	BOLT - (AN4-4A)	1	
-110B	690-613	WASHER - (NAS1149F0432P)	2	
-110C	405-350	NUT - (MS21083-N4)	2	
115	415-535	SCREW - (MS35206-245)	4	

- ITEM NOT ILLUSTRATED

When ordering, always specify Part Number, Description, and Serial Number of Aircraft

PIPER AIRCRAFT, INC.
PA-34-220T
AIRPLANE PARTS CATALOG

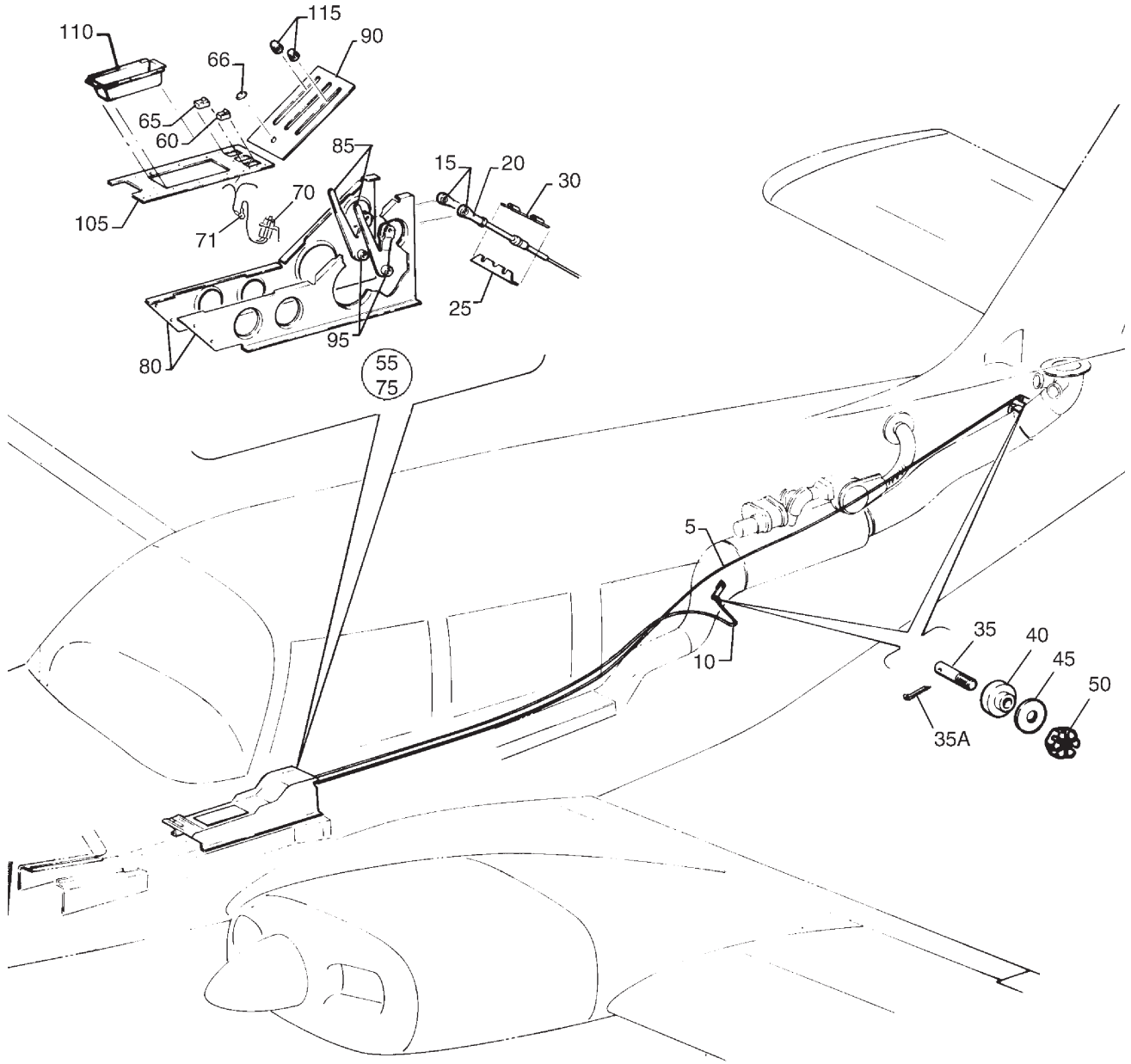


Figure 77. Heater Controls

PIPER AIRCRAFT, INC.
PA-34-220T
AIRPLANE PARTS CATALOG

Figure and Index Number	Part Number	Nomenclature	No. Req.	Serial Numbers Affected
77-	37167 (AX) 85200 (DD)	DRAWING - Heat and Defrost Systems Installation DRAWING - Interior Installation		
5	554-260	CABLE ASSY - Air Inlet Control	1	
10	554-259	CABLE ASSY - Switch Control	1	
15	400-441	BOLT - (AN3-7A)	2	
-15A	690-612	WASHER - (NAS1149F0363P)	2	
-15B	404-526	NUT - (MS21042-3)	2	
20	452-606	BEARING	2	
25	78338-000	RETAINER - Control Cable	1	
30	78337-000	CLAMP - Control Cable	1	
-30A	415-533	SCREW - (MS35206-243)	3	
-30B	87745-005	PLATE	1	
-30C	415-535	SCREW - (MS35206-245)	4	
-30D	404-529	NUT - (MS21042-08)	4	
35	70371-002	SWIVEL - Fitting	2	
35A	424-051	COTTER PIN - (MS24665-132)	2	
40	70371-003	STUD - Swivel Fitting	2	
45	81342-018	WASHER - Swivel Fitting	2	
50	404-392	NUT - (AN320-3)	2	
55	37556-003	CONTROL ASSY - Heater (complete)	1	3447001 thru 3447029
-55A	37556-004	CONTROL ASSY - Heater (complete)	1	3449001 and up
60	688-298	* SWITCH - Heater and Fan	1	
-60A	472-200	* LAMP	2	
-60B	561-027	* FILTER	2	3447001 thru 3447029
-60C	688-377	* CAP - Switch (Cabin Heat - fan) (84622-069)	1	3447001 thru 3447029
-60D	89848-057	* CAP - Switch (Cabin Heat - fan)	1	3449001 and up
65	688-296	* SWITCH - Defrost (8941K699)	1	
-65A	472-200	* LAMP	2	
-65B	561-027	* FILTER	2	3447001 thru 3447029
-65C	654-504	* CAP - Switch (Off-defrost) (84622-092)	1	3447001 thru 3447029
-65D	89848-058	* CAP - Switch (Off-defrost)	1	3449001 and up
66	453-709	* BUTTON - Plug	1	
70	555-833	* CONNECTOR	1	
-70A	588-522	* SOCKET (See Note 1)	11	
71	414-508	* SCREW - (MS24693-S28)	1	
-71A	408-042	* WASHER - (MS35333-37)	1	
-71B	404-528	* NUT - (MS21042-06)	1	
75	78343-004	* CONTROL ASSY	1	3447001 thru 3447029
-75A	78343-006	* CONTROL ASSY	1	3449001 and up
80	78381-000	** BRACKET - Heater Control, Left	1	
-80A	78381-001	** BRACKET - Heater Control, Right	1	
85	78339-000	** LEVER ASSY - Heater Control	2	
90	78379-000	** PLATE - Heater Control	1	
95	96691-000	** BEARING - Heater Control	2	
-95A	400-466	** BOLT - (AN3-43A)	1	
-95B	690-612	** WASHER - (NAS1149F0363P)	1	
-95C	690-609	** WASHER - (NAS1149F0332P)	2	
-95D	408-813	** WASHER- Spring	2	
-95E	63900-164	** BUSHING	1	
-95F	63900-165	** BUSHING	1	
-95G	63900-166	** BUSHING	1	
-95H	404-526	** NUT - (MS21042-3)	1	

- ITEM NOT ILLUSTRATED

When ordering, always specify Part Number, Description, and Serial Number of Aircraft

**PIPER AIRCRAFT, INC.
PA-34-220T
AIRPLANE PARTS CATALOG**

Figure and Index Number	Part Number	Nomenclature	No. Req.	Serial Numbers Affected
77-				
-100	78343-005	** PLATE ASSY	1	3447001 thru 3447029
-100A	78343-007	** PLATE ASSY	1	3449001 and up
105	78380-002	*** PLATE - Heater Control	1	
110	96044-000	*** BOX - Selector Valve Lever	1	3447001 thru 3447029
-110A	96044-008	*** COVER ASSY	1	3449001 and up
-110B	96044-009	**** COVER	1	
-110C	96044-010	**** PLATE	1	
115	571-132	KNOB - Heater Control (66980-000)	2	

NOTES:

1. USE 5 FOR SERIAL NUMBERS 3447001 THRU 3447029.
USE 6 FOR SERIAL NUMBERS 3449001 AND UP.

- ITEM NOT ILLUSTRATED

When ordering, always specify Part Number, Description, and Serial Number of Aircraft

**PIPER AIRCRAFT, INC.
PA-34-220T
AIRPLANE PARTS CATALOG**

THIS PAGE INTENTIONALLY LEFT BLANK

PIPER AIRCRAFT, INC.
PA-34-220T
AIRPLANE PARTS CATALOG

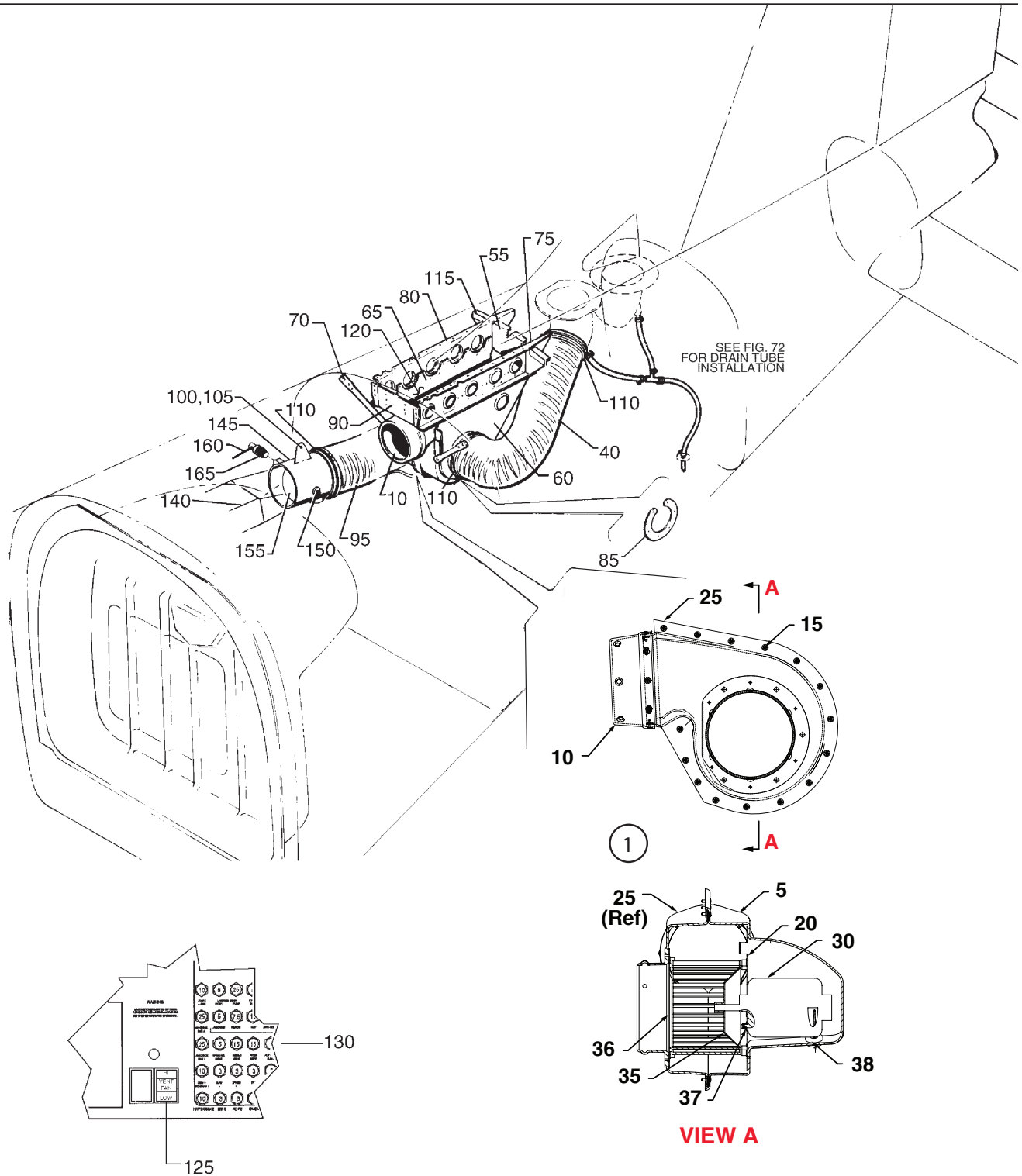


Figure 78. Aft Fresh Air Duct Installation

PIPER AIRCRAFT, INC.
PA-34-220T
AIRPLANE PARTS CATALOG

Figure and Index Number	Part Number	Nomenclature	No. Req.	Serial Numbers Affected
78-	79853 (U)	DRAWING - Fresh Air System Vent Installation		
	78630 (AL)	DRAWING - Ventilation Blower Installation		
	69988 (L)	DRAWING - Fresh Air Vent Duct Installation		3447001 thru 3447029
	89402 (C)	DRAWING - Fresh Air Cable Installation		3449001 and up
1	28F21A005-001	BLOWER ASSY	1	
5	28F210005-001	* COVER - Fresh Air Blower	1	
10	28F210007-001	* DUCT - Hose Connect	1	
15	62833-125	* WASHER	1	
20	99641-000	* PLATE ASSY - Motor Mounting	1	
25	28F210006-001	* COVER - Fresh Air Blower	1	
30	101738-001	* MOTOR ASSY - Fresh Air Blower 28VDC	1	
35	453-029	* BLOWER - (AIG SCD-12403)	1	
36	79262-000	* PLATE ASSY - Fresh Air Blower	1	
37	690-609	* WASHER - (NAS1149F0332P)	2	
-37A	404-526	* NUT - (MS21042-3)	2	
38	434-166	* GROMMET - (MS35489-40)	1	
40	63633-138	HOSE	1	
-45	79293-005	HARNES ASSY - Blower	1	3447001 thru 3447029; 3449001 thru 3449310; 3449312 thru 344932
-45	79293-008	HARNES ASSY - Blower	1	3449311, 3449323 thru 3449458
-45	79293-009	HARNES ASSY - Blower	1	3449459, 3449467 and up
-45A	588-109	* SWITCH - (MS35058-21)	1	
-50	434-132	GROMMET - Blower Harness Assy (MS35489-19)	4	
55	79286-000	BRACKET - Intercostal, Aft	1	
60	79281-000	HANGER ASSY - Blower, Left	1	
65	79282-000	HANGER ASSY - Blower, Right	1	
70	79303-000	BRACKET - Hanger	2	
-70A	411-532	SCREW - (MS35207-263)	6	
-70B	690-609	WASHER - (NAS1149F0332P)	12	
-70C	404-526	NUT - (MS21042-3)	6	
75	78603-000	INTERCOSTAL - Blower Bracket Support, Left	1	
80	78604-000	INTERCOSTAL - Blower Bracket Support, Right	1	
85	79284-000	RETAINER - Housing	1	
-85A	411-531	SCREW - (MS35207-262)	8	
-85B	690-612	WASHER - (NAS1149F0363P)	8	
90	79285-000	BRACKET - Intercostal, Forward	1	
95	63633-124	HOSE	1	
100	400-438	BOLT - (AN3-4A)	1	
-100A	690-609	WASHER - (NAS1149F0363P) Under Bolt	1	
105	690-612	WASHER - (NAS1149F0363P) Opposite side of plate	1	
-105A	690-609	WASHER - (NAS1149F0363P)	1	
-105B	406-443	NUT - (NAS679A3W)	1	
110	554-640	CLAMP	4	
115	79035-000	GUSSET ASSY - Intercostal	2	
120	99813-002	* DOUBLER ASSY - Upper Antenna	1	
125	688-298	SWITCH	1	
-125A	472-200	BULB	2	
-125B	561-027	FILTER - Lamp	2	3447001 thru 3447029
-125C	84622-093	CAP - Switch (Vent Fan - Hi Low)	1	3447001 thru 3447029
-125D	89848-061	CAP - Switch (Vent Fan - Hi Low)	1	3449001 and up
130	454-734	CIRCUIT BREAKER - 15A	1	
140	69992-002	AFT DUCT ASSY	1	
145	69885-012	* FLAPPER VALVE ASSY - Fresh Air Intake	1	

- ITEM NOT ILLUSTRATED

When ordering, always specify Part Number, Description, and Serial Number of Aircraft

**PIPER AIRCRAFT, INC.
PA-34-220T
AIRPLANE PARTS CATALOG**

Figure and Index Number	Part Number	Nomenclature	No. Req.	Serial Numbers Affected
78-				
-145A	69885-011	* TUBE ASSY - FRESH AIR	1	
150	69885-002	** SHAFT ASSY	1	
155	69885-003	** FLAPPER ASSY	1	
160	653-640	CABLE ASSY - Fresh Air Flapper	1	3447001 thru 3447029
-160A	653-643	CABLE ASSY - Fresh Air Flapper	1	3449001 and up
165	70371-002	FITTING - Swivel	1	
-165A	70371-003	STUD - Swivel Fitting	1	
-165B	690-612	WASHER - (NAS1149F0363P)	1	
-165C	404-392	NUT - (AN320-3)	1	
-165D	425-051	COTTER PIN - (MS24665-132)	1	

- ITEM NOT ILLUSTRATED

When ordering, always specify Part Number, Description, and Serial Number of Aircraft

**PIPER AIRCRAFT, INC.
PA-34-220T
AIRPLANE PARTS CATALOG**

THIS PAGE INTENTIONALLY LEFT BLANK

PIPER AIRCRAFT, INC.
PA-34-220T
AIRPLANE PARTS CATALOG

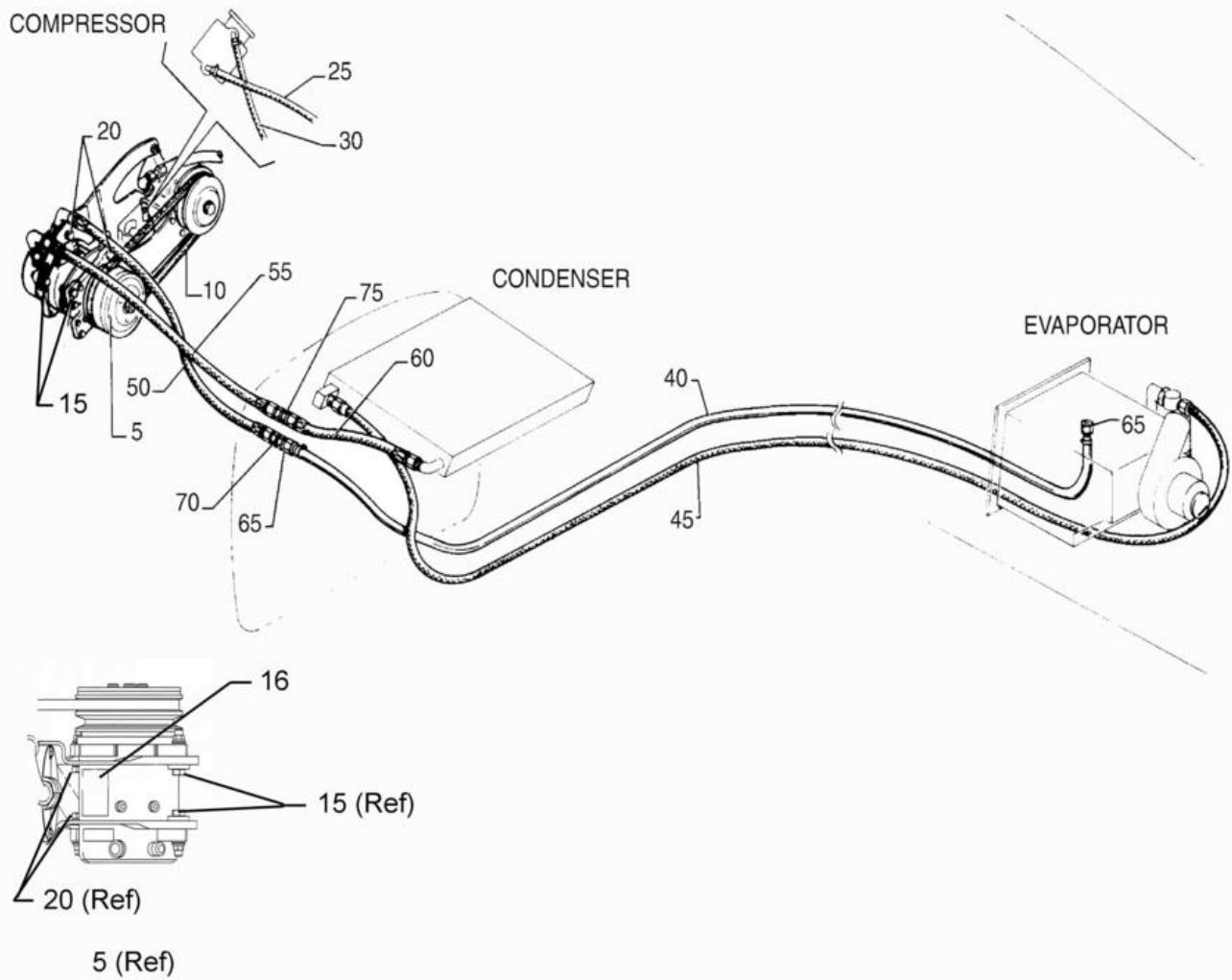


Figure 79. Air Conditioning Compressor and Refrigerant Lines Installation

PIPER AIRCRAFT, INC.
PA-34-220T
AIRPLANE PARTS CATALOG

Figure and Index Number	Part Number	Nomenclature	No. Req.	Serial Numbers Affected
79-	36809 (AP) 35785 (T) 106901 (A) 36830 (P)	DRAWING - Air Conditioning Installation DRAWING - Air Conditioning Compressor Installation DRAWING - Air Conditioning Compressor Installation DRAWING - Refrigerant Lines Installation		3447001 thru 3449444 3449445 and up
5	689-928	COMPRESSOR ASSY	1	3447001 thru 3447029
-5	100821-002	COMPRESSOR ASSY	1	3449001 thru 3449444
-5A	557-802	COMPRESSOR - (5073-6000) (See Note 3)	1	3449445 and up
-5A	88502-002	KIT - PA34 A/C Compressor Replacement	1	3449001 thru 3449444
-5B	693-208	BOLT	5	3449001 and up
10	73965-006	BELT - Compressor	1	
15	401-394	BOLT - (AN6-13A)	2	
-15A	690-629	WASHER - (NAS1149F0663P)	2	
-15B	62833-117	WASHER	2	
-15C	404-532	NUT - (MS21042-6)	2	
16	683-340	PLACARD - (69669-211) (See Figure 104)	REF	
20	401-393	BOLT - (AN6-12A)	2	
-20A	690-629	WASHER - (NAS1149F0663P)	4	
-20B	404-532	NUT - (MS21042-6)	2	
25	69015-023	HOSE (See Note 1)	1	3447001 thru 3447029; 3449001 thru 3449310, 3449312 thru 3449322, 3449324, 3449325 (without Entegra)
30	69015-032	HOSE (See Note 1)	REF	
40	36830-005	HOSE ASSY - Suction, Aft	1	3447001 thru 3447029
-40A	84266-014	HOSE ASSY - Suction, Aft	1	3449001 and up
-40B	485-198	O-RING - Aft suction Hose (firewall connection)	1	3449001 and up
-40C	485-196	O-RING - Aft suction Hose (evaporator connection)	1	3449001 and up
45	99592-037	HOSE ASSY	1	3447001 thru 3447029
-45A	84266-006	HOSE ASSY - (alternate)	1	3447001 thru 3447029
-45B	84266-013	HOSE ASSY	1	3449001 and up
-45C	485-197	O-RING (See Note 2)	2	3449001 and up
50	99592-016	HOSE ASSY - Suction, Forward	1	3447001 thru 3447029
-50A	84266-017	HOSE ASSY - Suction, Forward	1	3449001 and up
-50B	485-198	O-RING - Forward Suction Hose (Compressor Connection)	1	3449001 and up
55	99592-014	HOSE ASSY - Discharge, Forward	1	3447001 thru 3447029
-55A	84266-016	HOSE ASSY - Discharge, Forward	1	3449001 and up
-55B	485-196	O-RING - Forward discharge Hose (Compressor Connection)	1	3449001 and up
60	99592-015	HOSE ASSY - Discharge, Aft	1	3447001 thru 3447029
-60A	84266-015	HOSE ASSY - Discharge, Aft	1	3449001 and up
-60B	485-196	O-RING - Aft Discharge Hose (Firewall Connection)	1	3449001 and up
-60C	485-197	O-RING - Aft Discharge Hose (Condenser Connection)	1	3449001 and up
65	101744-010	HOSE FITTING - Female	2	3447001 thru 3447029
-65A	584-258	REDUCER	2	3447001 thru 3447029
-65B	566-658	CAGE - (AE60370H)	2	3447001 thru 3447029
-65C	566-661	CLIP - (AE60371H)	4	3447001 thru 3447029
70	67982-003	UNION - Bulkhead	1	3447001 thru 3447029
-70A	690-636	WASHER - (NAS1149F1490P)	2	
-70B	477-703	NUT - (AS5178-10)	1	3447001 thru 3447029
75	67982-004	UNION - Bulkhead	1	3447001 thru 3447029
-75A	690-635	WASHER - (NAS1149F1290P)	2	

- ITEM NOT ILLUSTRATED

When ordering, always specify Part Number, Description, and Serial Number of Aircraft

**PIPER AIRCRAFT, INC.
PA-34-220T
AIRPLANE PARTS CATALOG**

Figure and Index Number	Part Number	Nomenclature	No. Req.	Serial Numbers Affected
79- -75B	477-691	NUT - (AS5178-08)	1	3447001 thru 3447029

NOTES:

1. PART OF VACUUM SYSTEM. SEE FIGURE 45 FOR ADDITIONAL COMPONENTS.
2. ONE USED ON DRIER END. ONE USED ON CONDENSER END.
3. FOR FIRST TIME REPLACEMENT ON SERIAL NUMBERS 3449001 THRU 3449444 USE 88502-002 KIT.

- ITEM NOT ILLUSTRATED

When ordering, always specify Part Number, Description, and Serial Number of Aircraft

Revised: January 7, 2021

**PIPER AIRCRAFT, INC.
PA-34-220T
AIRPLANE PARTS CATALOG**

THIS PAGE INTENTIONALLY LEFT BLANK

PIPER AIRCRAFT, INC.
PA-34-220T
AIRPLANE PARTS CATALOG

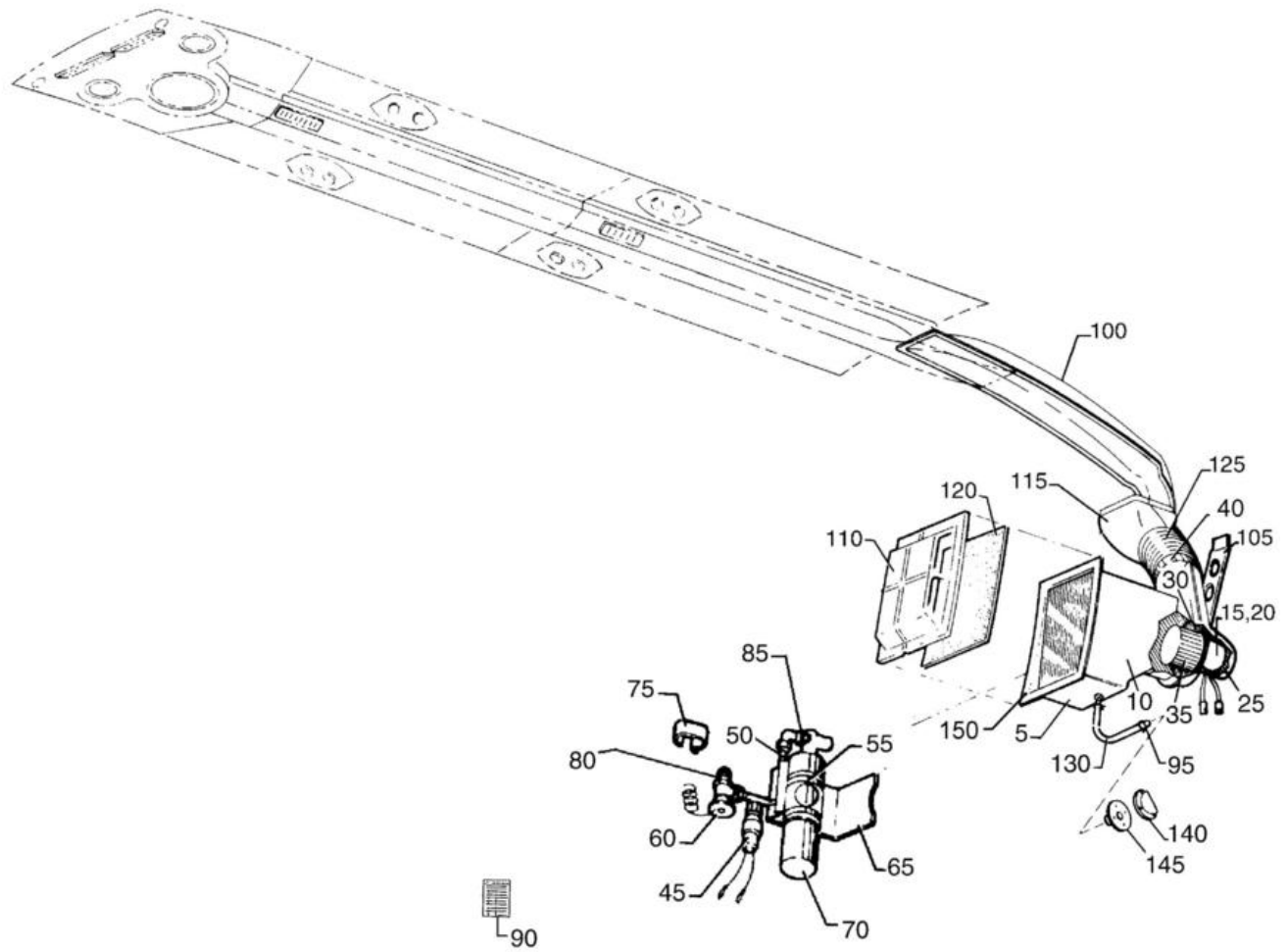


Figure 80. Air Conditioning Duct and Evaporator Installation

PIPER AIRCRAFT, INC.
PA-34-220T
AIRPLANE PARTS CATALOG

Figure and Index Number	Part Number	Nomenclature	No. Req.	Serial Numbers Affected
80-	36809 (AP) 78734 (Y) 79849 (AK)	DRAWING - Air Conditioning Installation DRAWING - Aft Cabin Bulkhead Installation DRAWING - Evaporator Bulkhead Assy		
-1	79841-004	EVAPORATOR ASSY	REF	3447001 thru 3447029
-1A	79841-006	EVAPORATOR ASSY	REF	3449001 thru 3449409, 3449411 thru 3449414, 3449420
5	99640-007	* EVAPORATOR ASSY - Air Conditioning	1	3447001 thru 3447029
-5A	99640-008	* EVAPORATOR ASSY - Air Conditioning	1	3449001 and up
10	99640-003	** EVAPORATOR ASSY - Air Conditioning	1	3447001 thru 3447029
-10A	99640-009	** EVAPORATOR ASSY - Air Conditioning	1	3449001 and up
15	28F21A005-002	** BLOWER ASSY - Fresh Air	1	
20	101738-001	*** MOTOR - Evaporator Blower	1	3449001 and up
25	37997-002	*** COVER - Evaporator Blower	1	
30	28F210026-003	*** PLATE ASSY - Motor Mounting	1	
35	453-029	*** BLOWER - (SCD-12403)	1	
40	99633-000	** DUCT - Hose Connect	1	
45	99646-002	** SWITCH ASSY - Pressure (587-941)	1	3447001 thru 3447029
-45A	688-425	** PRESSURE SWITCH ASSY	1	3449001 and up
50	589-688	** LINE ASSY - Evaporator Inlet	1	3447001 thru 3447029
-50A	689-106	** LINE ASSY - (P37245)	1	3449001 and up
55	654-001	** CLAMP - (PS10017-23-44)	2	
60	99648-000	** VALVE ASSY - Evaporator Expansion	1	3447001 thru 3447029
-60A	592-633	** EXPANSION VALVE	1	3449001 and up
65	99650-000	** BRACKET - Receiver Dehydrator	1	
-65A	415-533	** SCREW - (MS35206-243)	3	
-65B	690-616	** WASHER - (NAS1149FN832P)	3	
-65C	404-529	** NUT - (MS21042-08)	3	
-66	99643-002	** HOUSING ASSY	1	
70	602-682	** RECEIVER DEHYDRATOR	1	3449001 and up
70	456-615	** RECEIVER DEHYDRATOR	1	3447001 thru 3447029
75	99661-000	** CLAMP - Bulb, Expansion Valve (554-732)	1	
80	485-196	** O-RING	1	3449001 and up
85	485-197	** O-RING	2	3449001 and up
90	683-340	** PLACARD - ATTENTION THIS COMPRESSOR(69669-211) (See Note 1) (See Figure 104)	REF	3449001 and up
95	554-575	CLAMP - (PS10017-23-4)	2	
100	79839-003	DUCT - Aft Cabin Bulkhead	1	
105	99539-000	SUPPORT - Evaporator Box	1	
110	99550-002	COVER - Evaporator Filter	1	
-110A	419-713	SCREW - (PS10012-29)	4	
-110B	494-004	WASHER - (PS10016-8)	4	
115	79840-004	DUCT ASSY - Interconnect	1	
120	99644-000	FILTER - Evaporator	1	
125	63633-100	HOSE - Air Conditioning	1	
130	63913-199	HOSE - Evaporator Drain	1	
140	22482-000	AIR SCOOP	1	
145	99609-000	VENT ASSY - Air Conditioning	1	
150	494-101	WASHER - (PS10092-1-2C)	16	
-150A	414-762	SCREW - (MS24693-S51)	16	
-150B	603-333	SPEED NUT - (A1789-8Z1)	4	

NOTES:

1. CENTER PLACARD ON CENTER LINE OF EXPANSION VALVE.

- ITEM NOT ILLUSTRATED

When ordering, always specify Part Number, Description, and Serial Number of Aircraft

PIPER AIRCRAFT, INC.
PA-34-220T
AIRPLANE PARTS CATALOG

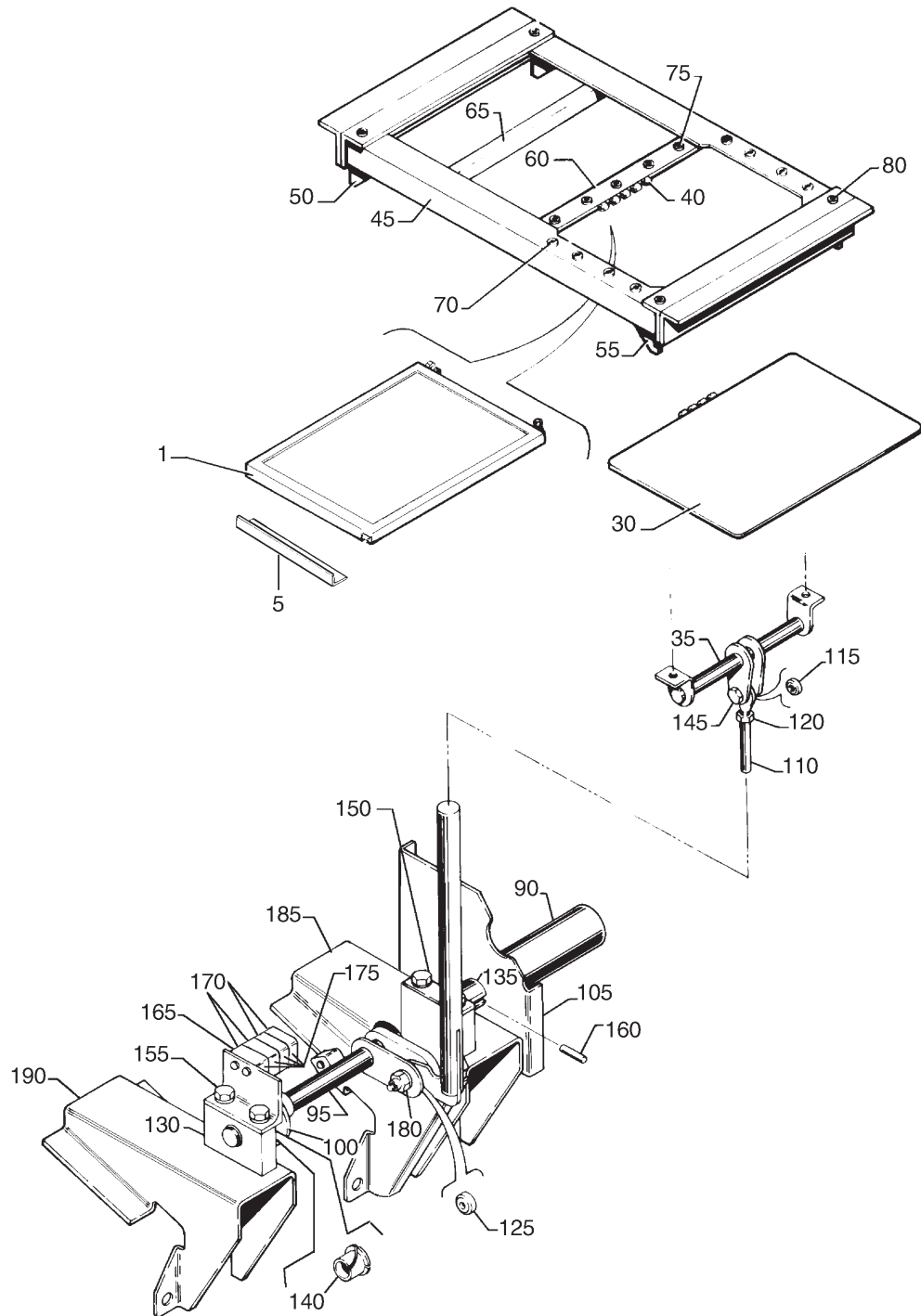


Figure 81. Air Conditioning Condenser and Scoop Installation

PIPER AIRCRAFT, INC.
PA-34-220T
AIRPLANE PARTS CATALOG

Figure and Index Number	Part Number	Nomenclature	No. Req.	Serial Numbers Affected
81-	36814 (D) 36810 (S) 87763 (D)	DRAWING - Condenser Installation DRAWING - Condenser Scoop Installation DRAWING - Condenser Scoop Motor and Torque Tube Installation		
1	557-449	CONDENSER	1	3447001 thru 3447029
-1A	555-457	CONDENSER - Alternate	1	3447001 thru 3447029
-1B	84267-003	CONDENSER	1	3449001 and up
5	36814-003	ANGLE	1	3447001 thru 3447029
-5A	36814-004	ANGLE	1	3447001 thru 3447029
-10	100810-002	ANGLE MOUNTING - Condenser	1	3449001 and up
-10A	100810-003	ANGLE MOUNTING - Condenser	1	3449001 and up
-15	100828-002	DEFLECTOR ASSY - Condenser	1	3449001 and up
-20	100830-002	BAFFLE CONDENSER - Rear	1	3449001 and up
30	36811-002	SCOOP ASSY - Condenser	1	
35	36884-002	* SUPPORT ASSY - Actuator	1	
40	36881-016	* HINGE ASSY - Condenser Scoop	1	
45	36812-002	SUPPORT - Condenser Scoop, Left	1	
-45A	36812-003	SUPPORT - Condenser Scoop, Right	1	
50	36812-004	BRACKET - Condenser Scoop, Left Rear	1	
-50A	36812-005	BRACKET - Condenser Scoop, Right Rear	1	
55	36812-006	BRACKET - Condenser Scoop, Left Forward	1	
-55A	36812-007	BRACKET - Condenser Scoop, Right Forward	1	
60	36813-003	SUPPORT - Scoop	1	
65	36860-002	BAFFLE ASSY - Condenser Scoop	1	3447001 thru 3447029
-65A	36860-007	BAFFLE ASSY - Condenser Scoop	1	3449001 and up
70	584-019	RECEPTACLE	8	
75	484-293	RECEPTACLE	5	
80	484-342	RECEPTACLE	4	
90	691-411	MOTOR - Condenser Scoop	1	
95	87747-007	TUBE ASSY - Scoop, Torque	1	
100	87762-002	CAM - Switch	1	
-100A	486-304	SETSCREW - (MS51966-112)	2	
105	36828-003	BRACKET - Torque Tube Motor	1	3447001 thru 3447029
-105A	36828-005	BRACKET - Torque Tube Motor	1	3449001 and up
-105B	36828-004	* CLIP - BRACKET ASSY - Scoop Torque Tube	1	3449152 and up
-105C	415-319	SCREW - (MS27039-1-09)	3	
-105D	690-612	WASHER - (NAS1149F0363P)	3	
110	87748-002	ROD ASSY - Scoop	1	
115	452-334	* BEARING	1	
120	404-322	* NUT - (AN316-4R)	1	
125	452-387	* BEARING	1	
130	36825-002	BLOCK - Torque Tube Bearing	2	
135	36823-003	SLEEVE - Torque Tube	1	
-135A	415-296	SCREW - (MS27039-0817)	1	
-135B	690-616	WASHER - (NAS1149FN832P) under head	3	
-135C	690-618	WASHER - (NAS1149FN816P) under nut	1	
-135D	404-529	NUT - (MS21042-08)	1	
140	452-706	BEARING	2	
-140A	690-631	WASHER - (NAS1149F0863P)	AR	
145	401-269	BOLT - (AN3-10A)	1	
-145A	690-612	WASHER - (NAS1149F0363P)	1	
-145B	690-609	WASHER - (NAS1149F0332P)	3	
-145C	404-526	NUT - (MS21042-3)	1	
150	401-274	BOLT - (AN3-15A)	2	
-150A	690-612	WASHER - (NAS1149F0363P)	2	

- ITEM NOT ILLUSTRATED

When ordering, always specify Part Number, Description, and Serial Number of Aircraft

PIPER AIRCRAFT, INC.
PA-34-220T
AIRPLANE PARTS CATALOG

Figure and Index Number	Part Number	Nomenclature	No. Req.	Serial Numbers Affected
81-				
155	400-446	BOLT - (AN3-16A)	2	
-155A	690-612	WASHER - (NAS1149F0363P)	2	
160	86092-096	PIN - Torque Tube	1	
165	83332-002	SWITCH ASSY	1	
170	487-922	* SWITCH	4	
175	451-835	* ACTUATOR	4	
180	410-047	SCREW - (MS24694S60)	1	
-180A	690-612	WASHER - (NAS1149F0363P)	3	
-180B	404-526	NUT - (MS21042-3)	1	
185	36822-002	SUPPORT ASSY - Torque Tube Motor Bracket	1	
-185A	415-309	SCREW - (MS27039-0809)	6	
-185B	690-616	WASHER - (NAS1149FN832P)	6	
190	36822-003	SUPPORT ASSY - Torque Tube Motor Bracket	1	
-190A	415-309	SCREW - (MS27039-0809)	6	
-190B	690-616	WASHER - (NAS1149FN832P)	6	

- ITEM NOT ILLUSTRATED

When ordering, always specify Part Number, Description, and Serial Number of Aircraft

**PIPER AIRCRAFT, INC.
PA-34-220T
AIRPLANE PARTS CATALOG**

THIS PAGE INTENTIONALLY LEFT BLANK

PIPER AIRCRAFT, INC.
PA-34-220T
AIRPLANE PARTS CATALOG

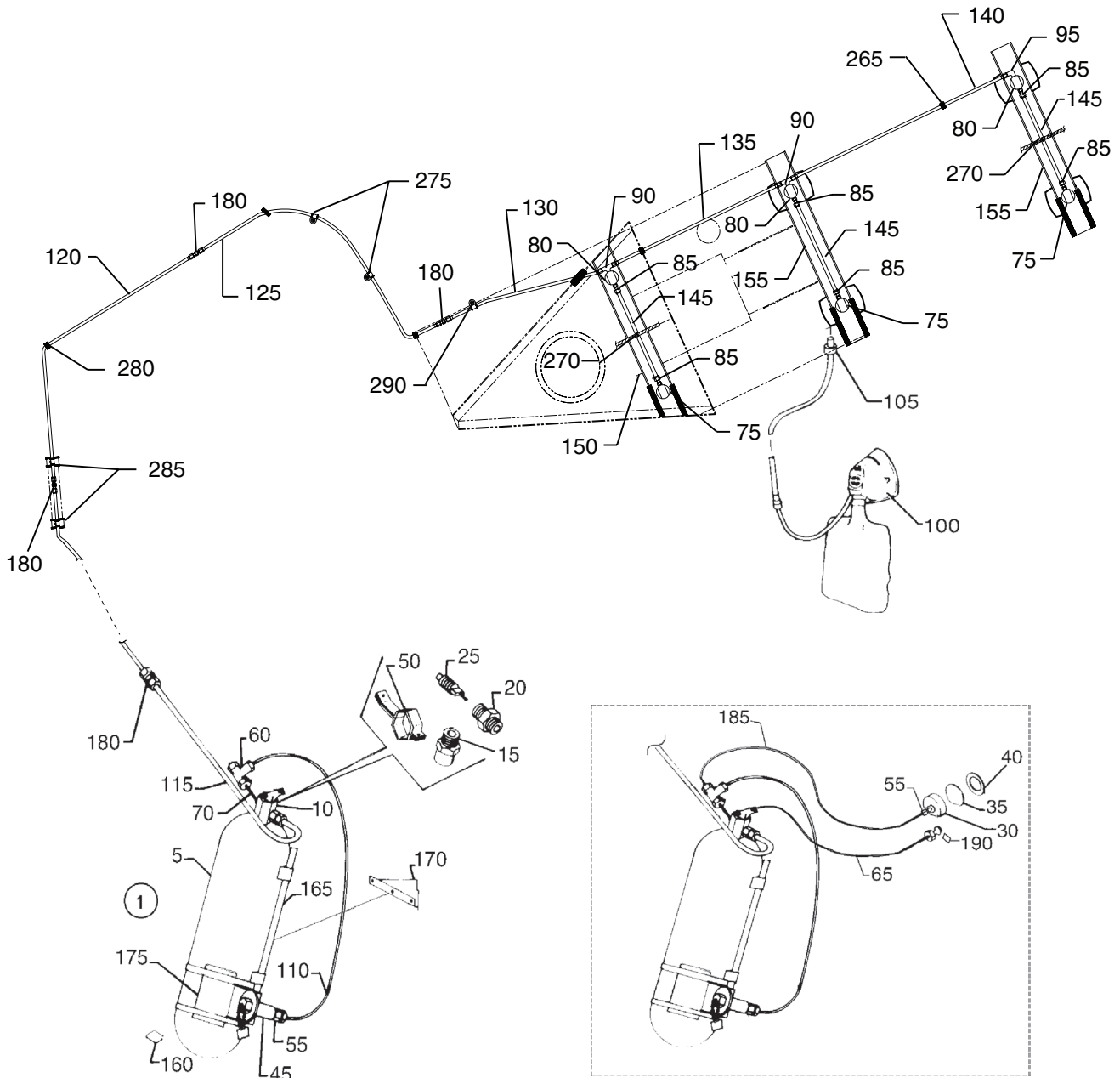


Figure 82. Oxygen System Installation
 (Sheet 1 of 2)

PIPER AIRCRAFT, INC.
PA-34-220T
AIRPLANE PARTS CATALOG

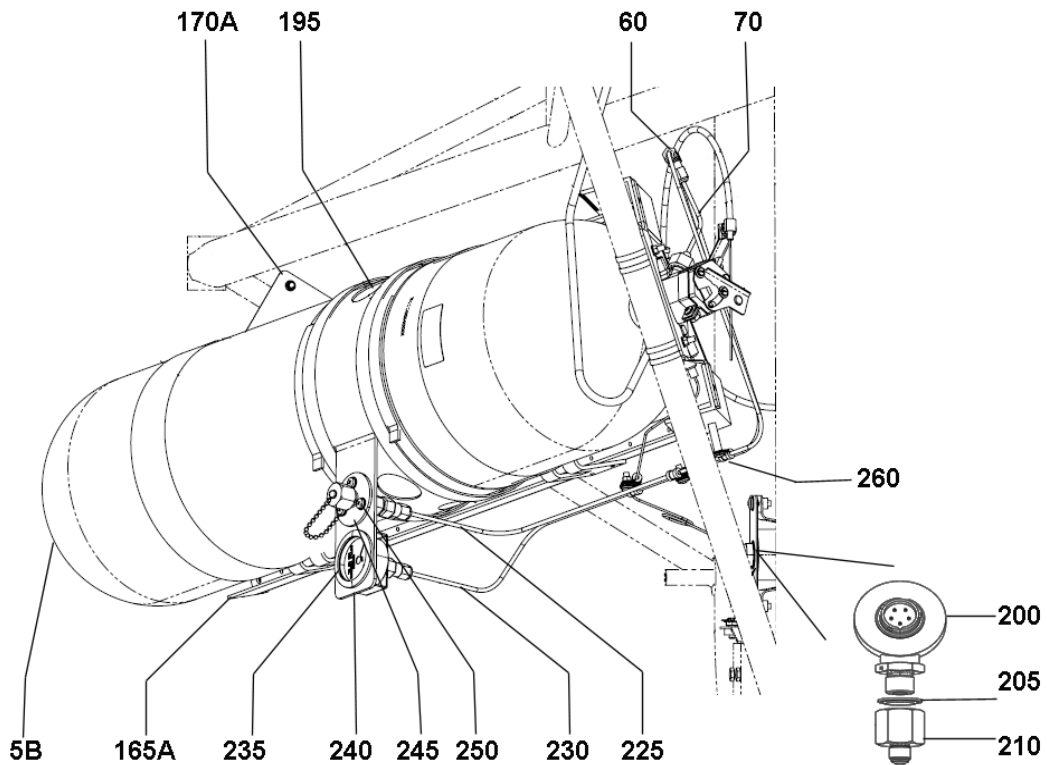


Figure 82. Oxygen System Installation
(Serial Numbers 3449459, 3449467 and up)
(Sheet 2 of 2)

PIPER AIRCRAFT, INC.
PA-34-220T
AIRPLANE PARTS CATALOG

Figure and Index Number	Part Number	Nomenclature	No. Req.	Serial Numbers Affected
82-	87441 (F) 100780 (L) 36964 (Z)	DRAWING - Fixed Oxygen System Installation DRAWING - Oxygen System Installation DRAWING - Oxygen Kit		3447001 thru 3447029 3449001 and up
1	470-619	OXYGEN KIT - (36964-003)	1	3447001 thru 3447029
-1A	651-663	OXYGEN KIT - (36964-007)	1	3449001 thru 3449458
-1B	161-004	OXYGEN KIT - (36964-009)	1	3449459, 3449467 and up
5	763-312	* CYLINDER AND REGULATOR ASSY (800112-21)	1	3447001 thru 3447029
-5A	766-575	* CYLINDER AND REGULATOR ASSY (895-23077)	1	3449001 thru 3449458
-5B	558-018	* CYLINDER AND REGULATOR ASSY (895-30077)	1	3449459, 3449467 and up
10	762-584	** REGULATOR ASSY - Oxygen (800114-03)	1	3447001 thru 3447029
15	756-507	*** RELIEF VALVE - Regulator assy (5043-14)	1	3447001 thru 3447029
20	756-505	*** VALVE ASSY - Charging (800216)	1	3447001 thru 3447029
25	753-947	*** CORE - Valve Assy (57524)	1	3447001 thru 3447029
30	755-101	* GAUGE ASSY - Oxygen (includes mounting bracket) (800435-01)	1	
35	752-355	** LENS - Oxygen Gauge (1375300-AG92)	1	
40	758-558	** BEZEL - Oxygen Gauge (802818-01)	1	
45	756-504	* CHARGING VALVE ASSY (26875-63)	1	3447001 thru 3447029
45	592-703	* CHARGING VALVE ASSY (26875-76)	1	3449001 and up
50	753-437	* BRACKET ASSY - Control Cable (800356-00)	1	
55	763-310	* CONNECTOR - Female (33525-202)	2	
60	762-023	* TEE - (1/8" diameter) (33521-002)	1	
65	753-938	* CABLE - Push-Pull Control (800177-00)	1	
70	762-024	* TUBE ASSY - High Pressure (800214-06)	1	
75	752-609	* OUTLET ASSY - Oxygen, Left (23599-11)	3	
80	752-610	* OUTLET ASSY - Oxygen, Right (23599-12)	3	
85	753-944	* CONNECTOR - Male - Low Pressure (33529-009)	6	
90	756-301	* TEE - Low Pressure (33529-805)	2	
95	754-761	* ELBOW - Low Pressure (33526-106)	1	
100	474-124	* SKY MASK - Oxygen, Sky Mask (passenger) (28314-11)	5	
-100A	761-744	* MASK ASSY - Oxygen, Duo-seal Mask with Microphone (28316-11)	1	
105	753-939	* MASK CONNECTOR - Oxygen plug-in (8570-00)	1	
110	86238-150	TUBE - High Pressure, recharge valve to tee	1	3447001 thru 3447029
-110A	86238-158	TUBE - High Pressure, recharge valve to tee	1	3449001 and up
115	86238-146	TUBE - Low Pressure	1	3447001 thru 3447029
-115A	83744-190	TUBE - Low Pressure	1	3449001 and up
120	86238-145	TUBE - Low Pressure	1	
125	86238-144	TUBE - Low Pressure	1	
130	86238-143	TUBE - Low Pressure	1	
135	36960-007	TUBE - Low Pressure	1	
140	36960-008	TUBE - Low Pressure	1	
145	36960-006	TUBE - Low Pressure	3	
150	36950-002	CHANNEL - Outlet, Overhead Panel	1	
155	36951-002	CHANNEL - Outlet	2	
160	583-946	PLACARD - OXYGEN CYLINDER INSTALL CYLINDER ... (87369-042) (See Figure 104A)	REF	3447001 thru 3447029
165	87435-002	SHELF ASSY - Oxygen Tank Support	1	3447001 thru 3447029
-165A	100781-002	SHELF ASSY - Oxygen Tank Support	1	3449001 and up
-165B	506-549	NUTPLATE	1	3449001 and up
170	87437-002	BRACKET - Oxygen Tank Shelf Support	1	3447001 thru 3447029
-170A	100782-003	BRACKET - Oxygen Tank Shelf Support	1	3449001 and up
175	87761-002	SUPPORT - Oxygen Filler Line	1	3447001 thru 3447029
-175A	87761-003	SUPPORT - Oxygen Filler Line	1	3449001 thru 3449458
180	491-164	UNION - (74011-002)	3	

- ITEM NOT ILLUSTRATED

When ordering, always specify Part Number, Description, and Serial Number of Aircraft

PIPER AIRCRAFT, INC.
PA-34-220T
AIRPLANE PARTS CATALOG

Figure and Index Number	Part Number	Nomenclature	No. Req.	Serial Numbers Affected
82-				
185	86238-152	TUBE - High Pressure	1	
190	656-147	DECAL - OXYGEN - PULL ON - (84967-155) (See Figure 104A)	REF	
195	654-208	CLAMP - (93131-079)	1	
200	548-931	PRESSURE TRANSDUCER	1	3449459, 3449467 and up
205	561-586	SEAL - Metal Boss	1	3449459, 3449467 and up
210	561-585	ADAPTOR - Male/Female	1	3449459, 3449467 and up
-215	107278-003	PLATE ASSY	1	3449459, 3449467 and up
-220	572-687	LINE ASSY - Capillary	1	3449459, 3449467 and up
225	86238-162	TUBE ASSY	1	3449459, 3449467 and up
230	86238-163	TUBE ASSY	1	3449459, 3449467 and up
235	461-915	GAUGE ASSY - Oxygen	1	
240	87761-004	SUPPORT - Oxygen Filler Line	1	3449459, 3449467 and up
245	592-703	VALVE ASSY - Charging	1	3449459, 3449467 and up
250	415-308	SCREW - (8-32 X 3/4) (MS27039-0808)	3	
-250A	690-616	WASHER - (NAS1149FN832P)	3	
-250B	404-529	NUT - (MS21042-08)	3	
-255	107278-006	BUMPER	1	3449459, 3449467 and up
-260	107305-002	HARNES ASSY - Oxygen Sensor	1	3449459, 3449467 and up
265	434-133	GROMMET - (MS35489-12)	2	
270	488-702	STRAP - (MS3367-1-9)	AR	
275	454-929	CLAMP - (PS10017-2-4)	2	
-275A	63900-127	BUSHING	2	
-275B	411-536	SCREW - (MS35207-267)	2	3449001 and up
-275C	690-609	WASHER - (NAS1149F0332P)	2	
-275D	404-526	NUT - (MS21042-3)	2	
280	434-124	GROMMET - (MS35489-7)	1	
285	454-929	CLAMP - (PS10017-2-4)	2	
-285A	554-775	CLAMP - (PS10017-2-15)	2	
-285B	411-532	SCREW - (MS35207-263)	2	
-285C	690-609	WASHER - (NAS1149F0332P)	2	
-285D	404-526	NUT - (MS21042-3)	2	
290	454-928	CLAMP - (PS10017-2-3)	1	
-290A	411-532	SCREW - (MS35207-263)	1	
-290B	690-612	WASHER - (NAS1149F0363P)	1	
-290C	404-526	NUT - (MS21042-3)	1	

- ITEM NOT ILLUSTRATED

When ordering, always specify Part Number, Description, and Serial Number of Aircraft

PIPER AIRCRAFT, INC.
PA-34-220T
AIRPLANE PARTS CATALOG

SEE FIGURE 88 FOR ICE PROTECTION
CONTROLS ON SERIAL NUMBERS 3447001
THRU 3447029 & 3449001 AND UP.

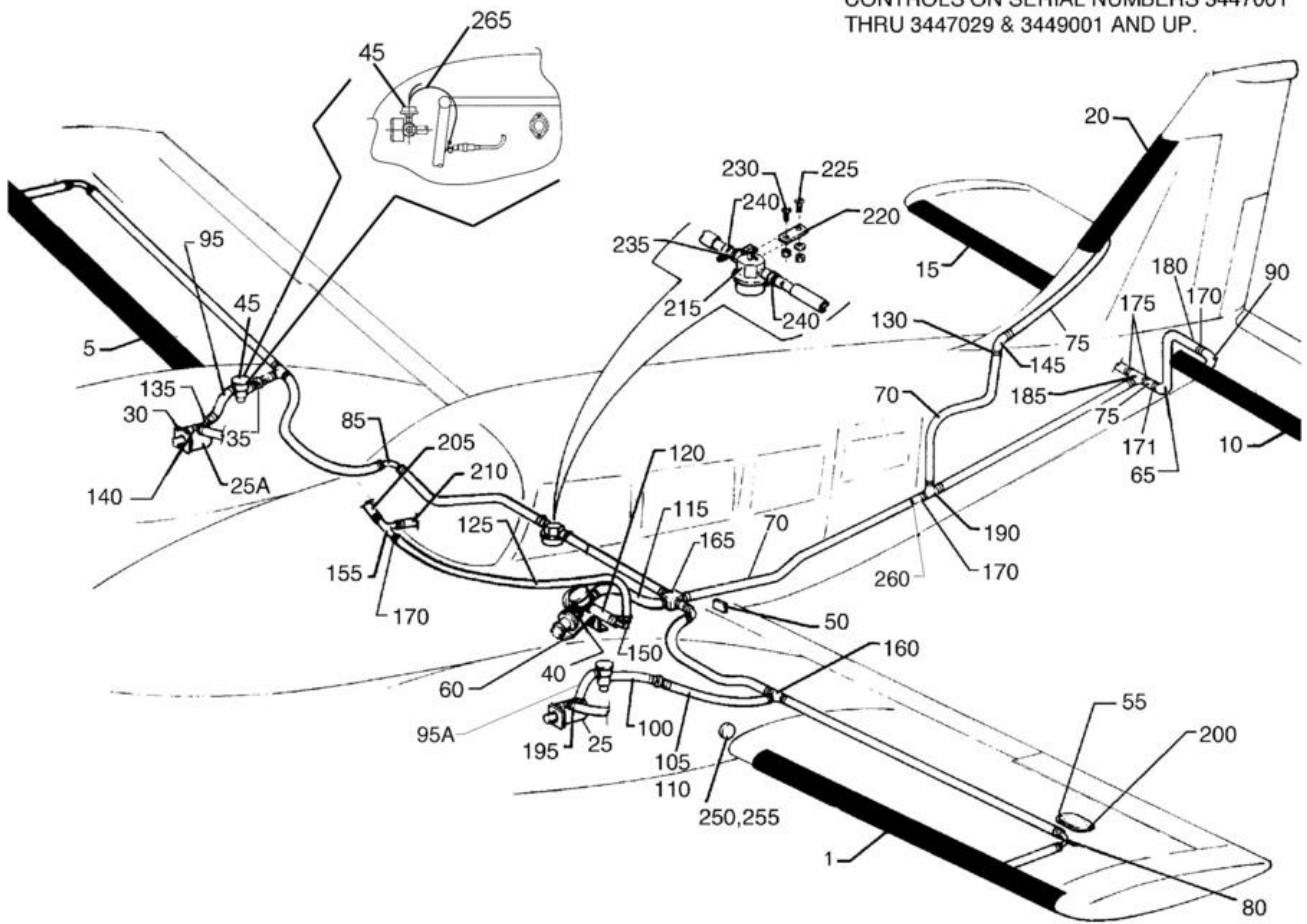


Figure 83. Ice Protection System Installation

PIPER AIRCRAFT, INC.
PA-34-220T
AIRPLANE PARTS CATALOG

Figure and Index Number	Part Number	Nomenclature	No. Req.	Serial Numbers Affected
83-	85186 (AE)	DRAWING - Ice Protection System Installation		3447001 thru 3447029; 3449001 thru 3449310, 3449312 thru 3449322, 3449324, 3449325 (without Entegra)
	87291 (Y)	DRAWING - Wing Ice Light and Stall Warning Heat		
	37309 (G)	DRAWING - Aft Wing Bottom (Outboard) Skin Assy		
	107360	DRAWING - De-Ice and Vacuum System Installation Modification		3449310 and up (with G600)
	101772 (N)	DRAWING - System Installation - Ice Protection and Vacuum		3449459, 3449467 and up
1	553-604	DE-ICER - Wing, Left	1	
5	553-603	DE-ICER - Wing, Right	1	
10	690-900	DE-ICER - Horizontal Stabilizer, Left	1	3449001 and up
10	456-427	DE-ICER - Horizontal Stabilizer, Left	1	3447001 thru 3447029
15	456-428	DE-ICER - Horizontal Stabilizer, Right	1	3447001 thru 3447029
15	690-901	DE-ICER - Horizontal Stabilizer, Right	1	3449001 and up
20	456-429	DE-ICER - Vertical Fin	1	
25	461-761	PUMP - Pressure, Left	1	
25A	461-759	PUMP - Pressure, Right	1	
30	751-859	* INSTALLATION GASKET - Pump Mounting	1	
35	492-299	VALVE - Check	2	
40	592-676	VALVE - De-icer deflate (See Note 2)	1	
45	592-662	DE-ICE CONTROL VALVE (See Note 1)	2	3449001 thru 3449151
45	689-931	DE-ICE CONTROL VALVE	2	3447001 thru 3447029
45	592-688	DE-ICE CONTROL VALVE	2	3449152 and up
50	37708-002	TIME MODULE - De-icer	1	
-50A	415-536	SCREW - (MS35206-246)	2	
-50B	690-616	WASHER - (NAS1149FN832P)	4	
-50C	404-529	NUT - (MS21042-08)	2	
55	62109-000	COVER - Wing De-ice Access	2	
-55	37713-000	COVER - Wing De-ice Access	2	3449459, 3449467 and up
60	39620-002	BRACKET ASSY - De-icer	1	
65	95153-156	TUBE	2	
-65	63976-038	GROMMET	1	3449459, 3449467 and up
-65	434-138	GROMMET	1	3449459, 3449467 and up
70	187-058	TUBE - 3/8" I.D.	AR	3449311, 3449323, 3449326 and up (with Entegra)
70	589-664	TUBE - 1/2" I.D.	AR	3447001 thru 3447029; 3449001 thru 3449310, 3449312 thru 3449322, 3449324, 3449325 (without Entegra)
-70	63976-013	GROMMET	1	3449459, 3449467 and up
-70	63976-022	GROMMET	1	3449459, 3449467 and up
-70	63976-043	GROMMET	1	3449459, 3449467 and up
-70	63976-051	GROMMET	2	3449459, 3449467 and up
-70	463-515	GROMMET	AR	3449459, 3449467 and up
-70	463-517	GROMMET	AR	3449459, 3449467 and up
75	189-493	TUBE - 3/8" I.D.	AR	
80	95153-159	ELBOW	3	
-80	453-835	BUSHING - Left and Right at Ribs	14	3449459, 3449467 and up
-80	434-135	GROMMET	2	3449459, 3449467 and up

- ITEM NOT ILLUSTRATED

When ordering, always specify Part Number, Description, and Serial Number of Aircraft

PIPER AIRCRAFT, INC.
PA-34-220T
AIRPLANE PARTS CATALOG

Figure and Index Number	Part Number	Nomenclature	No. Req.	Serial Numbers Affected
83-				
85	86238-140	TUBE BEND	2	
-85	453-894	BUSHING - Left and Right Snap	4	3449459, 3449467 and up
90	63913-001	HOSE	2	
95	69015-024	HOSE - Right	1	
95A	69015-023	HOSE - Left	1	3449311, 3449323, 3449326 and up (with Entegra)
-95B	554-639	CLAMP - Left and Right	4	3449311, 3449323, 3449326 and up (with Entegra)
100	69015-025	HOSE	2	
-100	434-144	GROMMET	2	3449459, 3449467 and up
105	69015-026	HOSE - Left	1	
-105	63976-026	GROMMET	4	3449459, 3449467 and up
-105	63976-030	GROMMET	2	3449459, 3449467 and up
110	69015-027	HOSE - Right	1	
-110	63976-080	GROMMET	2	3449459, 3449467 and up
115	63913-013	HOSE	1	
120	69015-029	HOSE	1	
125	69015-030	HOSE	1	3447001 thru 3447029; 3449001 thru 3449310, 3449312 thru 3449322, 3449324, 3449325 (with Entegra)
130	690-672	WASHER - (NAS1149D0963H)	2	
-130A	477-620	NUT - (AS5178D06)	1	
135	558-925	ELBOW - (1K1-8-12)	2	
140	558-923	ELBOW - (1K1-8-10)	1	
145	558-840	ELBOW - (AN846-6D)	1	
-145	453-831	BUSHING - Snap	1	3449459, 3449467 and up
150	86238-108	TUBE	1	
155	87378-003	TEE	1	
160	588-523	TEE	2	
165	455-404	CROSS	1	
170	554-678	CLAMP	AR	
171	554-678	CLAMP	2	3447001 thru 3447029; 3449001 thru 3449310, 3449312 thru 3449322, 3449324, 3449325 (without Entegra)
171	554-575	CLAMP	2	3449311, 3449323, 3449326 and up (with Entegra)
175	454-930	CLAMP	2	
180	63913-129	HOSE	2	
185	37715-000	TEE	1	
190	37716-000	TEE	1	
195	554-639	CLAMP	4	
200	35362-000	DOUBLER - Wing Access Cover	2	
200	37714-000	DOUBLER - Wing Access Cover	2	3449459, 3449467 and up
205	69015-044	HOSE	1	3449001 and up
205	69015-066	HOSE	1	3447001 thru 3447029
210	63913-052	HOSE	1	3447001 thru 3447029
210	69015-049	HOSE	1	3449001 and up
-210	453-833	BUSHING - Snap	3	3449459, 3449467 and up
215	491-800	VALVE - Pressure Relief	1	

- ITEM NOT ILLUSTRATED

When ordering, always specify Part Number, Description, and Serial Number of Aircraft

**PIPER AIRCRAFT, INC.
PA-34-220T
AIRPLANE PARTS CATALOG**

Figure and Index Number	Part Number	Nomenclature	No. Req.	Serial Numbers Affected
83-				
220	87755-002	STANDOFF - Valve	AR	
225	411-532	SCREW - (MS35207-263)	1	
-225A	690-612	WASHER - (NAS1149F0363P)	1	
-225B	404-526	NUT - (MS21042-3)	1	
230	411-532	SCREW - (MS35207-263)	1	
-230A	404-526	NUT - (MS21042-3)	1	
235	454-935	CLAMP	1	
240	554-575	CLAMP	2	
250	472-900	LIGHT ASSY - Ice Inspection, less lamp	1	3447001 thru 3447029; 3449001 thru 3449066
250	84579-002	WING ICE LIGHT ASSY	1	3449067 thru 3449458, 3449460 thru 3449466
250	84579-004	WING ICE LIGHT ASSY	1	3449459, 3449467 and up
255	472-125	LAMP	1	3447001 thru 3447029; 3449001 thru 3449066
260	463-518	GROMMET	1	
265	107328-003	HARNES ASSY - De-ice Right Wing	1	3449459, 3449467 and up
265	107328-004	HARNES ASSY - De-ice Left Wing	1	3449459, 3449467 and up

NOTES:

1. REFER TO PIPER SERVICE BULLETIN 1043, LATEST REVISION.
2. REFER TO PIPER SERVICE BULLETIN 1097, LATEST REVISION.

- ITEM NOT ILLUSTRATED

When ordering, always specify Part Number, Description, and Serial Number of Aircraft

**PIPER AIRCRAFT, INC.
PA-34-220T
AIRPLANE PARTS CATALOG**

THIS PAGE INTENTIONALLY LEFT BLANK

**PIPER AIRCRAFT, INC.
PA-34-220T
AIRPLANE PARTS CATALOG**

**SECTION XII
ELECTRICAL SYSTEM GROUP**

PIPER AIRCRAFT, INC.
PA-34-220T
AIRPLANE PARTS CATALOG

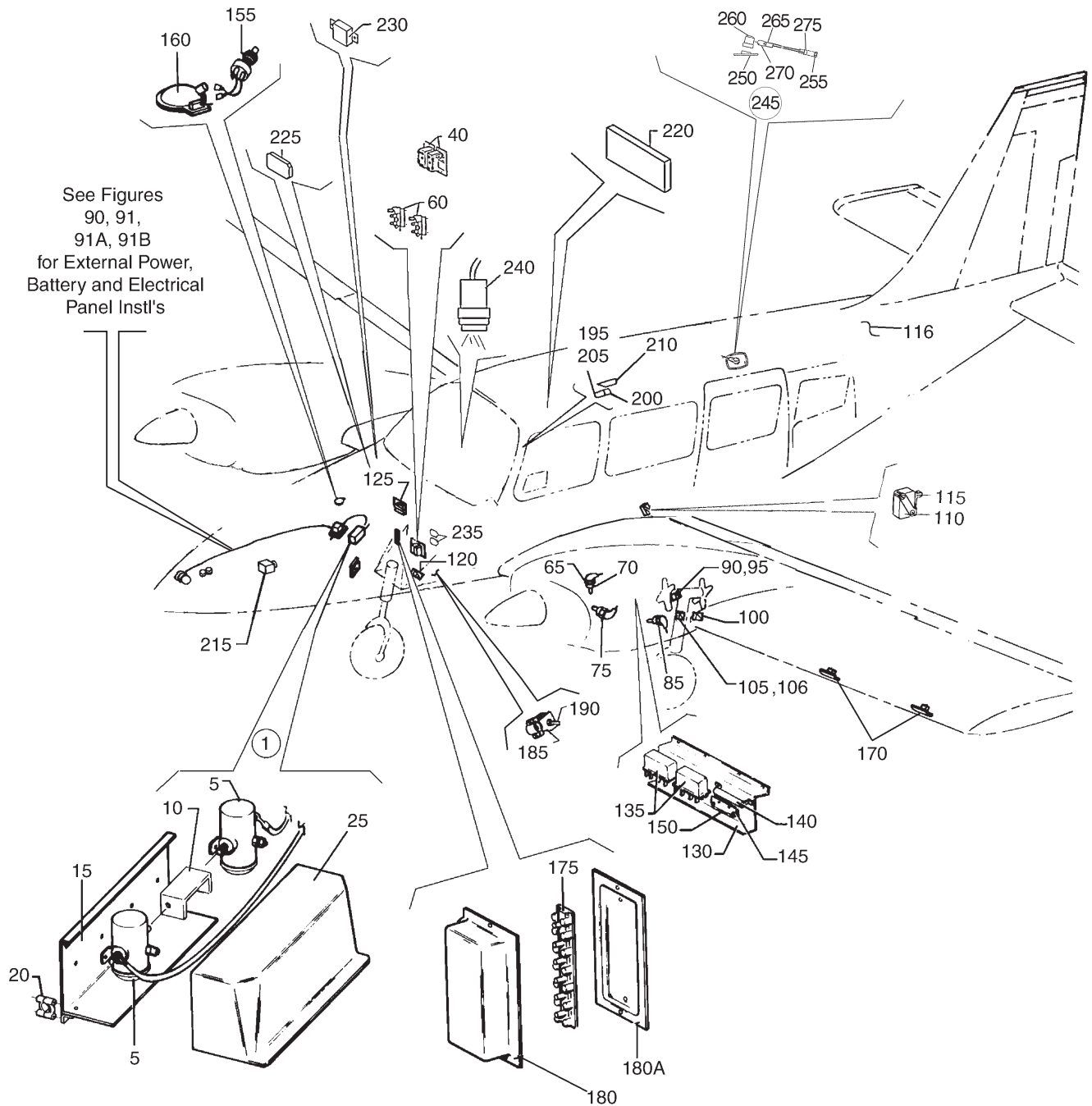


Figure 84. Electrical System Installation (Seneca IV)
Serial Numbers 3447001 thru 3447029

PIPER AIRCRAFT, INC.
PA-34-220T
AIRPLANE PARTS CATALOG

Figure and Index Number	Part Number	Nomenclature	No. Req.	Serial Numbers Affected
84-	83352 (K) 37865 (M) 87243 (F) 89727 (B) 37238 (C) 37874 (Z)	DRAWING - Electrical System Installation (Seneca IV) DRAWING - Optional Engine Primer Installation (Seneca IV) DRAWING - Lighting Installation Instrument Panel DRAWING - Voltage Monitor Installation (Seneca IV) DRAWING - Exhaust Gas Temp Installation (Seneca IV) DRAWING - Courtesy Lights Installation		3447001 thru 3447029
1	87731-003	CONTACTOR ASSY	1	
5	584-461	* SOLENOID - Starter (26898-011) (For first time replacement of 26898-008/584-420 see Piper Kit 767-391) (Reference Piper Service Letter 1116, latest revision)	2	
10	96601-000	* LINK - Copper, Solenoid	1	
15	96599-005	* FRAME ASSY - Starter Solenoid	1	
20	96597-000	* CLAMP - Solenoid Frame Support	2	
25	96600-002	* COVER - Starter Solenoid	1	
40	84199-007	REGULATOR ASSY - Voltage (Reference Piper Service Bulletin 1017, latest revision)	1	
-40A	588-794	* TERMINAL (Reference Piper Service Bulletin 1017, latest revision)	6	
-40B	598-593	* ALTERNATOR CONTROL - (B00382-1)	1	
-45	89771-002	HARNESS ASSY - Left Nose	1	
-45A	101166-007	* FUSE ASSY (Reference Piper Service Bulletin 1017, latest revision)	1	
-50	89772-002	HARNESS ASSY - Right Nose	1	
-50A	101166-006	* FUSE ASSY (Reference Piper Service Bulletin 1017, latest revision)	1	
60	89455-002	SHUNT ASSY	2	
65	553-672	TEMP SENSOR - Oil Temperature Gauge (86685-002)	2	
70	462-012	GASKET	2	
75	553-673	TEMP SENSOR - Cylinder Head Temperature (86687-002)	2	
-80	37578-008	KIT - TIT, (EGT) (470-511)	1	
85	481-361	* PROBE - Exhaust Gas Temperature (37578-003)	2	
-85A	472-340	* LEADS - Exhaust Gas Temperature (37578-004)	2	
-89	39596-003	HARNESS ASSY - Left Wing	1	
-89A	39597-004	HARNESS ASSY - Right Wing	1	
90	67411-002	* SWITCH ASSY - Down Limit, Main Gear, Left	1	
-90A	487-922	** SWITCH	1	
-90B	67411-004	* SWITCH ASSY - Down Limit, Main Gear, Right	1	
-90C	487-922	** SWITCH	1	
95	36742-015	* SWITCH ASSY - Heater Switch, Right	1	
-95A	688-244	** SWITCH	1	
100	36742-015	* SWITCH ASSY - Up Limit, Main Gear, Left	1	
-100A	688-244	** SWITCH	1	
-100B	36742-015	* SWITCH ASSY - Up Limit, Main Gear, Right	1	
105	36742-013	* SWITCH ASSY - Squat, Stall Warning Prevention, Main Gear, Left	2	
-105A	688-244	** SWITCH	1	
-105B	36742-013	* SWITCH ASSY - Squat, Stall Warning Prevention, Main Gear, Right	1	
-105C	688-244	** SWITCH	1	
106	36750-004	BRACKET - Left Gear	1	
-106A	36750-003	BRACKET - Right Main Gear	1	
-106B	67023-001	ACTUATOR - Right Main Gear	1	
110	487-925	SWITCH - Stall Warning Horn	1	
115	451-841	ACTUATOR - Stall Warning Switch	1	

- ITEM NOT ILLUSTRATED

When ordering, always specify Part Number, Description, and Serial Number of Aircraft

PIPER AIRCRAFT, INC.
PA-34-220T
AIRPLANE PARTS CATALOG

Figure and Index Number	Part Number	Nomenclature	No. Req.	Serial Numbers Affected
84-				
116	39595-003	HARNESSESS - Air Valve Switch	1	
120	87300-002	SWITCH ASSY - Up Limit, Nose Gear	1	
125	87300-003	SWITCH ASSY - Down Limit, Nose Gear	1	
130	85582-003	CONTROL ASSY - Auxiliary Fuel	2	
135	584-280	* RELAY ASSY	2	
140	473-642	* RESISTOR - Top	1	
-140A	584-375	* RESISTOR - Bottom	1	
145	38255-002	BLOCK ASSY (Used if optional engine primer system is installed)	1	
150	67487-002	DIODE ASSY (Used if optional engine primer system is installed)	1	
155	37873-002	SWITCH ASSY - Baggage Light, Automatic	1	
160	87499-007	LIGHT ASSY - Forward Baggage (without Light Switch)	1	
170	548-895	DETECTOR - Lift, heated	2	
170	548-564	DETECTOR - Lift, unheated	2	
175	588-362	STRIP - Terminal	1	
180	95213-002	COVER - Terminal Strip, Forward	1	
180A	95213-000	COVER - Terminal Strip, Aft	1	
185	96592-000	BRACKET ASSY - Landing Light Switch, Nose Gear	1	
190	588-014	* SWITCH	1	
195	572-673	BULB - Side	1	
200	69960-003	SOCKET ASSY - Lamp	2	
205	560-840	FILTER - Lamp	1	
210	87237-003	CLIP - Panel Light	1	
215	37873-004	SWITCH ASSY - Baggage Light, Automatic	1	
220	83358-002	DIMMER ASSY - Annunciator Box	1	
-220A	584-297	* RELAY	6	
-220B	686-812	* RELAY - May be substituted for 584-297	6	
-220C	686-813	* RELAY - May be substituted for 584-297	6	
-220D	686-814	* RELAY	2	
-220E	456-703	* DIODE - (IN2071A)	8	
-220F	599-179	* RESISTOR	18	
-220G	83357-002	* BASE	1	
-220H	83357-003	* COVER	1	
-220I	694-006	* RESISTOR	3	
225	85299-005	CONTROL ASSY - Ammeter (Replaces Existing Assy)	1	
-225A	686-814	* RELAY	1	
230	475-272	* MONITOR - Low Voltage	1	
235	584-278	CONTACTOR - Avionics (Reference Piper Service Letter 1116, latest revision.)	2	
240	39595-038	LIGHT ASSY - (part of Engine Controls Cover Assy)	1	
-240A	472-824	* LIGHT	1	
-240B	556-044	* CONNECTOR	1	
245	85311-004	LIGHT ASSY, Courtesy - Aft	1	
245	85311-005	READING LIGHT ASSY - (28 VOLT)	1	3449487 and up
250	85310-002	* BEZEL	1	
255	480-656	* PIN	2	
260	558-300	* CUP & LENS ASSY	1	
265	683-502	* LAMP HOLDER	1	
270	472-027	* LAMP	1	
275	582-692	* CAP	1	
-280	419-806	SCREW - (MS21207-C6-8) Aft Light Assy	2	
-280	520-043	SCREW - (MS51861-24)	2	3449487 and up

- ITEM NOT ILLUSTRATED

When ordering, always specify Part Number, Description, and Serial Number of Aircraft

**PIPER AIRCRAFT, INC.
PA-34-220T
AIRPLANE PARTS CATALOG**

THIS PAGE INTENTIONALLY LEFT BLANK

PIPER AIRCRAFT, INC.
PA-34-220T
AIRPLANE PARTS CATALOG

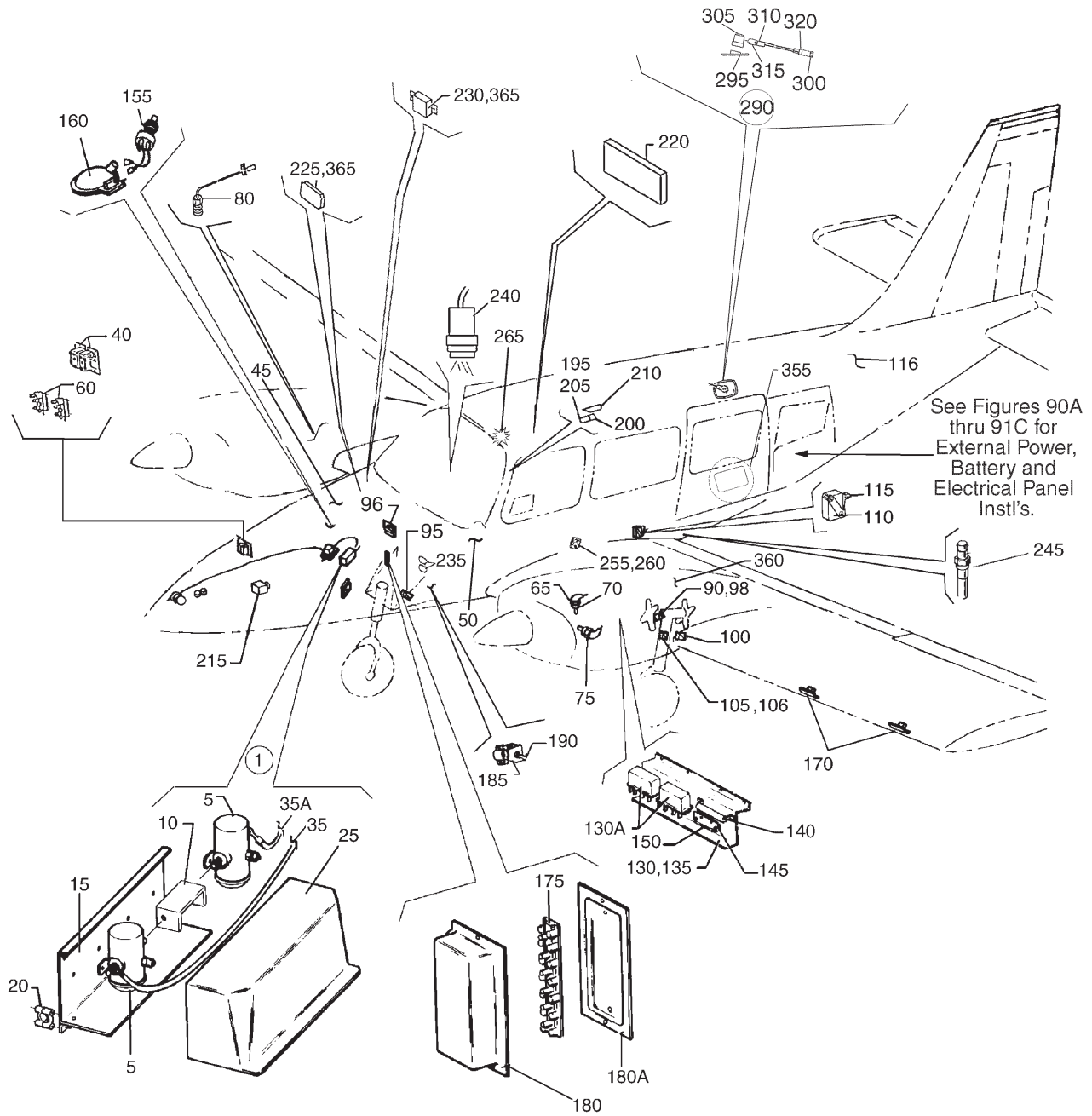


Figure 84A. Electrical System Installation (Seneca V)
 Serial Numbers 3449001 thru 3449458
 (Sheet 1 of 2)

PIPER AIRCRAFT, INC.
PA-34-220T
AIRPLANE PARTS CATALOG

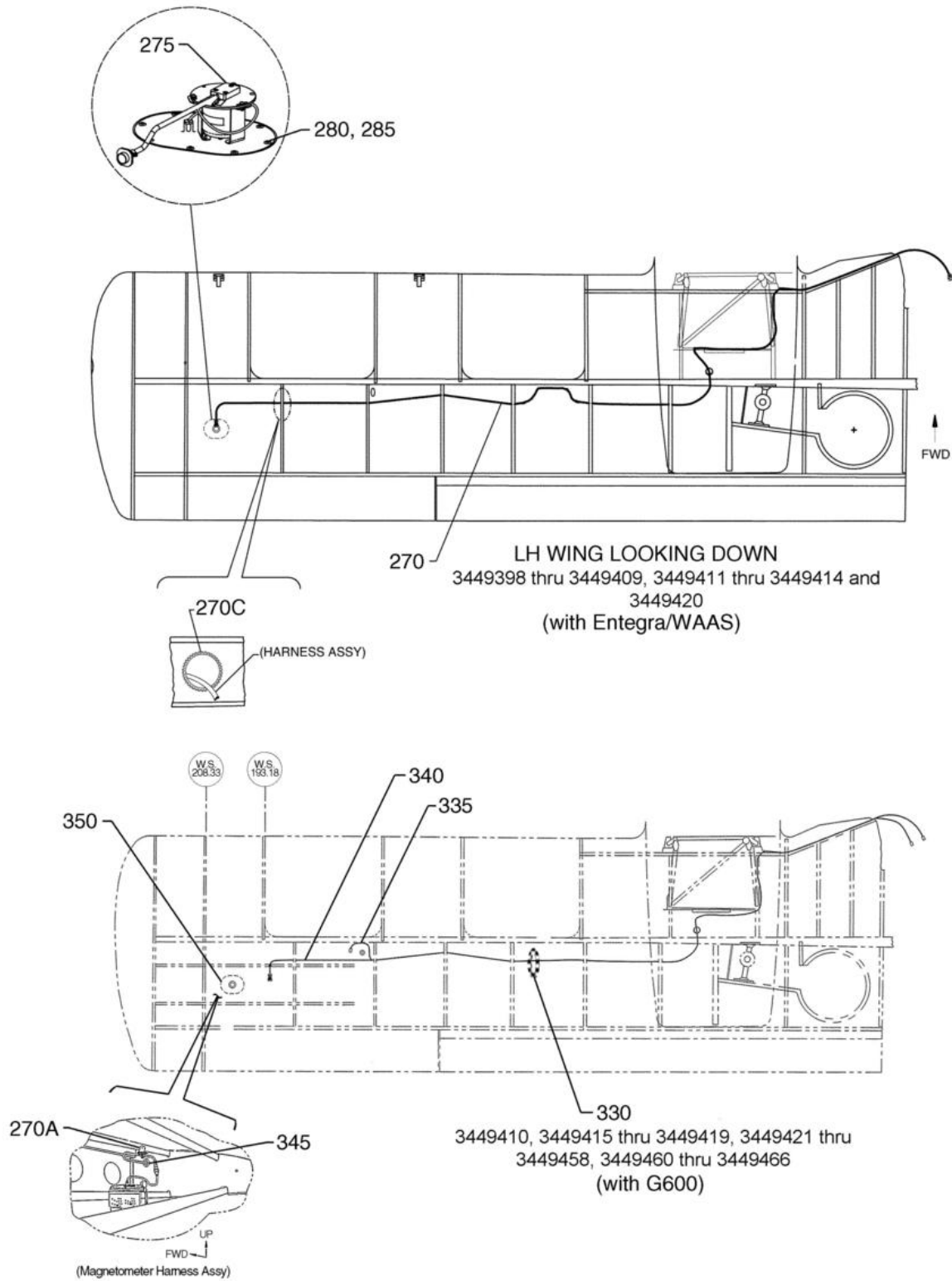


Figure 84A. Electrical System Installation (Seneca V)
 (Sheet 2 of 2)

PIPER AIRCRAFT, INC.
PA-34-220T
AIRPLANE PARTS CATALOG

Figure and Index Number	Part Number	Nomenclature	No. Req.	Serial Numbers Affected
84A-	100650 (N)	DRAWING - Electrical Installation (Seneca V)		3449001 thru 3449151
	104179 (H)	DRAWING - Electrical System Installation (Seneca V)		3449152 thru 3449177
	104395 (AP)	DRAWING - Electrical System Installation (Seneca V)		3449178 thru 3449310, 3449312 thru 3449322, 3449324, 3449325 (without Entegra)
	101816 (P)	DRAWING - Electrical Installation (Seneca V)		3449311, 3449323, 3449326 thru 3449458 (with Entegra/WAAS)
	37874 (U)	DRAWING - Courtesy Lights Installation		
	87243 (F)	DRAWING - Lighting Installation Instrument Panel		
	101814 (J)	DRAWING - Avionics System Installation with Entegra		3449311, 3449323, 3449326 thru 3449458 (with Entegra/WAAS)
	107350	DRAWING - G600 Avionics Installation		3449410 thru 3449458 (with G600)
	87291 (Y)	DRAWING - Stall Warn Heat and Wing Ice Light Installation		
	107320 (C)	DRAWING - AHRS System Installation		3449410 thru 3449458 (with G600)
107330 (A)	DRAWING - ADC System Installation		3449410 thru 3449458 (with G600)	
1	87731-004	CONTACTOR ASSY	1	3449001 thru 3449177, 3449301 thru 3449405
1	105586-002	CONTACTOR ASSY - Starter	1	3449178 thru 3449300, 3449406 and up (without Entegra)
5	584-461	* SOLENOID - Starter (26898-011) (For first time replacement of 26898-008/584-420 see Piper Kit 767-391) (Reference Piper Service Letter 1116, latest revision)	2	3449001 thru 3449177, 3449301 thru 3449405
5	599-711	* CONTACTOR	2	3449178 thru 3449300, 3449406 thru 3449458
10	96601-000	* LINK - Copper, Solenoid	1	3449001 thru 3449177, 3449301 thru 3449405
15	96599-005	* FRAME ASSY - Starter Solenoid	1	3449001 thru 3449177, 3449301 thru 3449405
15	96599-007	* FRAME ASSY	1	3449178 thru 3449300, 3449406 thru 3449458
20	96597-000	* CLAMP - Solenoid Frame Support	2	
25	96600-002	* COVER - Starter Solenoid	1	
-30	690-611	WASHER - Under Nut (NAS1149F0463P)	4	3449001 thru 3449177, 3449301 thru 3449405 (without Entegra)
-30	690-613	WASHER - Contactor Assy (NAS1149F0432P)	4	3449178 thru 3449300, 3449406 and up (without Entegra)
-30A	404-530	NUT - Contactor Assy (MS21042-4)	AR	
-30B	401-307	BOLT - Contactor Assy (AN4-4A)	2	3449178 thru 3449300, 3449406 and up (without Entegra)
-30B	400-002	BOLT - (AN4-5A)	4	3449001 thru 3449177, 3449301 thru 3449405 (without Entegra)
35	87502-018	FUSE ASSY - Left	1	
35A	87502-017	FUSE ASSY - Right	1	

- ITEM NOT ILLUSTRATED

When ordering, always specify Part Number, Description, and Serial Number of Aircraft

PIPER AIRCRAFT, INC.
PA-34-220T
AIRPLANE PARTS CATALOG

Figure and Index Number	Part Number	Nomenclature	No. Req.	Serial Numbers Affected
84A-				
-39	100973-003	MOUNTING ASSY - Volt Regulator (Complete)	1	
40	84199-006	* REGULATOR ASSY - Voltage (Reference Piper Service Bulletin 1017, latest revision)	2	
-40A	588-794	* TERMINAL (Reference Piper Service Bulletin 1017, latest revision)	9	
-40B	598-593	* ALTERNATOR CONTROL - (B00382-1)	1	
45	100803-002	HARNESS ASSY - Left Nose	1	3449001 thru 3449310, 3449312 thru 3449322, 3449324, 3449325 (without Entegra)
45	101815-104	HARNESS ASSY - Left Nose	1	3449311, 3449323, 3449326 thru 3449458 (with Entegra)
-45A	101166-007	* FUSE ASSY (Reference Piper Service Bulletin 1017, latest revision)	1	
50	100804-002	HARNESS ASSY - Right Nose	1	3449001 thru 3449310, 3449312 thru 3449322, 3449324, 3449325 (without Entegra)
50	101815-105	HARNESS ASSY - Right Nose	1	3449311, 3449323, 3449326 thru 3449458 (with Entegra)
-50A	101166-006	* FUSE ASSY (Reference Piper Service Bulletin 1017, latest revision)	1	
60	89455-003	SHUNT ASSY	2	
-60A	411-531	SCREW - (MS35207-262)	4	3449001 thru 3449310, 3449312 thru 3449322, 3449324, 3449325 (without Entegra)
-60A	411-534	SCREW - (MS35207-265)	4	3449311, 3449323, 3449326 and up (with Entegra)
-60B	100988-004	SHELF ASSY EQUIPMENT	1	3449001 thru 3449151
-60B	100988-006	SHELF ASSY EQUIPMENT	1	3449152 and up
65	553-672	TEMP SENSOR - Oil Temperature Gauge (86685-002) (Reference Piper Service Letter 1020, latest revision)	2	
70	462-012	GASKET - (MS35769-11)	2	
75	553-673	TEMP SENSOR - Cylinder Head Temperature (86687-002) (Reference Piper Service Letters 1020 and 1025, latest revision)	2	
-75A	558-011	THERMOCOUPLE - Cylinder Head (Part of Left & Right Wing Harness Assy)	12	3449311, 3449323, 3449326 and up (with Entegra)
80	481-389	PROBE ASSY - TIT	2	3449001 thru 3449177
80	481-392	PROBE ASSY - TIT, alternate	2	3449001 thru 3449177
80	481-400	PROBE ASSY - TIT	2	3449178 thru 3449310, 3449312 thru 3449322, 3449324, 3449325 (without Entegra)
80	686-216	SENSOR - TIT Probe	2	3449311, 3449323, 3449326 and up (with Entegra)
-85	104366-002	HARNESS ASSY - Right Wing	1	3449152 thru 3449177
-85	101815-103	HARNESS ASSY - Right Wing	1	3449311, 3449323, 3449326 thru 3449458 (with Entegra)

- ITEM NOT ILLUSTRATED

When ordering, always specify Part Number, Description, and Serial Number of Aircraft

PIPER AIRCRAFT, INC.
PA-34-220T
AIRPLANE PARTS CATALOG

Figure and Index Number	Part Number	Nomenclature	No. Req.	Serial Numbers Affected
84A-85	101815-102	HARNES ASSY - Left Wing	1	3449311, 3449323, 3449326 thru 3449458 (with Entegra)
90	67411-002	* SWITCH ASSY - Down Limit, Main Gear, Left	1	3449001 thru 3449458
-90A	487-922	** SWITCH	1	
-90B	67411-004	* SWITCH ASSY - Down Limit, Main Gear, Right	1	3449001 thru 3449458
-90C	487-922	** SWITCH	1	
95	87300-002	SWITCH ASSY - Up Limit, Nose Gear	1	
96	87300-003	SWITCH ASSY - Down Limit, Nose Gear	1	
98	36742-015	* SWITCH ASSY - Heater Switch, Right	1	
-98A	688-244	** SWITCH	1	
100	36742-015	* SWITCH ASSY - Avionics and Up Limit, Main Gear, Left	2	
-100A	688-244	** SWITCH	2	
-100B	36742-015	* SWITCH ASSY - Up Limit, Main Gear, Right	1	
-100C	688-244	** SWITCH	1	
105	36742-013	* SWITCH ASSY - Squat, Stall Warning Prevention, Main Gear, Left	2	
-105A	36742-013	* SWITCH ASSY - Squat, Stall Warning Prevention, Main Gear, Right	1	
-105B	688-244	** SWITCH	AR	
106	36750-004	BRACKET - Squat Switch, Left Gear	1	
-106A	36750-003	BRACKET - Squat Switch, Right Main Gear	1	3449001 thru 3449310, 3449312 thru 3449322, 3449324, 3449325 (without Entegra)
-106A	36750-005	BRACKET - Squat Switch, Right Main Gear	1	3449311, 3449323, 3449326 thru 3449458 (with Entegra)
-106B	67023-001	BRACKET - Squat Switch Actuator, Right Main Gear	1	
110	487-925	SWITCH - Stall Warning Horn	1	
115	451-841	ACTUATOR - Stall Warning Switch	1	
116	39595-003	HARNES - Air Valve Switch	1	
130	85582-009	CONTROL ASSY - Auxiliary Fuel (Reference Piper Service Spares Letter 451, latest revision)	2	3449001 thru 3449177
130	85582-011	CONTROL ASSY - Auxiliary Fuel (Reference Piper Service Spares Letter 451, latest revision)	2	3449178 thru 3449310, 3449312 thru 3449322, 3449324, 3449325 (without Entegra)
130A	584-280	* RELAY ASSY	1	3449001 thru 3449177
130A	584-315	* RELAY ASSY	1	3449178 thru 3449310, 3449312 thru 3449322, 3449324, 3449325 (without Entegra)
135	37752-003	BRACKET ASSY - Aux. Fuel Control	1	3449311, 3449323, 3449326 and up (with Entegra)
140	85456-002	SENSOR ASSY - Pitot Heat (Left Wing) (See Figure 46)	REF	
-140A	415-519	SCREW - (MS35206-229)	2	
-140B	690-640	WASHER - (NAS1149FN632P)	2	
145	38255-002	BLOCK ASSY (Used if optional engine primer system is installed)	1	
150	67487-002	DIODE ASSY (Used if optional engine primer system is installed)	1	

- ITEM NOT ILLUSTRATED

When ordering, always specify Part Number, Description, and Serial Number of Aircraft

PIPER AIRCRAFT, INC.
PA-34-220T
AIRPLANE PARTS CATALOG

Figure and Index Number	Part Number	Nomenclature	No. Req.	Serial Numbers Affected
84A-155	37873-002	SWITCH ASSY - Baggage Light, Automatic	1	3449001 thru 3449310, 3449312 thru 3449322, 3449324, 3449325 (without Entegra)
155	37873-004	SWITCH ASSY - Baggage Light, Automatic	1	3449311, 3449323, 3449326 and up (with Entegra)
160	87499-006	LIGHT ASSY - Forward Baggage (with Light Switch)	1	
160	87499-007	LIGHT ASSY - Forward Baggage (without Light Switch)	1	3449001 thru 3449486
170	548-895	DETECTOR - Lift, heated	2	
170	548-564	DETECTOR - Lift, unheated	2	
175	588-362	STRIP - Terminal (MS27212-1-6)	1	
180	95213-002	COVER - Terminal Strip, Forward	1	
180A	95213-000	COVER - Terminal Strip, Aft	1	
185	96592-000	BRACKET ASSY - Landing Light Switch, Nose Gear	1	
190	588-014	* SWITCH - (MS25307-292)	1	
195	572-673	BULB - Side	1	
200	69960-003	SOCKET ASSY - Lamp	2	
205	560-840	FILTER - Lamp	1	
210	87237-003	CLIP - Panel Light	1	
215	37873-004	SWITCH ASSY - Baggage Light, Automatic	1	
220	83358-004	DIMMER ASSY - Annunciator Box	1	3449001 thru 3449177
220	104445-003	DIMMER ASSY - Annunciator Box	1	3449178 thru 3449310, 3449312 thru 3449322, 3449324, 3449325 (without Entegra)
220	101907-003	DIMMER ASSY - Annunciator Box	1	3449311, 3449323, 3449326 thru 3449458 (with Entegra)
225	89840-004	VOLTAGE MONITOR - Low Volt Sensor	1	3449001 thru 3449310, 3449312 thru 3449322, 3449324, 3449325 (without Entegra)
225	89840-006	VOLTAGE MONITOR - Low Volt Sensor	1	3449311, 3449323, 3449326 thru 3449458 (with Entegra)
-225A	461-657	* FUSE	1	3449001 thru 3449310, 3449312 thru 3449322, 3449324, 3449325 (without Entegra)
-225B	461-628	* FUSEHOLDER	1	3449001 thru 3449310, 3449312 thru 3449322, 3449324, 3449325 (without Entegra)
230	475-272	* MONITOR - Low Voltage	1	
235	584-278	CONTACTOR - Avionics (Reference Piper Service Letter 1116, latest revision)	2	
240	39595-038	LIGHT ASSY - (part of Engine Controls Cover Assy)	1	
-240A	472-824	* LIGHT	1	
-240B	556-044	* CONNECTOR	1	
245	686-086	SENSOR - OAT Probe	1	
-250	100659-002	SWITCH ASSY CROSSFEED	1	
255	487-922	* SWITCH	2	
260	451-835	* ACTUATOR	2	

- ITEM NOT ILLUSTRATED

When ordering, always specify Part Number, Description, and Serial Number of Aircraft

PIPER AIRCRAFT, INC.
PA-34-220T
AIRPLANE PARTS CATALOG

Figure and Index Number	Part Number	Nomenclature	No. Req.	Serial Numbers Affected
84A-265	101815-107	HARNES ASSY - Left Windshield Column	1	3449311, 3449323, 3449326 thru 3449458 (with Entegra)
270	101753-004	HARNES ASSY - MAG/OAT	1	3449311, 3449323, 3449326 thru 3449458 (with Entegra/WAAS)
270A	475-229	MOUNT	1	3449311, 3449323, 3449326 thru 3449458 (w/Entegra/WAAS/G600)
-270B	488-752	STRAP	1	3449311, 3449323, 3449326 thru 3449458 (with Entegra/G600)
275	101802-004	COVER ASSY - Magnetometer	1	3449311, 3449323, 3449326 thru 3449458 (with Entegra)
280	419-923	SCREW - (8 X 1/2 sheet metal - Type B)	8	3449311, 3449323, 3449326 thru 3449458 (with Entegra)
285	603-333	SPEED NUT	8	3449311, 3449323, 3449326 and up (with Entegra)
290	85311-004	LIGHT ASSY - Courtesy, Aft	1	
290	85311-005	READING LIGHT ASSY - (28 VOLT)	1	3449487 and up
295	85310-002	* BEZEL	1	
300	480-656	* PIN	2	
305	558-300	* CUP & LENS ASSY	1	
310	683-502	* LAMP HOLDER -	1	
315	472-027	* LAMP	1	
320	582-692	* CAP	1	
-325	419-806	SCREW - (MS21207-C6-8) Aft Light Assy	2	
-325	520-043	SCREW - (MS51861-24)	2	3449487 and up
330	189-625	GROMMET	AR	3449410 and up (with G600)
335	107322-004	HARNES ASSY - Magnetometer	1	3449410 thru 3449458 (with G600)
340	107332-004	HARNES ASSY - OAT	1	3449410 thru 3449458 (with G600)
345	434-141	GROMMET - (MS35489-20)	1	3449410 and up (with G600)
350	107302-002	COVER ASSY - Magnetometer, Left wing	1	3449410 thru 3449458 (with G600)
-350A	107302-003	COVER ASSY - Magnetometer, Right wing	1	3449410 thru 3449458 (with G600)
-350B	38572-002	* COVER - Wing Bottom (Left and Right)	1	3449410 thru 3449458 (with G600)
-350C	410-055	SCREW - (MS24694-C4)	8	3449410 thru 3449458 (with G600)
355	100969-004	JACK ASSY - Intercom	1	
360	652-611	KIT - DAU	2	3449311, 3449323, 3449326 thru 3449458 (with Entegra/WAAS)
365	415-520	SCREW - (MS35206-230)	2	
365A	690-640	WASHER - (NAS1149FN632P)	2	

- ITEM NOT ILLUSTRATED

When ordering, always specify Part Number, Description, and Serial Number of Aircraft

**PIPER AIRCRAFT, INC.
PA-34-220T
AIRPLANE PARTS CATALOG**

THIS PAGE INTENTIONALLY LEFT BLANK

PIPER AIRCRAFT, INC.
PA-34-220T
AIRPLANE PARTS CATALOG

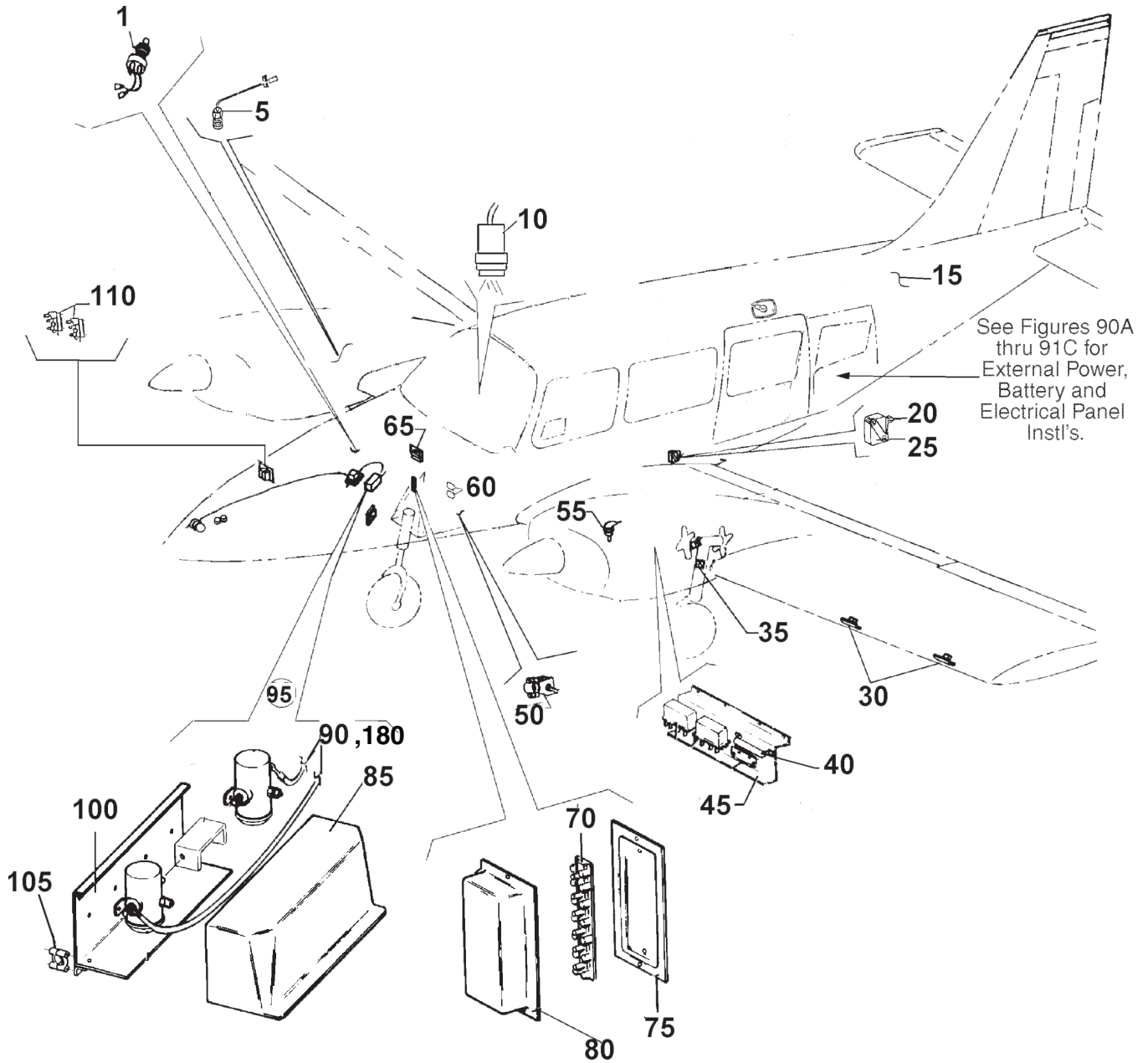
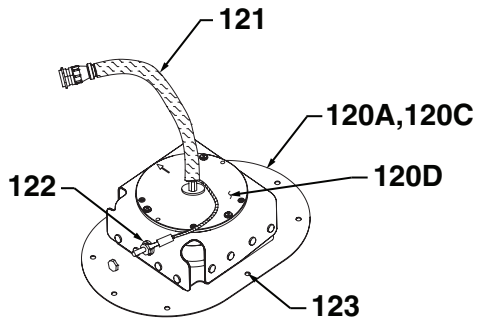
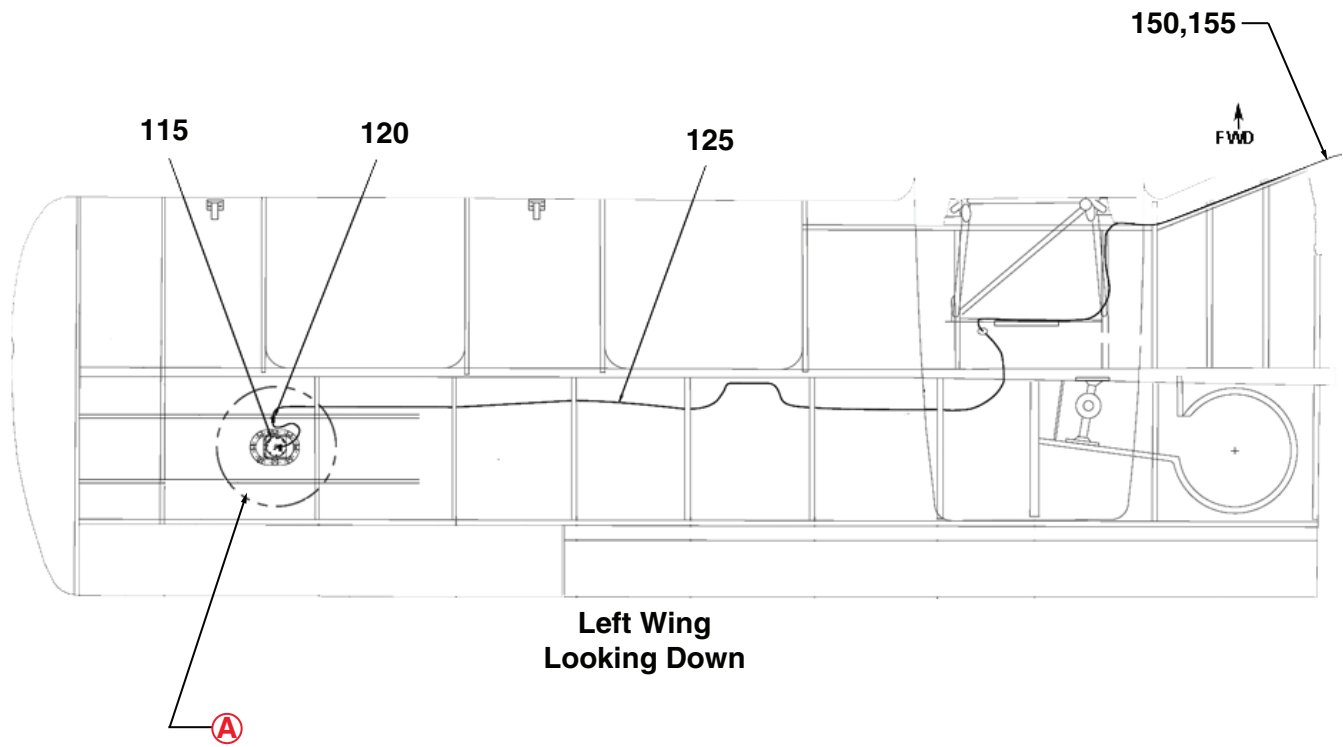
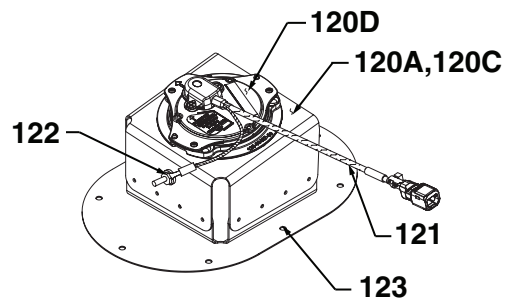


Figure 84B. Electrical System Installation Seneca V G1000 / NXi
 (Serial Numbers 3449459, 3449467 and up)
 (Sheet 1 of 3)

**PIPER AIRCRAFT, INC.
PA-34-220T
AIRPLANE PARTS CATALOG**



**3449459, 3449467
thru 3449508
G1000**



**3449509 and up
G1000 NXi**

VIEW A

Figure 84B. Electrical System Installation Seneca V G1000 / NXi
(Serial Numbers 3449459, 3449467 and up)
(Sheet 2 of 3)

PIPER AIRCRAFT, INC.
PA-34-220T
AIRPLANE PARTS CATALOG

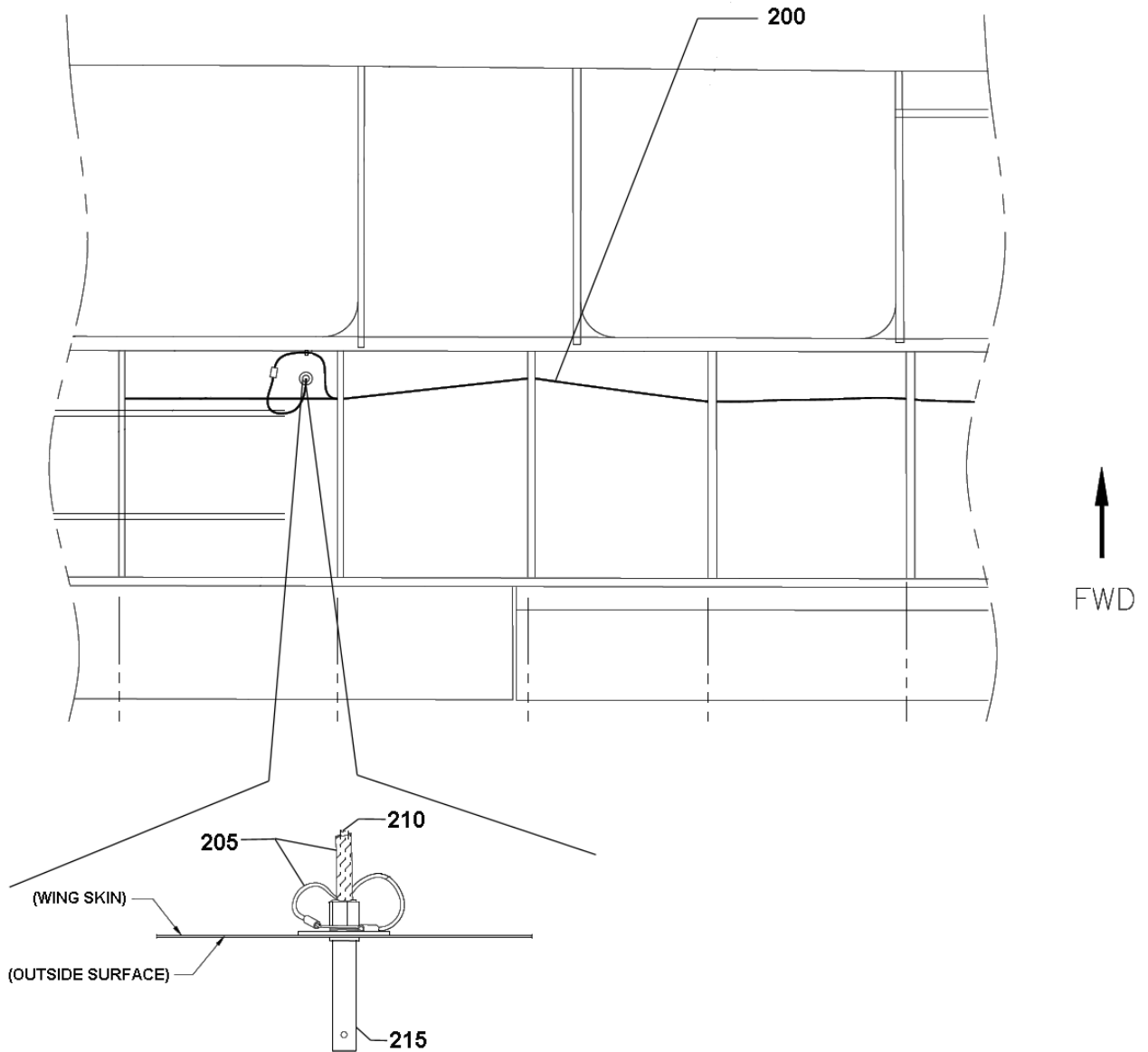


Figure 84B. Electrical System Installation Seneca V G1000 / NXi
(Serial Numbers 3449459, 3449467 and up)
(Sheet 3 of 3)

PIPER AIRCRAFT, INC.
PA-34-220T
AIRPLANE PARTS CATALOG

Figure and Index Number	Part Number	Nomenclature	No. Req.	Serial Numbers Affected
84B-	107270 (R)	DRAWING - Electrical Installation Seneca V – G1000		3449459, 3449467 thru 3449508
	107252 (E)	DRAWING - System Installation – Air Data		3449459, 3449467 thru 3449508
	107251 (D)	DRAWING - System Installation – AHRS		3449459, 3449467 thru 3449508
	34F24A000 (D)	DRAWING - Electrical Installation – Seneca V G1000 NXi		3449509 and up
	34W34A000	DRAWING - System Installation – Wing Sensors		3449509 and up
	34W24A000	DRAWING - Electrical Installation – LH and RH Wing		3449509 and up
	34F34A000 (B)	DRAWING - System Installation – G1000 NXi Avionics		3449509 and up
	107299 (M)	DRAWING - Avionics Provisions Installation		3449459, 3449492 and up
1	37873-004	SWITCH ASSY - Baggage Light, Automatic	1	
5	686-216	SENSOR - TIT Probe	2	
10	39595-038	LIGHT ASSY - (part of Engine Controls Cover Assy)	1	
15	39595-003	HARNESS ASSY - Air Valve Switch	1	
20	451-841	ACTUATOR - Stall Warning Switch	1	
25	487-925	SWITCH - Stall Warning Horn	1	
30	548-564	DETECTOR - Lift, Unheated	2	
35	36750-002	BRACKET - Squat Switch - Left Main Gear	1	3449467 thru 3449491
35	36750-004	BRACKET - Squat Switch - Left Main Gear	1	3449492 and up
-35A	36750-003	BRACKET - Squat Switch - Right Main Gear	1	
40	85456-002	SENSOR ASSY - Pitot Heat - Left Wing	1	
45	37752-003	BRACKET ASSY - Aux. Fuel Control	1	
50	96592-000	BRACKET ASSY - Landing Light Switch, Nose Gear	1	
55	553-672	TEMP SENSOR - Oil Temperature Gauge (86685-002) (Reference Piper Service Letter 1020, latest revision)	2	
60	584-278	CONTACTOR - Avionics (Reference Piper Service Letter 1116, latest revision)	2	
65	87300-003	SWITCH ASSY - Down Limit, Nose Gear	1	
70	588-362	STRIP - Terminal (MS27212-1-6)	1	
75	95213-000	COVER - Terminal Strip, Aft	1	
80	95213-002	COVER - Terminal Strip, Forward	1	
85	96600-002	COVER - Starter Solenoid	1	
-85A	419-925	SCREW - 8 3/8	6	
-85B	603-333	SPEED NUT	6	
90	107234-002	HARNESS ASSY - Nose	1	3449459, 3449467 thru 3449504
95	105586-002	CONTACTOR ASSY - Starter	1	
100	96599-007	FRAME ASSY - Starter Contactor	1	
105	96597-000	CLAMP SOLENOID - Frame Support	1	
110	89455-003	SHUNT ASSY - Ammeter	1	
-110A	411-531	SCREW - (MS35207-262)	4	
-110B	79653-222	WIRE ASSY	1	
115	-----	INSTALL KIT - Magnetometer - GMU 44 (Garmin 011-00871-00) (See Note 1)	2	
120	107251-004	COVER ASSY - Left Magnetometer Complete G1000	1	3449459, 3449467 thru 3449508
120	107251-008	COVER ASSY - Left Magnetometer Complete GFC 700	1	3449459, 3449492 thru 3449508
120A	107292-001	COVER ASSY - Magnetometer G1000, left hand	1	3449459, 3449467 thru 3449508
120A	107292-007	COVER ASSY - Magnetometer G1000 NXi, left hand	1	3449509 and up
-120B	107251-005	COVER ASSY - Right Magnetometer Complete G1000	1	3449459, 3449467 thru 3449508

- ITEM NOT ILLUSTRATED

When ordering, always specify Part Number, Description, and Serial Number of Aircraft

PIPER AIRCRAFT, INC.
PA-34-220T
AIRPLANE PARTS CATALOG

Figure and Index Number	Part Number	Nomenclature	No. Req.	Serial Numbers Affected
84B-				
-120B	107251-009	COVER ASSY - Right Magnetometer Complete GFC 700	1	3449459, 3449492 thru 3449508
120C	107292-002	COVER ASSY - Righ Hand Magnetometer G1000, right hand	1	3449459, 3449467 thru 3449508
120C	107292-008	COVER ASSY - Magnetometer G1000 NXi, right hand	1	3449509 and up
120D	-----	UNIT - Magnetometer GMU 44 (Garmin 010-00296-10) (See Note 1)		3449459, 3449467 thru 3449508
120D	-----	UNIT - Magnetometer GMU 44B (Garmin 010-01708-00) (See Note 1)		3449509 and up
-120E	34W34A001-001	HARNESS ASSY - Magnetometer, Left	1	3449509 and up
-120E	34W34A001-002	HARNESS ASSY - Magnetometer, Right	1	3449509 and up
121	107872-003	SHIELD ASSY (MAGNETOMETER) Or	1	3449459, 3449492 and up
121	107872-007	SHIELD ASSY (MAGNETOMETER)	1	3449459, 3449492 and up
122	690-616	WASHER - (NAS1149FN832P)	1	
-122A	408-105	WASHER - (MS35335-31)	1	
-122B	404-459	NUT - (MS21044N08)	1	
123	415-300	SCREW - (MS27039-C0808)	8	
-123A	603-836	NUT - (PS10062-3-16)	8	
125	107238-004	HARNESS ASSY - Magnetometer Wing - G1000 AHRS	1	3449459, 3449467 thru 3449508
125	107238-007	HARNESS ASSY - Magnetometer Wing - GFC 700 AHRS	1	3449459, 3449492 thru 3449508
-125A	107238-002	HARNESS ASSY - AHRS 1	1	3449459, 3449467 thru 3449508
-125A	107238-005	HARNESS ASSY - AHRS 1 GFC 700	1	3449459, 3449492 thru 3449508
-125A	34F34A004-001	HARNESS ASSY - AHRS 1	1	3449509 and up
-125B	107238-003	HARNESS ASSY - AHRS 2 (optional)	1	3449459, 3449467 thru 3449508
-125B	107238-006	HARNESS ASSY - AHRS 2 (optional) GFC 700	1	3449459, 3449492 thru 3449508
-125B	34F34A004-002	HARNESS ASSY - AHRS 2	1	3449509 and up
-125C	107291-001	COVER ASSY - AHRS	1	3449459, 3449467 and up
-125D	-----	AHRS UNIT - GRS 77 (Garmin 011-00868-10) (See Note 1)	1	3449459, 3449467 thru 3449508
-125D	-----	AHRS UNIT - GRS 79 (Garmin 011-03732-000) (See Note 1)	1	3449509 and up
-125E	-----	INSTALL KIT - GRS 77 (Garmin 010-00295-10) (See Note 1)	1	3449459, 3449467 thru 3449508
-125E	-----	INSTALL KIT - GRS 79 AHRS (Garmin 010-01423-00) (See Note 1)	1	3449509 and up
-125F	107323-006	BRACKET ASSY - Left	1	3449509 and up
-125F	107323-007	BRACKET ASSY - Right	1	3449509 and up
-130	107236-004	HARNESS ASSY - Right Oil Temp Sensor	1	3449459, 3449467 and up
-135	107236-003	HARNESS ASSY - Right TIT	1	3449459, 3449467 and up
-140	107236-002	HARNESS ASSY - Right Wing	1	3449459, 3449467 thru 3449508
-140	34W24A001-002	HARNESS ASSY - Right Wing	1	3449509 and up
-145	107235-004	HARNESS ASSY - Left Oil Temp Sensor	1	3449459, 3449467 and up
150	107235-003	HARNESS ASSY - Left TIT	1	3449459, 3449467 and up
155	107235-002	HARNESS ASSY - Left Wing	1	3449467 thru 3449491
155	107235-005	HARNESS ASSY - Left Wing	1	3449459, 3449492 thru 3449508
155	34W24A001-001	HARNESS ASSY - Left Wing	1	3449509 and up
-160	558-011	THERMOCOUPLE - Cylinder Head (Part of Left & Right Wing Harness Assy)	12	

- ITEM NOT ILLUSTRATED

When ordering, always specify Part Number, Description, and Serial Number of Aircraft

PIPER AIRCRAFT, INC.
PA-34-220T
AIRPLANE PARTS CATALOG

Figure and Index Number	Part Number	Nomenclature	No. Req.	Serial Numbers Affected
84B-				
-165	107233-003	HARNESS ASSY - Left Windshield Column	1	3449459, 3449467 thru 3449508
-165	34F24A006-002	HARNESS ASSY - Left Windshield Column	1	3449509 and up
-170	107233-002	HARNESS ASSY - Overhead Switch Panel	REF	3449459, 3449467 thru 3449508
-170	34F24A006-001	HARNESS ASSY - Overhead Switch Panel	REF	3449509 and up
-175	107232-002	HARNESS ASSY - Cabin	1	3449467 thru 3449491
-175	107232-003	HARNESS ASSY - Cabin (See Note 2)	1	3449459, 3449492 thru 3449508
-175	107232-004	HARNESS ASSY - Cabin (See Note 3)	1	3449459, 3449492 thru 3449508
-175	34F24A001-001	HARNESS ASSY - Cabin	REF	3449509 and up
180	107234-002	HARNESS ASSY - Nose	1	3449459, 3449467 thru 3449504
180	107234-003	HARNESS ASSY - Nose	1	3449505 thru 3449508
180	34F24A001-002	HARNESS ASSY - Nose	1	3449509 and up
-181	79653-223	WIRE ASSY	1	3449459, 3449467 and up
-185	107271-002	CIRCUIT BREAKER ASSY	1	3449459, 3449467 and up
-190	554-620	CLAMP	8	
-195	654-221	CLAMP	11	
200	107239-004	HARNESS ASSY - (OAT Wing) G1000	1	3449459, 3449467 and up
200	107239-008	HARNESS ASSY - (OAT Wing) GFC 700	1	3449459, 3449492 and up
205	107872-002	SHIELD ASSY (OAT Probe) GFC 700 (PRT) or	1	3449459, 3449492 and up
205	107872-006	SHIELD ASSY (OAT Probe) GFC 700 (WAS)	1	3449459, 3449492 and up
210	107239-005	HARNESS ASSY - (OAT Probe)	1	3449459, 3449467 and up
215	105651-002	HOUSING - (OAT Probe)	1	3449459, 3449467 and up
-220	-----	OAT PROBE KIT - (011-00978-00) (See Note 1)	1	3449459, 3449467 and up

NOTES:

1. MANUFACTURER'S PART NUMBERS ARE INCLUDED FOR REFERENCE ONLY. CONTACT MANUFACTURER FOR SERVICE OR REPLACEMENT.
2. REQUIRED WHEN JANITROL HEATER IS INSTALLED.
3. REQUIRED WHEN C & D HEATER IS INSTALLED.

- ITEM NOT ILLUSTRATED

When ordering, always specify Part Number, Description, and Serial Number of Aircraft

PIPER AIRCRAFT, INC.
PA-34-220T
AIRPLANE PARTS CATALOG

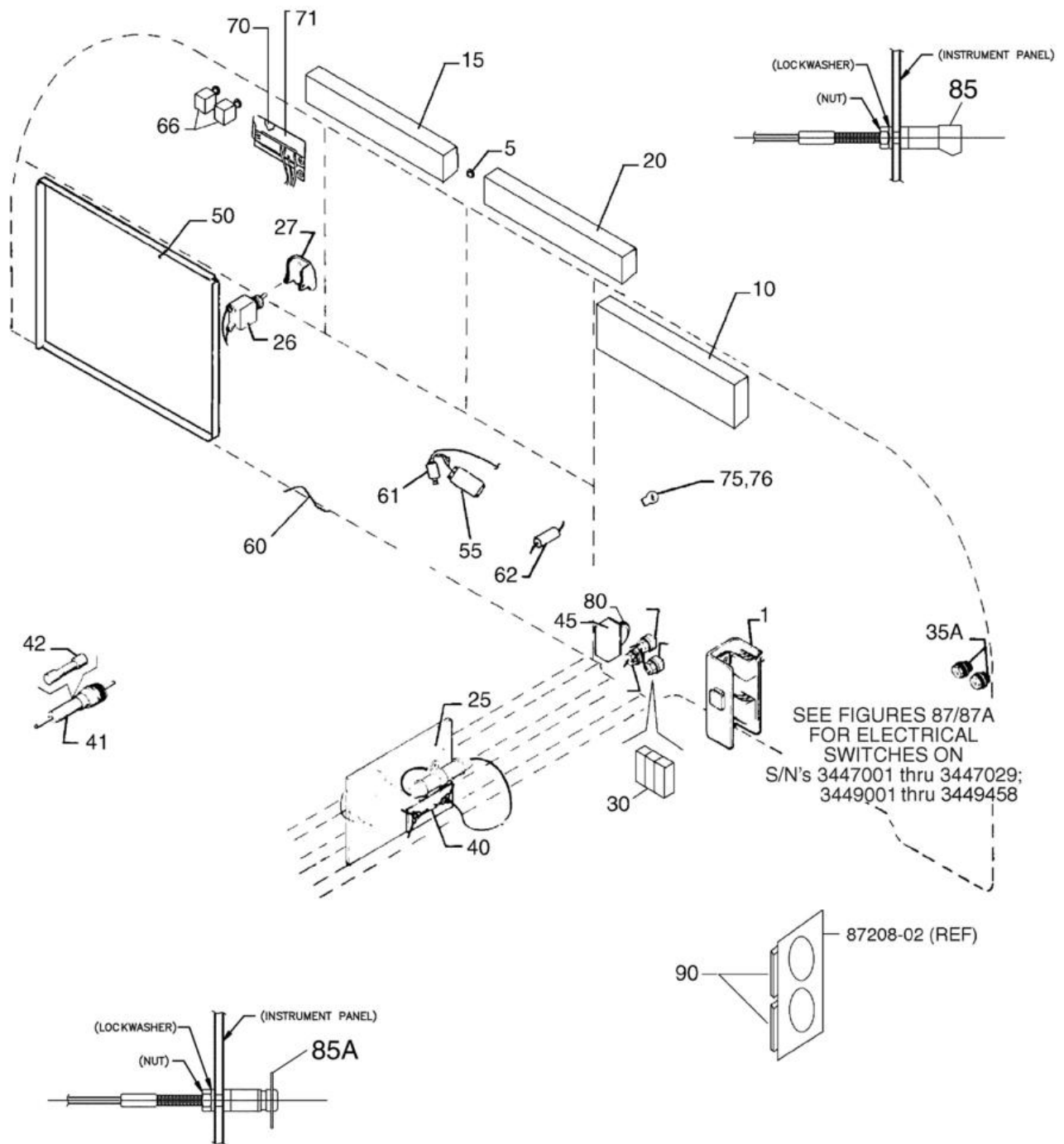


Figure 85. Instrument Panel Electrical Installation
 (Sheet 1 of 3)

PIPER AIRCRAFT, INC.
PA-34-220T
AIRPLANE PARTS CATALOG

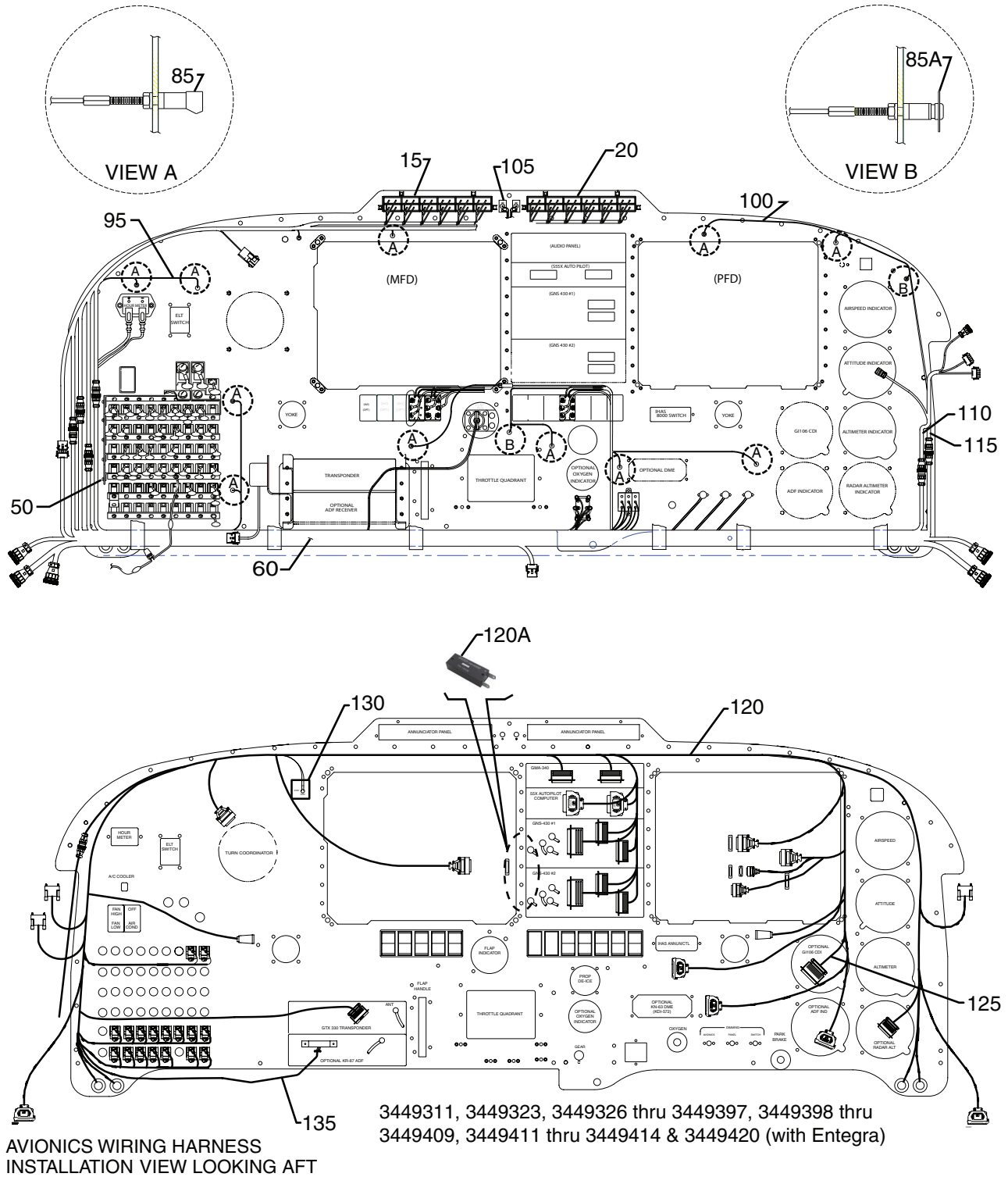


Figure 85. Instrument Panel Electrical Installation
 (Sheet 2 of 3)

PIPER AIRCRAFT, INC.
PA-34-220T
AIRPLANE PARTS CATALOG

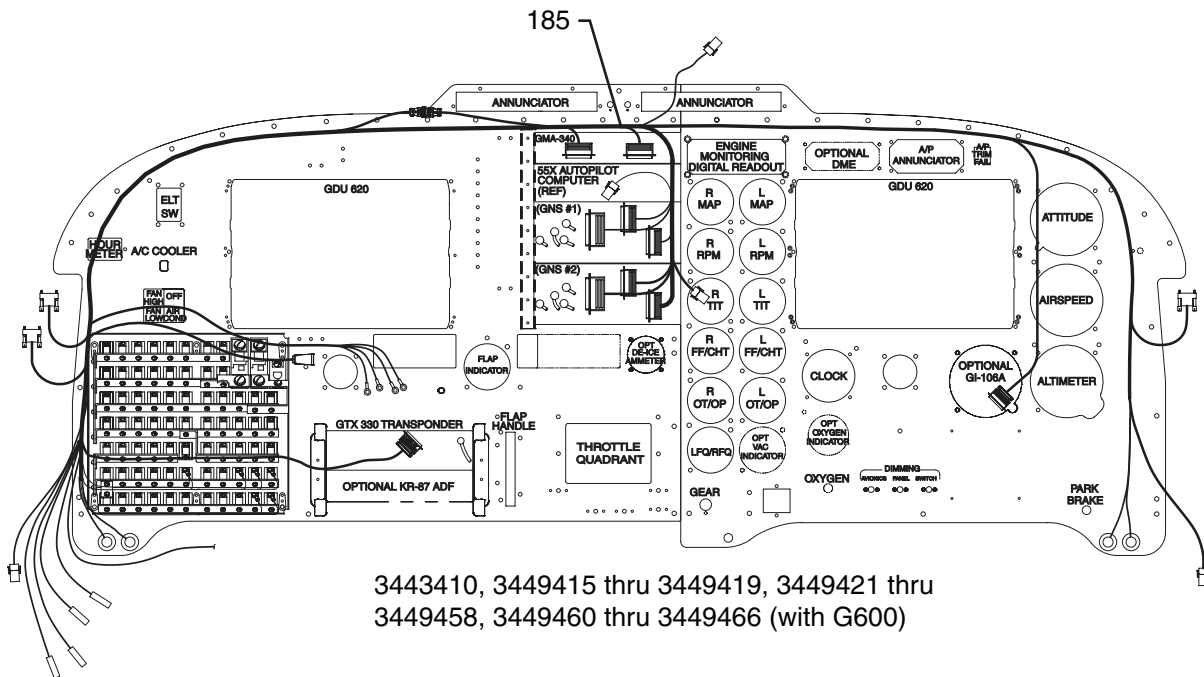
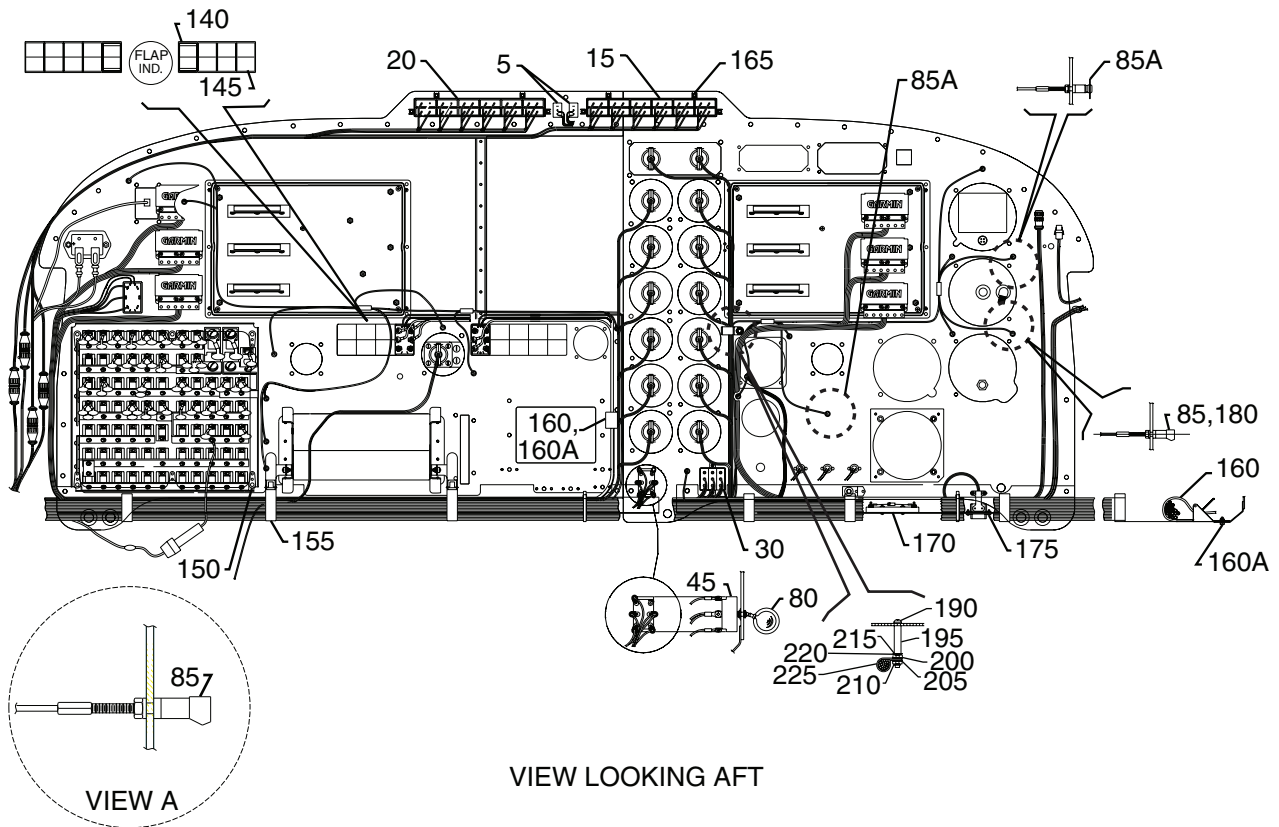


Figure 85. Instrument Panel Electrical Installation
 (Sheet 3 of 3)

PIPER AIRCRAFT, INC.
PA-34-220T
AIRPLANE PARTS CATALOG

Figure and Index Number	Part Number	Nomenclature	No. Req.	Serial Numbers Affected
85-	83352 (K)	DRAWING - Electrical System Installation (Seneca IV)		3447001 thru 3447029
	100650 (L)	DRAWING - Electrical System Installation (Seneca V)		3449001 thru 3449151
	104179 (G)	DRAWING - Electrical System Installation (Seneca V)		3449152 thru 3449177
	104395 (AA)	DRAWING - Electrical System Installation (Seneca V)		3449178 thru 3449310, 3449312 thru 3449322, 3449324, 3449325 (without Entegra)
	101816	DRAWING - Electrical Installation (Seneca V)		3449311, 3449323, 3449326 thru 3449458 (with Entegra)
	107312 (G)	DRAWING - Instrument Panel Harness Installation		3449410 thru 3449458 (with G600)
	107350	DRAWING - Avionics Installation		3449410 thru 3449458 (with G600)
1	557-122	CONTROL - Dimmer	3	
5	83359-002	SWITCH ASSY - Annunciator Panel	1	3447001 thru 3447029
5	83359-003	SWITCH ASSY - Annunciator Panel	1	3449001 thru 3449458
-5A	83359-002	* SWITCH - Press to Test	1	
-5B	688-426	* SWITCH - Day/Night	1	
-5C	653-588	* CAP - Switch, black (for press to test Switch)	1	
10	83356-002	ANNUNCIATOR PANEL ASSY (See Figure 85B for breakdown)	REF	3447001 thru 3447029
15	83356-003	ANNUNCIATOR PANEL ASSY - Left, Complete (See Figure 85B for breakdown)	REF	3449001 thru 3449310, 3449312 thru 3449322, 3449324, 3449325 (without Entegra), 3449410 thru 3449414, 3449420 (with G600)
15	83356-005	ANNUNCIATOR PANEL ASSY - Left, Complete (See Figure 85B for breakdown)	REF	3449311, 3449323, 3449326 thru 3449458 (with Entegra/G600)
20	83356-004	ANNUNCIATOR PANEL ASSY - Right, Complete (See Figure 85B for breakdown)	REF	3449001 thru 3449310, 3449312 thru 3449322, 3449324, 3449325 (without Entegra), 3449410 thru 3449414, 3449420 (with G600)
20	83356-006	ANNUNCIATOR PANEL ASSY - Right, Complete (See Figure 85B for breakdown)	REF	3449311, 3449323, 3449326 thru 3449458, (with Entegra/G600)
25	565-852	HORN ASSY - Dual Warning	1	3449001 and up
26	36935-004	SWITCH ASSY - Emergency Bus	1	
27	463-615	GUARD - Switch	1	
30	85315-003	LIGHT ASSY (Complete) - Landing Gear	1	
-30A	572-607	* LIGHT ASSY - Landing Gear	1	
-30B	764-696	** CAP - Gear Light, Left	1	
-30C	764-697	** CAP - Gear Light, Nose	1	
-30D	764-698	** CAP - Gear Light, Right	1	
-30E	472-028	** BULB	6	
-30F	456-703	* DIODE - (IN2071A)	6	
-35	37756-004	SWITCH ASSY	1	
35A	688-366	* SWITCH - Fuel Primer	2	3447001 thru 3447029
40	67487-002	DIODE ASSY	1	
41	79595-019	FUSE ASSY - Digital Clock	1	

- ITEM NOT ILLUSTRATED

When ordering, always specify Part Number, Description, and Serial Number of Aircraft

PIPER AIRCRAFT, INC.
PA-34-220T
AIRPLANE PARTS CATALOG

Figure and Index Number	Part Number	Nomenclature	No. Req.	Serial Numbers Affected
85-				
42	461-657	* FUSE - 1 amp	1	
45	602-522	SWITCH - ELECTRIC LEVER LOCK - Landing Gear	1	
50	89416-006	PANEL ASSY - Circuit Breaker (See Figure 86A for breakdown)	REF	3449001 thru 3449195
50	89416-004	PANEL ASSY - Circuit Breaker (See Figure 86 for breakdown)	REF	3447001 thru 3447029
50	89416-005	PANEL ASSY - Circuit Breaker (See Figure 86A for breakdown)	REF	3449001 thru 3449195
50	89416-008	PANEL ASSY - Circuit Breaker (See Figure 86A for breakdown)	REF	3449196 thru 3449310, 3449312 thru 3449322, 3449324, 3449325 (without Entegra)
50	89416-009	PANEL ASSY - Circuit Breaker (See Figure 86A for breakdown)	REF	3449311, 3449323, 3449326 and up (with Entegra)
55	101295-003	PULSE LIGHT ASSY	1	3449097 and up
60	101290-002	HARNESS ASSY - Instrument Panel	1	3449097 thru 3449151
60	100655-002	HARNESS ASSY - Instrument Panel	1	3449001 thru 3449096
60	83354-002	HARNESS ASSY - Instrument Panel	1	3447001 thru 3447029
60	104146-002	HARNESS ASSY - Instrument Panel	1	3449152 thru 3449177
60	104414-002	HARNESS ASSY - Instrument Panel	1	3449178 thru 3449310, 3449312 thru 3449322, 3449324, 3449325 (without Entegra)
60	101815-101	HARNESS ASSY - Instrument Panel	1	3449311, 3449323, 3449326 thru 3449458 (with Entegra)
61	584-315	* RELAY - Landing/Pulse Light	1	3449097 and up
62	456-703	* DIODE - Ground Clearance Switch (IN2071A)	1	3449097 and up
-64	85328-004	HARNESS ASSY - Ammeter	1	3447001 thru 3447029
-65	87528-003	* SWITCH ASSY	1	3447001 thru 3447029
66	588-178	** SWITCH - Ammeter Select	2	3447001 thru 3447029
-66A	653-588	** CAP - Switch, black	2	3447001 thru 3447029
70	548-885	AMMETER	1	3447001 thru 3447029
71	85305-004	CONNECTOR SUPPORT - Ammeter	1	3447001 thru 3447029
-71A	85305-003	POST SUPPORT	2	3447001 thru 3447029
75	453-791	LAMP - Alternator	1	
76	460-602	FILTER - Lamp	1	
80	571-233	KNOB - Landing Gear Switch (67439-002)	1	
85	572-625	POST LIGHT ASSY - Instrument Post (directional Illumination) (75619-006)	AR	
85A	572-615	POST LIGHT ASSY - Instrument Post (360° illumination) (75619-005)	AR	
-85B	472-028	LAMP	AR	
90	557-122	CONTROL - Dimmer	3	
95	100827-006	HARNESS ASSY - Post Light	1	3449311, 3449323, 3449326 thru 3449458 (with Entegra)
-95A	83361-003	HARNESS ASSY - Post Lights	1	3447001 thru 3447029
-95B	83361-003	HARNESS ASSY - Post Lights	1	3447001 thru 3447029
-95C	100827-002	HARNESS ASSY - Post Lights	1	3449001 thru 3449151
-95D	100827-003	HARNESS ASSY - Post Lights	1	3449152 thru 3449177
-95E	100827-004	HARNESS ASSY - Post Lights	1	3449178 thru 3449268

- ITEM NOT ILLUSTRATED

When ordering, always specify Part Number, Description, and Serial Number of Aircraft

PIPER AIRCRAFT, INC.
PA-34-220T
AIRPLANE PARTS CATALOG

Figure and Index Number	Part Number	Nomenclature	No. Req.	Serial Numbers Affected
85- -95F	100827-005	HARNESS ASSY - Post Lights (Pilots with EFIS)	1	3449269 thru 3449310, 3449312 thru 3449322, 3449324, 3449325 (without Entegra)
100	100827-007	HARNESS ASSY - Post Light	1	3449311, 3449323, 3449326 thru 3449458 (with Entegra)
105	101815-109	HARNESS ASSY - Day/Night Switch Assy	1	3449311, 3449323, 3449326 thru 3449458 (with Entegra)
110	101815-106	HARNESS ASSY - Left Windshield Column	1	3449311, 3449323, 3449326 thru 3449458 (with Entegra)
115	101815-107	HARNESS ASSY - Left Windshield Column	1	3449311, 3449323, 3449326 thru 3449458 (with Entegra)
120	101813-002	HARNESS ASSY - Avionics (standard with Entegra)	1	3449311, 3449323, 3449326 thru 3449458 (with Entegra)
120A	688-002	* SUPPRESSOR - Voltage (Reference Piper Service Bulletin 1187 and Piper Service Letter 1126, latest revisions)	1	
125	101813-101	HARNESS - GI-106	1	3449311, 3449323, 3449326 thru 3449458 (with Entegra)
130	101813-105	SWITCH - TAS	1	3449311, 3449323, 3449326 thru 3449458 (with Entegra)
135	101813-108	HARNESS ASSY - KR-87 ADF	1	3449311, 3449323, 3449326 thru 3449458 (with Entegra)
140	PS50200-013	SWITCH CAP - Rocker Radio Master	1	3449410 thru 3449458 (with G600)
145	687-211	PLUG - Spacer (47-21971)	AR	3449410 thru 3449458 (with G600)
150	514-763	SCREW	6	3449410 and up (with G600)
155	487-764	STRAP	2	3449410 and up (with G600)
160	487-722	STRAP	1	
160A	415-533	SCREW - (MS35206-243)	1	
-160B	690-618	WASHER - (NAS1149FN816P)	1	
-160C	404-529	NUT - (MS21042-08)	1	
165	486-156	SCREW	8	3449410 and up (with G600)
170	38255-002	BLOCK ASSY	1	3449410 and up (with G600)
-170A	415-536	SCREW - (MS35206-246)	1	3449410 and up (with G600)
-170B	690-616	WASHER - (NAS1149FN832P)	1	3449410 and up (with G600)
-170C	404-529	NUT - (MS21042-08)	1	3449410 and up (with G600)
175	415-505	SCREW - (MS35206-215)	1	3449410 and up (with G600)

- ITEM NOT ILLUSTRATED

When ordering, always specify Part Number, Description, and Serial Number of Aircraft

**PIPER AIRCRAFT, INC.
PA-34-220T
AIRPLANE PARTS CATALOG**

Figure and Index Number	Part Number	Nomenclature	No. Req.	Serial Numbers Affected
85-				
-175A	690-621	WASHER - (NAS1149FN416P)	1	3449410 and up (with G600)
-175B	406-945	NUT - (NAS679A4W)	1	3449410 and up (with G600)
180	107314-002	HARNESS ASSY - Post Light	1	3449415 thru 3449419, 3449421 thru 3449458
185	107341-002	HARNESS ASSY - Audio	1	3449410 thru 3449458 (with G600)
-185A	565-450	* HOOD - Summing Amp	1	3449410, 3449415 thru 3449419, 3449421 thru 3449458 (with G600)
-185B	557-090	* CONNECTOR - Summing Amp	1	3449410, 3449415 thru 3449419, 3449421 thru 3449458 (with G600)
-185C	486-125	* SCREWLOCKS - Summing Amp	2	3449410, 3449415 thru 3449419, 3449421 thru 3449458 (with G600)
190	520-038	SCREW - (MS35206-252)	1	3449410 and up (with G600)
195	65003-049	SPACER	1	3449410 and up (with G600)
200	477-697	NUT	1	3449410 and up (with G600)
205	690-618	WASHER - (NAS1149FN816P)	1	3449410 and up (with G600)
210	404-529	NUT - (MS21042-08)	1	3449410 and up (with G600)
215	690-618	WASHER - (NAS1149FN816P)	1	3449410 and up (with G600)
220	407-042	WASHER - (MS35338-42)	1	3449410 and up (with G600)
225	554-957	CLAMP	1	3449410 and up (with G600)

- ITEM NOT ILLUSTRATED

When ordering, always specify Part Number, Description, and Serial Number of Aircraft

**PIPER AIRCRAFT, INC.
PA-34-220T
AIRPLANE PARTS CATALOG**

THIS PAGE INTENTIONALLY LEFT BLANK

**PIPER AIRCRAFT, INC.
PA-34-220T
AIRPLANE PARTS CATALOG**

Figure 85A. Instrument Panel Electrical Installation (Seneca V G1000)
(Serial Numbers 3449459, 3449467 thru 3449508)
Sheet 1 of 2

PIPER AIRCRAFT, INC.
PA-34-220T
AIRPLANE PARTS CATALOG

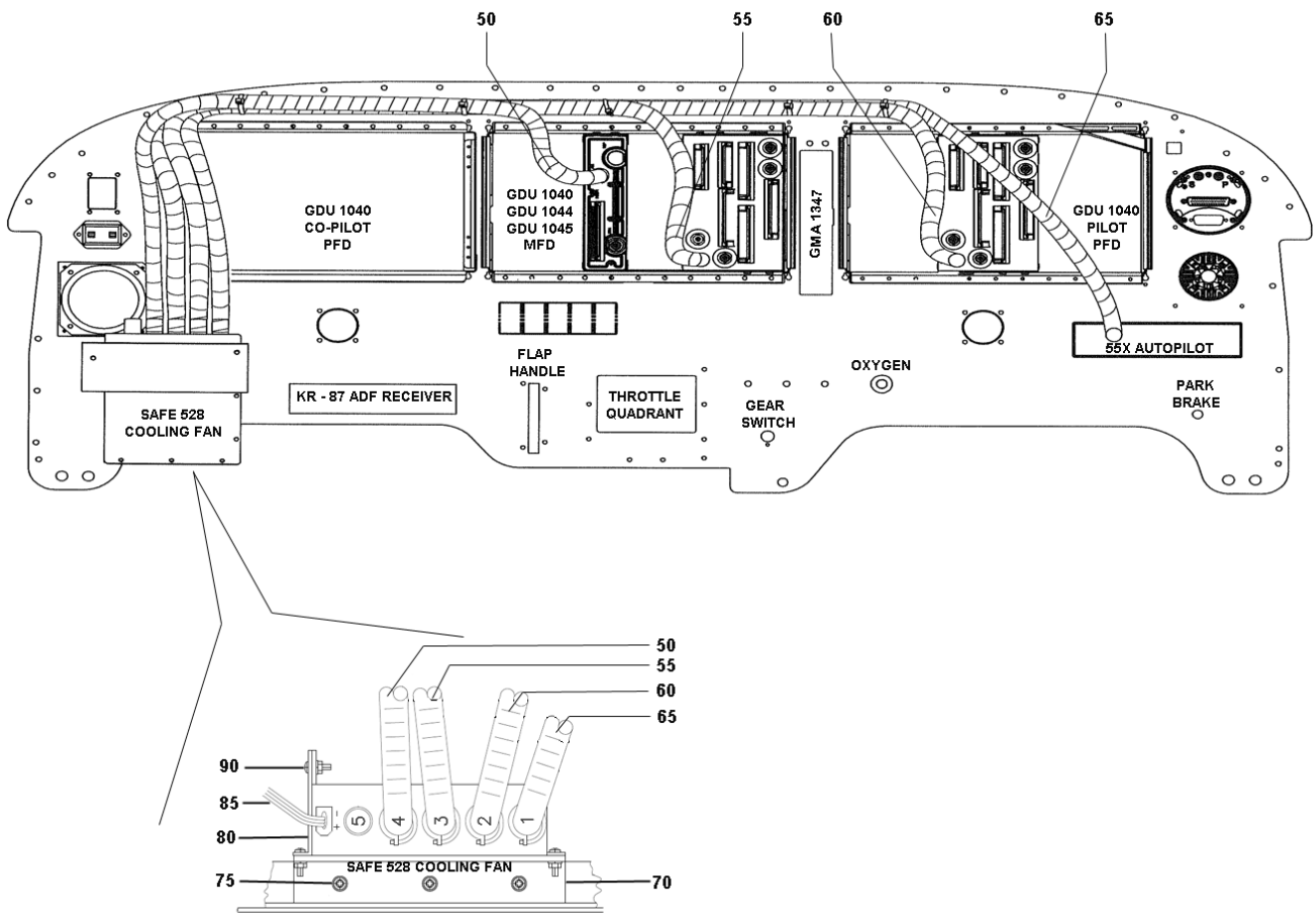


Figure 85A. Instrument Panel Electrical Installation (Seneca V G1000)
 (Serial Numbers 3449459, 3449467 thru 3449508)

Sheet 2 of 2

PIPER AIRCRAFT, INC.
PA-34-220T
AIRPLANE PARTS CATALOG

Figure and Index Number	Part Number	Nomenclature	No. Req.	Serial Numbers Affected
85A-	107270 (R)	DRAWING - Electrical Installation Seneca V – G1000		3449459, 3449467 thru 3449508
	107326 (B)	DRAWING - System Installation – Stormscope - WX - 500		3449459, 3449467 and up
	107266	DRAWING - System Installation – Iridium GSR - 56		3449459, 3449467 and up
	107265 (E)	DRAWING - System Installation – G1000 XM		3449459, 3449467 and up
	107264 (B)	DRAWING - System Installation – GWX - 68 WXR		3449459, 3449467 thru 3449508
	107263 (C)	DRAWING - System Installation – GTS - 825 TAS		3449459, 3449467 and up
	107262 (New)	DRAWING - System Installation – ADF (KR - 87)		3449459, 3449467 thru 3449508
	107261 (B)	DRAWING - System Installation – KN63 DME		3449459, 3449467 and up
	107255 (C)	DRAWING - System Installation – EFD 1000		3449459, 3449467 and up
	107253 (C)	DRAWING - System Installation – Autopilot (AP/FD/TRIM/YD)		3449459, 3449467 and up
	107252 (E)	DRAWING - System Installation – Air Data No. 1 and No. 2		3449459, 3449467 thru 3449508
	107251 (D)	DRAWING - System Installation – AHRS		3449459, 3449467 thru 3449508
	107250 (L)	DRAWING - System Installation – Avionics		3449459, 3449467 thru 3449508
	106648 (G)	DRAWING - System Installation – ELT		
1	107237-003	HARNESS ASSY - Avionics Lighting	1	3449459, 3449467 and up
5	107319-002	HARNESS ASSY - Stormscope (WX-500)	1	3449459, 3449467 and up
10	107249-002	HARNESS ASSY - G1000 Iridium (GSR-56)	1	3449459, 3449467 and up
15	107237-006	HARNESS ASSY - G1000 GEA & GIA	1	3449459, 3449467 and up
15	107237-007	HARNESS ASSY - GEA & GIA (GFC 700)	1	3449459, 3449492 and up
20	107231-002	HARNESS ASSY - G1000 Instrument Panel	1	3449459, 3449467 and up
-20A	107237-003	HARNESS ASSY - Avionics Lighting	1	3449459, 3449467 and up
-20B	107237-004	HARNESS ASSY - Avionics Cooling	1	3449459, 3449467 and up
-20C	107237-005	HARNESS ASSY - G1000 GTX 33/33ES (XPDR)	1	3449459, 3449467 and up
-20D	107237-006	HARNESS ASSY - G1000 GEA & GIA	1	3449459, 3449467 and up
-20E	107238-002	HARNESS ASSY - (AHRS 1)	1	3449459, 3449467 thru 3449508
-20E	107238-003	HARNESS ASSY - G1000 AHRS 2 & Magnetometer (Optional)	1	3449459, 3449467 thru 3449508
-20F	107239-002	HARNESS ASSY - G1000 ADC 1 and OAT	1	3449459, 3449467 and up
-20F	107239-006	HARNESS ASSY - (ADC 1) GFC 700	1	3449459, 3449492 and up
-20G	107242-002	HARNESS ASSY - 55X Autopilot (See Notes 1 and 2)	1	3449459, 3449467 and up
-20H	107242-003	HARNESS ASSY - 55X Yaw Damper (See Note 2)	1	3449459, 3449467 and up
-20J	107242-004	HARNESS ASSY - Servos (See Note 2)	1	3449459, 3449467 and up
-20K	107242-005	HARNESS ASSY - YD Servo/AMP (See Note 2)	1	3449459, 3449467 and up
-20L	107244-002	HARNESS ASSY - DME (KN-63)	1	3449459, 3449467 thru 3449508
-20L1	107244-003	HARNESS ASSY - DME (KN-63)	REF	3449509 and up
-20M	107245-002	HARNESS ASSY - ADF (KR-87)	1	3449459, 3449467 and up
-20N	107248-002	HARNESS ASSY - XM (GDL - 69A)	1	3449459, 3449467 and up
-20P	107248-003	HARNESS ASSY - XM (GRT - 10)	1	3449459, 3449467 thru 3449508
-20Q	107237-002	HARNESS ASSY - Display System	1	3449459, 3449467 and up
-20R	107239-007	HARNESS ASSY - (ADC 2) GFC 700	1	3449459, 3449492 and up
-20S	107239-008	HARNESS ASSY - (OAT Wing) GFC 700 (See Figure 84B)	REF	3449459, 3449492 and up

- ITEM NOT ILLUSTRATED

When ordering, always specify Part Number, Description, and Serial Number of Aircraft

PIPER AIRCRAFT, INC.
PA-34-220T
AIRPLANE PARTS CATALOG

Figure and Index Number	Part Number	Nomenclature	No. Req.	Serial Numbers Affected
85A-				
25	107237-004	HARNESS ASSY - Avionics Cooling	1	3449459, 3449467 and up
30	107306-011	HARNESS ASSY - Cable Coaxial	1	3449459, 3449467 and up
35	460-124	FAN AVIONICS COOLING SAFE 328	3	3449459, 3449467 and up
40	107237-002	HARNESS ASSY - Display System	1	3449459, 3449467 and up
-40A	107237-003	HARNESS ASSY - Avionics Lighting	1	3449459, 3449467 and up
-40B	107237-004	HARNESS ASSY - Avionics Cooling	1	3449459, 3449467 and up
-40C	107237-006	HARNESS ASSY - G1000 GEA & GIA	1	3449459, 3449467 and up
-40D	107238-004	HARNESS ASSY - G1000- AHRS & Magnetometer	1	3449459, 3449467 thru 3449508
-40E	107239-003	HARNESS ASSY - (ADC 2 and OAT)	1	3449459, 3449467 and up
-40F	107245-002	HARNESS ASSY - ADF (KR-87)	1	3449459, 3449467 and up
-40G	107327-002	HARNESS ASSY - Air Conditioning	1	3449459, 3449467 and up
-40H	107328-002	HARNESS ASSY - De-ice Fuselage	1	3449459, 3449467 and up
45	107237-002	HARNESS ASSY - Display System	1	3449459, 3449467 and up
-45A	107237-003	HARNESS ASSY - Avionics Lighting	1	3449459, 3449467 and up
-45B	107309-002	HARNESS ASSY - Audio	1	3449459, 3449492 and up
50	107308-005	AVIONICS COOLING HOSE - From Port No. 4 to XPDR	1	3449459, 3449467 thru 3449508
55	107308-004	AVIONICS COOLING HOSE - From Port No. 3 to GIA 2	1	3449459, 3449467 thru 3449508
60	107308-003	AVIONICS COOLING HOSE - From Port No. 2 to GIA 1	1	3449459, 3449467 thru 3449508
65	107308-002	AVIONICS COOLING HOSE - From Port No. 1 to 55X Auto-Pilot (See Notes 3 and 4)	1	3449459, 3449467 thru 3449508
70	460-126	FAN - Avionics Cooling Safe 528	1	3449459, 3449467 and up
-70A	101324-004	BRACKET - Blower Mount (Lower)	1	3449459, 3449467 and up
75	411-534	SCREW	3	
-75A	690-612	WASHER	3	
80	101324-005	BRACKET - Blower Mount (Upper)	1	3449459, 3449467 and up
85	107237-004	HARNESS ASSY - Avionics Cooling	1	3449459, 3449467 and up
90	415-521	SCREW - (MS35206-231)	3	
-90A	407-041	LOCKWASHER	3	
-90B	405-450	NUT	3	
-95	107239-004	HARNESS ASSY - OAT Wing (See Figure 84B)	REF	3449459, 3449467 and up
-95A	107239-005	HARNESS ASSY - OAT Probe (See Figure 84B)	REF	3449459, 3449467 and up
-100	107328-003	HARNESS ASSY - De-ice Right Wing (See Figure 83)	REF	3449459, 3449467 and up
-100	107328-004	HARNESS ASSY - De-ice Left Wing (See Figure 83)	REF	3449459, 3449467 and up

NOTES:

1. USED WITH AUTOPILOT WITH AP/FD/TRIM.
2. USED WITH AUTOPILOT WITH AP/FD/TRIM WITH YAW DAMPER.
3. CAP OFF UNUSED PORT NUMBER 5 WITH SUPPLIED CAPS.
4. CAP OFF PORT NUMBER 1 WITH SUPPLIED CAPS, IF EQUIPPED WITH GFC 700 AUTOPILOT.

- ITEM NOT ILLUSTRATED

When ordering, always specify Part Number, Description, and Serial Number of Aircraft

PIPER AIRCRAFT, INC.
PA-34-220T
AIRPLANE PARTS CATALOG

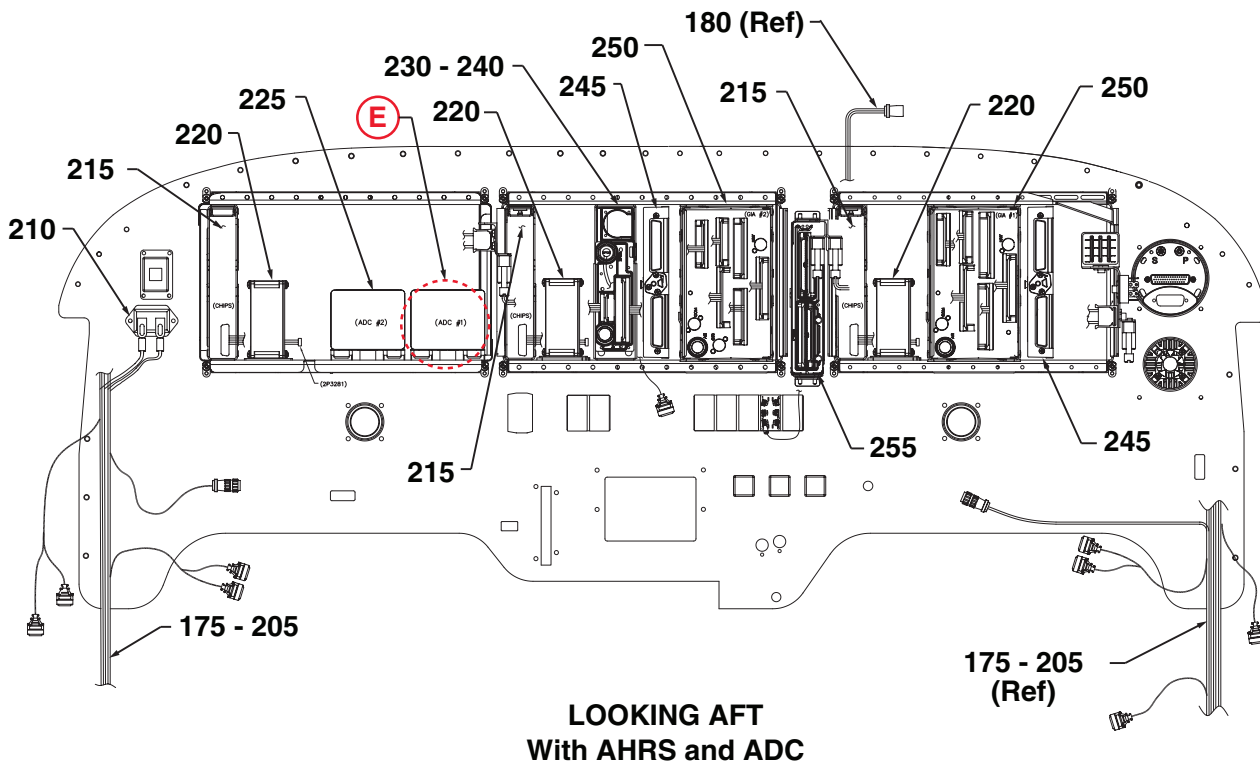
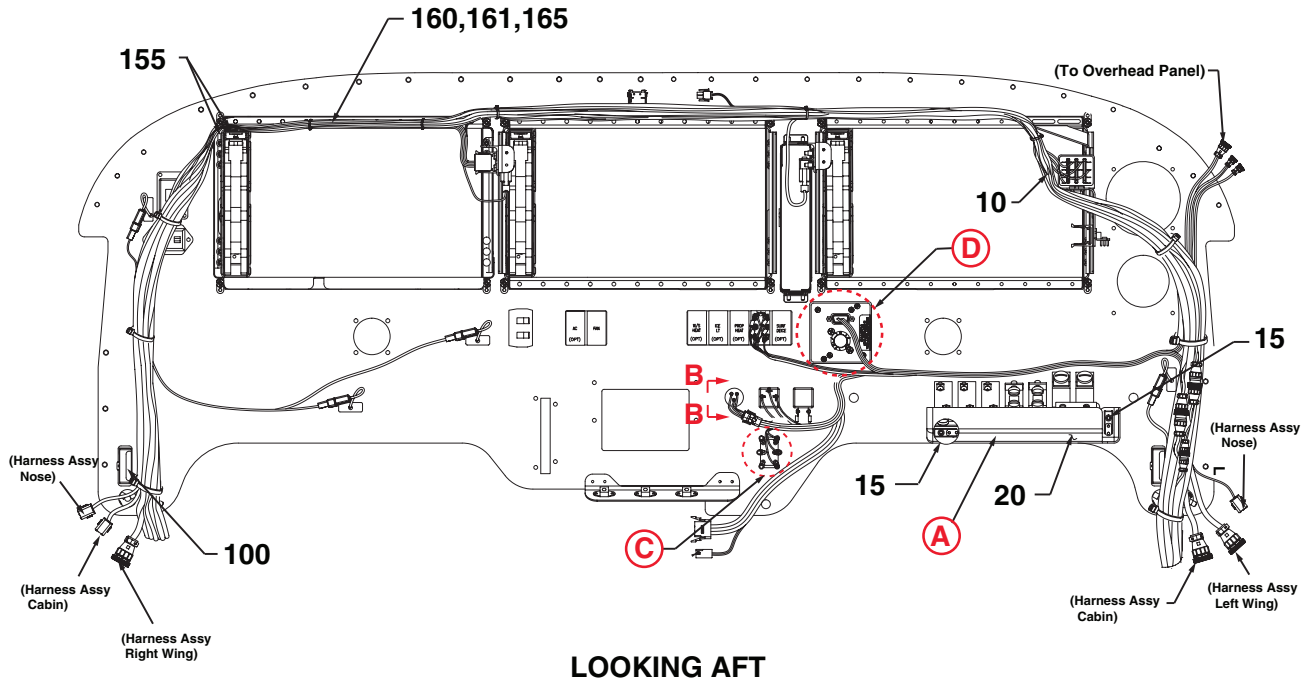


Figure 85B. Instrument Panel Electrical Installation (Seneca V G1000 NXi)
 (Serial Numbers 3449509 and up)
 (Sheet 1 of 2)

PIPER AIRCRAFT, INC.
PA-34-220T
AIRPLANE PARTS CATALOG

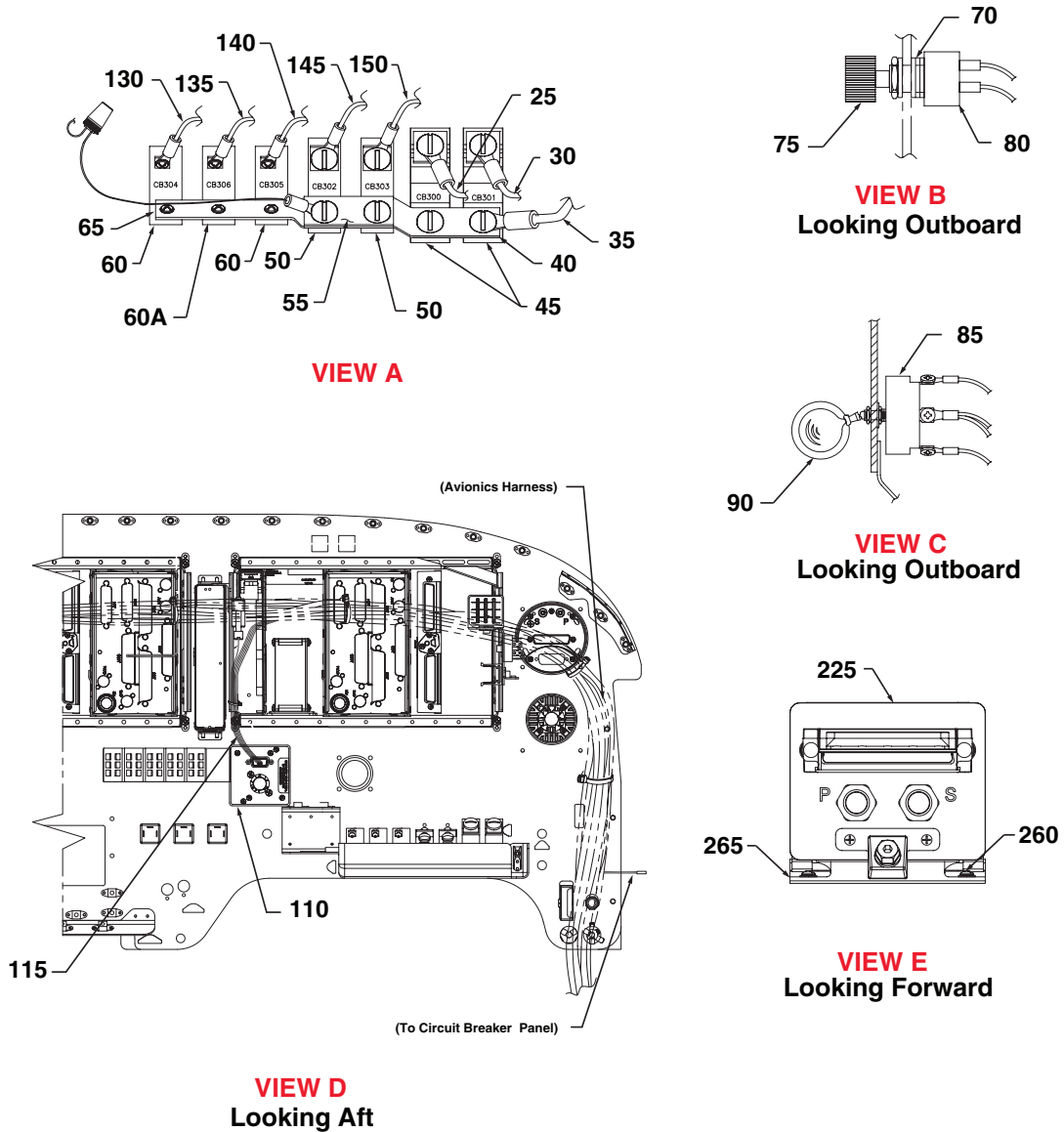


Figure 85B. Instrument Panel Electrical Installation (Seneca V G1000 NXi)
 (Serial Numbers 3449509 and up)
 (Sheet 2 of 2)

PIPER AIRCRAFT, INC.
PA-34-220T
AIRPLANE PARTS CATALOG

Figure and Index Number	Part Number	Nomenclature	No. Req.	Serial Numbers Affected
85B	34F24A000 (D)	DRAWING - Electrical Installation – Seneca V G1000 NXi		3449509 and up
	34F24A007	DRAWING - System Installation – CO Pulse Oximeter		3449509 and up
	34F24A011	DRAWING - System Installation – USB Ports		3449509 and up
	107261 (B)	DRAWING - System Installation – KN63 DME		3449459, 3449467 and up
	107263 (C)	DRAWING - System Installation – GTS-825 TAS		3449459, 3449467 and up
	34F34A000 (B)	DRAWING - System Installation – Avionics G1000 NXi		3449509 and up
	107265 (E)	DRAWING - System Installation – GDL 69A		3449459, 3449467 and up
5	34F24A000-002	SYSTEM INSTALLATION - Instrument Panel	REF	3449509 and up
10	34F24A002-001	* HARNESS ASSY	1	
15	486-294	* SCREW - (PS10084-54-2)	2	
20	107386-002	* COVER ASSY	1	
25	107307-008	* CABLE ASSY	1	
30	107307-007	* CABLE ASSY	1	
35	107307-006	* CABLE ASSY	1	
40	107273-012	* BUS BAR	1	
45	687-801	* CIRCUIT BREAKER	2	
50	454-758	* CIRCUIT BREAKER	2	
55	107273-014	* BUS BAR	1	
60	454-763	* CIRCUIT BREAKER	2	
60A	454-763	* CIRCUIT BREAKER (SEE NOTE 1)	1	
65	107273-015	* BUS BAR	1	
70	690-630	* WASHER - (NAS1149F0763P)	3	
75	571-239	* KNOB - (4555-000)	1	
80	107756-002	* POTENTIOMETER ASSY	1	
85	602-522	* SWITCH - Landing Gear (PS50037-1-4)	1	
90	67439-002	* KNOB - (571-233)	1	
-95	34F24A011-001	* SYSTEM INSTALLATION - USB Ports	REF	
100	602-693	** USB PORT - Single	2	
-100A	34F24A012-001	** HARNESS ASSY	1	
-105	34F24A007-001	* SYSTEM INSTALLATION - CO Pulse Oximeter	REF	
110	686-244	** SP02-CO SENSOR - (455-101-001)	1	
115	34F24A008-001	** HARNESS ASSY - CO Pulse Oximeter	1	
-120	515-710	** SCREW - (PS10084-44-2)	2	
-125	454-755	** CIRCUIT BREAKER - (PS50120-4-69)	1	
130	107307-013	CABLE ASSY	REF	
135	107307-012	CABLE ASSY	REF	
140	107307-011	CABLE ASSY	REF	
145	107307-010	CABLE ASSY	REF	
150	107307-009	CABLE ASSY	REF	
155	463-515	GROMMET	AR	
160	107244-003	HARNESS ASSY - DME (KN-63)	1	3449509 and up
161	107248-002	HARNESS ASSY - XM GDL 69A	1	3449459, 3449467 and up
165	107246-003	HARNESS ASSY - GTS 825 TAS	1	3449509 and up
-165A	692-926	* USB RECEPTACLE	1	3449509 and up
-170	34F34A000-001	SYSTEM INSTALLATION - AVIONICS G1000 NXi	REF	3449509 and up
175	34F34A001-002	* HARNESS ASSY - Display	1	3449509 and up
180	34F34A001-003	* HARNESS ASSY - GEA, GIA	1	3449509 and up
185	34F34A003-001	* HARNESS ASSY - ADC #1	1	3449509 and up
190	34F34A003-002	* HARNESS ASSY - ADC #2 (SEE NOTE 2)	1	3449509 and up
195	34F34A004-001	* HARNESS ASSY - AHRS #1	1	3449509 and up
200	34F34A004-002	* HARNESS ASSY - AHRS #2 (SEE NOTE 2)	1	3449509 and up

- ITEM NOT ILLUSTRATED

When ordering, always specify Part Number, Description, and Serial Number of Aircraft

PIPER AIRCRAFT, INC.
PA-34-220T
AIRPLANE PARTS CATALOG

Figure and Index Number	Part Number	Nomenclature	No. Req.	Serial Numbers Affected
85B-				
205	34F34A002-001	* HARNESS ASSY - GTX 335R or	1	3449509 and up
205	34F34A002-002	* HARNESS ASSY - GTX 345R (SEE NOTE 3)	1	3449509 and up
210	51006-000	METER - Hobbs Hour (550-580)	1	
-210A	486-156	SCREW - (PS10084-56-2)	2	
-210B	404-533	NUT - (MS21042-04)	2	
215	652-508	CABLE CONDUIT - Chips	3	
220	691-535	BLOWER	3	
225	-----	GDC 72 ADC (Garmin 010-01424-00) (Quantity of 2 if ADC #2 is installed) (SEE NOTE 4)	1	
230	-----	INSTALL RACK - GTX 3X5 G1000 (Garmin 115-02250-00) (SEE NOTE 4)	1	
235	-----	BACKPLATE ASSY - GTA 3X5 G1000 (Garmin 011-02976-00) (SEE NOTE 4)	1	
240	-----	TRANSPONDER - GTX 335R (Gsrmin 010-01215-00) or (SEE NOTE 4)	1	
240	-----	TRANSPONDER - GTX 345R (Garmin 010-01217-00) (SEE NOTES 3 and 4)	1	
245	-----	RACK ASSY - GEA 71B (Garmin 115-00411-00) (Part of PS50194-4 Install Kit) (SEE NOTE 4)	2	
250	-----	RACK ASSY - GIA 64W (Garmin 115-00426-00) (Part of PS50194-3 Install Kit) (SEE NOTE 4)	2	
255	-----	INSTALL KIT - GMA 1347 (Garmin 011-00813-01) (SEE NOTE 4)	1	
260	415-309	SCREW - (MS27039-0809) (Quantity of 8 if ADC #2 is installed) (SEE NOTE 4)	4	
-260A	690-618	WASHER - (NAS1149FN816P) (Quantity of 8 if ADC #2 is installed) (SEE NOTE 4)	4	
265	-----	REMOTE RACK - GDC 72 (Garmin 011-04220-00) (Quantity of 2 if ADC #2 is installed) (SEE NOTE 4)	1	

NOTES:

1. INSTALLED IF EQUIPPED WITH DE-ICE OPTION. IF DE-ICE IS NOT INSTALLED THEN USE 581-657 PLUG.
2. INSTALLED IF EQUIPPED WITH A SECOND AHRS AND ADC.
3. INSTALLED IF EQUIPPED WITH GTX 345R .
4. MANUFACTURER'S PART NUMBERS ARE INCLUDED FOR REFERENCE ONLY. CONTACT MANUFACTURER FOR SERVICE OR REPLACEMENT.

- ITEM NOT ILLUSTRATED

When ordering, always specify Part Number, Description, and Serial Number of Aircraft

PIPER AIRCRAFT, INC.
PA-34-220T
AIRPLANE PARTS CATALOG

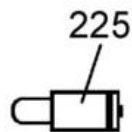
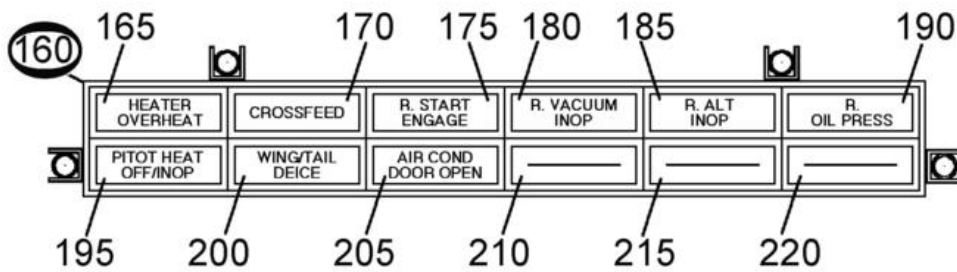
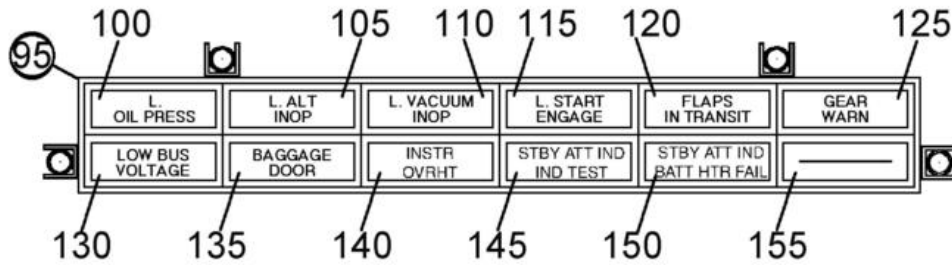
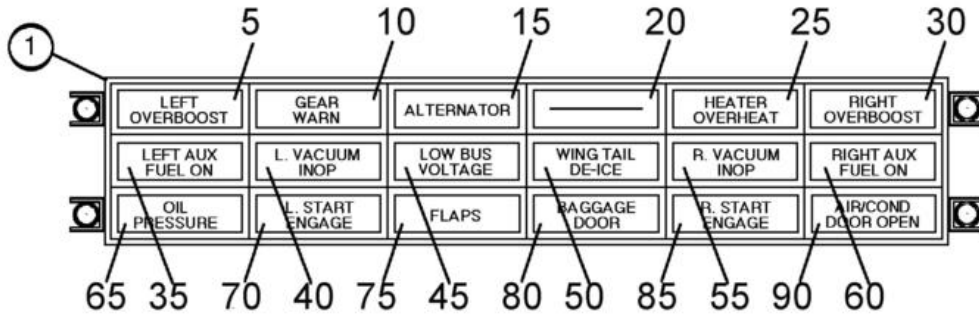


Figure 85C. Annunciator Panel Assemblies

PIPER AIRCRAFT, INC.
PA-34-220T
AIRPLANE PARTS CATALOG

Figure and Index Number	Part Number	Nomenclature	No. Req.	Serial Numbers Affected
85C-	83356 (J) 89452 (W)	DRAWING - Annunciator Panel Assy – Complete DRAWING - Light Assy		
1	83356-002	ANNUNCIATOR PANEL ASSY - Complete	1	3447001 thru 3447029
-1A	89452-003	* LIGHT ASSY - Indicator	1	
5	89452-011	** CAP - LEFT OVERBOOST (Amber)	1	
10	89452-012	** CAP - GEAR WARN (Red)	1	
15	89452-013	** CAP - ALTERNATOR (Red)	1	
20	89452-026	** CAP - BLANK (Green)	1	
25	89542-014	** CAP - HEATER OVERHEAT (Red)	1	
30	89452-015	** CAP - R. OVERBOOST (Amber)	1	
35	89452-016	** CAP - L. AUX FUEL ON (Amber)	1	
40	89452-030	** CAP - L. VACUUM INOP (Amber)	1	
-45A	89452-026	** CAP - BLANK (Green) (Standard Equipment)	1	
45	653-631	** CAP - LOW BUS VOLTAGE (Red) (89452-018) (Optional Equipment)	1	
50	654-497	** CAP - WING TAIL DE-ICE (Green) (89452-027) (Optional Equipment)	1	
-50A	89452-026	** CAP - BLANK (Green) (Standard Equipment)	1	
55	89452-031	** CAP - R. VACUUM INOP (Amber)	1	
60	89452-020	** CAP - R. AUX FUEL ON (Amber)	1	
65	766-508	** CAP - OIL PRESSURE (Amber) (89452-021)	1	
70	89452-028	** CAP - L. START ENGAGE (Red)	1	
75	89452-022	** CAP - FLAPS (Amber)	1	
80	766-537	** CAP - BAGGAGE DOOR (Amber) (89452-023)	1	
85	89452-029	** CAP - R. START ENGAGE (Red)	1	
-90A	89452-026	** CAP - BLANK (Green) (Standard Equipment)	1	
90	653-633	** CAP - AIR COND DOOR OPEN (Amber) (89452-025) (Optional Equipment)	1	
95	83356-003	ANNUNCIATOR PANEL ASSY - Left, Complete	1	3449001 thru 3449310, 3449312 thru 3449322, 3449324, 3449325 (without Entegra)
95	83356-005	ANNUNCIATOR PANEL ASSY - Left, Complete	1	3449311, 3449323, 3449326 thru 3449458 (with Entegra)
-95A	89452-005	* LIGHT ASSY	1	
100	89452-037	** CAP - L. OIL PRESS (Amber)	1	
105	89452-038	** CAP - L. ALT INOP (Red)	1	
110	89452-030	** CAP - L. VACUUM INOP (Amber)	1	
-110A	89452-026	** CAP - BLANK (Green) (Used When Ice Protection System Is Not Installed)	1	
115	89452-028	** CAP - L. START ENGAGE (Red)	1	
120	89452-045	** CAP - FLAPS IN TRANSIT (Amber)	1	
125	89452-012	** CAP - GEAR WARN (Red)	1	
130	653-631	** CAP - LOW BUS VOLTAGE (Red) (89452-018)	1	
135	766-537	** CAP - BAGGAGE DOOR (Amber) (89452-023)	1	
-140A	89452-026	** CAP - BLANK (Green) (Standard Equipment)	1	
140	89452-048	** CAP - INSTR OVERHEAT (Amber) (Optional Equipment)	1	

- ITEM NOT ILLUSTRATED

When ordering, always specify Part Number, Description, and Serial Number of Aircraft

PIPER AIRCRAFT, INC.
PA-34-220T
AIRPLANE PARTS CATALOG

Figure and Index Number	Part Number	Nomenclature	No. Req.	Serial Numbers Affected
85C-				
-145A	89452-026	** CAP - BLANK (Green) (Standard Equipment)	1	
145	89452-046	** CAP - STBY ATT IND TEST (Green) (Optional Equipment)	1	
-150A	89452-026	** CAP - BLANK (Green) (Standard Equipment)	1	
150	89452-047	** CAP - STBY ATT IND BATT HEATER FAIL (Amber) (Optional Equipment)	1	
155	89452-026	** CAP - BLANK (Green)	1	
160	83356-004	ANNUNCIATOR PANEL ASSY - Right, Complete	1	3449001 thru 3449310, 3449312 thru 3449322, 3449324, 3449325 (without Entegra)
160	83356-006	ANNUNCIATOR PANEL ASSY - Right, Complete	1	3449311, 3449323, 3449326 thru 3449458 (with Entegra)
-160A	89452-006	* LIGHT ASSY - INDICATOR	1	
165	89452-014	** CAP - HEATER OVERHEAT (Red)	1	
170	89452-040	** CAP - CROSSFEED (Amber)	1	
175	89452-029	** CAP - R. START ENGAGE (Red)	1	
180	89452-031	** CAP - R. VACUUM INOP (Amber)	1	
-180A	89452-026	** CAP - BLANK (Green) (Used When Ice Protection System Is Not Installed)	1	
185	89452-041	** CAP - R. ALT INOP (Red)	1	
190	89452-042	** CAP - R. OIL PRESS (Amber)	1	
195	654-506	** CAP - PITOT HEAT OFF/INOP (Amber) (89452-034)	1	
-200A	89452-026	** CAP - BLANK (Green) (Standard Equipment)	1	
200	654-497	** CAP - WING TAIL DE-ICE (Green) (89452-027) (Optional Equipment)	1	
-205	89452-026	** CAP - BLANK (Green) (Standard Equipment)	1	
205	653-633	** CAP - AIR COND DOOR OPEN (Amber) (89452-025) (Optional Equipment)	1	
210	89452-026	** CAP - BLANK (Green)	1	
215	89452-026	** CAP - BLANK (Green)	1	
220	89452-026	** CAP - BLANK (Green)	1	
225	472-028	* LAMP - 28 volt	AR	
-230	456-703	DIODE - (IN2071A)	AR	

- ITEM NOT ILLUSTRATED

When ordering, always specify Part Number, Description, and Serial Number of Aircraft

**PIPER AIRCRAFT, INC.
PA-34-220T
AIRPLANE PARTS CATALOG**

THIS PAGE INTENTIONALLY LEFT BLANK

PIPER AIRCRAFT, INC.
PA-34-220T
AIRPLANE PARTS CATALOG

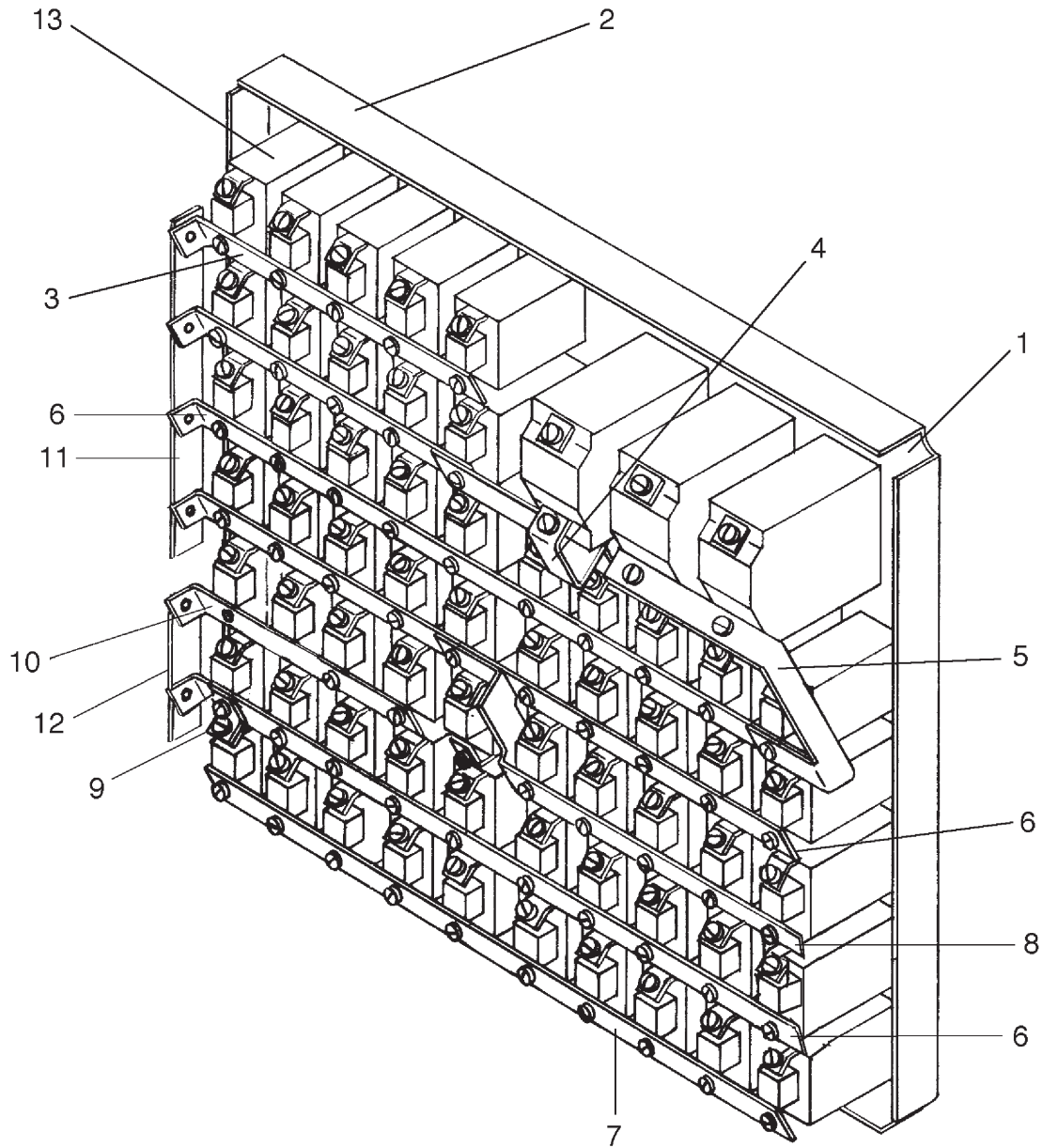


Figure 86. Circuit Breaker Panel Assy
(Serial Numbers 3447001 thru 3447029)

PIPER AIRCRAFT, INC.
PA-34-220T
AIRPLANE PARTS CATALOG

Figure and Index Number	Part Number	Nomenclature	No. Req.	Serial Numbers Affected
86-	89416 (T)	DRAWING - Circuit Breaker Panel Assy		3447001 thru 3447029
1	89416-004	PANEL ASSY - Circuit Breaker	1	
2	89417-004	* PANEL ASSY PLATE - Circuit Breaker	1	
3	89418-003	* BUS	2	
4	89418-007	* STRAP - Bus	1	
5	89418-008	* STRAP - Bus	1	
6	89418-002	* BUS	3	
7	89418-011	* LINK - Bus	1	
8	89418-006	* BUS	1	
9	89418-010	* LINK - Bus	1	
10	89418-004	* BUS	1	
11	89418-015	* STRAP - Bus	1	
12	89418-014	* BUS	1	
13	454-738	* CIRCUIT BREAKER - 5 amp	AR	
-13A	454-739	* CIRCUIT BREAKER - 7.5 amp	AR	
-13B	564-002	* CIRCUIT BREAKER - 15 amp	AR	
-13C	454-732	* CIRCUIT BREAKER - 10 amp	AR	
-13D	652-409	* CIRCUIT BREAKER - 25 amp	AR	
-13E	454-758	* CIRCUIT BREAKER - 60 amp	1	
-13F	687-800	* CIRCUIT BREAKER - 70 amp	2	

- ITEM NOT ILLUSTRATED

When ordering, always specify Part Number, Description, and Serial Number of Aircraft

PIPER AIRCRAFT, INC.
PA-34-220T
AIRPLANE PARTS CATALOG

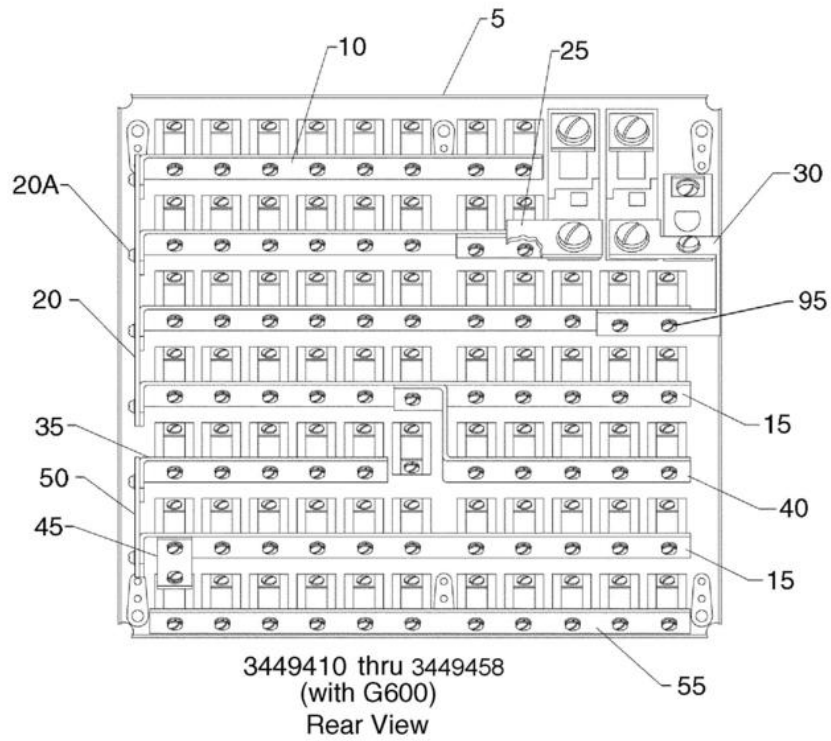
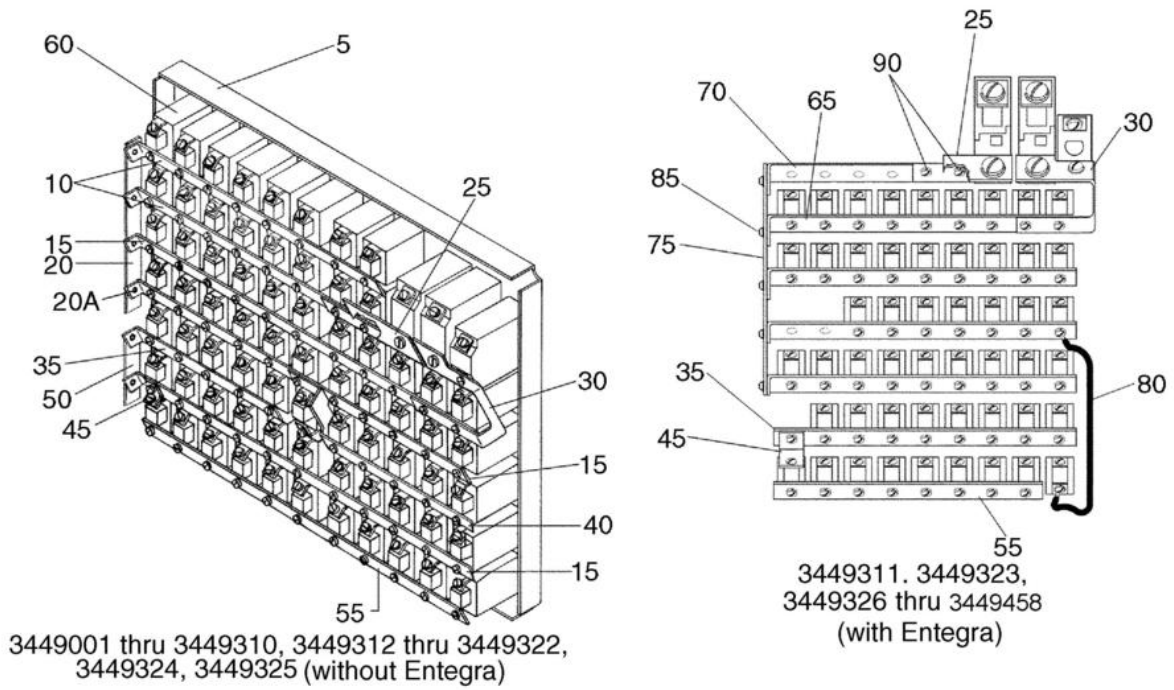


Figure 86A. Circuit Breaker Panel Assy
 (Serial Numbers 3449001 thru 3449458)

PIPER AIRCRAFT, INC.
PA-34-220T
AIRPLANE PARTS CATALOG

Figure and Index Number	Part Number	Nomenclature	No. Req.	Serial Numbers Affected
86A-	89416 (T) 107315 (B)	DRAWING - Circuit Breaker Panel Assy DRAWING - Circuit Breaker Panel Assy		3449001 thru 3449409 3449410 thru 3449458 (with G600)
	107350	DRAWING - G600 Avionics Installation		3449410 thru 3449458 (with G600)
5	89417-006	PANEL ASSY PLATE - Circuit Breaker	1	3449001 thru 3449310, 3449312 thru 3449322, 3449324, 3449325 (without Entegra); 3449410 thru 3449458 (with G600)
10	89418-018	BUS	2	3449001 thru 3449310, 3449312 thru 3449322, 3449324, 3449325 (without Entegra); 3449410 thru 3449458 (with G600)
15	89418-016	BUS	AR	3449001 thru 3449310, 3449312 thru 3449322, 3449324, 3449325 (without Entegra); 3449410 thru 3449458 (with G600)
20	89418-015	STRAP - Bus	1	3449001 thru 3449310, 3449312 thru 3449322, 3449324, 3449325 (without Entegra); 3449410 thru 3449458 (with G600)
20A	415-518	SCREW - (MS35206-228)	6	
-20B	407-096	WASHER - Lock (MS35338-98)	6	
-20C	404-528	NUT - (MS21042-06)	6	
25	89418-019	BUS	1	
30	89418-020	BUS	1	
35	89418-003	BUS	1	3449001 thru 3449310, 3449312 thru 3449322, 3449324, 3449325 (without Entegra); 3449410 thru 3449458 (with G600)
35	89418-022	BUS	1	3449311, 3449323, 3449326 thru 3449458 (with Entegra)
40	89418-006	BUS	1	3449001 thru 3449310, 3449312 thru 3449322, 3449324, 3449325 (without Entegra); 3449410 thru 3449458 (with G600)
45	89418-010	LINK - Bus	1	

- ITEM NOT ILLUSTRATED

When ordering, always specify Part Number, Description, and Serial Number of Aircraft

PIPER AIRCRAFT, INC.
PA-34-220T
AIRPLANE PARTS CATALOG

Figure and Index Number	Part Number	Nomenclature	No. Req.	Serial Numbers Affected
86A-50	89418-014	LINK - Bus	1	3449001 thru 3449310, 3449312 thru 3449322, 3449324, 3449325 (without Entegra); 3449410 thru 3449458 (with G600)
-50A	415-518	SCREW - (MS35206-228)	2	
-50B	407-096	WASHER - Lock (MS35338-98)	2	
-50C	404-528	NUT - (MS21042-06)	2	
55	89418-017	BUS	1	3449001 thru 3449310, 3449312 thru 3449322, 3449324, 3449325 (without Entegra); 3449410 thru 3449458 (with G600)
55	89418-024	BUS	1	3449311, 3449323, 3449326 thru 3449458 (with Entegra)
60	454-755	CIRCUIT BREAKER - 1 amp	AR	3449001 thru 3449310, 3449312 thru 3449322, 3449324, 3449325 (without Entegra); 3449410 thru 3449458 (with G600)
-60A	454-766	CIRCUIT BREAKER - 2 amp	AR	
-60B	454-736	CIRCUIT BREAKER - 3 amp	AR	3449001 thru 3449310, 3449312 thru 3449322, 3449324, 3449325 (without Entegra); 3449410 and up (with G600)
-60C	454-738	CIRCUIT BREAKER - 5 amp	AR	
-60D	454-739	CIRCUIT BREAKER - 7.5 amp	AR	
-60E	454-732	CIRCUIT BREAKER - 10 amp	AR	
-60F	564-002	CIRCUIT BREAKER - 15 amp	AR	
-60G	652-409	CIRCUIT BREAKER - 25 amp	AR	
-60H	454-758	CIRCUIT BREAKER - 60 amp	1	
-60J	687-801	CIRCUIT BREAKER - 90 amp	2	
65	89418-021	BUS	4	3449311, 3449323, 3449326 thru 3449458 (with Entegra)
70	89418-023	BUS	1	3449311, 3449323, 3449326 thru 3449458 (with Entegra)
75	89418-005	BUS	1	3449311, 3449323, 3449326 thru 3449458 (with Entegra)
80	99983-109	WIRE ASSY	1	3449311, 3449323, 3449326 thru 3449458 (with Entegra)
85	415-518	SCREW - (MS35206-228)	5	3449311, 3449323, 3449326 thru 3449458 (with Entegra)

- ITEM NOT ILLUSTRATED

When ordering, always specify Part Number, Description, and Serial Number of Aircraft

**PIPER AIRCRAFT, INC.
PA-34-220T
AIRPLANE PARTS CATALOG**

Figure and Index Number	Part Number	Nomenclature	No. Req.	Serial Numbers Affected
86A- -85A	407-096	WASHER - (MS35338-98)	5	3449311, 3449323, 3449326 thru 3449458 (with Entegra)
-85B	404-528	NUT - (MS21042-06)	5	3449311, 3449323, 3449326 thru 3449458 (with Entegra)
90	415-518	SCREW - (MS35206-228)	4	3449311, 3449323, 3449326 thru 3449458 (with Entegra)
-90A	690-639	WASHER - (NAS1149FN616P)	4	3449311, 3449323, 3449326 thru 3449458 (with Entegra)
-90B	404-528	NUT - (MS21042-06)	4	3449311, 3449323, 3449326 thru 3449458 (with Entegra)
95	415-513	SCREW - Bus (MS35206-226)	AR	
-100	581-657	PLUG	AR	

- ITEM NOT ILLUSTRATED

When ordering, always specify Part Number, Description, and Serial Number of Aircraft

**PIPER AIRCRAFT, INC.
PA-34-220T
AIRPLANE PARTS CATALOG**

Figure 86B. Circuit Breaker Panel Assy- Front View Seneca V G1000 and GFC 700
(Serial Numbers 3449459, 3449467 and up)
Sheet 1 of 2

**PIPER AIRCRAFT, INC.
PA-34-220T
AIRPLANE PARTS CATALOG**

Figure 86B. Circuit Breaker Panel Assy - Rear View Seneca V G1000
(Serial Numbers 3449459, 3449467 and up)
Sheet 2 of 2

PIPER AIRCRAFT, INC.
PA-34-220T
AIRPLANE PARTS CATALOG

Figure and Index Number	Part Number	Nomenclature	No. Req.	Serial Numbers Affected
86B-	87291 (Y)	DRAWING - System Installation - Heated Stall		
	87719 (AD)	DRAWING - System Installation - Synchrophasor		
	100735 (L)	DRAWING - Ice Protection System - Propeller		
	101772 (N)	DRAWING - System Installation - Ice Protection and Vacuum System		3449459, 3449467 and up
	107250 (L)	DRAWING - System Installation - G1000 Avionics		3449459, 3449467 and up
	107251 (D)	DRAWING - System Installation - AHRS		3449459, 3449467 and up
	107252 (E)	DRAWING - System Installation - Air Data No. 1 and No. 2		3449459, 3449467 and up
	107253 (C)	DRAWING - System Installation - 55X Autopilot		3449459, 3449467 and up
	107255 (C)	DRAWING - System Installation - G1000		3449459, 3449467 and up
	107261 (B)	DRAWING - System Installation - KN63 DME		3449459, 3449467 and up
	107262 (New)	DRAWING - System Installation - G1000 - ADF		3449459, 3449467 and up
	107263 (C)	DRAWING - System Installation - GTS - 825 TAS		3449459, 3449467 and up
	107264 (B)	DRAWING - System Installation - GWX - 68 WXR		3449459, 3449467 and up
	107265 (E)	DRAWING - System Installation - G1000 - XM		3449459, 3449467 and up
	107266 (New)	DRAWING - System Installation - G1000 - Iridium		3449459, 3449467 and up
	107270 (R)	DRAWING - Electrical Installation Seneca V - G1000		3449459, 3449467 and up
	107271 (F)	DRAWING - Circuit Breaker Panel Assy		3449459, 3449467 and up
	107326 (New)	DRAWING - System Installation - G1000 - Stormscope		3449459, 3449467 and up
	107329 (E)	DRAWING - System Installation - Electrical - Air Conditioning		3449459, 3449467 and up
1	107271-002	CIRCUIT BREAKER ASSY	1	3449459, 3449467 and up
1	107271-011	CIRCUIT BREAKER ASSY - GFC 700	1	3449459, 3449492 and up
1A	107298-008	PANEL - Circuit Breaker	1	3449459, 3449467 and up
-1B	107385-001	INSULATION - Circuit Breaker Panel	1	3449459, 3449467 and up
-1C	107385-002	INSULATION - Circuit Breaker Panel	1	3449459, 3449467 and up
5	107274-002	PLACARDS LIGHTED - Circuit Breakers	1	3449459, 3449467 and up
5	107274-008	PLACARDS LIGHTED - Circuit Breakers - GFC 700	1	3449459, 3449492 and up
5A	454-736	CIRCUIT BREAKER - 3A - PFD FAN 1	1	
5B	454-738	CIRCUIT BREAKER - 5A - PFD 1	1	
5C	454-738	CIRCUIT BREAKER - 5A - INTEG AV 1	1	
5D	454-739	CIRCUIT BREAKER - 7.5A - COM 1	1	
5E	454-738	CIRCUIT BREAKER - 5A - AHRS 1	1	
5F	454-738	CIRCUIT BREAKER - 5A - ADC 1	1	
5G	454-738	CIRCUIT BREAKER - 5A - AUDIO MKR	1	
5H	454-738	CIRCUIT BREAKER - 5A - XPDR	1	
5J	652-409	CIRCUIT BREAKER - 25A - AV BUS 1	1	
5K	652-409	CIRCUIT BREAKER - 25A - AV BUS TIE	1	
5L	454-738	CIRCUIT BREAKER - 5A - TURN COORD - NOT USED ON GFC 700	1	
5M	454-738	CIRCUIT BREAKER - 5A - AUTO PILOT	1	
5N	454-736	CIRCUIT BREAKER - 3A - PITCH TRIM	1	
10	107274-003	PLACARDS LIGHTED - Circuit Breakers	1	3449459, 3449467 and up
10A	454-736	CIRCUIT BREAKER - 3A - PFD 2 FAN	1	
10B	454-738	CIRCUIT BREAKER - 5A - PFD 2	1	
10C	454-738	CIRCUIT BREAKER - 5A - INTEG AV 2	1	
10D	454-739	CIRCUIT BREAKER - 7.5A - COM 2	1	
10E	454-738	CIRCUIT BREAKER - 5A - AHRS 2	1	
10F	454-738	CIRCUIT BREAKER - 5A - ADC 2	1	
10G	454-736	CIRCUIT BREAKER - 3A - MFD FAN	1	
10H	454-738	CIRCUIT BREAKER - 5A - MFD	1	
10J	652-409	CIRCUIT BREAKER - 25A - AV BUS 2	1	
10K	564-002	CIRCUIT BREAKER - 15A - STALL HEAT	1	
10L	564-002	CIRCUIT BREAKER - 15A - PITOT HEAT	1	
10M	454-739	CIRCUIT BREAKER - 7.5A - STBY INSTR	1	
10N	454-797	CIRCUIT BREAKER - 20A - EMERG BATT	1	
15	107274-004	PLACARDS LIGHTED - Circuit Breakers	1	3449459, 3449467 and up
15A	454-738	CIRCUIT BREAKER - 5A - AIR COND	1	

- ITEM NOT ILLUSTRATED

When ordering, always specify Part Number, Description, and Serial Number of Aircraft

PIPER AIRCRAFT, INC.
PA-34-220T
AIRPLANE PARTS CATALOG

Figure and Index Number	Part Number	Nomenclature	No. Req.	Serial Numbers Affected
86B-				
15B	564-002	CIRCUIT BREAKER - 15A - VENT FAN	1	
15C	564-002	CIRCUIT BREAKER - 15A - HEATER	1	
15D	454-738	CIRCUIT BREAKER - 5A - PROP SYNC	1	
15E	454-738	CIRCUIT BREAKER - 5A - ENG START	1	
15F	454-738	CIRCUIT BREAKER - 5A - GEA 1	1	
15G	454-738	CIRCUIT BREAKER - 5A - L ALT FIELD	1	
15H	454-739	CIRCUIT BREAKER - 7.5A - L FUEL PUMP	1	
15J	454-738	CIRCUIT BREAKER - 5A - AVIONICS DIMMER	1	
15K	454-736	CIRCUIT BREAKER - 3A - AVIONICS FAN	1	
20	107274-005	PLACARDS LIGHTED - Circuit Breakers	1	3449459, 3449467 and up
20A	454-732	CIRCUIT BREAKER - 10A - ANTI COLL	1	
20B	454-738	CIRCUIT BREAKER - 5A - NAV LIGHTS	1	
20C	454-732	CIRCUIT BREAKER - 10A - LDG LIGHTS	1	
20D	454-732	CIRCUIT BREAKER - 10A - TAXI LIGHTS	1	
20E	454-739	CIRCUIT BREAKER - 7.5A - PANEL DIMMER	1	
20F	454-738	CIRCUIT BREAKER - 5A - DOME LIGHTS	1	
20G	454-738	CIRCUIT BREAKER - 5A - GEA 2	1	
20H	454-738	CIRCUIT BREAKER - 5A - R ALT FIELD	1	
20J	454-739	CIRCUIT BREAKER - 7.5A - R FUEL PUMP	1	
20K	564-002	CIRCUIT BREAKER - 15A - FLAPS	1	
20L	652-416	CIRCUIT BREAKER - 30A - GEAR PUMP	1	
25	107274-006	PLACARDS LIGHTED - Circuit Breakers	1	3449459, 3449467 and up
25A	454-736	CIRCUIT BREAKER - 3A - DME	1	
25B	454-736	CIRCUIT BREAKER - 3A - XM	1	
25C	454-736	CIRCUIT BREAKER - 3A - IRIDIUM	1	
25D	454-766	CIRCUIT BREAKER - 2A - ADF	1	
25E	454-738	CIRCUIT BREAKER - 5A - TAS	1	
25F	454-736	CIRCUIT BREAKER - 3A - STORMSCOPE	1	
25G	454-738	CIRCUIT BREAKER - 5A - RADAR	1	
25H	454-797	CIRCUIT BREAKER - 20A - PROP HEAT	1	
25J	454-738	CIRCUIT BREAKER - 5A - ICE LIGHT	1	
25K	564-002	CIRCUIT BREAKER - 15A - WSHLD HEAT	1	
25L	454-732	CIRCUIT BREAKER - 10A - SURFACE DE-ICE	1	
30	107307-005	CABLE ASSY - Single	1	3449459, 3449467 and up
35	107273-009	BUS BAR	AR	3449459, 3449467 and up
35	107273-013	BUS BAR	AR	3449459, 3449467 and up
40	107271-009	WIRE ASSY	1	3449459, 3449467 and up
45	107271-010	WIRE ASSY	1	3449459, 3449467 and up
50	107273-002	BUS BAR	1	3449459, 3449467 and up
55	107273-003	BUS BAR	1	3449459, 3449467 and up
60	107271-006	WIRE ASSY	1	3449459, 3449467 and up
65	418-525	SCREW - (MS16997-32)	4	
-65	690-616	WASHER - (NAS1149FN832P)	8	
-65	506-627	NUT - (MS21042-L08)	4	
70	107307-009	CABLE ASSY - Single	1	3449459, 3449467 and up
75	107307-003	CABLE ASSY - Single	1	3449459, 3449467 and up
80	107273-005	BUS BAR	2	3449459, 3449467 and up
85	107307-011	CABLE ASSY - Single	1	3449459, 3449467 and up
90	107307-013	CABLE ASSY - Single	1	3449459, 3449467 and up
95	107273-004	BUS BAR	AR	3449459, 3449467 and up
100	553-523	BUTTON	AR	
105	153-320	BRAID	AR	
110	415-536	SCREW - (MS35206-246)	4	
-110	690-616	WASHER - (NAS1149FN832P)	4	
-110	404-529	NUT - (MS21042-08)	4	
115	463-515	GROMMET	AR	

- ITEM NOT ILLUSTRATED

When ordering, always specify Part Number, Description, and Serial Number of Aircraft

**PIPER AIRCRAFT, INC.
PA-34-220T
AIRPLANE PARTS CATALOG**

Figure and Index Number	Part Number	Nomenclature	No. Req.	Serial Numbers Affected
86B				
120	107272-002	HARNESS ASSY - Circuit Breaker Panel	1	3449459, 3449467 and up
120	107272-003	HARNESS ASSY - Circuit Breaker Panel - GFC 700	1	3449459, 3449492 and up
125	107307-012	CABLE ASSY - Single	1	3449459, 3449467 and up
130	107273-007	BUS BAR	1	3449459, 3449467 and up
135	107273-015	BUS BAR - Main Bus	1	3449459, 3449467 and up
140	107271-008	WIRE ASSY	1	3449459, 3449467 and up
145	107307-010	CABLE ASSY - Single	1	3449459, 3449467 and up
150	107273-011	BUS BAR	AR	3449459, 3449467 and up
155	107307-002	CABLE ASSY - Single	1	3449459, 3449467 and up
160	107273-006	BUS BAR	1	3449459, 3449467 and up
165	107271-004	WIRE ASSY	1	3449459, 3449467 and up
170	107271-005	WIRE ASSY	1	3449459, 3449467 and up
-175	101230-028	BEZEL ASSY	1	3449459, 3449467 and up
-180	404-526	NUT - (MS21042-3)	1	
-185	401-266	BOLT - (AN3-5A)	1	

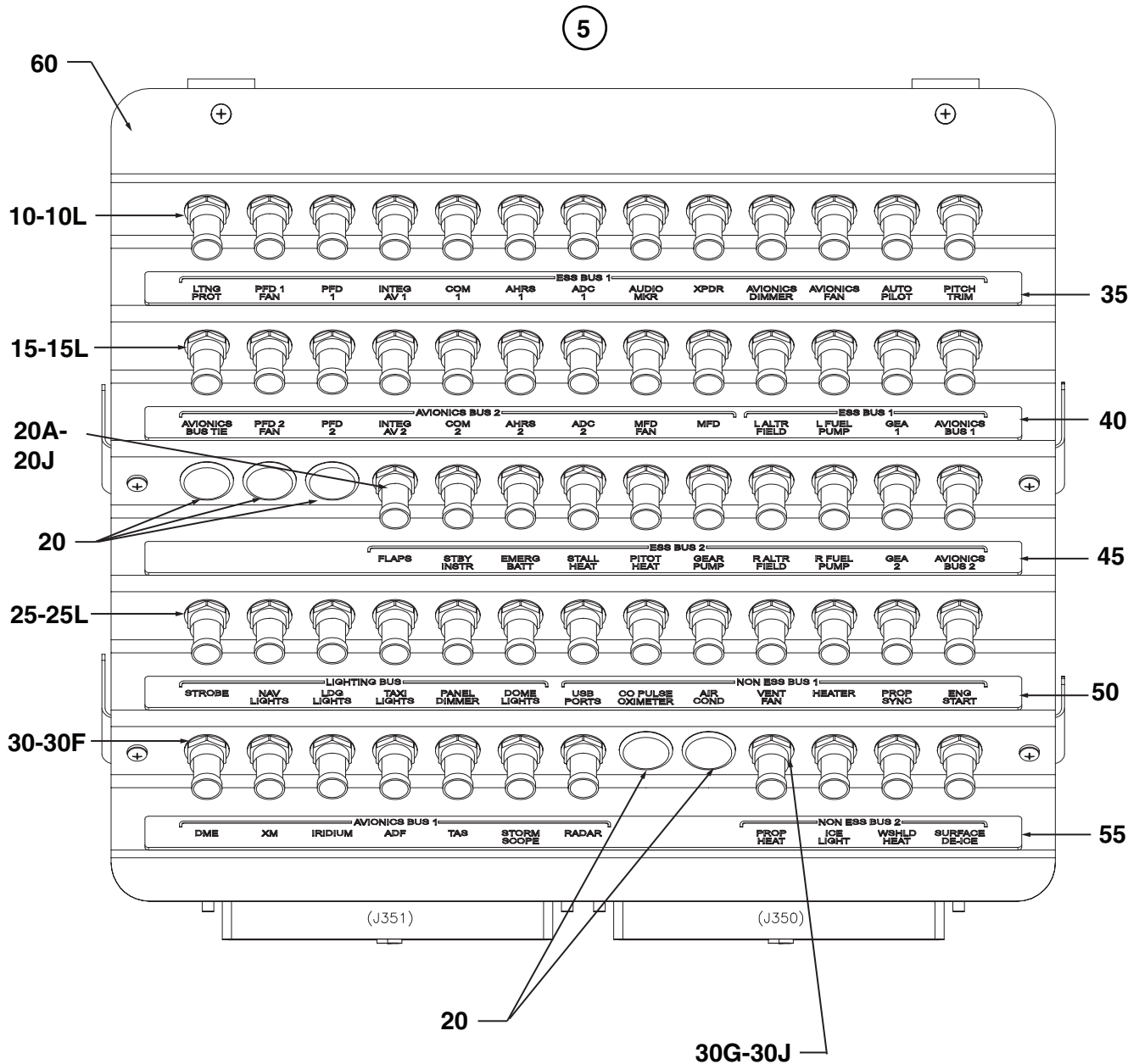
- ITEM NOT ILLUSTRATED

When ordering, always specify Part Number, Description, and Serial Number of Aircraft

**PIPER AIRCRAFT, INC.
PA-34-220T
AIRPLANE PARTS CATALOG**

THIS PAGE INTENTIONALLY LEFT BLANK

PIPER AIRCRAFT, INC.
PA-34-220T
AIRPLANE PARTS CATALOG



FRONT VIEW

Figure 86C. Circuit Breaker Panel Assy - Seneca V G1000 NXi
 (Serial Numbers 3449509 and up)
 Sheet 1 of 3

PIPER AIRCRAFT, INC.
PA-34-220T
AIRPLANE PARTS CATALOG

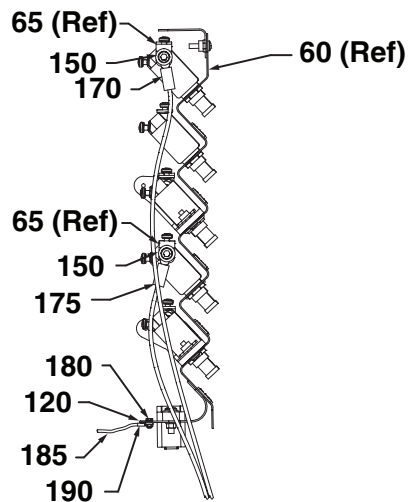
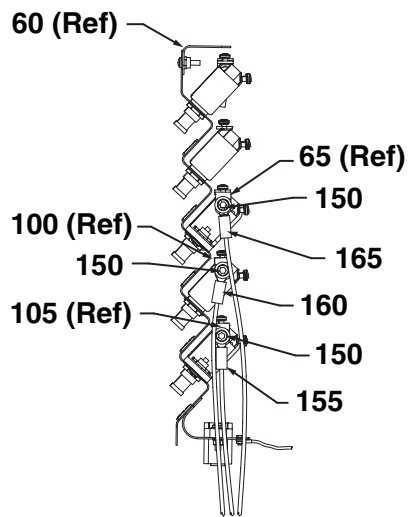
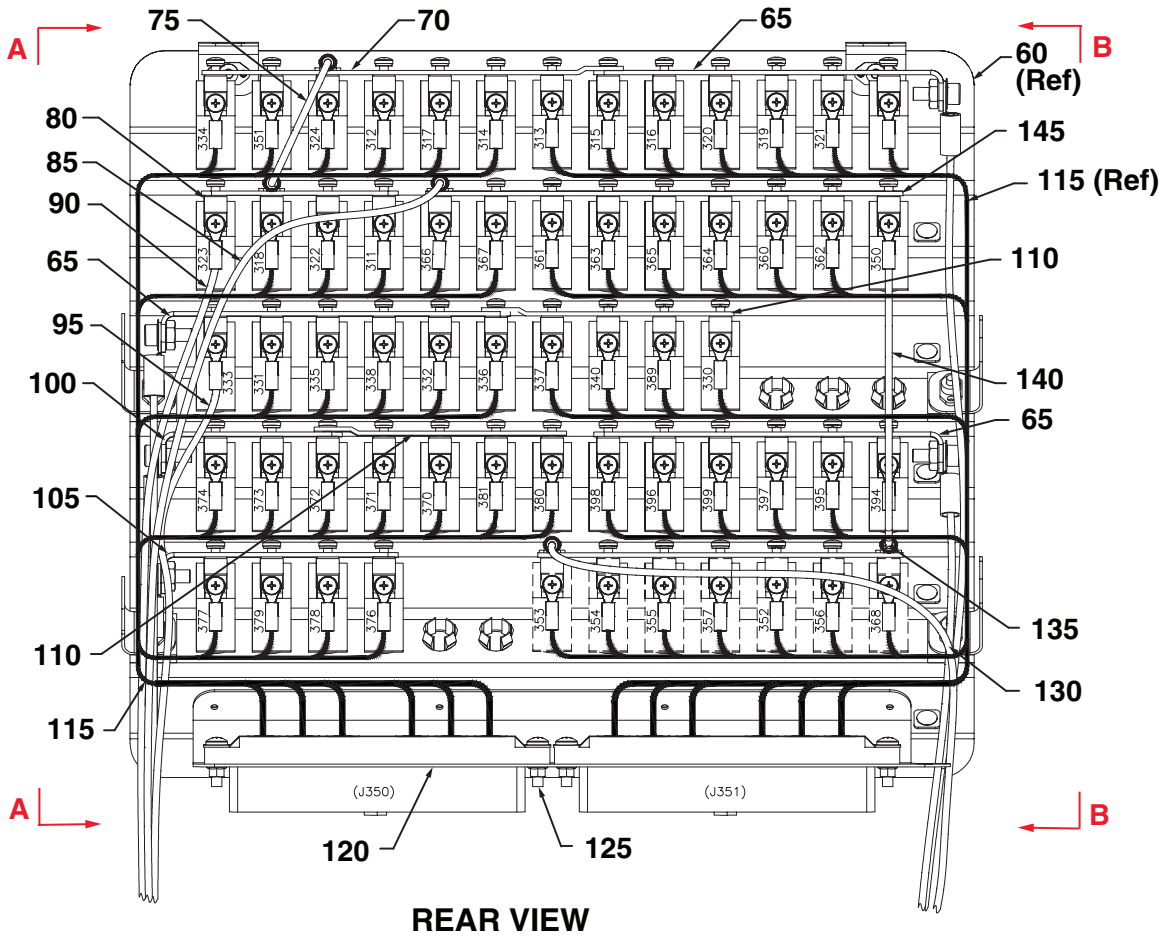
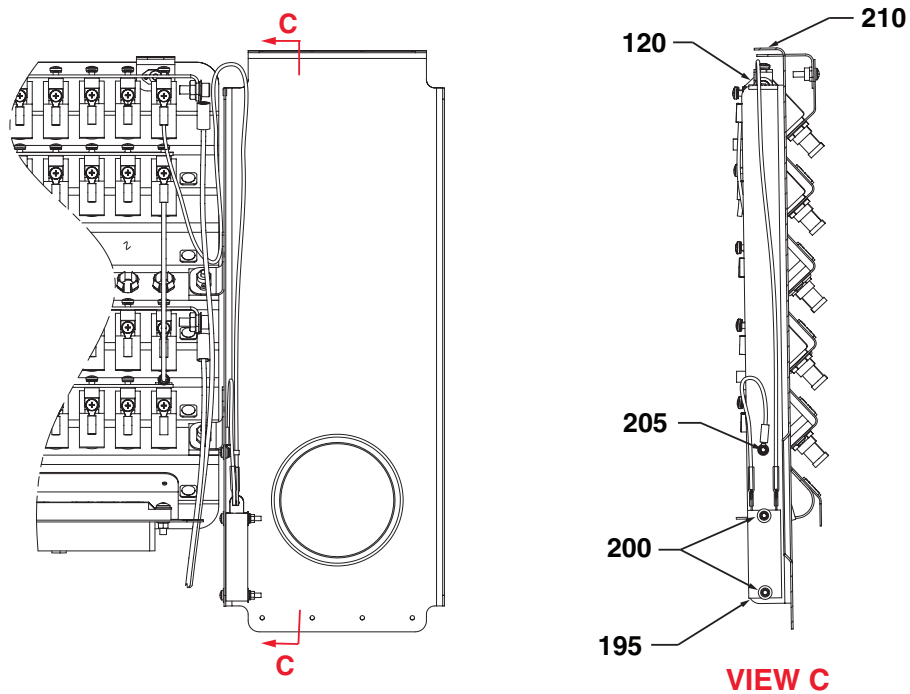


Figure 86C. Circuit Breaker Panel Assy - Seneca V G1000 NXi
 (Serial Numbers 3449509 and up)
 Sheet 2 of 3

PIPER AIRCRAFT, INC.
PA-34-220T
AIRPLANE PARTS CATALOG



REAR VIEW

Figure 86C. Circuit Breaker Panel Assy - Seneca V G1000 NXi
(Serial Numbers 3449509 and up)
Sheet 3 of 3

PIPER AIRCRAFT, INC.
PA-34-220T
AIRPLANE PARTS CATALOG

Figure and Index Number	Part Number	Nomenclature	No. Req.	Serial Numbers Affected
86C	34F24A000 (D)	DRAWING - Electrical Installation – Seneca V G1000 NXi		3449509 and up
	107866 (G)	DRAWING - System Installation – GFC 700 Autopilot		3449459, 3449492 and up
	107266 (New)	DRAWING -System Installation – G1000 Iridium		3449459, 3449467 and up
	107255 (C)	DRAWING - System Installation – G1000 Standby Instrument		3449459, 3449467 and up
	87291 (Y)	DRAWING - System Installation – Heated Stall		
	87719 (AD)	DRAWING - System Installation – Synchrophasor		
	100735 (L)	DRAWING - Ice Protection System – Propeller		
	101772 (N)	DRAWING - System Installation – Ice Protection and Vacuum System		3449459, 3449467 and up
	107263 (C)	DRAWING - System Installation – GTS - 825 TAS		3449459, 3449467 and up
	107265 (E)	DRAWING - System Installation – G1000 XM		3449459, 3449467 and up
	107326 (New)	DRAWING - System Installation – G1000 Stormscope		3449459, 3449467 and up
	34F24A011 (New)	DRAWING - System Installation – USB Ports		3449509 and up
	34F24A007 (New)	DRAWING - System Installation – CO Pulse Oximeter		3449509 and up
	34F34A000 (New)	DRAWING - System Installation – G1000 NXi Avionics		3449509 and up
	34F34A007 (New)	DRAWING - System Installation – RA-3502 ADF		3449509 and up
	34F34A011 (B)	DRAWING - System Installation – GWX-75		3449509 and up
5	34F24A003-001	ELECTRICAL ASSY - Circuit Breaker Panel	1	
10	454-734	* CIRCUIT BREAKER - 358 - 15A - LTNG PROT	1	
10A	454-736	* CIRCUIT BREAKER - 321 - 3A - PFD 1 FAN	1	
10B	454-738	* CIRCUIT BREAKER - 319 - 5A - PFD 1	1	
10C	454-738	* CIRCUIT BREAKER - 320 - 5A - INTEG AV 1	1	
10D	454-739	* CIRCUIT BREAKER - 316 -7.5A - COM 1	1	
10E	454-738	* CIRCUIT BREAKER - 315 - 5A - AHRS 1	1	
10F	454-738	* CIRCUIT BREAKER - 313 - 5A - ADC 1	1	
10G	454-738	* CIRCUIT BREAKER - 314 - 5A - AUDIO MKR	1	
10H	454-738	* CIRCUIT BREAKER - 317 - 5A - XPDR	1	
10I	454-738	* CIRCUIT BREAKER - 312 - 5A - AVIONICS DIMMER	1	
10J	454-736	* CIRCUIT BREAKER - 324 - 3A - AVIONICS FAN	1	
10K	454-738	* CIRCUIT BREAKER - 351 - 5A - AUTOPILOT (optional)	1	
10L	454-736	* CIRCUIT BREAKER - 334 - 3A - PITCH TRIM (optional)	1	
15	652-409	* CIRCUIT BREAKER - 350 - 25A - AVIONICS BUS TIE	1	
15A	454-736	* CIRCUIT BREAKER - 362 - 3A - PFD 2 FAN	1	
15B	454-738	* CIRCUIT BREAKER - 360 - 5A - PFD 2	1	
15C	454-738	* CIRCUIT BREAKER - 364 - 5A - INTEG AV 2	1	
15D	454-739	* CIRCUIT BREAKER - 365 -7.5A - COM 2	1	
15E	454-738	* CIRCUIT BREAKER - 363 - 5A - AHRS 2 (optional)	1	
15F	454-738	* CIRCUIT BREAKER - 361 - 5A - ADC 2 (optional)	1	
15G	454-736	* CIRCUIT BREAKER - 367 - 3A - MFD FAN	1	
15H	454-738	* CIRCUIT BREAKER - 366 - 5A - MFD	1	
15I	454-738	* CIRCUIT BREAKER - 311 - 5A - L ALT FIELD	1	
15J	454-739	* CIRCUIT BREAKER - 322 -7.5A - L FUEL PUMP	1	
15K	454-738	* CIRCUIT BREAKER - 318 - 5A - GEA 1	1	
15L	652-409	* CIRCUIT BREAKER - 323 - 25A - AVIONICS BUS 1	1	
20	581-657	* PLUG - (P-437)	AR	
20A	454-734	* CIRCUIT BREAKER - 330 - 15A - FLAPS	1	
20B	454-739	* CIRCUIT BREAKER - 389 -7.5A - STDBY INSTR	1	
20C	454-797	* CIRCUIT BREAKER - 340 - 20A - EMERG BATT	1	
20D	454-734	* CIRCUIT BREAKER - 337 - 15A - STALL HEAT (optional)	1	
20E	454-734	* CIRCUIT BREAKER - 336 - 15A - PITOT HEAT	1	
20F	652-416	* CIRCUIT BREAKER - 332 - 30A - GEAR PUMP	1	
20G	454-738	* CIRCUIT BREAKER - 338 - 5A - R ALT FIELD	1	
20H	454-739	* CIRCUIT BREAKER - 335 -7.5A - R FUEL PUMP	1	
20I	454-738	* CIRCUIT BREAKER - 331 - 5A - GEA 2	1	
20J	652-409	* CIRCUIT BREAKER - 333 - 25A - AVIONICS BUS 2	1	
25	454-738	* CIRCUIT BREAKER - 394 - 5A - STROBE	1	
25A	454-766	* CIRCUIT BREAKER - 395 - 2A - NAV LIGHTS	1	

- ITEM NOT ILLUSTRATED

When ordering, always specify Part Number, Description, and Serial Number of Aircraft

PIPER AIRCRAFT, INC.
PA-34-220T
AIRPLANE PARTS CATALOG

Figure and Index Number	Part Number	Nomenclature	No. Req.	Serial Numbers Affected
86C-				
25B	454-738	* CIRCUIT BREAKER - 397 - 5A - LDG LIGHTS	1	
25C	454-736	* CIRCUIT BREAKER - 399 - 3A - TAXI LIGHTS	1	
25D	454-739	* CIRCUIT BREAKER - 396 - 7.5A - PANEL DIMMER	1	
25E	454-738	* CIRCUIT BREAKER - 398 - 5A - DOME LIGHTS	1	
25F	454-739	* CIRCUIT BREAKER - 380 - 7.5A - USB PORTS	1	
25G	454-755	* CIRCUIT BREAKER - 381 - 1A - CO PULSE OXIMETER	1	
25H	454-738	* CIRCUIT BREAKER - 370 - 5A - AIR COND (optional)	1	
25I	454-734	* CIRCUIT BREAKER - 371 - 15A - VENT FAN	1	
25J	454-734	* CIRCUIT BREAKER - 372 - 15A - HEATER	1	
25K	454-738	* CIRCUIT BREAKER - 373 - 5A - PROP SYNC (optional)	1	
25L	454-738	* CIRCUIT BREAKER - 374 - 5A - ENG START	1	
30	454-736	* CIRCUIT BREAKER - 368 - 3A - DME (optional)	1	
30A	454-736	* CIRCUIT BREAKER - 356 - 3A - XM (optional)	1	
30B	454-736	* CIRCUIT BREAKER - 352 - 3A - IRIDIUM (optional)	1	
30C	454-736	* CIRCUIT BREAKER - 357 - 3A - ADF (optional)	1	
30D	454-738	* CIRCUIT BREAKER - 355 - 5A - TAS (optional)	1	
30E	454-736	* CIRCUIT BREAKER - 354 - 3A - STORMSCOPE (optional)	1	
30F	454-738	* CIRCUIT BREAKER - 353 - 5A - RADAR (optional)	1	
30G	454-797	* CIRCUIT BREAKER - 376 - 20A - PROP HEAT (optional)	1	
30H	454-738	* CIRCUIT BREAKER - 378 - 5A - ICE LIGHT (optional)	1	
30I	454-734	* CIRCUIT BREAKER - 379 - 15A - WSHLD HEAT (optional)	1	
30J	454-732	* CIRCUIT BREAKER - 377 - 10A - SURFACE DE-ICE (optional)	1	
35	34F24V001-001	* PLACARD - Circuit Breaker	1	
40	34F24V001-002	* PLACARD - Circuit Breaker	1	
45	34F24V001-003	* PLACARD - Circuit Breaker	1	
50	34F24V001-004	* PLACARD - Circuit Breaker	1	
55	34F24V001-005	* PLACARD - Circuit Breaker	1	
60	34F53A011-001	* PANEL ASSY - Circuit Breaker	1	
-60A	34F530007-001	** PANEL	1	
-60B	107298-002	** BRACKET	1	
65	107273-005	* BUS BAR	3	
70	89839-008	* BUS BAR	1	
75	107271-005	* WIRE ASSY	1	
80	107273-013	* BUS BAR	AR	
85	107307-003	* CABLE ASSY	1	
90	107307-004	* CABLE ASSY	1	
95	107307-002	* CABLE ASSY	1	
100	107273-008	* BUS BAR	1	
105	107273-007	* BUS BAR	REF	
110	89839-005	* BUS BAR	2	
115	34F24A004-001	* HARNESS ASSY	1	
120	463-515	* GROMMET - (PS100003-10)	AR	
125	415-536	* SCREW - (MS35206-246)	4	
-125A	690-616	* WASHER - (NAS1149FN832P)	4	
-125B	506-627	* NUT - (MS21042L08)	4	
130	107307-005	* CABLE ASSY	1	
135	107572-006	* BUS BAR or	AR	
135	107273-004	* BUS BAR or	AR	
135	107273-009	* BUS BAR or	AR	
135	107273-010	* BUS BAR or	AR	
135	107273-011	* BUS BAR or	AR	
135	107273-013	* BUS BAR	AR	
140	107271-006	* WIRE ASSY	1	
145	107572-004	* BUS BAR	1	

- ITEM NOT ILLUSTRATED

When ordering, always specify Part Number, Description, and Serial Number of Aircraft

PIPER AIRCRAFT, INC.
PA-34-220T
AIRPLANE PARTS CATALOG

Figure and Index Number	Part Number	Nomenclature	No. Req.	Serial Numbers Affected
86C-				
150	418-525	* SCREW - (MS16997-32)	5	
-150A	690-616	* WASHER - (NAS1149FN832P)	10	
-150B	404-529	* NUT - (MS21042-08)	5	
155	107307-012	* CABLE ASSY (SEE NOTE 1)	1	
160	107307-011	* CABLE ASSY	1	
165	107307-010	* CABLE ASSY	1	
170	107307-009	* CABLE ASSY	1	
175	107307-013	* CABLE ASSY	1	
180	401-266	* BOLT - (AN3-5A)	1	
-180A	690-612	* WASHER - (NAS1149F0363P)	1	
-180B	404-526	* NUT - (MS21042-3)	1	
185	153-320	* BRAID - (QQB575R36T0125)	AR	
190	488-433	* TERMINAL - (PS10025-2-16)	2	
195	34F24A003-002	* SUPPRESSOR ASSY	1	3449509 and up
200	415-510	** SCREW - (MS35206-220)	2	
-200A	690-621	** WASHER - (NAS1149FN416P)	4	
-200B	407-040	** WASHER - (MS35338-40)	2	
-200C	404-533	** NUT - (MS21042-04)	2	
205	415-505	** SCREW - (MS35206-215)	1	
-205A	690-621	** WASHER - (NAS1149FN416P)	1	
-205B	407-040	** WASHER - (MS35338-40)	1	
-205C	404-533	** NUT - (MS21042-04)	1	
210	85369-007	SUPPORT	REF	3449509 and up

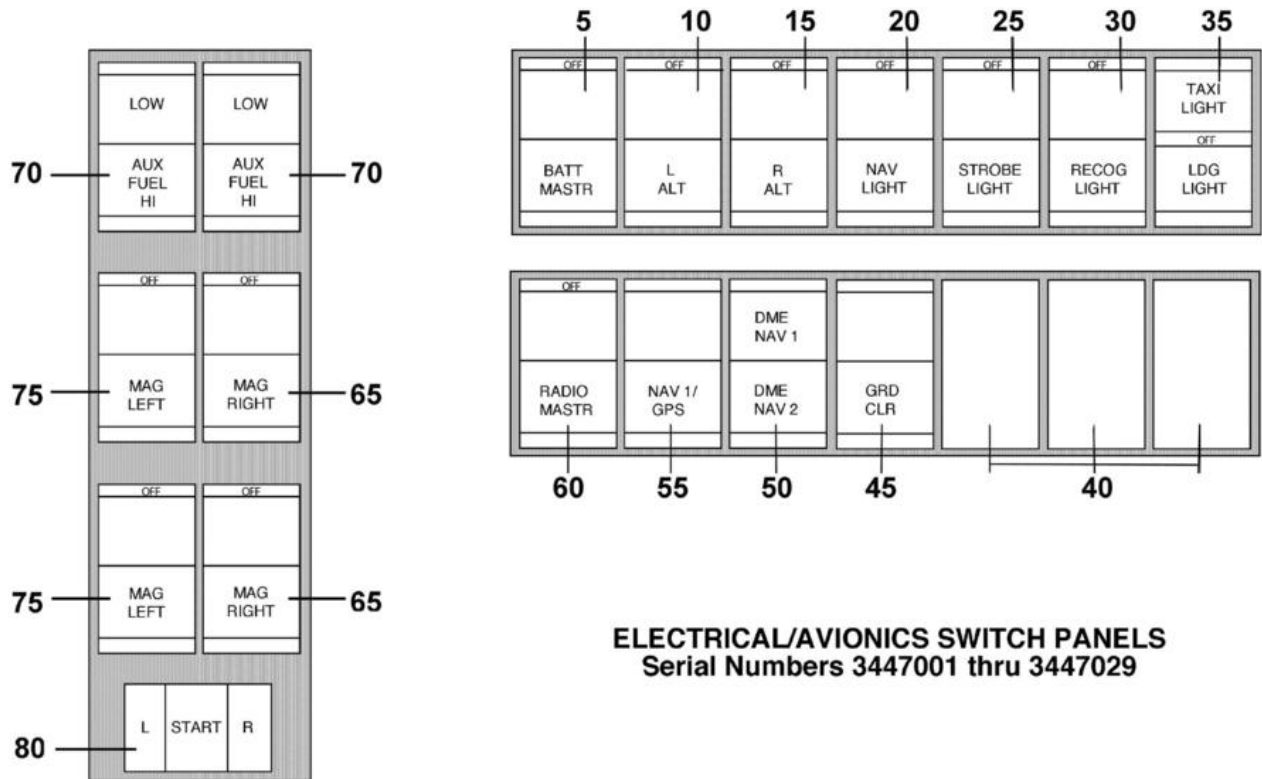
NOTES:

1. INSTALL WHEN ICE PROTECTION OPTION IS SELECTED.

- ITEM NOT ILLUSTRATED

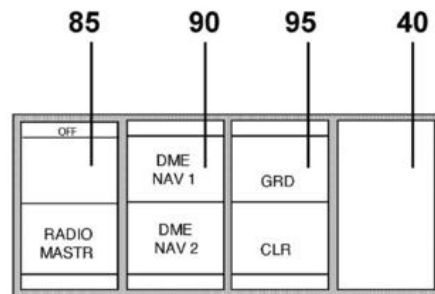
When ordering, always specify Part Number, Description, and Serial Number of Aircraft

PIPER AIRCRAFT, INC.
PA-34-220T
AIRPLANE PARTS CATALOG



ELECTRICAL/AVIONICS SWITCH PANELS
Serial Numbers 3447001 thru 3447029

ENGINE START
Serial Numbers
3447001 thru 3447029



ELECTRICAL/AVIONICS SWITCH PANEL
Serial Numbers 3449001 thru 3449458

Figure 87. Electrical/Avionics Switches

PIPER AIRCRAFT, INC.
PA-34-220T
AIRPLANE PARTS CATALOG

Figure and Index Number	Part Number	Nomenclature	No. Req.	Serial Numbers Affected
87-	83352 (K)	DRAWING - Electrical Installation (Seneca IV)		3447001 thru 3447029
	100650 (L)	DRAWING - Electrical Installation (Seneca V)		3449001 thru 3449151
	104179 (G)	DRAWING - Electrical Installation (Seneca V)		3449152 thru 3449177
	104395 (AA)	DRAWING - Electrical Installation (Seneca V)		3449178 and up
	89494 (H)	DRAWING - Ground Clearance Switch Installation		3447001 thru 3447029; 3449001 thru 3449151
	89493 (K)	DRAWING - Ground Clearance Harness Assy		3447001 thru 3447029; 3449001 thru 3449151
	104145 (B)	DRAWING - Ground Clearance Switch Installation		3449152 and up
	104144 (C)	DRAWING - Ground Clearance Harness Assy		3449152 and up
5	84622-084	CAP - Switch, BATT MASTR	1	
-5A	688-296	SWITCH	1	
-5B	472-200	LAMP	2	
-5C	561-027	FILTER	2	
10	84622-086	CAP - Switch, L ALT	1	
-10A	688-296	SWITCH	1	
-10B	472-200	LAMP	2	
-10C	561-027	FILTER	2	
15	84622-087	CAP - Switch, R ALT	1	
-15A	688-296	SWITCH	1	
-15B	472-200	LAMP	2	
-15C	561-027	FILTER	2	
20	653-512	CAP - Switch, NAV LIGHT (84622-013)	1	
-20A	688-296	SWITCH	1	
-20B	472-200	LAMP	2	
-20C	561-027	FILTER	2	
25	653-511	CAP - Switch, STROB LIGHT (84622-012)	1	
-25A	688-296	SWITCH	1	
-25B	472-200	LAMP	2	
-25C	561-027	FILTER	2	
30	653-566	CAP - Switch, RECOG LIGHT (84622-052)	1	
-30A	688-296	SWITCH	1	
-30B	472-200	LAMP	2	
-30C	561-027	FILTER	2	
35	84622-054	CAP - Switch, TAXI LIGHT - OFF - LAND LIGHT	1	
-35A	688-298	SWITCH	1	
-35B	472-200	LAMP	2	
-35C	561-027	FILTER	2	
40	687-211	PLUG	4	
45	84622-020	CAP - Switch, GND CLR	1	
-45A	688-296	SWITCH	1	
-45B	472-200	LAMP	2	
-45C	561-027	FILTER	2	
50	653-540	CAP - Switch, DME NAV 1 - DME NAV 2 (84622-039)	1	
-50A	688-296	SWITCH	1	
-50B	472-200	LAMP	2	
-50C	561-027	FILTER	2	
55	84622-083	CAP - Switch, NAV 1 - GPS	1	
-55A	688-296	SWITCH	1	
-55B	472-200	LAMP	2	
-55C	561-027	FILTER	2	
60	653-516	CAP - Switch, RADIO MASTR (84622-017)	1	
-60A	688-296	SWITCH	1	
-60B	472-200	LAMP	2	
-60C	561-027	FILTER	2	

- ITEM NOT ILLUSTRATED

When ordering, always specify Part Number, Description, and Serial Number of Aircraft

PIPER AIRCRAFT, INC.
PA-34-220T
AIRPLANE PARTS CATALOG

Figure and Index Number	Part Number	Nomenclature	No. Req.	Serial Numbers Affected
87-				
65	653-508	CAP - Switch, MAG RIGHT (84622-009)	2	
-65A	688-296	SWITCH	2	
-65B	472-200	LAMP	4	
-65C	561-027	FILTER	4	
-65D	559-837	GUARD - Switch	2	
70	84622-089	CAP - Switch, LOW - AUX FUEL HI	2	
-70A	688-298	SWITCH	2	
-70B	472-200	LAMP	4	
-70C	561-027	FILTER	4	
-70D	463-630	GUARD - Switch (49-5473)	2	
75	653-507	CAP - Switch, MAG LEFT (84622-008)	2	
-75A	688-296	SWITCH	2	
-75B	472-200	LAMP	4	
-75C	561-027	FILTER	4	
-75D	559-836	GUARD - Switch	2	
80	84622-088	CAP - Switch, L - START - R	1	
-80A	688-381	SWITCH	1	
85	PS50200-013	CAP - Switch, OFF - RADIO MASTR	1	
-85A	688-296	SWITCH	1	
-85B	472-200	LAMP	2	
90	654-472	CAP - Switch, DME NAV 1 - DME NAV 2 (89848-030)	1	
-90A	688-296	SWITCH	1	
-90B	472-200	LAMP	2	
95	89848-063	CAP - Switch, GND CLEAR	1	
-95A	688-309	SWITCH	2	
-95B	472-200	LAMP	2	

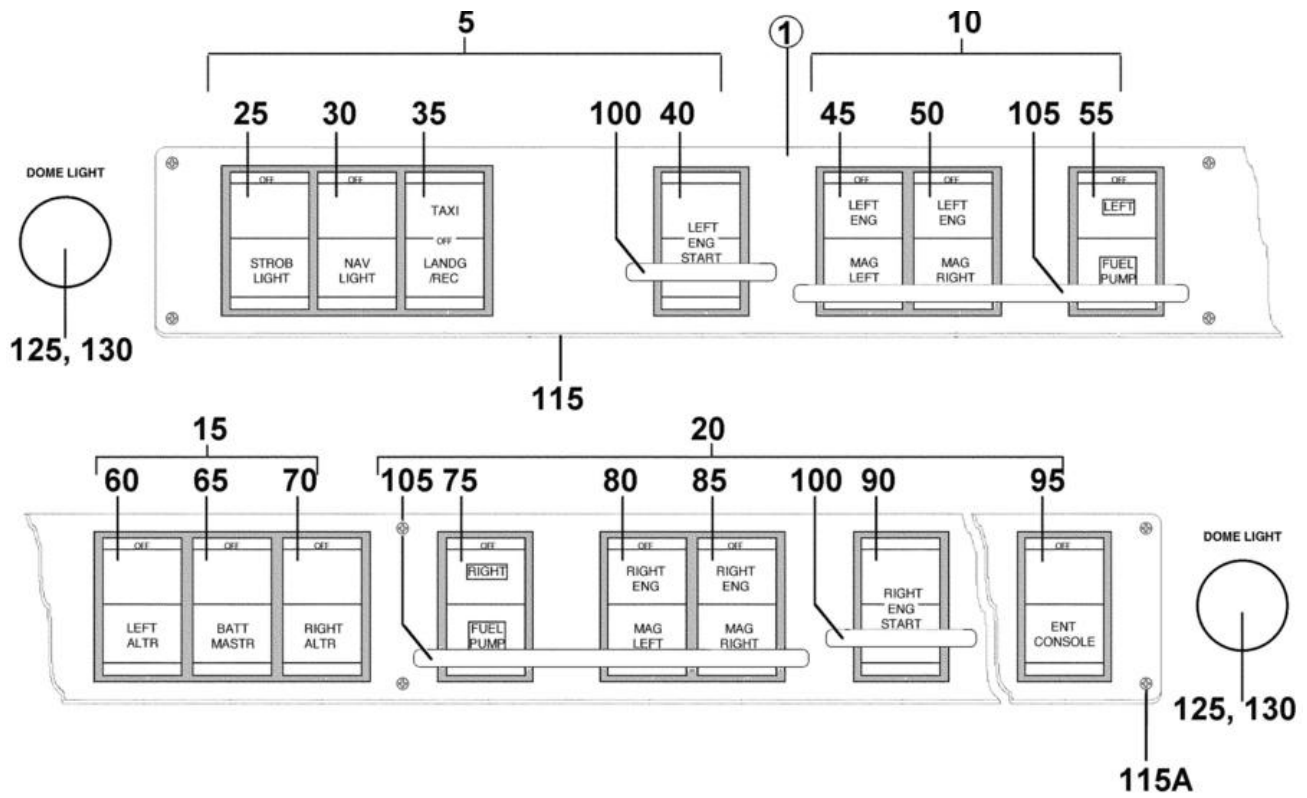
- ITEM NOT ILLUSTRATED

When ordering, always specify Part Number, Description, and Serial Number of Aircraft

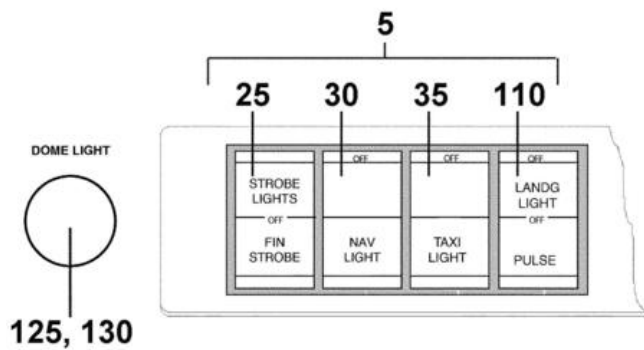
**PIPER AIRCRAFT, INC.
PA-34-220T
AIRPLANE PARTS CATALOG**

THIS PAGE INTENTIONALLY LEFT BLANK

PIPER AIRCRAFT, INC.
PA-34-220T
AIRPLANE PARTS CATALOG



OVERHEAD SWITCH PANEL
Serial Numbers 3449001 thru 3449458



OVERHEAD SWITCH PANEL
Serial Numbers 3449097 thru 3449458

Figure 87A. Overhead Switch Panel Installation

PIPER AIRCRAFT, INC.
PA-34-220T
AIRPLANE PARTS CATALOG

Figure and Index Number	Part Number	Nomenclature	No. Req.	Serial Numbers Affected
87A-	100652 (F) 83396	DRAWING - Overhead Switch Panel Installation DRAWING - Panel Assy, Overhead Cockpit		3449001 and up
1	100653-002	PANEL ASSY - Overhead Switch (Used if entertainment console is installed)	1	3449001 thru 3449096
1	100653-003	PANEL ASSY - Overhead Switch (Used if entertainment console is not installed)	1	3449001 thru 3449096
1	100653-008	PANEL ASSY - Overhead Switch (Used if entertainment console is installed)	1	3449097 thru 3449310, 3449312 thru 3449322, 3449324, 3449325 (without Entegra)
1	100653-009	PANEL ASSY - Overhead Switch (Used if entertainment console is not installed)	1	3449097 thru 3449310, 3449312 thru 3449322, 3449324, 3449325 (without Entegra)
1	100653-010	PANEL ASSY - Overhead Switch	1	3449311, 3449323, 3449326 thru 3449409,349411 thru 349414 & 3449420, (with Entegra), 3449458, 3449460 thru 3449466
1	100653-011	PANEL ASSY - Overhead Switch	1	3449467 and up
5	556-039	* CONNECTOR	1	3449097 thru 3449310, 3449312 thru 3449322, 3449324, 3449325 (without Entegra)
10	556-510	* CONNECTOR	1	3449097 thru 3449310, 3449312 thru 3449322, 3449324, 3449325 (without Entegra)
15	556-509	* CONNECTOR	1	3449097 thru 3449310, 3449312 thru 3449322, 3449324, 3449325 (without Entegra)
20	556-048	* CONNECTOR	1	3449097 thru 3449310, 3449312 thru 3449322, 3449324, 3449325 (without Entegra)
25	654-447	* CAP - SWITCH, OFF - STROB - LIGHT (89848-005)	1	3449001 thru 3449096
25	89848-069	* CAP - SWITCH, OFF - STROBE LIGHTS - FIN STROBE	1	3449097 and up
-25A	688-296	* SWITCH	1	
-25B	472-200	* LAMP	2	
30	654-446	* CAP - SWITCH, OFF - NAV LIGHT (89848-004)	1	
-30A	688-296	* SWITCH	1	
-30B	472-200	* LAMP	2	
35	654-527	* CAP - SWITCH, OFF - TAXI - LANDG - REC (89848-051)	1	3449001 thru 3449096
35	89848-002	* CAP - SWITCH, OFF - TAXI LIGHT	1	3449097 and up
-35A	688-298	* SWITCH	1	
-35B	472-200	* LAMP	2	
40	654-525	* CAP - SWITCH, LEFT ENG START (89848-049)	1	
-40A	688-297	* SWITCH	1	
-40B	472-200	* LAMP	2	
45	89848-044	* CAP - SWITCH, OFF - LEFT ENG - MAG LEFT	1	
-45A	688-296	* SWITCH	1	
-45B	472-200	* LAMP	2	

- ITEM NOT ILLUSTRATED

When ordering, always specify Part Number, Description, and Serial Number of Aircraft

PIPER AIRCRAFT, INC.
PA-34-220T
AIRPLANE PARTS CATALOG

Figure and Index Number	Part Number	Nomenclature	No. Req.	Serial Numbers Affected
87A-				
50	89848-045	* CAP - SWITCH, OFF - LEFT ENG - MAG RIGHT	1	
-50A	688-296	* SWITCH	1	
-50B	472-200	* LAMP	2	
55	89848-041	* CAP - SWITCH, OFF - LEFT - FUEL PUMP	1	
-55A	688-296	* SWITCH	1	
-55B	472-200	* LAMP	2	
60	89848-042	* CAP - SWITCH, OFF - LEFT ALTR	1	
-60A	688-296	* SWITCH	1	
-60B	472-200	* LAMP	2	
65	89848-014	* CAP - SWITCH, OFF - BATT MASTR	1	
-65A	688-296	* SWITCH	1	
-65B	472-200	* LAMP	2	
70	89848-043	* CAP - SWITCH, OFF - RIGHT ALTR	1	
-70A	688-296	* SWITCH	1	
-70B	472-200	* LAMP	2	
75	89848-048	* CAP - SWITCH, OFF - RIGHT - FUEL PUMP	1	
-75A	688-296	* SWITCH	1	
-75B	472-200	* LAMP	2	
80	89848-046	* CAP - SWITCH, OFF - RIGHT ENG - MAG LEFT	1	
-80A	688-296	* SWITCH	1	
-80B	472-200	* LAMP	2	
85	89848-047	* CAP - SWITCH, OFF - RIGHT ENG - MAG RIGHT	1	
-85A	688-296	* SWITCH	1	
-85B	472-200	* LAMP	2	
90	654-526	* CAP - SWITCH RIGHT - ENG START (89848-050)	1	
-90A	688-297	* SWITCH	1	
-90B	472-200	* LAMP	2	
95	89848-062	* CAP - SWITCH, OFF - ENT CONSOLE	1	3449001 thru 3449096
-95A	688-296	* SWITCH	1	
-95B	472-200	* LAMP	2	
100	688-717	* GUARD - SWITCH, Short (53916-002)	2	
-100A	415-504	* SCREW - (MS35206-214)	4	
105	53916-003	* GUARD - SWITCH, Long	2	
-105A	415-504	* SCREW - (MS35206-214)	4	
110	688-483	* CAP - SWITCH, OFF - LANDING LIGHTS - PULSE (89848-070)	1	3449097 and up
-110A	688-298	* SWITCH	1	
-110B	472-200	* LAMP	2	
115	100512-011	* PLATE	1	3449001 thru 3449096
115	100512-012	* PLATE - (without entertainment console switch)	1	3449001 thru 3449096
115	100512-021	* PLATE - (without entertainment console switch, with fin strobe)	1	3449097 and up
115	100512-020	* PLATE - (with entertainment console switch, with fin strobe)	1	3449097 and up
115A	514-749	SCREW	8	
-120	95229-006	DIMMER ASSY	2	
-125	484-532	* POTENTIOMETER - Dome Light Dimmer (95228-003)	2	
-130	571-136	KNOB - Dome Light Dimmer	2	

- ITEM NOT ILLUSTRATED

When ordering, always specify Part Number, Description, and Serial Number of Aircraft

**PIPER AIRCRAFT, INC.
PA-34-220T
AIRPLANE PARTS CATALOG**

THIS PAGE INTENTIONALLY LEFT BLANK

PIPER AIRCRAFT, INC.
PA-34-220T
AIRPLANE PARTS CATALOG

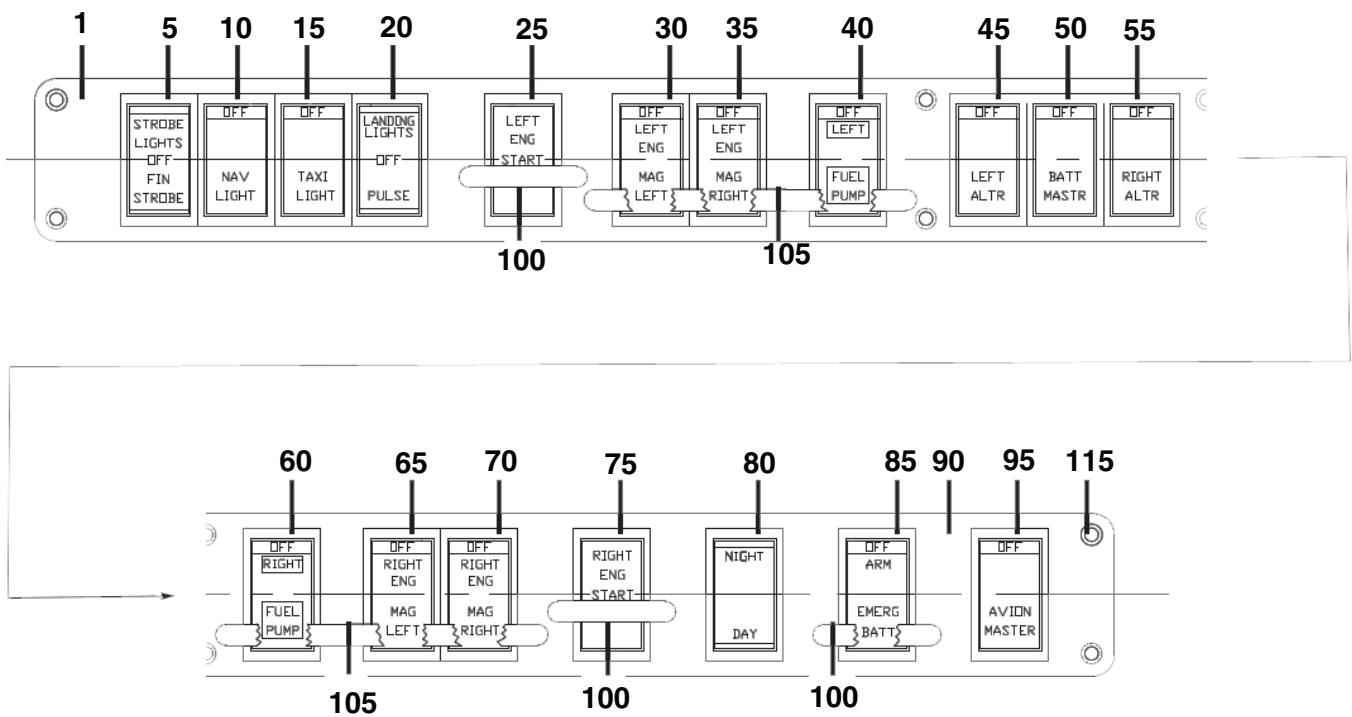


Figure 87B. Overhead Switch Panel (Seneca V G1000 / NXi
 (Serial Numbers 3449459, 3449467 and up)

PIPER AIRCRAFT, INC.
PA-34-220T
AIRPLANE PARTS CATALOG

Figure and Index Number	Part Number	Nomenclature	No. Req.	Serial Numbers Affected
87B-	100512 (S)	DRAWING - Overhead Switch Panel		
	100652 (G)	DRAWING - Overhead Switch Panel Installation		
	107233 (B)	DRAWING - Harness Assy Overhead		3449459, 3449467 thru 3449508
	107270 (R)	DRAWING - Electrical Installation Seneca V – G1000		3449459, 3449467 thru 3449508
	34F24A000 (D)	DRAWING - Electrical Installation Seneca V – G1000 NXi		3449509 and up
1	100653-011	PANEL ASSY - Overhead Switch	1	3449459, 3449467 thru 3449508
1	34F24A005-001	PANEL ASSY - Overhead Switch	1	3449509 and up
5	PS50200-063	* SWITCH CAP - STROBE - LIGHTS - OFF - FIN - STROBE	1	
-5A	688-298	* SWITCH	1	
-5B	472-200	* LAMP	2	
10	PS50200-004	* SWITCH CAP - OFF - NAV - LIGHT	1	
-10A	688-296	* SWITCH	1	
-10B	472-200	* LAMP	2	
15	PS50200-002	* SWITCH CAP - OFF - TAXI - LIGHT	1	
-15A	688-296	* SWITCH	1	
-15B	472-200	* LAMP	2	
20	PS50200-064	* SWITCH CAP - LANDING - LIGHTS - OFF - PULSE	1	
-20A	688-298	* SWITCH	1	
-20B	472-200	* LAMP	2	
25	89848-049	* SWITCH CAP - LEFT - ENG - START	1	
-25A	688-297	* SWITCH	1	
-25B	472-200	* LAMP	2	
30	PS50200-041	* SWITCH CAP - OFF - LEFT - ENG - MAG - LEFT	1	
-30A	688-296	* SWITCH	1	
-30B	472-200	* LAMP	2	
35	PS50200-042	* SWITCH CAP - OFF - LEFT - ENG - MAG - RIGHT	1	
-35A	688-296	* SWITCH	1	
-35B	472-200	* LAMP	2	
40	PS50200-038	* SWITCH CAP - OFF - LEFT - FUEL - PUMP	1	
-40A	688-296	* SWITCH	1	
-40B	472-200	* LAMP	2	
45	PS50200-039	* SWITCH CAP - OFF - LEFT - ALTR	1	
-45A	688-296	* SWITCH	1	
-45B	472-200	* LAMP	2	
50	PS50200-014	* SWITCH CAP - OFF - BATT - MASTR	1	
-50A	688-296	* SWITCH	1	
-50B	472-200	* LAMP	2	
55	PS50200-040	* SWITCH CAP - OFF - RIGHT - ALTR	1	
-55A	688-296	* SWITCH	1	
-55B	472-200	* LAMP	2	
60	PS50200-045	* SWITCH CAP - OFF - LEFT - FUEL - PUMP	1	
-60A	688-296	* SWITCH	1	
-60B	472-200	* LAMP	2	
65	PS50200-043	* SWITCH CAP - OFF - RIGHT - ENG - MAG - LEFT	1	
-65A	688-296	* SWITCH	1	
-65B	472-200	* LAMP	2	
70	PS50200-044	* SWITCH CAP - OFF - RIGHT - ENG - MAG - RIGHT	1	
-70A	688-296	* SWITCH	1	
-70B	472-200	* LAMP	2	
75	89848-050	* SWITCH CAP - RIGHT - ENG - START	1	
-75A	688-297	* SWITCH	1	
-75B	472-200	* LAMP	2	

- ITEM NOT ILLUSTRATED

When ordering, always specify Part Number, Description, and Serial Number of Aircraft

**PIPER AIRCRAFT, INC.
PA-34-220T
AIRPLANE PARTS CATALOG**

Figure and Index Number	Part Number	Nomenclature	No. Req.	Serial Numbers Affected
87B-				
80	PS50200-098	* SWITCH CAP - NIGHT - DAY	1	
-80A	688-296	* SWITCH	1	
-80B	472-200	* LAMP	2	
85	PS50200-096	* SWITCH CAP - OFF - ARM - EMERG - BATT	1	
-85A	688-296	* SWITCH	1	
-85B	472-200	* LAMP	2	
90	100512-023	* PLATE - Overhead Panel	1	3449459 and 3449467
90	100512-024	* PLATE - Overhead Panel	1	3449468 thru 3449508
90	100512-025	* PLATE - Overhead Panel	1	3449509 and up
95	PS50200-095	* SWITCH CAP - OFF - AVION - MASTER	1	
-95A	688-296	* SWITCH	1	
-95B	472-200	* LAMP	2	
100	53916-002	* GUARD - Switch	3	
105	53916-003	* GUARD ASSY	2	
-110	107233-002	* HARNESS ASSY - Overhead Switch Panel	1	3449459, 3449467 thru 3449508
-110	34F24A006-001	* HARNESS ASSY - Overhead Switch Panel	1	3449509 and up
115	514-749	SCREW	8	

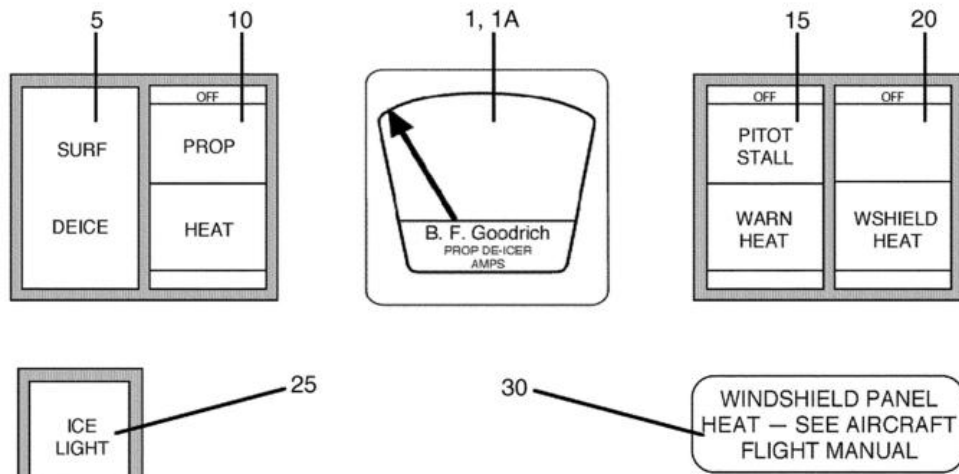
- ITEM NOT ILLUSTRATED

When ordering, always specify Part Number, Description, and Serial Number of Aircraft

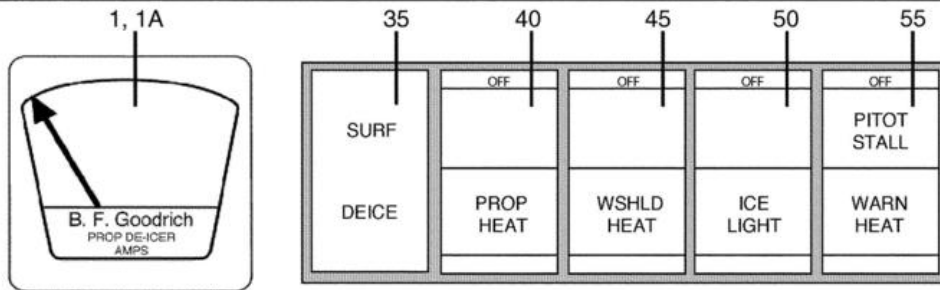
**PIPER AIRCRAFT, INC.
PA-34-220T
AIRPLANE PARTS CATALOG**

THIS PAGE INTENTIONALLY LEFT BLANK

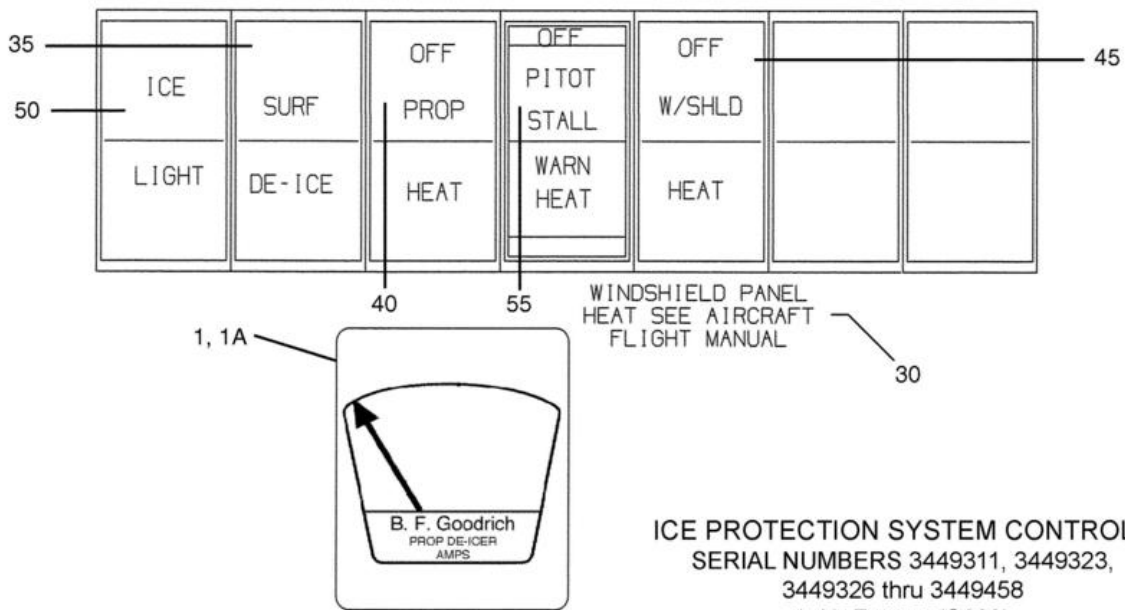
**PIPER AIRCRAFT, INC.
PA-34-220T
AIRPLANE PARTS CATALOG**



ICE PROTECTION SYSTEM CONTROLS
(Serial Numbers 3447001 thru 3447029)



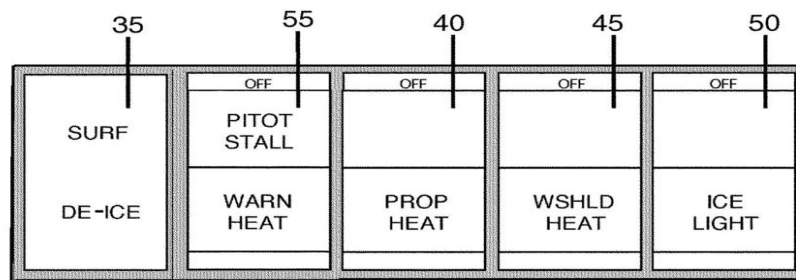
ICE PROTECTION SYSTEM CONTROLS
(Serial Numbers 3449001 thru 3449310, 3449312 thru 3449322, 3449324, 3449325)
(without Entegra)



ICE PROTECTION SYSTEM CONTROLS
SERIAL NUMBERS 3449311, 3449323,
3449326 thru 3449458
(with Entegra/G600)

Figure 88. Ice Protection System Controls
(Sheet 1 of 2)

PIPER AIRCRAFT, INC.
PA-34-220T
AIRPLANE PARTS CATALOG



ICE PROTECTION SYSTEM CONTROLS

Figure 88. Ice Protection System Controls (Seneca V G1000)
(Serial Numbers 3449459, 3449467 and up)
(Sheet 2 of 2)

PIPER AIRCRAFT, INC.
PA-34-220T
AIRPLANE PARTS CATALOG

Figure and Index Number	Part Number	Nomenclature	No. Req.	Serial Numbers Affected
88-	85186 (AE)	DRAWING - Ice Protection System (Complete)		3447001 thru 3447029; 3449001 thru 3449310, 3449312 thru 3449322, 3449324, 3449325 (without Entegra)
	101772 (N)	DRAWING - System Installation – Ice Protection and Vacuum		3449459, 3449467 and up
	89426 (J)	DRAWING - Ice Protection System – Propeller		3447001 thru 3447029
	100735 (L)	DRAWING - Ice Protection System – Propeller		3449001 thru 3449310, 3449312 thru 3449322, 3449324, 3449325 (without Entegra)
	87291 (Y)	DRAWING - Stall Warning Heat and Wing Ice Light		3449459, 3449467 and up
	107360	DRAWING - De-Ice and Vacuum System Installation Modification		3449410 thru 3449458 (with G600)
1	602-701	AMMETER (Used with 2-bladed propeller)	1	
1A	751-298	AMMETER (Used with 3-bladed propeller)	1	
5	653-529	SWITCH CAP, SURF - DE ICE (84622-036)	1	3447001 thru 3447029
-5A	688-297	SWITCH	1	
-5B	472-200	LAMP	2	
-5C	561-027	FILTER	2	3447001 thru 3447029
10	653-521	SWITCH CAP, OFF - PROP - HEAT (84622-022)	1	3447001 thru 3447029
-10A	688-296	SWITCH - (8941K699)	1	
-10B	472-200	LAMP	2	
-10C	561-027	FILTER	2	
15	654-503	SWITCH CAP, OFF - PITOT - STALL - WARN - HEAT (84622-091)	1	3447001 thru 3447029
-15A	688-296	SWITCH	1	
-15B	472-200	LAMP	2	
-15C	561-027	FILTER	2	
20	653-525	SWITCH CAP, OFF - W SHLD - HEAT (84622-026)	1	3447001 thru 3447029
-20A	688-296	SWITCH	1	
-20B	472-200	LAMP	2	
-20C	561-027	FILTER	2	
25	83387-002	SWITCH ASSY - ICE LIGHT	1	3447001 thru 3447029
-25A	688-139	* SWITCH	1	
-25B	688-602	* CAP	1	
-25C	472-200	* LAMP	1	
-25D	561-027	* FILTER	1	
30	656-153	PLACARD - WINDSHIELD PANEL HEAT - (84967-161) SEE AIRCRAFT FLIGHT MANUAL (See Figure 104A)	REF	
35	654-468	SWITCH CAP, SURF - DE-ICE (89848-026)	1	3449001 and up
-35A	688-297	SWITCH	1	
-35B	472-200	LAMP	2	
40	89848-017	SWITCH CAP, OFF - PROP - HEAT	1	3449001 and up
-40A	688-296	SWITCH	1	
-40B	472-200	LAMP	2	
45	89848-053	SWITCH CAP, OFF - WSHLD - HEAT	1	
-45A	688-296	SWITCH	1	
-45B	472-200	LAMP	2	
50	100689-002	SWITCH ASSY - Ice Light	1	3449001 and up
-50A	688-296	SWITCH	1	
-50B	472-200	LAMP	2	

- ITEM NOT ILLUSTRATED

When ordering, always specify Part Number, Description, and Serial Number of Aircraft

**PIPER AIRCRAFT, INC.
PA-34-220T
AIRPLANE PARTS CATALOG**

Figure and Index Number	Part Number	Nomenclature	No. Req.	Serial Numbers Affected
88-				
55	89848-054	SWITCH CAP, OFF - PITOT - STALL - WARN - HEAT	1	3449001 and up
-55A	688-296	SWITCH	1	
-55B	472-200	LAMP	2	

- ITEM NOT ILLUSTRATED

When ordering, always specify Part Number, Description, and Serial Number of Aircraft

PIPER AIRCRAFT, INC.
PA-34-220T
AIRPLANE PARTS CATALOG

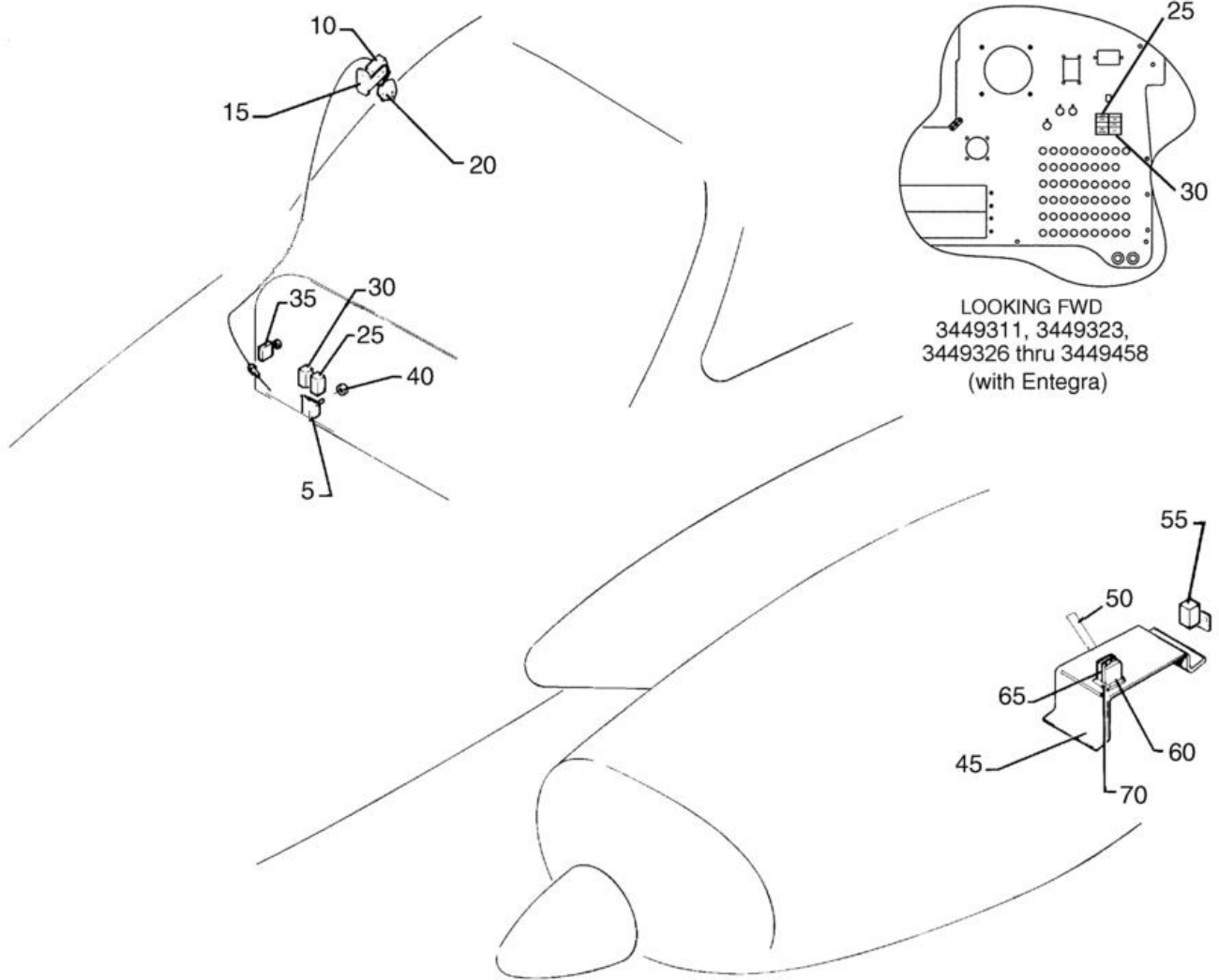


Figure 89. Air Conditioning Electrical Installation

PIPER AIRCRAFT, INC.
PA-34-220T
AIRPLANE PARTS CATALOG

Figure and Index Number	Part Number	Nomenclature	No. Req.	Serial Numbers Affected
89-	39656 (AG)	DRAWING - Air Conditioning Electrical Installation		
5	488-585	THERMOSTAT - Air Conditioning (99717-000)	1	
10	36742-013	SWITCH ASSY - Squat	1	
-10A	688-244	* SWITCH	1	
15	36750-005	BRACKET - Squat Switch Actuator	1	
20	83384-002	BRACKET - Squat Switch	1	
25	688-296	SWITCH - ON - OFF	1	
-25A	654-502	SWITCH CAP OFF - AIR - COND (84622-090)	1	3447001 thru 3447029
-25A	89848-055	CAP - SWITCH OFF - AIR - COND	1	3449001 thru 3449458
-25B	561-027	FILTER	2	3447001 thru 3447029
-25C	472-200	LAMP	2	
30	688-298	SWITCH - (CHR 8941K700)	1	
-30A	653-562	SWITCH CAP OFF - FAN - HIGH - FAN - LOW (84622-048)	1	3447001 thru 3447029
-30A	89848-056	SWITCH CAP - OFF - FAN - HIGH - FAN - LOW	1	3449001 thru 3449458
-30B	561-027	FILTER	2	3447001 thru 3447029
-30C	472-200	LAMP	2	
35	454-797	CIRCUIT BREAKER - 20 AMP	1	
40	571-162	KNOB - Thermostat	1	
45	39655-002	BRACKET ASSY - Relay	1	3447001 thru 3447029; 3449001 thru 3449310, 3449312 thru 3449322, 3449324, 3449325 (without Entegra)
-45	101822-002	BRACKET ASSY DAU	1	3449311, 3449323, 3449326 thru 3449458 (with Entegra)
50	36882-002	STRAP - Clamp	1	
55	584-430	RELAY	1	
60	89463-002	RELAY	1	
-60A	484-178	* RELAY - Modified	1	
-60B	415-520	SCREW - (MS35206-230)	2	
65	587-488	SPRING	1	
70	487-081	SOCKET	1	
-75	653-633	CAP ASSY - Annunciator (89452-025) Air Cond. Door Open (See Note 1)	1	

NOTES:

1. REMOVE CAP 89452-026 AND REPLACE WITH CAP 89452-025.
FOR SERIAL NUMBERS 3447001 THRU 3447029, REPLACE AT STATION "U" ON ANNUNCIATOR PANEL.
FOR SERIAL NUMBERS 3449001 AND UP, REPLACE AT STATION "J" ON ANNUNCIATOR PANEL.

- ITEM NOT ILLUSTRATED

When ordering, always specify Part Number, Description, and Serial Number of Aircraft

PIPER AIRCRAFT, INC.
PA-34-220T
AIRPLANE PARTS CATALOG

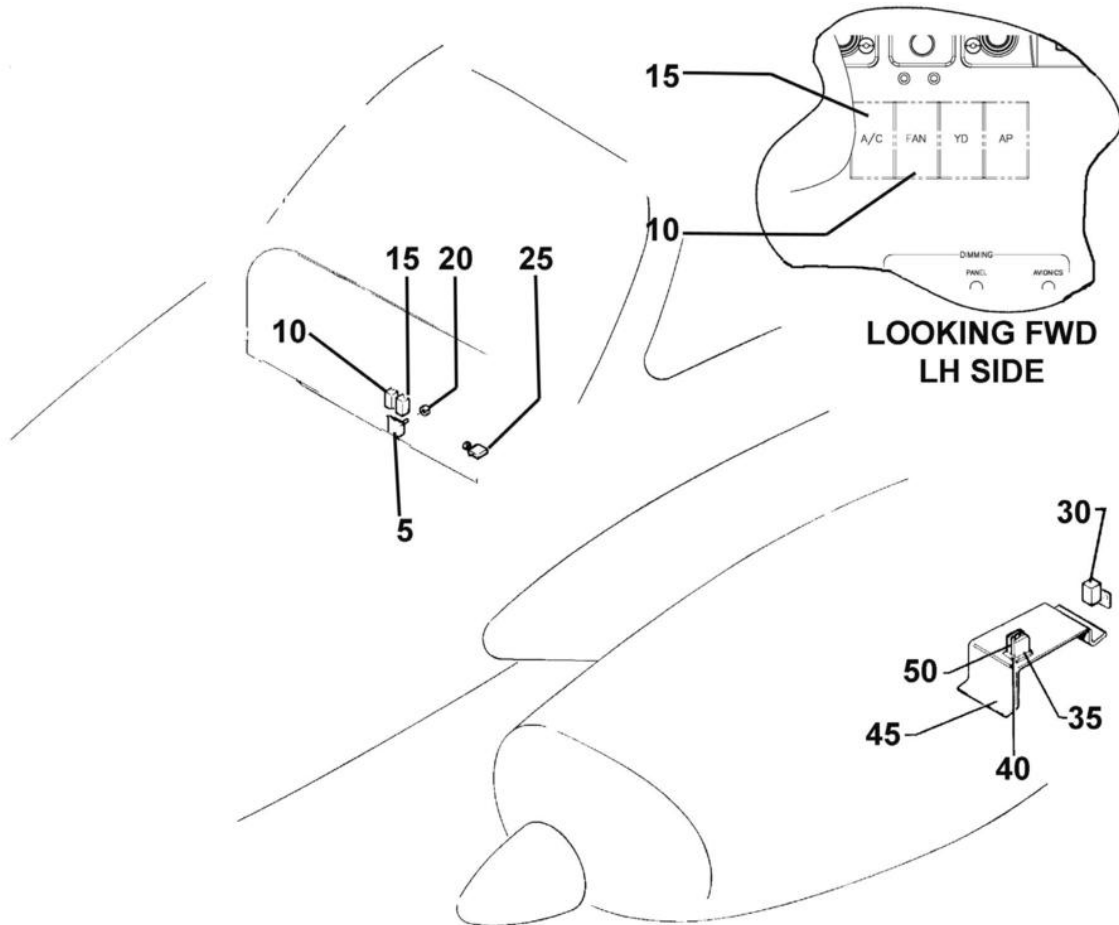


Figure 89A. Air Conditioning Electrical Installation
(Serial Numbers 3449459, 3449467 and up)

PIPER AIRCRAFT, INC.
PA-34-220T
AIRPLANE PARTS CATALOG

Figure and Index Number	Part Number	Nomenclature	No. Req.	Serial Numbers Affected
89A-	107329 (E)	DRAWING - System Installation – Electrical - Air Conditioning		3449459, 3449467 and up
5	488-585	THERMOSTAT - Air Conditioning (99717-000)	1	
10	688-298	SWITCH - On - Off	1	
-10A	PS50200-051	SWITCH CAP - FAN - HIGH - OFF - FAN - LOW	1	3449459, 3449467 and up
-10B	472-200	LAMP	2	
15	688-296	SWITCH - On - Off	1	
-15A	PS50200-050	SWITCH CAP - OFF - AIR - COND	1	3449459, 3449467 and up
-15B	472-200	LAMP	2	
20	571-162	KNOB - Thermostat	1	
25	454-738	CIRCUIT BREAKER - 5 AMP	1	3449459, 3449467 and up
30	584-430	RELAY	1	
35	89463-002	RELAY	1	
-35A	415-520	SCREW - (MS35206-230)	2	
40	487-081	SOCKET	1	
45	101822-002	BRACKET ASSY DAU	1	3449459, 3449467 and up
-45A	487-722	STRAP	2	
-45B	411-532	SCREW - (MS35207-263)	1	
-45C	690-609	WASHER - (NAS 1149F0332P)	1	
50	587-488	SPRING	1	
-55	107327-002	HARNESS ASSY - Air Conditioning	1	3449459, 3449467 and up
-60	89486-002	HARNESS ASSY - Air Conditioning	1	3449459, 3449467 and up
-65	36835-005	WIRE ASSY	1	3449459, 3449467 and up
-70	36835-028	WIRE ASSY	1	3449459, 3449467 and up
-75	36835-029	WIRE ASSY	1	3449459, 3449467 and up
-80	36835-030	WIRE ASSY	1	3449459, 3449467 and up
-85	36835-052	WIRE ASSY	1	3449459, 3449467 and up

- ITEM NOT ILLUSTRATED

When ordering, always specify Part Number, Description, and Serial Number of Aircraft

PIPER AIRCRAFT, INC.
PA-34-220T
AIRPLANE PARTS CATALOG

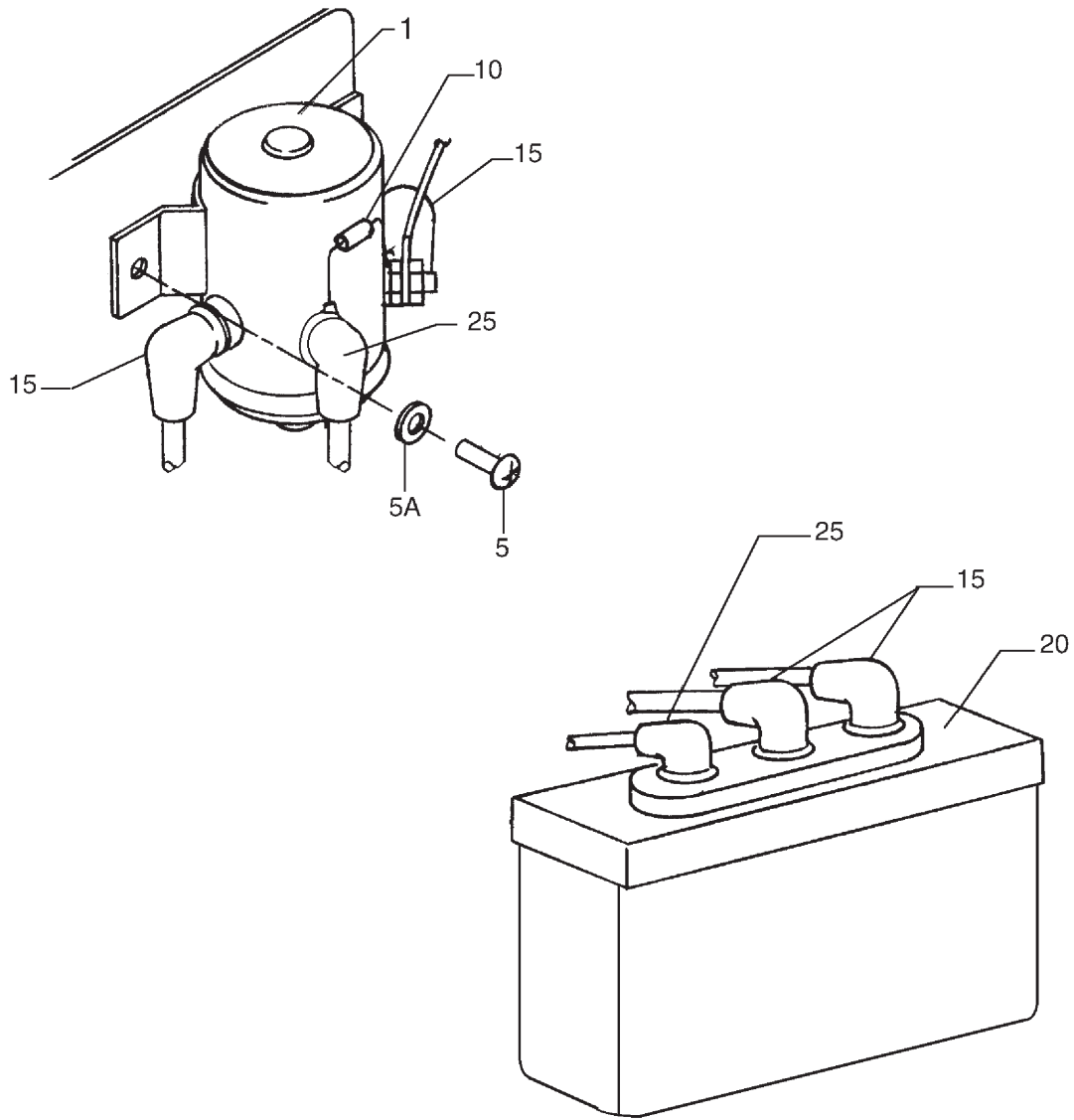


Figure 90. External Power Supply Installation (Seneca IV)
(Serial Numbers 3447001 thru 3447029)

**PIPER AIRCRAFT, INC.
PA-34-220T
AIRPLANE PARTS CATALOG**

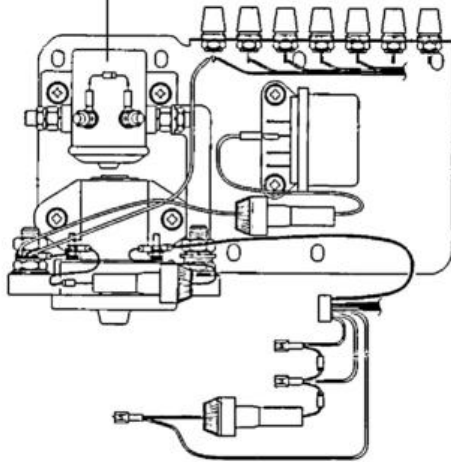
Figure and Index Number	Part Number	Nomenclature	No. Req.	Serial Numbers Affected
90-	89343 (E)	DRAWING - External Power Supply Installation		3447001 thru 3447029
1	584-459	CONTACTOR (SOLENOID) - External Power (26898-012) (Reference Piper Service Letter 1116, latest revision) (For first time replacement of 26898-005/487-167 or 26898-009/584-422 see Piper Kits 767-392 and 88512-002)	1	
5	411-532	SCREW - (MS35207-263)	2	
5A	690-612	WASHER - (NAS1149F0363P)	2	
10	67487-004	DIODE ASSY	1	
15	476-673	NIPPLE	4	
20	84563-003	RECEPTACLE - External Power Supply	1	
25	476-675	NIPPLE	3	

- ITEM NOT ILLUSTRATED

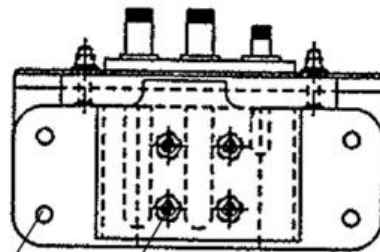
When ordering, always specify Part Number, Description, and Serial Number of Aircraft

PIPER AIRCRAFT, INC.
PA-34-220T
AIRPLANE PARTS CATALOG

Contactor - External Power
REF

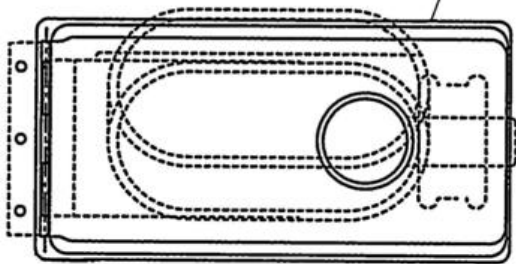


See Figures 91B, 91C and 91F
for additional components



20 15

25



5

10

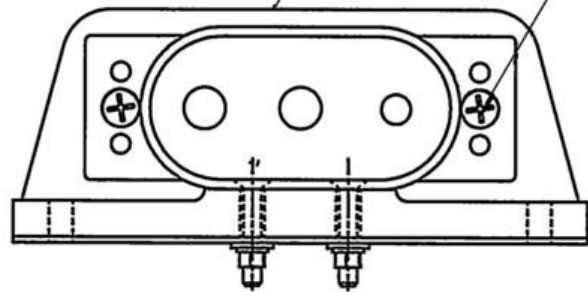


Figure 90A. External Power Supply Installation (Seneca V)
(Serial Numbers 3449001 and up)
(Sheet 1 of 2)

PIPER AIRCRAFT, INC.
PA-34-220T
AIRPLANE PARTS CATALOG

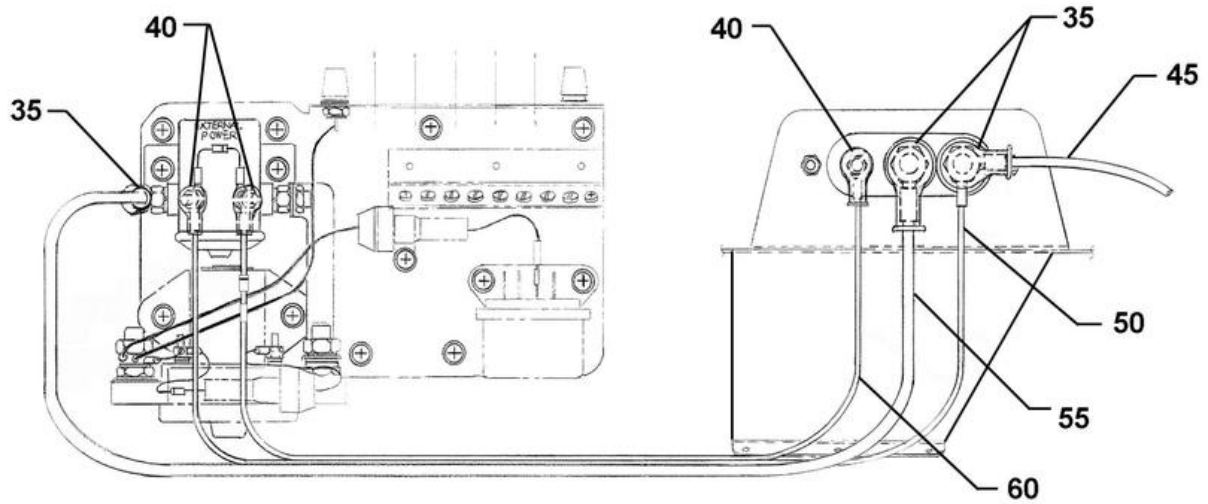


Figure 90A. External Power Supply Installation (Seneca V)
(Serial Numbers 3449001 and up)
(Sheet 2 of 2)

**PIPER AIRCRAFT, INC.
PA-34-220T
AIRPLANE PARTS CATALOG**

THIS PAGE INTENTIONALLY LEFT BLANK

PIPER AIRCRAFT, INC.
PA-34-220T
AIRPLANE PARTS CATALOG

Figure and Index Number	Part Number	Nomenclature	No. Req.	Serial Numbers Affected
90A-	100890 (C)	DRAWING - External Power Receptacle Installation		3449001 and up
	89343 (D)	DRAWING - External Power Installation		3449001 and up
	100650 (L)	DRAWING - Electrical Installation (Seneca V)		3449001 thru 3449151
	104179 (G)	DRAWING - Electrical Installation (Seneca V)		3449152 thru 3449177
	104395 (AA)	DRAWING - Electrical Installation (Seneca V)		3449178 thru 3449508
	34F24A000 (D)	DRAWING - Electrical Installation (Seneca V) G1000 NXi		3449509 and up
-1	100890-002	EXTERNAL POWER RECEPTACLE INSTALLATION	REF	3449001 and up
5	100890-003	* RECEPTACLE ASSY	1	
-5A	84563-003	** RECEPTACLE	1	
-5B	100891-004	** BRACKET	1	
-5C	100891-005	** BLOCK	1	
10	410-043	** SCREW - (MS24694-S56)	2	
-10A	690-612	** WASHER - (NAS1149F0363P)	2	
-10B	404-526	** NUT - (MS21042-3)	2	
15	410-046	** SCREW - (MS24694-S59)	4	
-15A	690-612	** WASHER - (NAS1149F0363P)	4	
-15B	404-526	** NUT - (MS21042-3)	4	
20	401-310	* BOLT - (AN4-10A)	4	
-20A	690-611	* WASHER - (NAS1149F0463P)	4	
25	42513-009	* DOOR ASSY	1	
-30	89343-006	EXTERNAL POWER INSTALLATION	REF	3449001 and up
35	23969-005	* NIPPLE - (476-683)	3	
40	23969-003	* NIPPLE - (476-681)	3	
45	79653-235	* WIRE ASSY	1	
50	79653-237	* WIRE ASSY	1	
55	79653-234	* WIRE ASSY	1	
60	79653-236	* WIRE ASSY	1	

- ITEM NOT ILLUSTRATED

When ordering, always specify Part Number, Description, and Serial Number of Aircraft

PIPER AIRCRAFT, INC.
PA-34-220T
AIRPLANE PARTS CATALOG

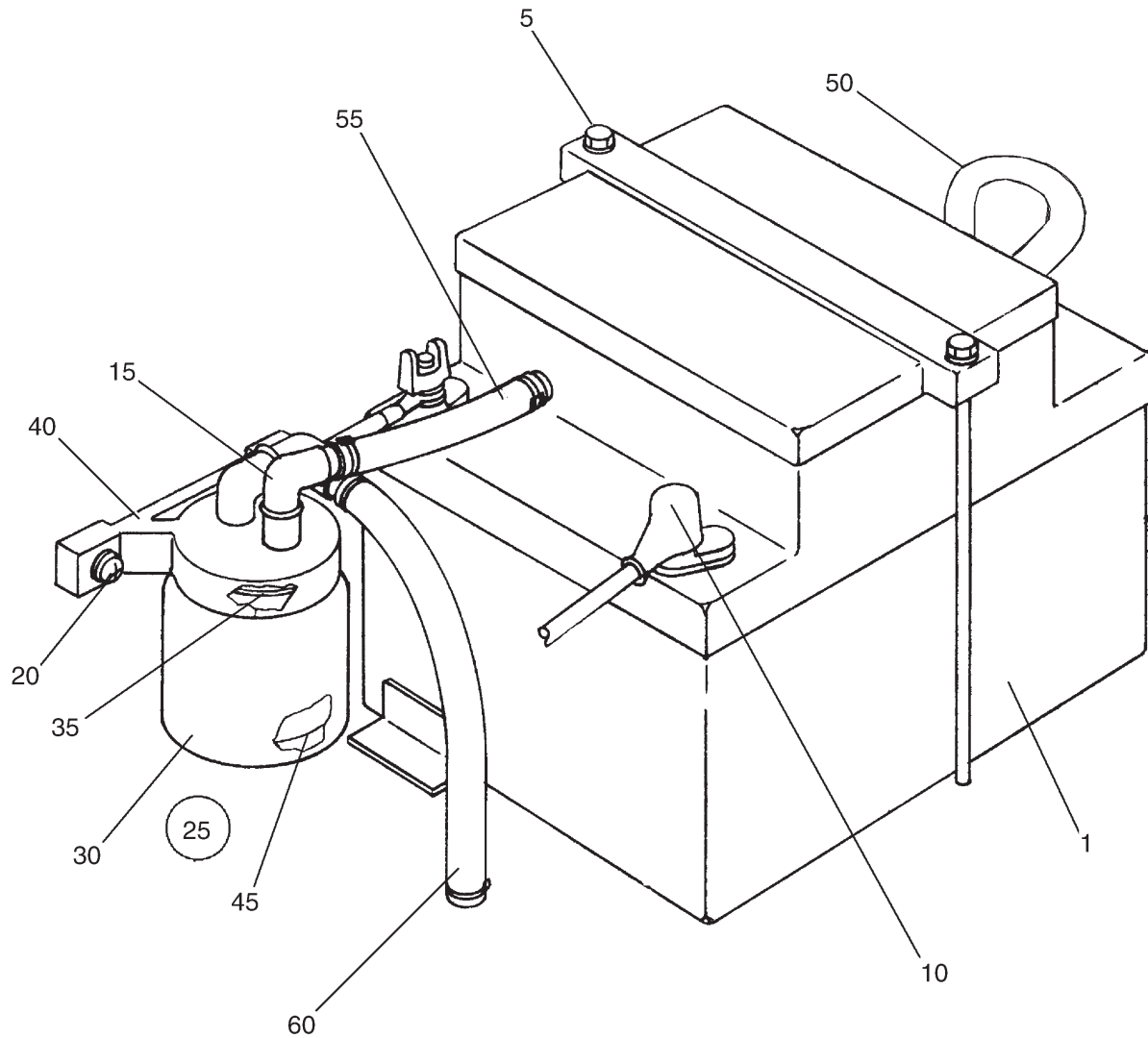


Figure 91. Battery Installation

PIPER AIRCRAFT, INC.
PA-34-220T
AIRPLANE PARTS CATALOG

Figure and Index Number	Part Number	Nomenclature	No. Req.	Serial Numbers Affected
91-	89344 (F) 100885 (A)	DRAWING - Battery Installation DRAWING - Battery Installation		3447001 thru 3447029 3449001 and up
1	450-052	BATTERY	1	
5	89472-002	BOLT ASSY - Battery Tiedown	2	3447001 thru 3447029
5	89472-004	BOLT ASSY - Battery Tiedown	2	3449001 thru 3449458
5	89472-006	BOLT ASSY - Battery Tiedown	2	3449459, 3449467 and up
5	89472-008	BOLT ASSY - Battery Tiedown	2	3449459, 3449467 and up
10	66580-002	BOOT - (476-695)	2	3447001 thru 3447029
15	559-031	ELBOW	2	
20	411-533	SCREW - (MS35207-264)	2	3447001 thru 3447029
20	400-440	BOLT - (AN3-6A)	2	3449001 and up
-20A	690-612	WASHER - (NAS1149F0363P)	2	
25	468-029	SUMP JAR KIT - (3600-39)	1	3449001 and up
30	487-768	* JAR - Sump (3675)	1	
35	686-046	* SEAL - Cover (3607)	1	
40	557-370	* COVER ASSY - Sump Jar (3676)	1	3447001 thru 3447029; 3449001 and up
45	680-145	* PAD - Felt (3679)	1	
50	100885-003	TUBE - Positive vent	1	3449001 and up
50	89344-003	TUBE - Positive vent	1	3447001 thru 3447029
55	100885-004	TUBE - Battery to sump jar	1	3449001 and up
55	89344-004	TUBE - Battery to sump jar	1	3447001 thru 3447029
60	100885-005	TUBE - Negative vent	1	3449001 and up
60	89344-005	TUBE - Negative vent	1	3447001 thru 3447029

- ITEM NOT ILLUSTRATED

When ordering, always specify Part Number, Description, and Serial Number of Aircraft

PIPER AIRCRAFT, INC.
PA-34-220T
AIRPLANE PARTS CATALOG

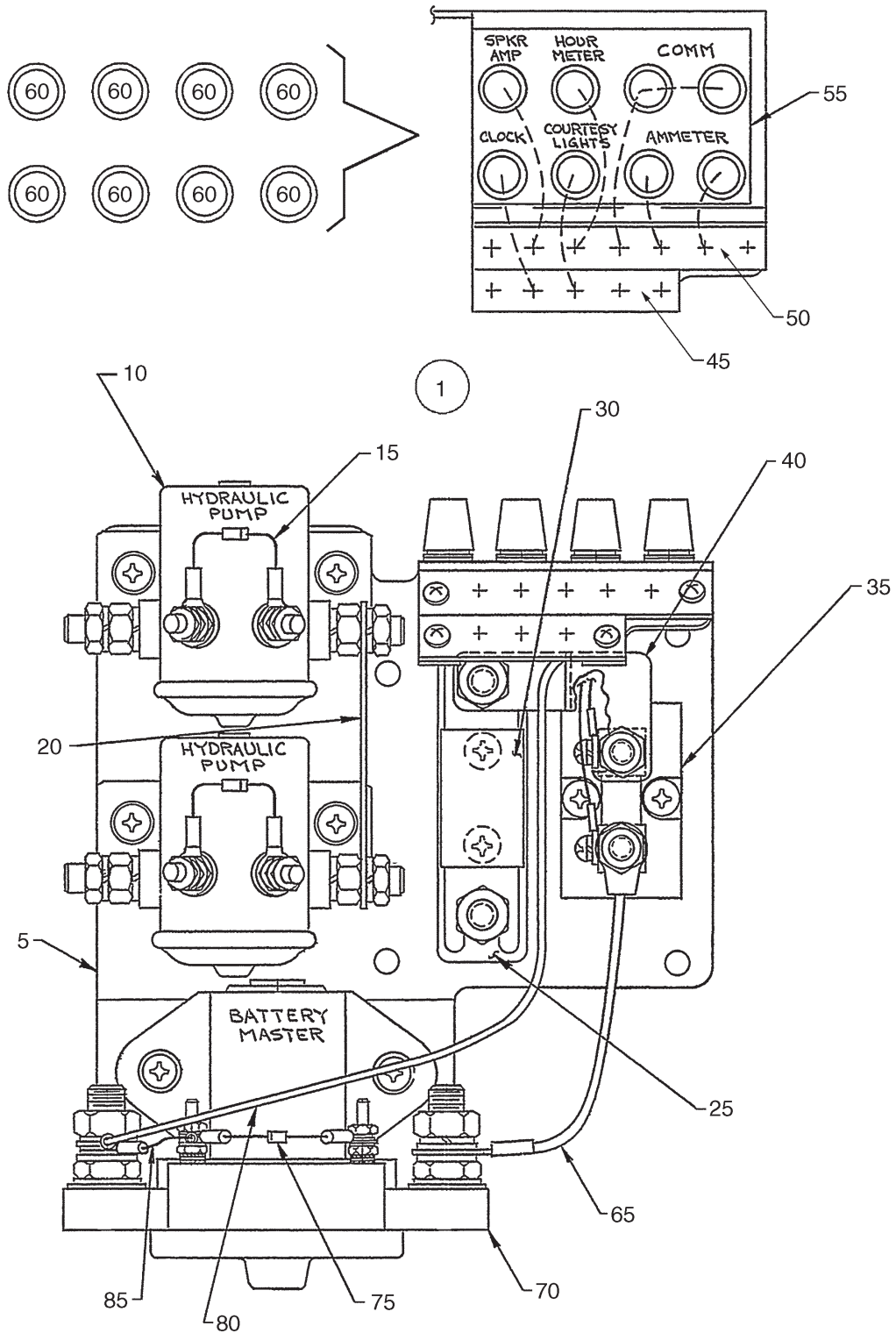


Figure 91A. Electrical Panel - Forward
 (Serial Numbers 3447001 thru 3447029)

PIPER AIRCRAFT, INC.
PA-34-220T
AIRPLANE PARTS CATALOG

Figure and Index Number	Part Number	Nomenclature	No. Req.	Serial Numbers Affected
91A-	83352 (K) 89803 (AB)	DRAWING - Electrical Installation DRAWING - Electrical Panel Assy		3447001 thru 3447029 3447001 thru 3447029
1	89803-009	PANEL ASSY - Electrical, Forward	1	3447001 thru 3447029
5	89823-006	* PLATE ASSY - Electrical Panel	1	
10	584-459	CONTACTOR (SOLENOID) - External Power (26898-012) (Reference Piper Service Letter 1116, latest revision) (For first time replacement of 26898-005/487-167 or 26898-009/584-422 see Piper Kits 767-392 and 88512-002)	2	
-10A	411-532	* SCREW - (MS35207-263)	4	
-10B	690-612	* WASHER - (NAS1149F0363P)	4	
15	67487-004	* DIODE ASSY	2	
20	89824-004	* BUS ASSY - Electrical	1	
25	565-873	* FUSE HOLDER	1	
-25A	416-794	* SCREW - (MS24693-S275)	2	
30	461-681	* LIMITER - Current (Reference Piper Service Bulletin 1014, latest revision)	1	
35	486-684	* SHUNT	1	
-35A	411-532	* SCREW - (MS35207-263)	2	
40	89824-011	* BUS ASSY - Electrical	1	
45	487-672	* TERMINAL STRIP - 3 lug	1	
-45A	415-518	* SCREW - (MS35206-228)	2	
-45B	404-528	* NUT - (MS21042-06)	2	
50	487-654	* TERMINAL STRIP - 5 lug	1	
-50A	415-518	* SCREW - (MS35206-228)	2	
-50B	404-528	* NUT - (MS21042-06)	2	
55	89829-003	* PLACARD - SPKR AMP, HOUR, METER, COMM, CLOCK, COURTESY LIGHTS, AMMETER	1	
60	461-660	* FUSE HOLDER	8	
-60A	461-659	* FUSE - 5 Amp	8	
65	79653-186	* WIRE ASSY	1	
70	455-211	* CONTACTOR (Reference Piper Service Letter 1116, latest revision)	1	
-70A	411-532	* SCREW - (MS35207-263)	2	
-70B	690-612	* WASHER - (NAS1149F0363P)	2	
75	89803-006	* DIODE ASSY	1	
80	89803-008	* WIRE ASSY	1	
85	89803-005	* WIRE ASSY	1	

- ITEM NOT ILLUSTRATED

When ordering, always specify Part Number, Description, and Serial Number of Aircraft

PIPER AIRCRAFT, INC.
PA-34-220T
AIRPLANE PARTS CATALOG

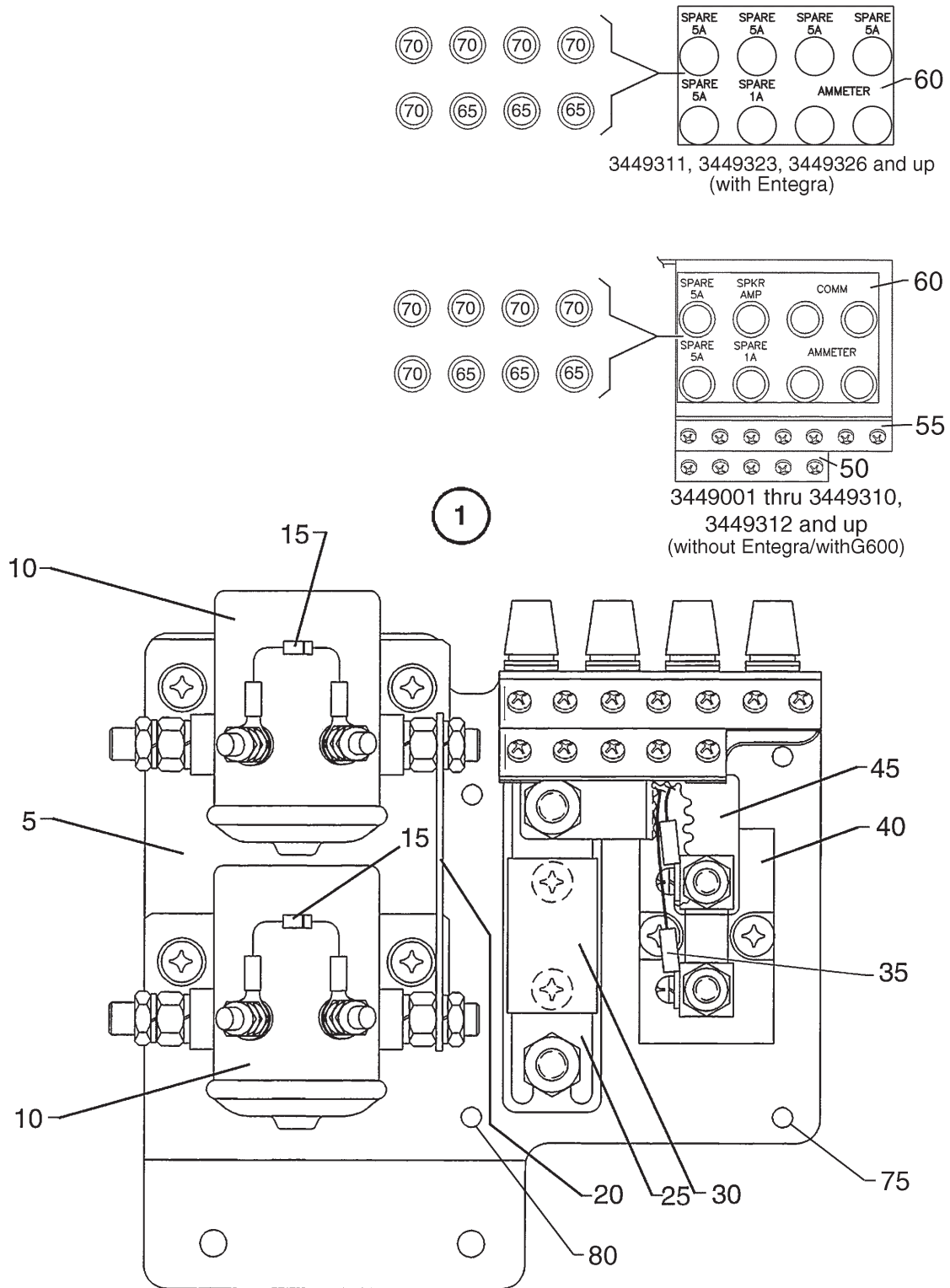


Figure 91B. Electrical Panel - Forward
 (Serial Numbers 3449001 thru 3449458)

PIPER AIRCRAFT, INC.
PA-34-220T
AIRPLANE PARTS CATALOG

Figure and Index Number	Part Number	Nomenclature	No. Req.	Serial Numbers Affected
91B-	100650 (L) 104179 (G)	DRAWING - Electrical Installation DRAWING - Electrical Installation		3449001 thru 3449151 3449152 thru 3449160, 3449162 thru 3449177
	104395 (AP)	DRAWING - Electrical Installation		3449161, 3449178 thru 3449310, 3449312 thru 3449322, 3449324, 3449325 (without Entegra/w/G600)
	101816 (B)	DRAWING - Electrical Installation (with Entegra)		3449311, 3449323, 3449326 thru 3449458 (with Entegra)
1	89803-012	PANEL ASSY - Electrical, Forward	1	3449001 thru 3449310, 3449312 and up (without Entegra/w/G600)
1	101839-002	PANEL ASSY - Electrical, Forward (with Entegra)	1	3449311, 3449323, 3449326 thru 3449458 (with Entegra)
5	89823-012	* PLATE ASSY - Electrical Panel	1	3449001 and up
10	584-459	* SOLENOID CONTACTOR - Hydraulic Pump (26898-012) (Reference Piper Service Letter 1116, latest revision) (For first time replacement of 26898-005/487-167 or 26898-009/584-422 see Piper Kits 767-392 and 88512-002)	2	3449001 and up
-10A	411-533	* SCREW - (MS35207-264)	2	
-10B	690-612	* WASHER - (NAS1149F0363P)	2	
15	67487-004	* DIODE ASSY	2	
20	89824-004	* BUS ASSY - Electrical	1	
25	565-873	* HOLDER - Fuse	1	
-25A	416-794	* SCREW - (MS24693-S275)	2	
30	461-681	* LIMITER - Current (Reference Piper Service Bulletin 1014, latest revision)	1	
35	588-599	* TERMINAL	2	
40	486-684	* SHUNT - (MS91586-6)	1	
-40A	411-534	* SCREW - (MS35207-265)	2	
45	89824-011	* BUS ASSY - Electrical	1	
50	487-672	* TERMINAL STRIP - 3 lug	1	
-50A	415-518	* SCREW - (MS35206-228)	2	
-50B	404-528	* NUT - (MS21042-06)	2	
55	487-654	* TERMINAL STRIP - 5 lug	1	
-55A	415-518	* SCREW - (MS35206-228)	2	
-55B	404-528	* NUT - (MS21042-06)	2	
60	100881-003	* PLACARD - SPARE 5A (2ea), SPKR AMP, SPARE 1A, COMM (2ea), AMMETER (2ea)	1	3449001 thru 3449310, 3449312 thru 3449322, 3449324, 3449325
60	100881-005	* PLACARD - SPARE 5A (5ea), SPARE 1A, AMMETER	1	3449311, 3449323, 3449326 thru 3449458 (with Entegra)
65	461-660	* FUSE HOLDER	3	
-65A	461-684	* FUSE - 1 Amp	3	
70	461-660	* FUSE HOLDER	5	
-70A	461-659	* FUSE - 5 Amp	5	
75	400-441	BOLT - (AN3-7A)	4	3449001 thru 3449177
75	401-269	BOLT - (AN3-10A) (Quantity of 3 required without Entegra.)	4	3449161, 3449178 thru 3449310, 3449312 and up (without Entegra/w/G600)

- ITEM NOT ILLUSTRATED

When ordering, always specify Part Number, Description, and Serial Number of Aircraft

PIPER AIRCRAFT, INC.
PA-34-220T
AIRPLANE PARTS CATALOG

Figure and Index Number	Part Number	Nomenclature	No. Req.	Serial Numbers Affected
91B-				
-75A	690-612	WASHER - Under head (NAS1149F0363P) (Quantity of 3 required without Entegra.)	4	
-75B	65003-021	BUSHING (Quantity of 3 required without Entegra.)	4	
-75C	690-612	WASHER - Under bushing (NAS1149F0363P)	3	3449311, 3449323, 3449326 and up (with Entegra Only)
-75D	494-192	WASHER - Under nut (Quantity of 3 required with Entegra.)	4	
-75E	404-526	NUT - (MS21042-3)	4	3449001 thru 3449151
-75E	406-443	NUT - (NAS679A3W) (Quantity of 3 required with Entegra.)	4	3449161, 3449178 thru 3449310, 3449312 and up (without Entegra/w/G600)
80	401-269	BOLT - (AN3-10A)	1	3449311, 3449323, 3449326 and up (with Entegra)
-80A	690-612	WASHER - Under head (NAS1149F0363P)	1	3449311, 3449323, 3449326 and up (with Entegra)
-80B	65003-021	BUSHING	1	3449311, 3449323, 3449326 and up (with Entegra)
-80C	690-612	WASHER - Under bushing (NAS1149F0363P)	1	3449311, 3449323, 3449326 and up (with Entegra)

- ITEM NOT ILLUSTRATED

When ordering, always specify Part Number, Description, and Serial Number of Aircraft

**PIPER AIRCRAFT, INC.
PA-34-220T
AIRPLANE PARTS CATALOG**

THIS PAGE INTENTIONALLY LEFT BLANK

PIPER AIRCRAFT, INC.
PA-34-220T
AIRPLANE PARTS CATALOG

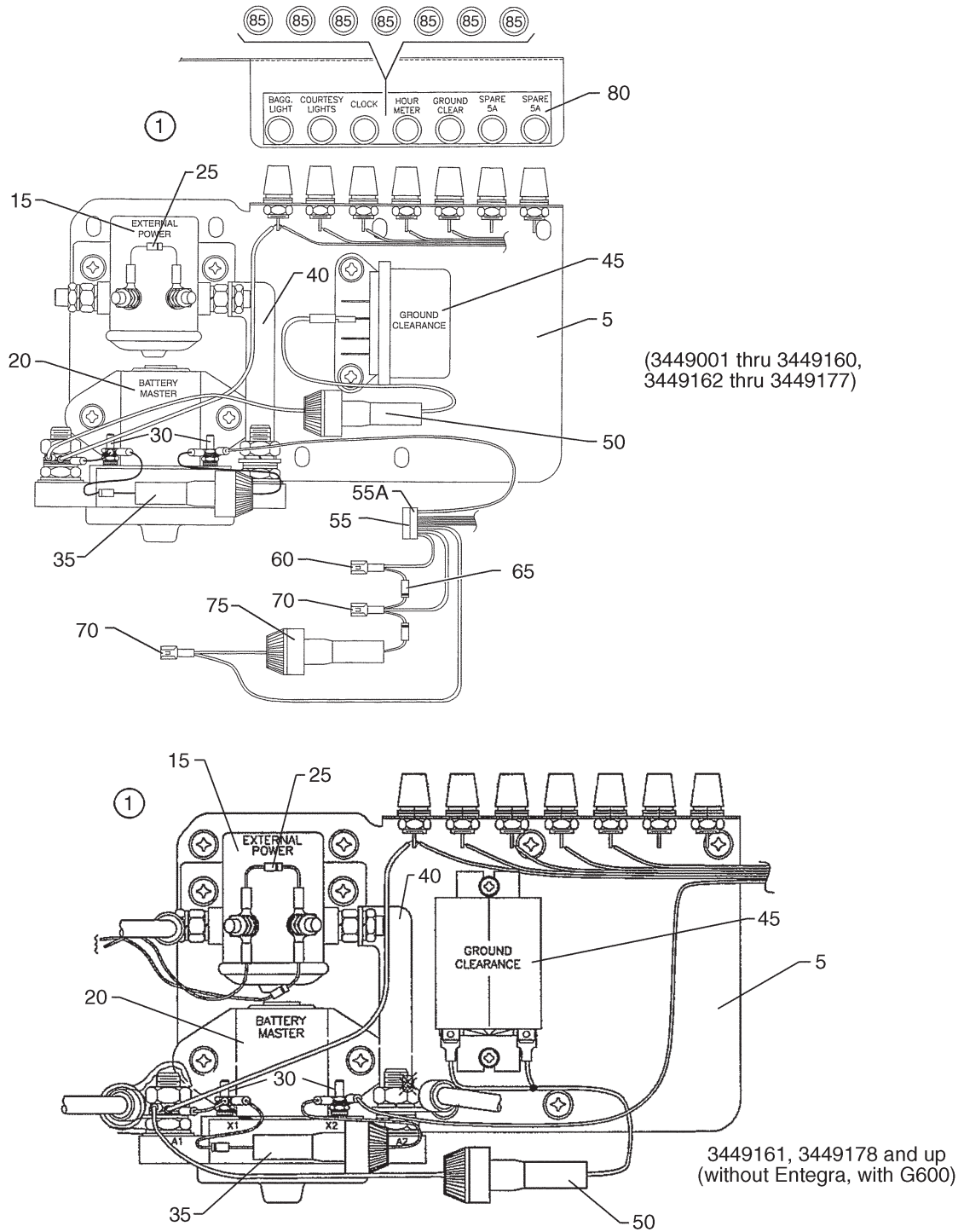


Figure 91C. Electrical Panel - Aft (Serial Numbers 3449001 thru 3449310, 3449312 thru 3449458)
 (without Entegra/with G600)
 (Sheet 1 of 2)

PIPER AIRCRAFT, INC.
PA-34-220T
AIRPLANE PARTS CATALOG

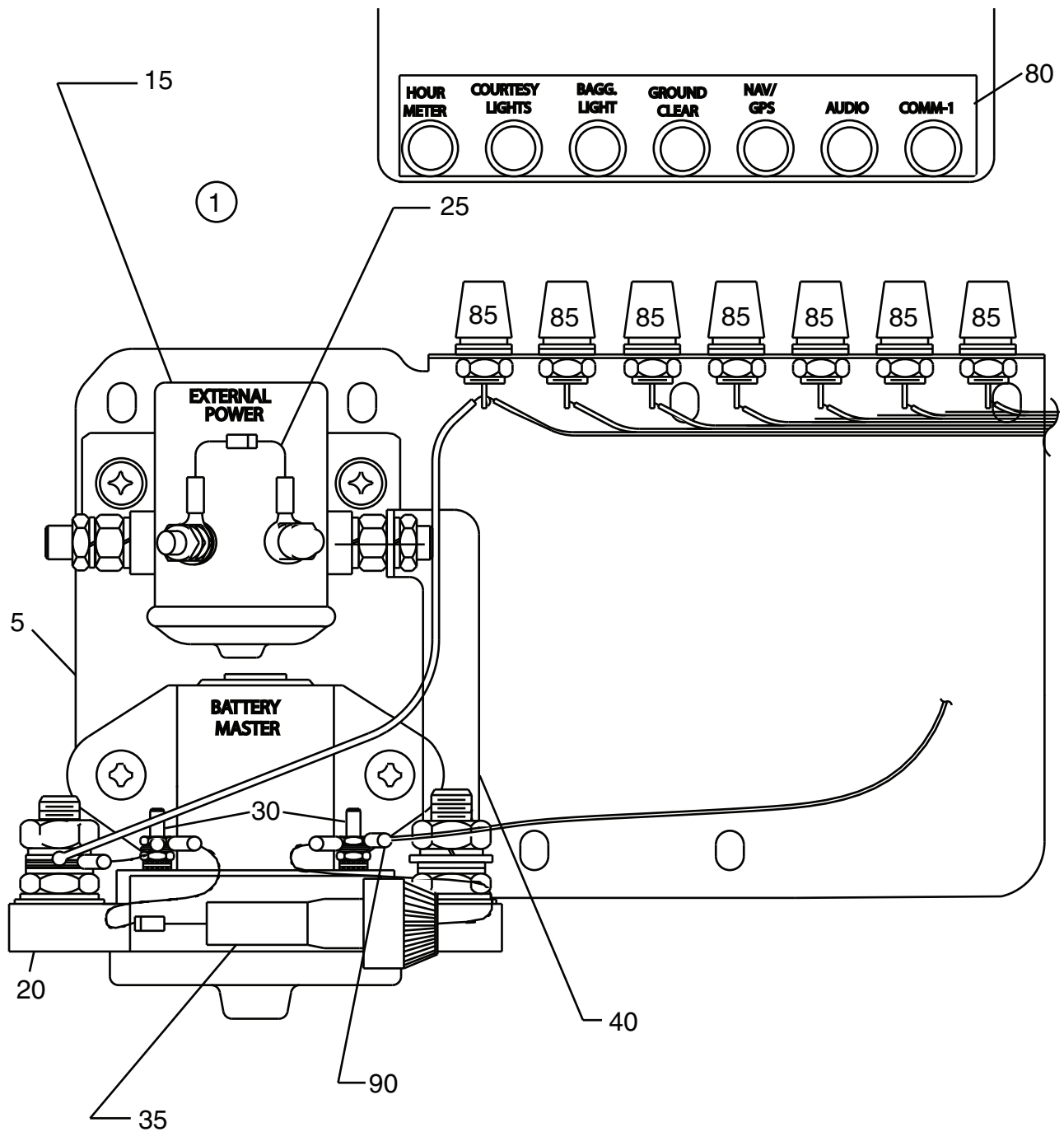


Figure 91C. Electrical Panel - Aft (Serial Numbers 3449311, 3449323, 3449326 thru 3449458)
(with Entegra)
(Sheet 2 of 2)

PIPER AIRCRAFT, INC.
PA-34-220T
AIRPLANE PARTS CATALOG

Figure and Index Number	Part Number	Nomenclature	No. Req.	Serial Numbers Affected
91C-	100650 (L) 104179 (G)	DRAWING - Electrical Installation DRAWING - Electrical Installation		3449001 thru 3449151 3449152 thru 3449160, 3449162 thru 3449177
	104395 (AP)	DRAWING - Electrical Installation		3449161, 3449178 thru 3449310, 3449312 thru 3449458 (without Entegra/w/G600)
	101816 (B)	DRAWING - Electrical Installation		3449311, 3449323, 3449326 thru 3449458 (with Entegra)
1	89803-013	PANEL ASSY - Electrical, Aft	1	3449001 thru 3449310, 3449312 thru 3449458 (without Entegra/w/G600)
1	101839-003	PANEL ASSY - Electrical, Aft	1	3449311, 3449323, 3449326 thru 3449458 (with Entegra)
5	100892-002	* PANEL ASSY - Electrical Panel Plate	1	3449001 thru 3449414 (without Entegra)
5	100892-005	* PANEL ASSY - Electrical Plate	1	3449415 thru 3449458
15	584-422	* SOLENOID CONTACTOR - External Power (26898-009) (Reference Piper Service Letter 1116, latest revision) (For first time replacement of 26898-005/487-167 or 26898-009/584-422 see Piper Kit 767-392 and 88512-002)	1	
-15A	411-533	* SCREW - (MS35207-264)	2	
-15B	690-612	* WASHER - (NAS1149F0363P)	2	
20	455-211	* CONTACTOR - Battery Master (Reference Piper Service Letter 1116, latest revision)	1	
-20A	411-532	* SCREW - (MS35207-263)	2	
-20B	690-612	* WASHER - (NAS1149F0363P)	2	
25	67487-004	* DIODE ASSY	1	
30	476-673	* NIPPLE	2	
35	79595-021	* FUSE ASSY	1	
-35A	465-258	** HOLDER - Fuse	1	
-35B	461-657	** FUSE - 1 Amp	1	
-35C	456-703	** DIODE - (1N2071A)	1	
40	89824-014	* BUS ASSY - Electrical	1	
45	584-315	* RELAY	1	
-45A	415-519	* SCREW - (MS35206-229)	2	
-45B	690-640	* WASHER - (NAS1149FN632P)	2	
50	89803-011	* FUSE ASSY	1	3449001 thru 3449310, 3449312 thru 3449322, 3449324, 3449325 (without Entegra)
-50A	465-258	** HOLDER - Fuse	1	3449001 thru 3449310, 3449312 thru 3449322, 3449324, 3449325 (without Entegra)
-50B	461-653	** FUSE - 15 Amp	1	3449001 thru 3449310, 3449312 thru 3449322, 3449324, 3449325 (without Entegra)
55	556-510	* CONNECTOR	1	3449001 thru 3449310, 3449312 thru 3449322, 3449324, 3449325 (without Entegra)

- ITEM NOT ILLUSTRATED

When ordering, always specify Part Number, Description, and Serial Number of Aircraft

PIPER AIRCRAFT, INC.
PA-34-220T
AIRPLANE PARTS CATALOG

Figure and Index Number	Part Number	Nomenclature	No. Req.	Serial Numbers Affected
91C-55	555-818	* CONNECTOR	1	3449311, 3449323, 3449326 thru 3449458 (with Entegra)
55A	556-509	* CONNECTOR	1	3449001 thru 3449310, 3449312 thru 3449322, 3449324, 3449325 (without Entegra)
55A	555-819	* CONNECTOR	1	3449311, 3449323, 3449326 thru 3449458 (with Entegra)
-55B	588-794	* TERMINAL	7	3449311, 3449323, 3449326 thru 3449458 (with Entegra)
-55C	588-792	* TERMINAL	1	3449311, 3449323, 3449326 thru 3449458 (with Entegra)
-55D	554-611	* CLAMP	1	3449311, 3449323, 3449326 and up (with Entegra)
60	588-452	* TERMINAL	1	3449001 thru 3449310, 3449312 thru 3449322, 3449324, 3449325 (without Entegra)
65	456-703	* DIODE - (1N2071A)	1	3449001 thru 3449310, 3449312 thru 3449322, 3449324, 3449325 (without Entegra)
70	PS10025-9-12	* TERMINAL	2	3449001 thru 3449310, 3449312 thru 3449322, 3449324, 3449325 (without Entegra)
75	79595-028	* FUSE ASSY	1	3449001 thru 3449310, 3449312 thru 3449322, 3449324, 3449325 (without Entegra)
-75A	465-258	** HOLDER - Fuse	1	3449001 thru 3449310, 3449312 thru 3449322, 3449324, 3449325 (without Entegra)
-75B	461-657	** FUSE - 1 Amp	1	3449001 thru 3449310, 3449312 thru 3449322, 3449324, 3449325 (without Entegra)
-75C	456-703	** DIODE (1N2071A)	1	3449001 thru 3449310, 3449312 thru 3449322, 3449324, 3449325 (without Entegra)
80	100881-002	* PLACARD - BAGG LIGHT, COURTESY LIGHTS, CLOCK, HOUR METER, GROUND CLEAR, SPARE 5A (2ea)	1	3449001 thru 3449310, 3449312 thru 3449322, 3449324, 3449325 (without Entegra)
80	100881-004	* PLACARD - HOUR METER, COURTESY LIGHTS, BAGG LIGHT, GROUND CLEAR, NAV/GPS, AUDIO, COMM-1	1	3449311, 3449323, 3449326 thru 3449458 (with Entegra)
85	461-660	* FUSE HOLDER	7	
-85A	461-659	* FUSE - 5 Amp	7	
90	488-401	* TERMINAL	1	3449311, 3449323, 3449326 thru 3449458 (with Entegra)

- ITEM NOT ILLUSTRATED

When ordering, always specify Part Number, Description, and Serial Number of Aircraft

PIPER AIRCRAFT, INC.
PA-34-220T
AIRPLANE PARTS CATALOG

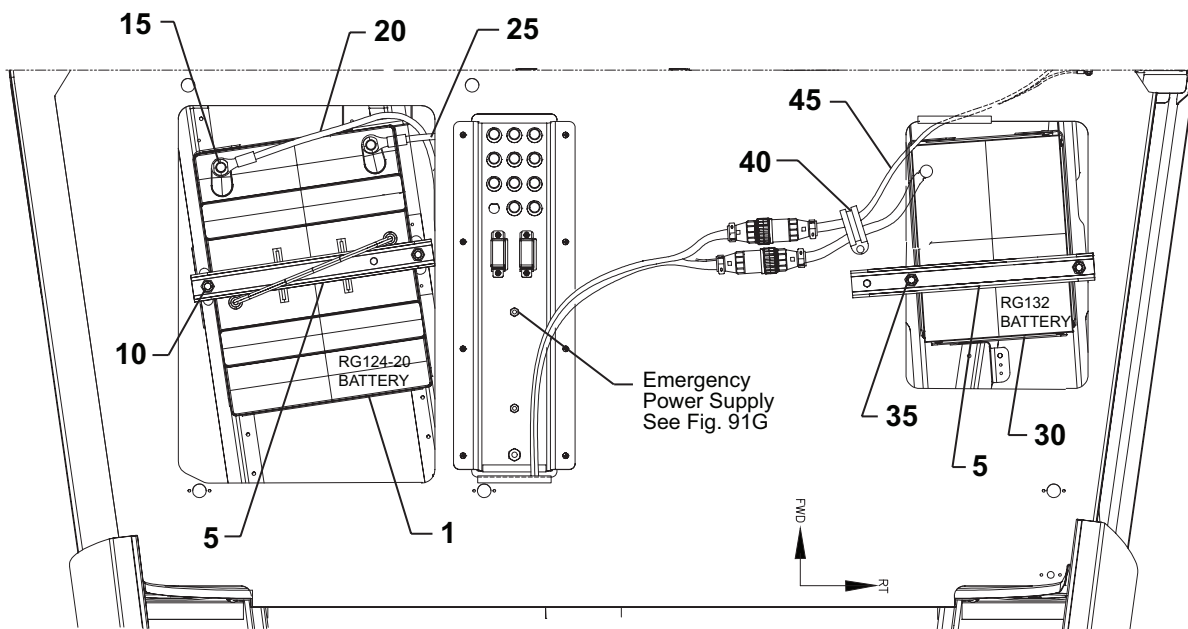


Figure 91D. Battery Installation Seneca V G1000 / NXi
(Serial Numbers 3449459, 3449467 and up)

**PIPER AIRCRAFT, INC.
PA-34-220T
AIRPLANE PARTS CATALOG**

Figure and Index Number	Part Number	Nomenclature	No. Req.	Serial Numbers Affected
91D-	107270 (R)	DRAWING - Electrical Installation Seneca V – G1000		3449459, 3449467 thru 3449508
	34F24A000 (D)	DRAWING - Electrical Installation Seneca V – G1000 NXi		3449509 and up
	107279 (A)	DRAWING - Emergency Power Supply Assy		3449459, 3449467 and up
1	601-923	BATTERY - RG24-20	1	3449459, 3449467 and up
5	107286-007	BATTERY TIE DOWN	2	3449459, 3449467 and up
10	89472-006	BOLT ASSY	2	3449459, 3449467 and up
15	476-673	NIPPLE - (MS25171-4S)	2	
20	79653-232	WIRE ASSY - Battery Master	1	3449459, 3449467 and up
25	79653-264	WIRE ASSY - Ground	1	3449459, 3449467 and up
30	601-924	BATTERY - RG-132	1	3449459, 3449467 and up
35	89472-008	BOLT ASSY	2	3449459, 3449467 and up
40	455-007	CLAMP - High Temp (MS21919WH8)	1	
-40A	415-535	SCREW - (MS35206-245)	1	
-40B	690-618	WASHER - (NAS1149FN816P)	1	
-40C	404-529	NUT - (MS21042-08)	1	
45	107232-002	HARNESS - Cabin	REF	3449459, 3449467 thru 3449508
45	34F24A001-001	HARNESS - Cabin	REF	3449509 and up

- ITEM NOT ILLUSTRATED

When ordering, always specify Part Number, Description, and Serial Number of Aircraft

**PIPER AIRCRAFT, INC.
PA-34-220T
AIRPLANE PARTS CATALOG**

Figure 91E. Electrical Panel - Forward Seneca V G1000 / NXi
(Serial Numbers 3449459, 3449467 and up)

PIPER AIRCRAFT, INC.
PA-34-220T
AIRPLANE PARTS CATALOG

Figure and Index Number	Part Number	Nomenclature	No. Req.	Serial Numbers Affected
91E-	107270 (R)	DRAWING - Electrical Installation Seneca V – G1000		3449459, 3449467 thru 3449508
	34F24A000 (D)	DRAWING - Electrical Installation Seneca V – G1000 NXi		3449509 and up
1	101839-004	PANEL ASSY - Electrical Forward	1	3449459, 3449467 and up
5	89823-012	* PLATE ASSY	1	
10	488-398	* TERMINAL - (PS10025-2-10)	3	
15	67487-004	* DIODE ASSY	2	
20	26898-012	* SOLENOID CONTACTOR - (584-459) (Reference Piper Service Letter 1116, latest revision) (For first time replacement of 26898-005/487-167 or 26898-009/584-422 see Piper Kits 767-392 and 88512-002)	2	
-20A	411-533	* SCREW - (MS35207-264)	4	
-20B	690-612	* WASHER - (NAS1149F0363P)	4	
25	89824-004	* BUS ASSY - Electrical	1	3449459, 3449467 and up
30	89824-011	* BUS ASSY - Electrical	1	3449459, 3449467 and up
35	486-684	* SHUNT - (MS91586-6)	1	
-35A	411-534	* SCREW - (MS35207-265)	2	
40	101839-006	* WIRE ASSY	1	3449459, 3449467 and up
45	101839-007	* WIRE ASSY	1	3449459, 3449467 and up
50	461-681	* LIMITER - Current - (ANL-250)	1	
55	565-873	* HOLDER - Fuse - (4164)	1	
-55A	416-794	* SCREW - (MS24693-S275)	2	
60	487-672	* STRIP - (17-3)	1	
65	487-654	* STRIP - (17-5)	1	
70	461-684	* FUSE - GMW - 1 AMP (F406, F407, F408 & F409)	4	
75	100881-012	* PLACARD - F402 thru F409	1	3449459, 3449467 and up
80	461-659	* FUSE - GMW - 5 AMP (F402, F403, F404 & F405)	4	
85	404-528	* NUT - (MS21042-06)	4	
90	415-518	* SCREW - (MS35206-228)	4	
95	461-660	* FUSEHOLDER	8	

- ITEM NOT ILLUSTRATED

When ordering, always specify Part Number, Description, and Serial Number of Aircraft

PIPER AIRCRAFT, INC.
PA-34-220T
AIRPLANE PARTS CATALOG

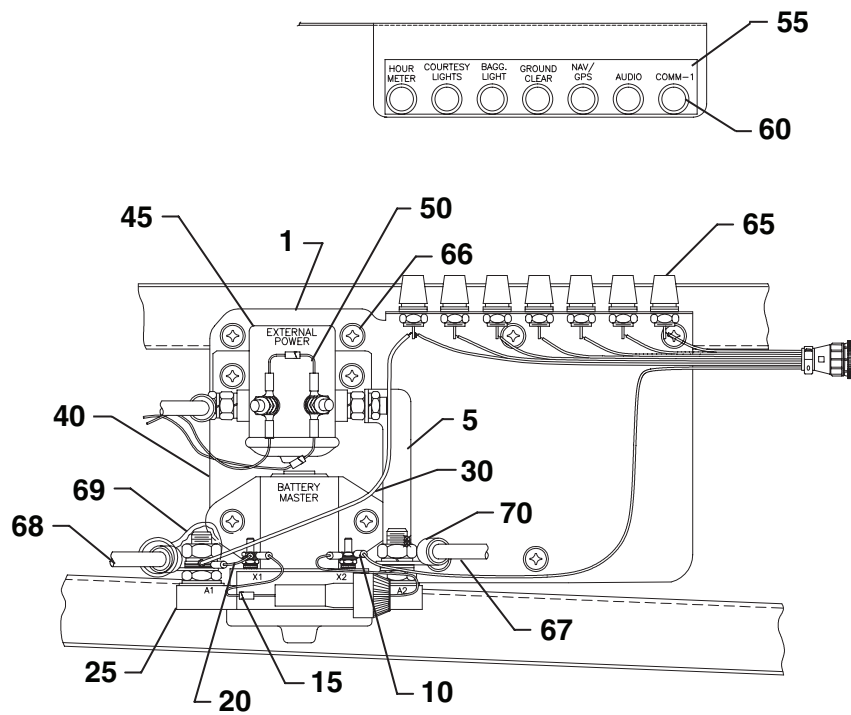


Figure 91F. Electrical Panel - Aft (Seneca V G1000 / NXi)
 (Serial Numbers 3449459, 3449467 and up)

PIPER AIRCRAFT, INC.
PA-34-220T
AIRPLANE PARTS CATALOG

Figure and Index Number	Part Number	Nomenclature	No. Req.	Serial Numbers Affected
91F-	107270 (R)	DRAWING - Electrical Installation Seneca V – G1000		3449459, 3449467 thru 3449508
	34F24A000 (D)	DRAWING - Electrical Installation Seneca V – G1000 NXi		3449509 and up
1	101839-005	PANEL ASSY - Electrical Aft	1	3449459, 3449467 and up
5	89824-014	* BUS ASSY	1	3449459, 3449467 and up
10	488-401	* TERMINAL - (PS10025-2-4)	1	
15	89803-006	* DIODE ASSY	1	
20	89803-005	* WIRE ASSY	1	3449459, 3449467 and up
25	455-211	* CONTACTOR - (6041H202A)	1	
-25A	411-532	* SCREW - (MS35207-263)	2	
-25B	690-612	* WASHER - (NAS1149F0363P)	2	
30	101839-008	* WIRE ASSY	1	3449459, 3449467 and up
35	476-673	* NIPPLE - (MS25171-1S)	2	
40	100892-002	* PANEL ASSY - Plate	1	
45	26898-012	* SOLENOID CONTACTOR - (584-459) (Reference Piper Service Letter 1116, latest revision) (For first time replacement of 26898-005/487-167 or 26898-009/584-422 see Piper Kits 767-392 and 88512-002)	1	
-45A	411-533	* SCREW - (MS35207-264)	2	
-45B	690-612	* WASHER - (NAS1149F0363P)	2	
50	67487-004	* DIODE ASSY	1	
55	100881-013	* PLACARD - F423 thru F429	1	3449459, 3449467 and up
60	461-659	* FUSE - GMW - 5 AMP - (F423, F424, F425, F427, F428, & F429)	6	
60A	461-684	* FUSE - GMW 1 AMP - (F426)	1	
65	461-660	* FUSEHOLDER	7	
66	411-530	SCREW - (MS35207-261)	6	
-66A	690-612	WASHER - (NAS1149F0363P)	6	
67	79653-240	WIRE ASSY	1	3449459, 3449467 and up
68	79653-232	WIRE ASSY	1	3449459, 3449467 and up
69	476-676	NIPPLE - (MS25171-4S)	3	
70	691-271	TERMINAL - (PS10025-3-16B)	1	3449459, 3449467 and up

- ITEM NOT ILLUSTRATED

When ordering, always specify Part Number, Description, and Serial Number of Aircraft

PIPER AIRCRAFT, INC.
PA-34-220T
AIRPLANE PARTS CATALOG

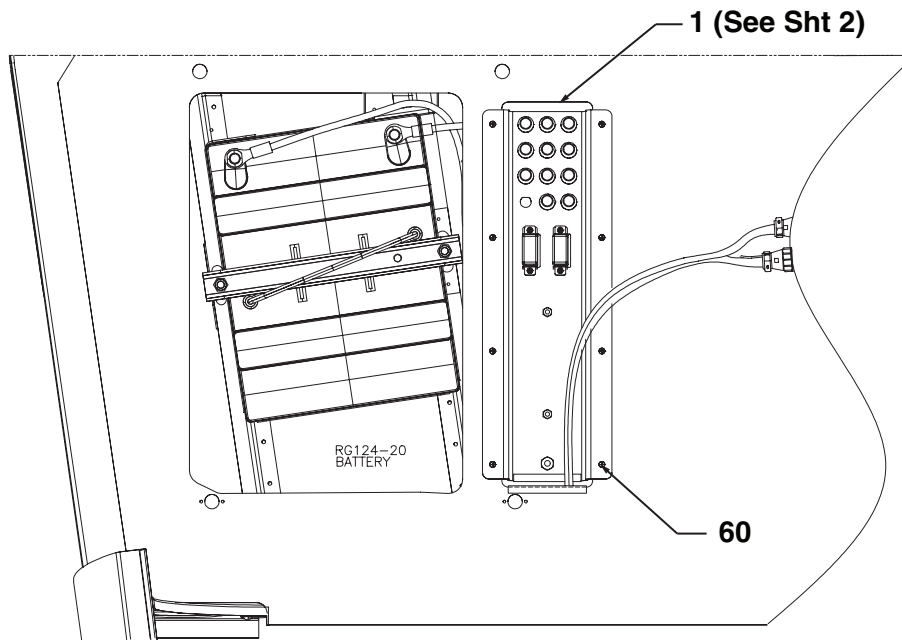


Figure 91G. Emergency Power Supply Seneca V G1000 / NXi
(Serial Numbers 3449459, 3449467 and up)
Sheet 1 of 2

PIPER AIRCRAFT, INC.
PA-34-220T
AIRPLANE PARTS CATALOG

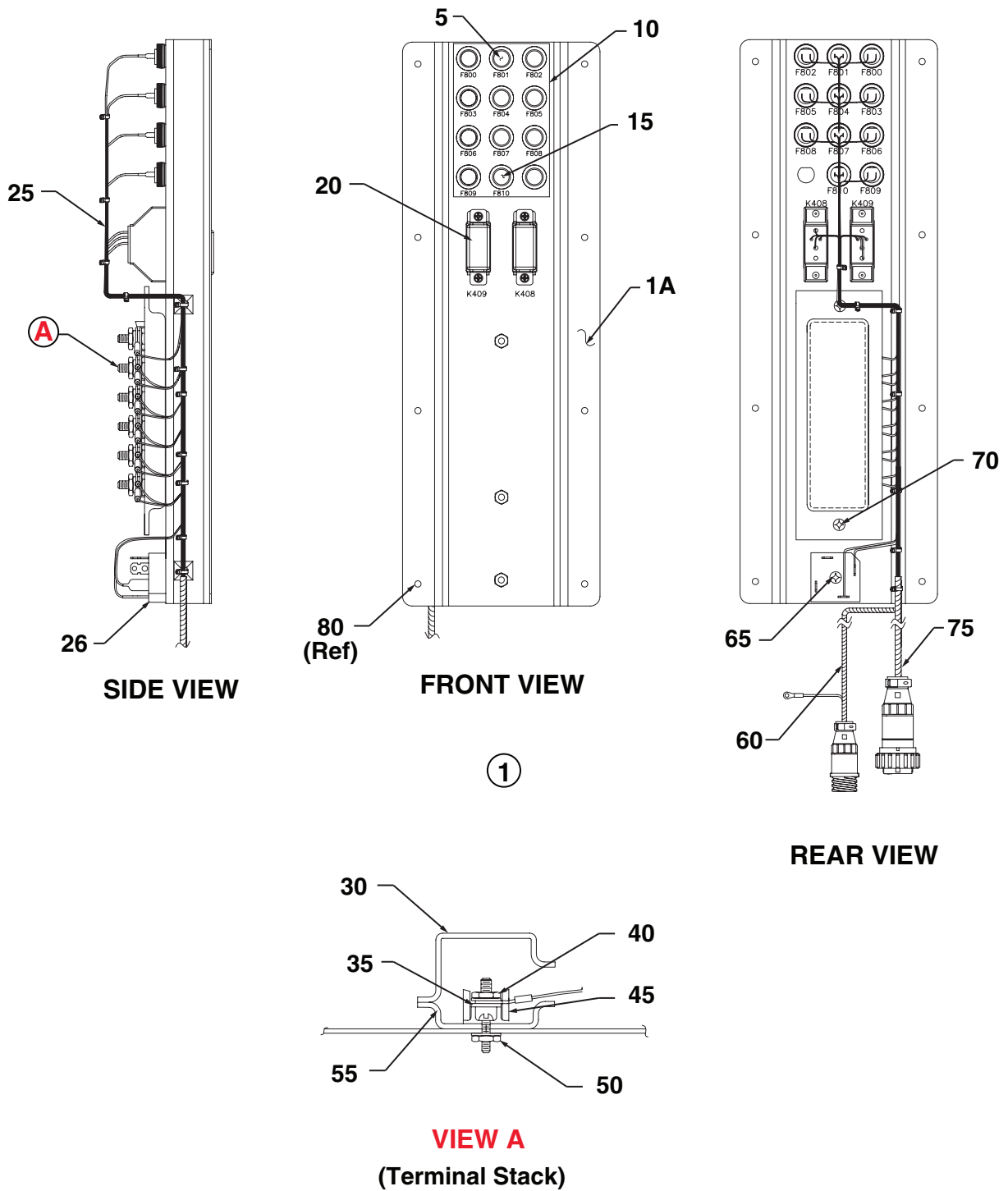


Figure 91G. Emergency Power Supply Seneca V G1000 / NXi
 (Serial Numbers 3449459, 3449467 and up)
 Sheet 2 of 2

PIPER AIRCRAFT, INC.
PA-34-220T
AIRPLANE PARTS CATALOG

Figure and Index Number	Part Number	Nomenclature	No. Req.	Serial Numbers Affected
91G-	107270 (R)	DRAWING - Electrical Installation Seneca V G1000		3449459, 3449467 thru 3449508
	34F24A000 (D)	DRAWING - Electrical Installation Seneca V G1000 NXi		3449509 and up
1	107279-002	EMERGENCY POWER SUPPLY ASSY	1	3449459, 3449467 and up
1A	107384-001	* BRACKET - Emergency Power Supply	1	3449459, 3449467 and up
5	461-659	* FUSE - GMW - 5 AMP	10	
10	100881-014	* PLACARD - F800 thru F810	1	3449459, 3449467 and up
15	461-684	* FUSE - GMW - 1 AMP	1	
20	584-442	* RELAY	2	
25	107279-003	* HARNESS ASSY - Emergency Power Supply	1	3449459, 3449467 and up
26	584-465	* * BRIDGE RECTIFIER	1	
30	95213-002	* COVER - Terminal Strip	1	
35	35207-004	* TERMINAL - Strip Bus	1	
40	406-583	* NUT - (NAS679A06W)	6	
-40A	690-639	* WASHER - (NAS1149FN616P)	6	
45	588-362	* TERMINAL BOARD	1	
50	415-507	* SCREW - (MS35206-217)	2	
-50A	690-621	* WASHER - (NAS1149FN416P)	2	
-50B	404-533	* NUT - (MS21042-04)	2	
55	95213-000	* COVER - Terminal Strip	1	
60	189-545	* SLEEVING - (PMS E0006-3)	AR	
65	411-534	* SCREW - (MS35207-265)	1	
-65A	406-443	* NUT - (NAS679A3W)	1	
-65B	407-043	* WASHER - (MS35338-43)	1	
70	520-045	* SCREW - (MS51861-34)	2	
75	189-549	* SLEEVING - (PMS E0006-6)	AR	
80	415-518	SCREW - (MS35206-228)	8	
-80A	690-640	WASHER - (NAS1149FN632P)	8	

- ITEM NOT ILLUSTRATED

When ordering, always specify Part Number, Description, and Serial Number of Aircraft

**PIPER AIRCRAFT, INC.
PA-34-220T
AIRPLANE PARTS CATALOG**

THIS PAGE INTENTIONALLY LEFT BLANK

PIPER AIRCRAFT, INC.
PA-34-220T
AIRPLANE PARTS CATALOG

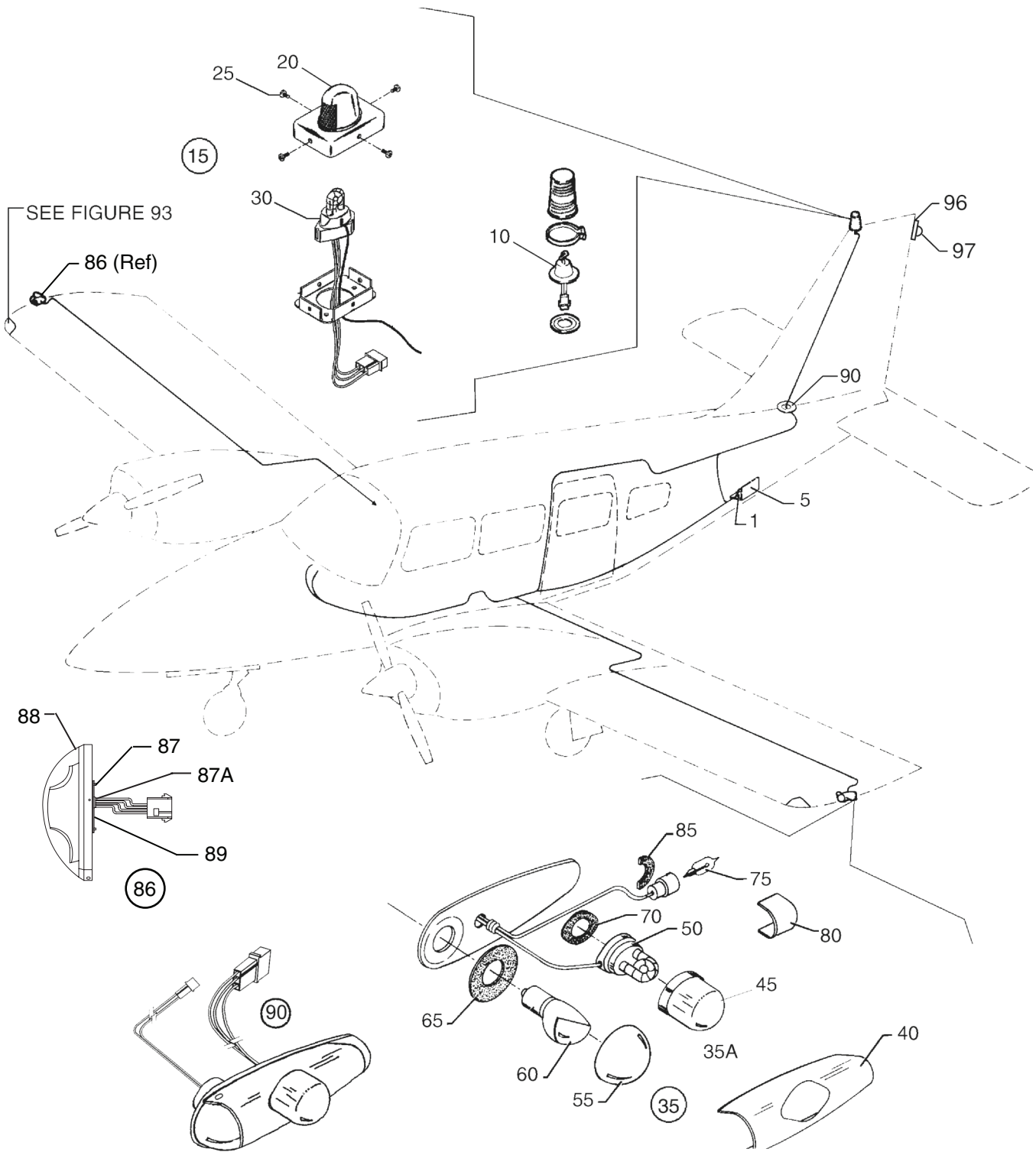


Figure 92. Strobe Lights Installation

PIPER AIRCRAFT, INC.
PA-34-220T
AIRPLANE PARTS CATALOG

Figure and Index Number	Part Number	Nomenclature	No. Req.	Serial Numbers Affected
92-	89424 (Z) 101816 (B)	DRAWING - External Wing and Fin Lighting Installation DRAWING - Electrical System Installation		3449311, 3449323, 3449326 thru 3449458 (with Entegra)
	107270 (R)	DRAWING - Electrical Installation Seneca V G1000		3449459, 3449467 thru 3449508
	34F24A000 (D) 34W24A000	DRAWING - Electrical Installation Seneca V G1000 NXi DRAWING - Electrical Installation - LH and RH Wing		3449509 and up 3449509 and up
1	481-247	POWER SUPPLY - Strobe Lights	1	
5	99031-000	BRACKET ASSY - Strobe unit mount	1	3447001 thru 3447029; 3449001 thru 3449096
5	104533-002	BRACKET ASSY - Strobe unit mount	1	3449097 and up
10	472-904	RED STROBE LIGHT - Fin	1	3447001 thru 3447029
15	683-504	RED STROBE LIGHT - Fin	1	3449001 and up
20	761-336	* LENS/COVER ASSY - white, red-masked	1	3449001 and up
25	766-765	* SCREW - (MS51957-26)	4	3449001 and up
30	754-911	* FLASHTUBE ASSY	1	3449001 and up
35	89424-006	LIGHT ASSY - Red	1	3447001 thru 3447029; 3449001 thru 3449310, 3449312 thru 3449322, 3449324, 3449325 (without Entegra)
35	89424-005	LIGHT ASSY - Green	1	3447001 thru 3447029; 3449001 thru 3449310, 3449312 thru 3449322, 3449324, 3449325 (without Entegra)
35	101921-002	LIGHT ASSY - Left (Green 28VDC)	1	3449311, 3449323,
35A	572-592	* WHITE STROBE, Green Nav - Wing tip (shielded)	1	3449326 thru 3449458 (with Entegra)
35	101921-003	LIGHT ASSY - Right (Red 28VDC)	1	3449311, 3449323,
35A	572-593	* WHITE STROBE, Red Nav - Wing tip (shielded)	1	3449326 thru 3449458 (with Entegra)
40	762-616	** RETAINER - Light Lens(19-170049-009)	1	
45	761-253	** LENS - Wing Tip Strobe (shielded) (A612-D)	1	
50	762-003	** TUBE ASSY - Flash, tip (02-0250276-00)	1	
55	751-202	** LENS - Navigation, red (W1284R)	1	
-55A	751-201	** LENS - Navigation, green (W1284G)	1	
60	553-494	** LAMP - (34-0428020-65)	1	
65	755-075	** GASKET - Navigation Light (38-0230021-00)	1	
70	755-076	** GASKET - Wing Strobe (38-0130107-00)	1	
75	761-208	** LAMP - Navigation Light Assy (34-0428070-64)	1	
75	472-527	** LAMP ASSY - (01-0790340-06)	1	3449459, 3449467 and up
75	472-526	** LAMP ASSY - (01-0790340-05)	1	3449459, 3449467 and up
80	761-255	** LENS - Navigation Light (A615-DR)	1	
85	755-096	** GASKET - Navigation Light (A616)	1	
86	101921-008	LIGHT ASSY - Left (Green LED)	1	3449509 and up
86	101921-009	LIGHT ASSY - Right (Red LED)	1	3449509 and up
87	414-748	* SCREW - (MS24693-S28)	3	
87A	453-732	* BUSHING - (PS10064-375-4)	1	
88	472-546	* LED POS - Strobe, Right (Red LED) (01-0771733-12)	1	3449509 and up
88	472-545	* LED POS - Strobe, Left (Green LED) (01-0771733-11)	1	3449509 and up
89	101171-004	* MOUNTING PLATE ASSY	1	

- ITEM NOT ILLUSTRATED

When ordering, always specify Part Number, Description, and Serial Number of Aircraft

**PIPER AIRCRAFT, INC.
PA-34-220T
AIRPLANE PARTS CATALOG**

Figure and Index Number	Part Number	Nomenclature	No. Req.	Serial Numbers Affected
92-				
90	101921-006	LIGHT ASSY - Left (Green 28VDC)	1	3449459, 3449467 thru 3449508
90	101921-007	LIGHT ASSY - Left (Red 28VDC)	1	3449459, 3449467 thru 3449508
90A	472-526	* LAMP ASSY GN 28V (01-0790340-05)	1	3449459, 3449467 thru 3449508
90A	472-527	* LAMP ASSY RED 28V (01-0790340-06)	1	3449459, 3449467 thru 3449508
-95	101171-002	* MOUNTING PLATE ASSY	1	3449311, 3449323, 3449326 thru 3449458 (with Entegra)
-95	101171-004	* MOUNTING PLATE ASSY	1	3449459, 3449467 and up
96	95907-000	FAIRING ASSY - Rudder tip (optional)	1	3448038 and up
-96A	87540-007	* DOUBLER	1	
97	63886-004	LIGHT ASSY - (Optional)	1	3448038 and up
-97A	572-634	* LIGHT - Tail (A555A-V-28)	1	3448038 and up

- ITEM NOT ILLUSTRATED

When ordering, always specify Part Number, Description, and Serial Number of Aircraft

**PIPER AIRCRAFT, INC.
PA-34-220T
AIRPLANE PARTS CATALOG**

THIS PAGE INTENTIONALLY LEFT BLANK

PIPER AIRCRAFT, INC.
PA-34-220T
AIRPLANE PARTS CATALOG

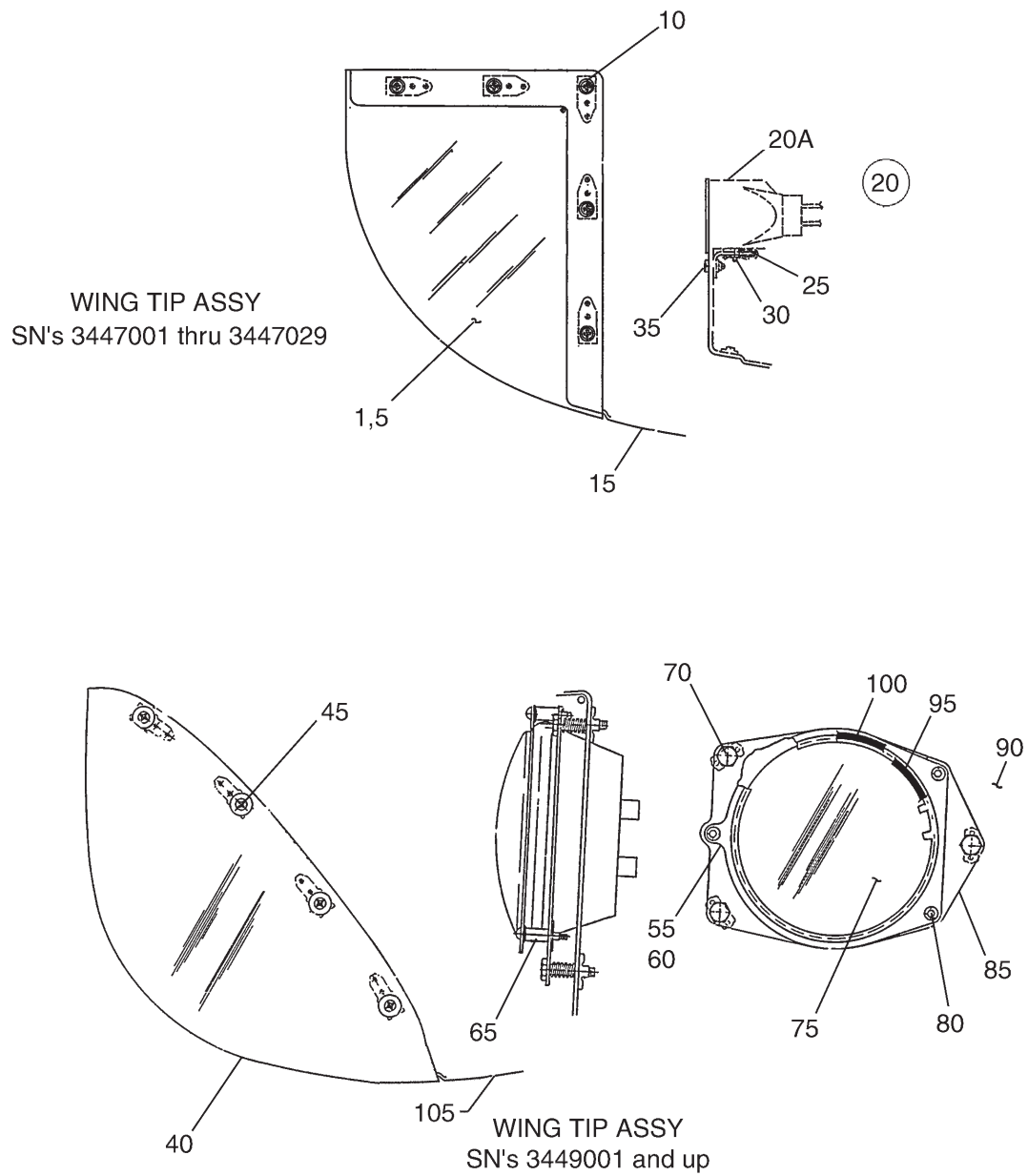


Figure 93. Wing Tip Landing Lights

PIPER AIRCRAFT, INC.
PA-34-220T
AIRPLANE PARTS CATALOG

Figure and Index Number	Part Number	Nomenclature	No. Req.	Serial Numbers Affected
93-	36761 (AB)	DRAWING - Wing Tip Assy		
1	36761-026	COVER - Left, without Recognition Light	1	3447001 thru 3447029
-1A	36761-027	COVER - Right, without Recognition Light	1	3447001 thru 3447029
5	36761-012	LENS - Left, Recognition Light	1	3447001 thru 3447029
-5A	36761-013	LENS - Right, Recognition Light	1	3447001 thru 3447029
10	414-736	SCREW - (MS24693-C28)	10	3447001 thru 3447029
-10A	508-007	WASHER	10	3447001 thru 3447029
15	36761-018	WING TIP - Left	1	3447001 thru 3447029
-15A	36761-019	WING TIP - Right	1	3447001 thru 3447029
20	87742-003	LAMP ASSY - 28 VDC	1	3447001 thru 3447029
20A	572-583	* LIGHT ASSY	1	3447001 thru 3447029
25	87741-002	BRACKET	1	3447001 thru 3447029
30	519-993	SCREW - (MS24667-14)	1	3447001 thru 3447029
-30A	62833-143	WASHER	1	3447001 thru 3447029
35	515-715	SCREW	2	3447001 thru 3447029
40	36761-034	LENS - Landing Light, Left	1	3449001 and up
-40A	36761-035	LENS - Landing Light, Right	1	3449001 and up
45	414-736	SCREW - (MS24693-C28)	9	3449001 and up
-45A	508-007	WASHER	9	3449001 and up
55	36761-036	RETAINER ASSY	1	3449001 and up
60	85402-008	* RETAINER	1	3449001 and up
65	85402-009	* BUSHING	3	3449001 and up
70	402-765	BOLT - (NAS428-3-16)	3	3449001 and up
-70A	487-456	SPRING	3	3449001 and up
75	472-071	LAMP - 28 VDC	1	3449001 thru 3449508
75	475-339	LANDING LIGHT - (01-0771798-20)	1	3449509 and up
80	415-514	SCREW - (MS35206-234)	3	3449001 and up
85	85402-016	BACKPLATE - Left	1	3449001 and up
-85A	85402-010	BACKPLATE - Right	1	3449001 and up
90	36761-032	BAFFLE - Left	1	3449001 and up
-90A	36761-033	BAFFLE - Right	1	3449001 and up
95	63186-038	MOULDING	1	3449001 and up
100	63186-039	MOULDING	1	3449001 and up
105	36761-030	WING TIP - Left	1	3449001 and up
105	36761-040	WING TIP - Left	1	3449410 and up (with G600)
-105A	36761-031	WING TIP - Right	1	3449001 and up
-105A	36761-039	WING TIP - Right	1	3449410 and up (with G600)

- ITEM NOT ILLUSTRATED

When ordering, always specify Part Number, Description, and Serial Number of Aircraft

PIPER AIRCRAFT, INC.
PA-34-220T
AIRPLANE PARTS CATALOG

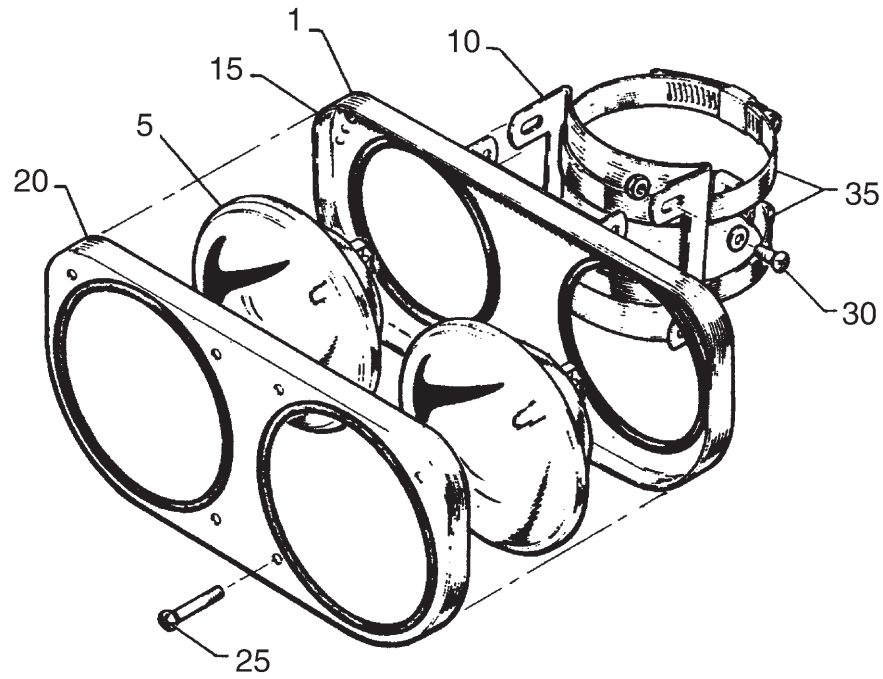


Figure 93A. Landing Taxi Light Assy

**PIPER AIRCRAFT, INC.
PA-34-220T
AIRPLANE PARTS CATALOG**

Figure and Index Number	Part Number	Nomenclature	No. Req.	Serial Numbers Affected
93A-	39460 (V)	DRAWING - Nose Gear Installation		
1	96240-003	LIGHT ASSY - Landing Taxi (See Figure 24 for Next Higher Assy)	REF	3447001 thru 3447029 3449001 thru 3449508
1	96240-004	LIGHT ASSY - Landing Taxi (See Figure 24 for Next Higher Assy)	REF	3449509 and up
5	472-071	* LAMP - Landing Taxi Light	2	3447001 thru 3447029 3449001 thru 3449508
5	475-339	* LIGHT - Landing	2	3449509 and up
10	43020-002	* BRACKET - Taxi Light Assy	1	3447001 thru 3447029 3449001 thru 3449508
10	34N320001-001	* BRACKET - Taxi Light Assy	1	
15	96241-002	* PLATE ASSY - Taxi Light	1	
20	43022-000	* PLATE ASSY - Landing/Taxi Light Face	1	
25	415-628	* SCREW - (MS35206-328)	6	
30	415-519	* SCREW - (MS35206-229)	4	
-30A	690-640	* WASHER - (NAS1149FN632P)	8	
-30B	404-528	* NUT - (MS21042-06)	4	
35	554-569	CLAMP - (PS10017-20-52)	2	

- ITEM NOT ILLUSTRATED

When ordering, always specify Part Number, Description, and Serial Number of Aircraft

PIPER AIRCRAFT, INC.
PA-34-220T
AIRPLANE PARTS CATALOG

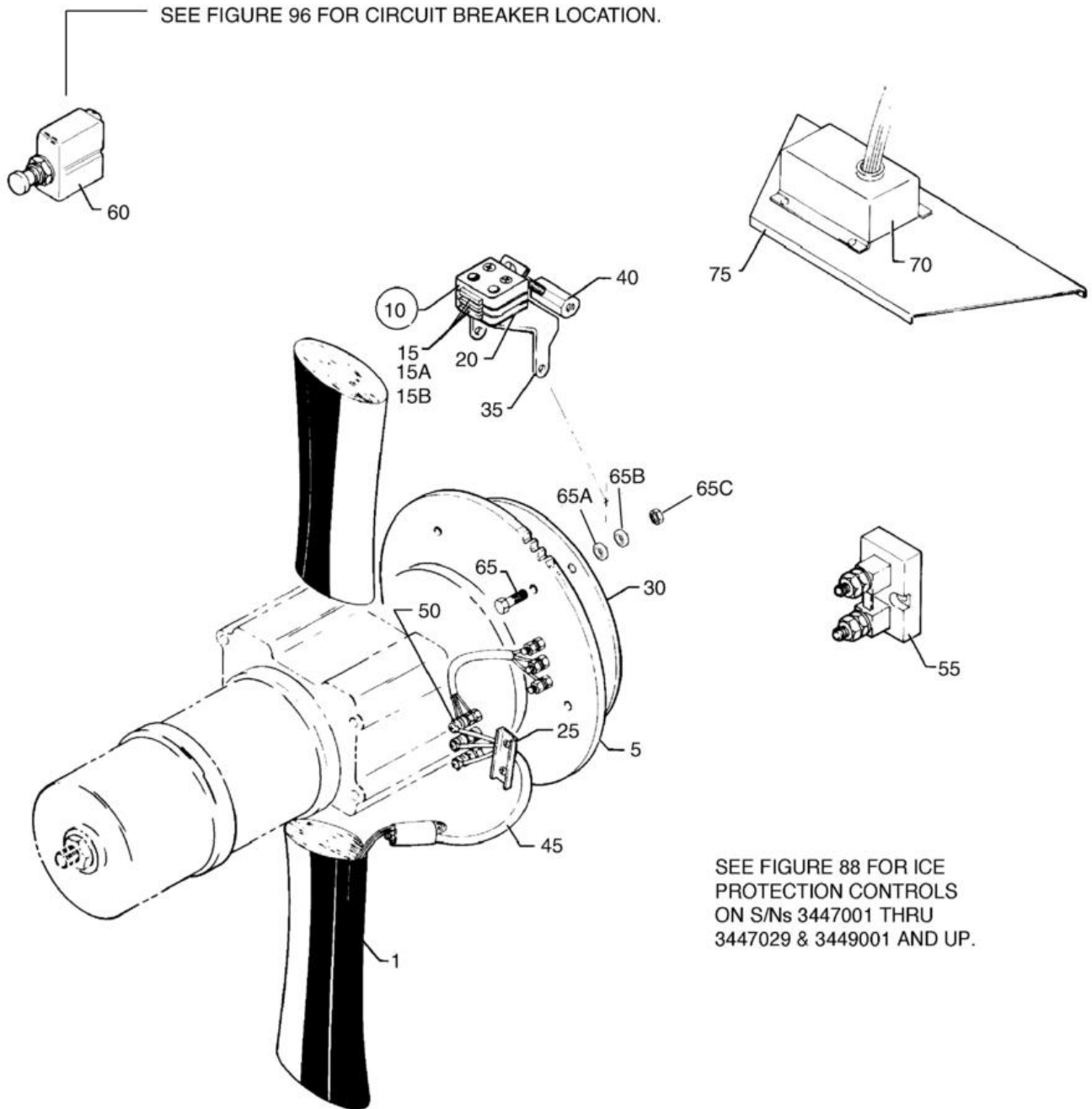


Figure 94. Two Blade Propeller Electric De-icer Installation

PIPER AIRCRAFT, INC.
PA-34-220T
AIRPLANE PARTS CATALOG

Figure and Index Number	Part Number	Nomenclature	No. Req.	Serial Numbers Affected
94-	89426 (J) 100735 (L)	DRAWING - Propeller Ice Protection System Installation DRAWING - Propeller Ice Protection System Installation		3447001 thru 3447029 3449001 and up
1	766-853	PROPELLER DE-ICER, Left (Reference Piper Service Letter 1086, latest revision)	2	3447001 thru 3447029
1	758-593	PROPELLER DE-ICER, Left (Reference Piper Service Letter 1086, latest revision)	2	3449001 and up
-1A	758-686	PROPELLER DE-ICER, Right (Reference Piper Service Letter 1086, latest revision)	2	3447001 thru 3447029
-1A	758-568	PROPELLER DE-ICER, Right (Reference Piper Service Letter 1086, latest revision)	2	3449001 and up
5	484-853	SLIP RING ASSY - Part of Kit Prop De-ice (651-675)	2	3447001 thru 3447029
10	758-431	MODULAR BRUSH ASSY	2	3447001 thru 3447029
10	758-462	MODULAR BRUSH ASSY - Part of Kit Prop De-ice (651-675)	2	3449001 and up
-15	758-434	* BRUSH MODULE ASSY	1	
-15A	758-435	* BRUSH MODULE ASSY	1	
-15B	758-436	* BRUSH MODULE ASSY	1	
20	486-557	SHIM - Part of Kit Prop De-ice (651-675)	4	
25	554-637	CLIP - Lead - Part of Kit Prop De-ice (651-675)	4	
30	475-177	MOUNTING PLATE - Split	4	3447001 thru 3447029
30	690-502	MOUNTING PLATE - Split - Part of Kit Prop De-ice (651-675)	4	3449001 and up
35	453-452	BRACKET - Brush Block Mounting	2	3447001 thru 3447029
40	587-702	ARM ASSY - Support	2	3447001 thru 3447029
45	755-338	WIRE HARNESS - De-icer, Left	2	3447001 thru 3447029
-45A	755-339	WIRE HARNESS - De-icer, Right	2	3447001 thru 3447029
-45B	755-335	WIRE HARNESS - De-icer, Left and Right	4	3449001 and up
50	453-996	BUSHING - Part of Kit Prop De-ice (651-675) (Use only 8 on 3449001 and up)	24	
-50A	415-523	SCREW - (MS35206-233)	12	3447001 thru 3447029
-50B	408-042	WASHER - (MS35333-37) (Use only 12 on 3449001 and up)	36	
-50C	477-819	NUT - (MS35649-65)	24	3447001 thru 3447029
-50C	404-593	NUT - (AN340B6)	AR	3449001 and up
55	486-636	SHUNT - Ammeter - Part of Kit Prop De-ice (651-675)	1	
60	454-764	CIRCUIT BREAKER - Prop De-ice (See Figure 86)	1	3447001 thru 3447029
60	564-002	CIRCUIT BREAKER - Prop De-ice 15 amp (See Figures 86A and 86B)	1	3449001 and up
65	758-559	BOLT - (1/4 - 28 UNF3)	12	3447001 thru 3447029
65	400-003	BOLT - (AN4-6A)	12	3449001 and up
65A	756-664	WASHER - Part of Kit Prop De-ice (651-675)	12	
65B	690-642	WASHER - (NAS1149C0432R)	12	3449001 and up
65C	404-561	NUT - (MS21045-4)	12	3447001 thru 3447029
65C	406-945	NUT - (NAS679A4W)	12	3449001 and up
70	761-990	TIMER - Propeller De-icer	1	3447001 thru 3447029
70	762-006	TIMER - Propeller De-icer - Part of Kit Prop De-ice (651-675)	1	3449001 and up
75	37710-000	BRACKET - Timer Mounting	1	

NOTES:

1. REFER TO FIGURE 86 FOR CIRCUIT BREAKER LOCATION.
2. REFER TO FIGURES 86A AND 86B FOR CIRCUIT BREAKER LOCATION.

- ITEM NOT ILLUSTRATED

When ordering, always specify Part Number, Description, and Serial Number of Aircraft

PIPER AIRCRAFT, INC.
PA-34-220T
AIRPLANE PARTS CATALOG

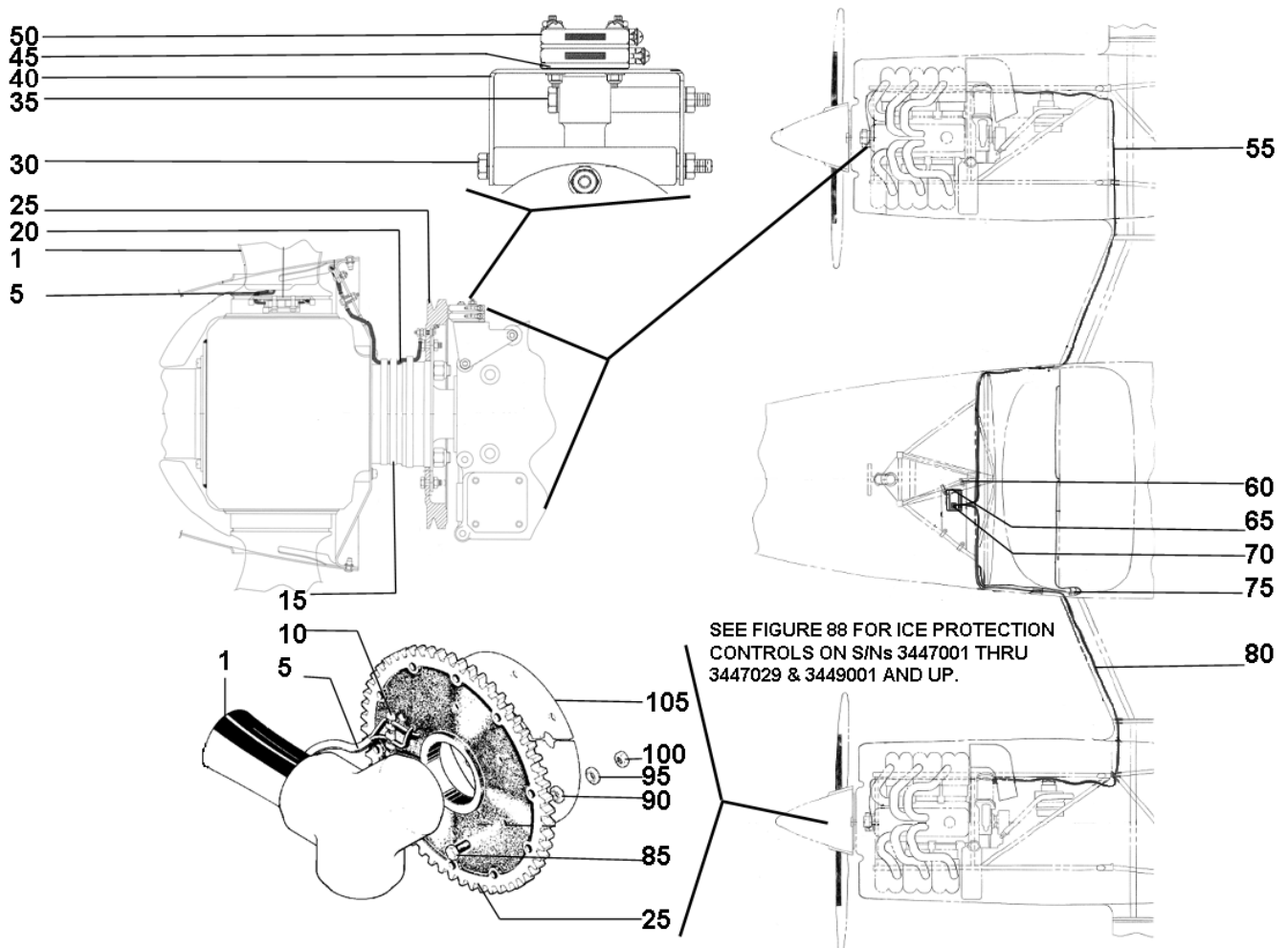


Figure 95. Three Blade Propeller Electric De-icer Installation

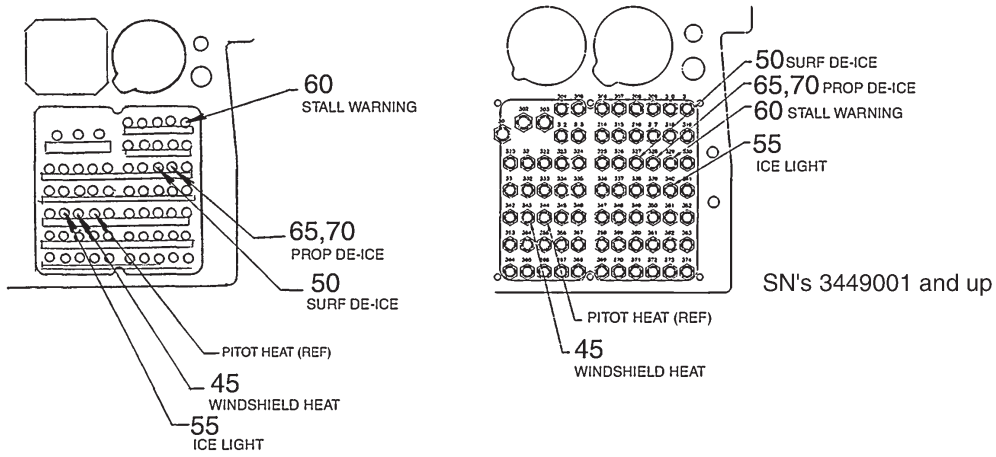
PIPER AIRCRAFT, INC.
PA-34-220T
AIRPLANE PARTS CATALOG

Figure and Index Number	Part Number	Nomenclature	No. Req.	Serial Numbers Affected
95-	89426 (J) 100735 (L)	DRAWING - Propeller Ice Protection System Installation DRAWING - Propeller Ice Protection System Installation		3447001 thru 3447029 3449001 and up
1	758-593	PROPELLER DE-ICER, Left (Reference Piper Service Letter 1086, latest revision)	3	
-1A	758-568	PROPELLER DE-ICER, Right (Reference Piper Service Letter 1086, latest revision)	3	
5	755-302	HARNESSES - De-icer, 3 blade prop - Part of Kit Prop De-ice (651-662)	6	3447001 thru 3447029
-5A	416-208	SCREW - (AN502-10-8)	6	
-5B	480-053	WASHER - (MS35333-73)	6	
10	762-375	STRIP - Terminal - Part of Kit Prop De-ice (651-662)	6	
-10A	-----	CLAMP (TA1720SS4T) - Part of Kit Prop De-ice (651-662)	6	
15	688-008	STRAP - (MS 3367-6-0)	6	
20	755-379	HARNESSES - De-icer, 3 blade prop - Part of Kit Prop De-ice (651-662)	6	3449001 and up
25	762-376	SLIP RING ASSY	2	3447001 thru 3447029
25	767-237	SLIP RING ASSY - Part of Kit Prop De-ice (651-662)	2	3449001 and up
30	401-337	BOLT - (AN4-42A)	2	
-30A	-----	WASHER - (AN960C416) - Part of Kit Prop De-ice (651-662)	2	
-30B	-----	WASHER - (AN960C416L) - Part of Kit Prop De-ice (651-662)	2	
35	402-484	BOLT - (AN4-27A)	2	
-35A	-----	WASHER - (AN960C416L) - Part of Kit Prop De-ice (651-662)	2	
-35B	-----	SPACER - (2E1944) - Part of Kit Prop De-ice (651-662)	2	
40	758-728	BRACKET - Brush Block Mounting - Part of Kit Prop De-ice (651-662)	2	
-40A	453-452	MOUNTING BRACKET - Brush - (4E 2032)	2	3447001 thru 3447029
-40B	758-724	CONNECTOR - Mounting Bracket - Part of Kit Prop De-ice (651-662)	6	
45	486-557	SHIM - Part of Kit Prop De-ice (651-662)	4	
50	758-462	MODULAR BRUSH ASSY - Part of Kit Prop De-ice (651-662)	2	
-50A	758-435	* BRUSH MODULE ASSY	1	
-50B	758-436	* BRUSH MODULE ASSY	1	
-50C	587-702	* ARM ASSY - Support	2	3447001 thru 3447029
-50D	415-389	* SCREW - (MS 51957-50)	4	
-50E	690-647	* WASHER - (NAS 1149C0863R)	4	
-50F	404-558	* NUT - (MS21045-08)	4	
55	36509-003	HARNESSES ASSY	1	
60	36510-007	HARNESSES ASSY (Optional)	1	
65	37710-000	BRACKET - Timer Mounting	1	
70	762-006	TIMER - Propeller De-icer - Part of Kit Prop De-ice (651-662)	1	
75	486-636	SHUNT - Ammeter - Part of Kit Prop De-ice (651-662)	1	
80	36509-002	HARNESSES ASSY	1	
85	758-559	BOLT - (1/4 - 28UNF3)	6	3447001 thru 3447029
85A	400-003	BOLT - (AN4-6A)	6	3449001 and up
-85B	-----	WASHER - (AN960C416L) - Part of Kit Prop De-ice (651-662)	6	
90	-----	WASHER - (4-5-52) - Part of Kit Prop De-ice (651-662)	6	
95	-----	WASHER - (AN960C416L) - Part of Kit Prop De-ice (651-662)	6	
100	-----	NUT - (H10-4) - Part of Kit Prop De-ice (651-662)	6	
105	475-177	PLATE - Mounting, split	4	3447001 thru 3447029
105	690-502	PLATE - Mounting, split - Part of Kit Prop De-ice (651-662)	4	3449001 and up
-110	454-763	CIRCUIT BREAKER - Prop De-ice (See Figure 86)	1	3447001 thru 3447029
-110	454-797	CIRCUIT BREAKER - Prop De-ice 20 amp (See Figures 86A and 86B)	1	3449001 and up

- ITEM NOT ILLUSTRATED

When ordering, always specify Part Number, Description, and Serial Number of Aircraft

PIPER AIRCRAFT, INC.
PA-34-220T
AIRPLANE PARTS CATALOG



SN's 3447001 thru 3447029

SEE FIGURE 88 FOR ICE PROTECTION CONTROLS ON S/Ns 3447001 THRU 3447029 & 3449001 AND UP.

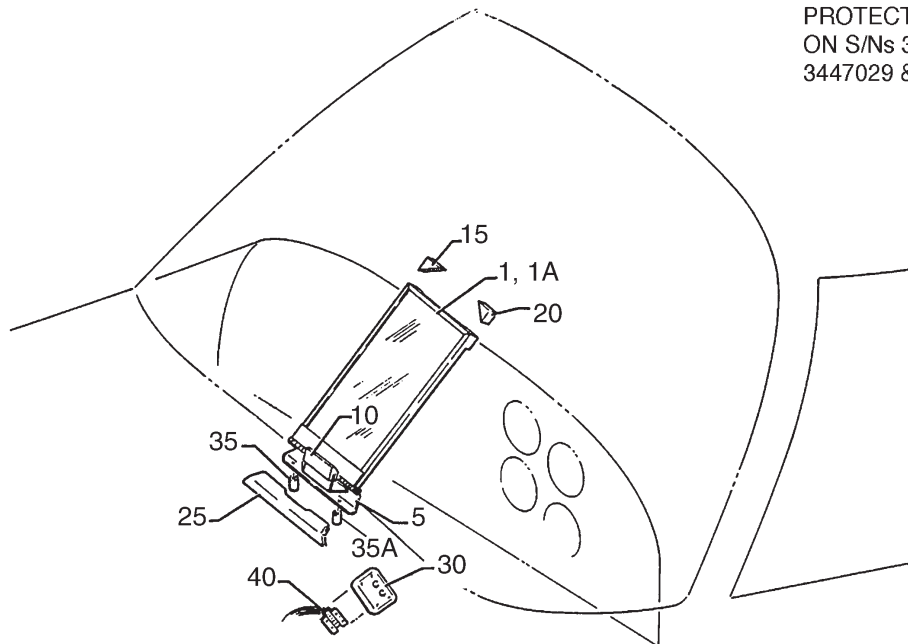


Figure 96. Heated Glass Panel Installation

PIPER AIRCRAFT, INC.
PA-34-220T
AIRPLANE PARTS CATALOG

Figure and Index Number	Part Number	Nomenclature	No. Req.	Serial Numbers Affected
96-	85186 (AC) 87291 (Y) 101156 (C)	DRAWING - Ice Protection System Installation DRAWING - Wing Ice Light and Stall Warning Installation DRAWING - De-ice Panel Installation – Right Windshield		
1	78148-002	PANEL ASSY - Heated Glass, Complete	1	3447001 thru 3447029; 3449001 thru 3449043, 3449046, 3449049 and up
1	78148-003	PANEL ASSY - Heated Glass, Complete (optional)	1	3449044, 3449045, 3449047, 3449048
1A	31638-008	* PANEL ASSY	1	3447001 thru 3447029; 3449001 thru 3449043, 3449046, 3449049 and up
1A	31638-010	* PANEL ASSY - (optional)	1	3449044, 3449045, 3449047, 3449048
5	31997-000	** PLATE ASSY - Heated Glass Panel Hinge	1	
10	33034-000	** BLOCK - Rubber	1	
15	31637-002	** PLATE - Heated Glass Panel	1	
20	31637-003	** PLATE - Heated Glass Panel (Reference Piper Service Bulletin 1042, latest revision)	1	
25	78180-002	SKIRT - Glass Panel, Hinge	1	
30	87429-002	PLATE ASSY - Heated Glass Receptacle	1	
35	63900-177	BUSHING	1	
35A	63900-178	BUSHING	1	
40	83711-002	RECEPTACLE ASSY - Windshield Panel	1	3449001 and up
45	564-002	CIRCUIT BREAKER - (15 amp) Windshield Heat	1	
50	454-732	CIRCUIT BREAKER - (10 amp) Surf De-Ice	1	
55	454-738	CIRCUIT BREAKER - (5 amp) Ice Light	1	
60	564-002	CIRCUIT BREAKER - (15 amp) Stall Warning	1	
65	454-764	CIRCUIT BREAKER - (25 amp) Prop De-ice (2-blade) (See Figure 86)	REF	3447001 thru 3447029
65	564-002	CIRCUIT BREAKER - (20 amp) Prop De-ice (2-blade) (See Figure 86A and 86B)	REF	3449001 and up
70	454-763	CIRCUIT BREAKER - (35 amp) Prop De-ice (3-blade) (See Figure 86)	REF	3447001 thru 3447029
70	454-797	CIRCUIT BREAKER - (20 amp) Prop De-ice (3-blade) (See Figure 86A and 86B)	REF	3449001 and up

- ITEM NOT ILLUSTRATED

When ordering, always specify Part Number, Description, and Serial Number of Aircraft

**PIPER AIRCRAFT, INC.
PA-34-220T
AIRPLANE PARTS CATALOG**

THIS PAGE INTENTIONALLY LEFT BLANK

**PIPER AIRCRAFT, INC.
PA-34-220T
AIRPLANE PARTS CATALOG**

**SECTION XIII
ELECTRONICS GROUP**

PIPER AIRCRAFT, INC.
PA-34-220T
AIRPLANE PARTS CATALOG

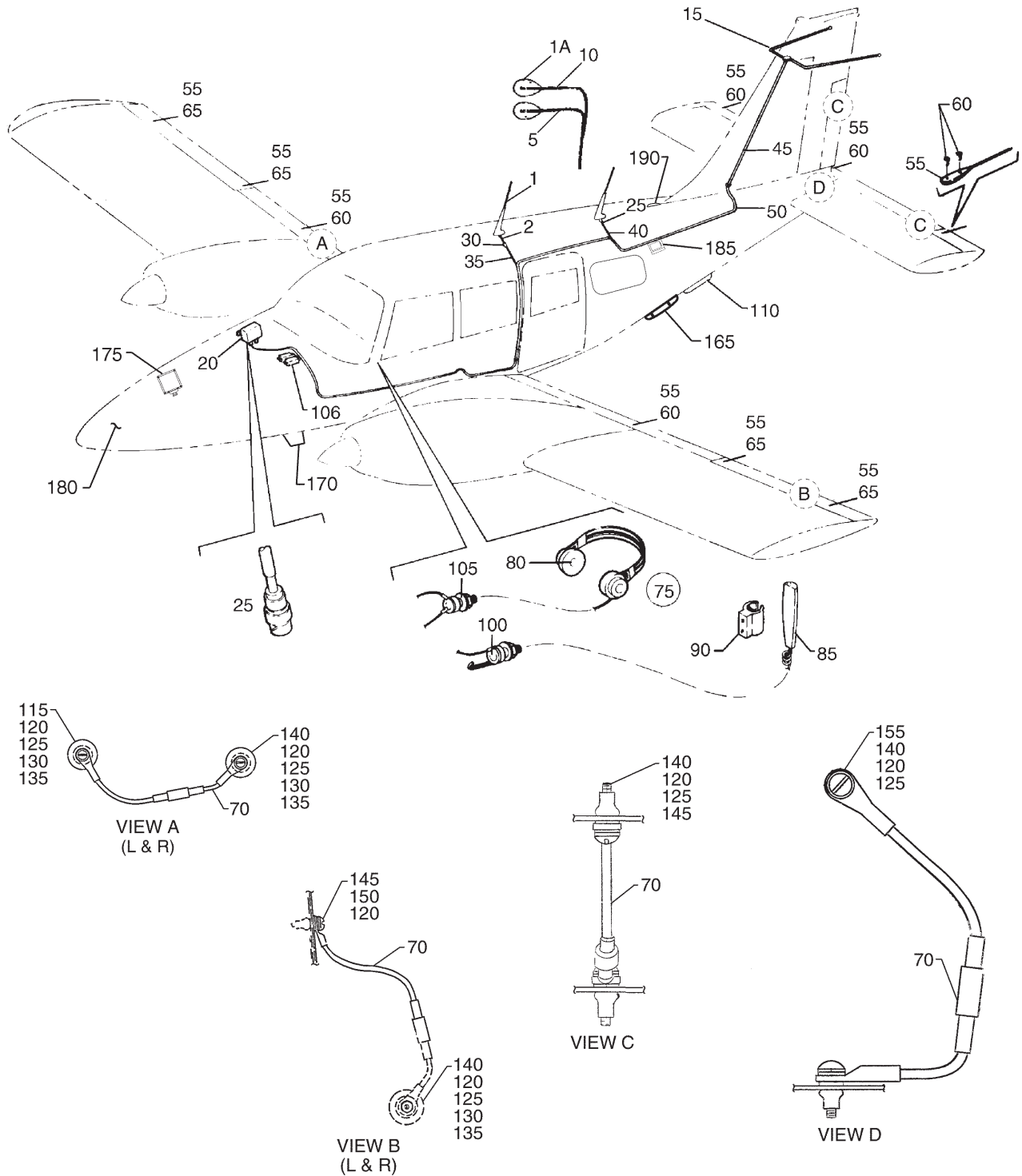


Figure 97. Radio Antenna System and Static Wicks Installation

PIPER AIRCRAFT, INC.
PA-34-220T
AIRPLANE PARTS CATALOG

Figure and Index Number	Part Number	Nomenclature	No. Req.	Serial Numbers Affected
97-	06305 (BF) 87275 (C)	DRAWING - Avionics Optional Equipment Installation DRAWING - Radio Antenna System Installation		3447001 thru 3447029; 3449001 thru 3449151 3449152 and up
	101273 (E) 69667 (M) 79036 (S) 39777 (E) 101007 (B)	DRAWING - GPS Antenna Installation DRAWING - Static Wick and Electrical Bonding Installation DRAWING - System Kit Side Console Mic and Headphone Installation DRAWING - King KMA System Installation DRAWING - Audio Amp/Intercom Installation		3447001 thru 3447029 3447001 thru 3447029; 3449001 thru 3449151 3449152 and up
	101385 (C) 39737 (C) 101814 (M)	DRAWING - Audio Amp/Intercom Installation DRAWING - Marker Beacon Installation DRAWING - Avionics System Installation		3449311, 3449323, 3449326 thru 3449458 (with Entegra)
	107350 (B)	DRAWING - G600 Avionics Installation		3449410 and up (with G600)
	107353	DRAWING - Stormscope System Installation		3449410 thru 3449458 (with G600)
	107355	DRAWING - WX Radar System Installation		3449410 thru 3449458 (with G600)
	107351 107354	DRAWING - ADF System Installation DRAWING - XM Radio System Installation		3449410 thru 3449458 (with G600)
1	596-664	ANTENNA - VHF Communication, Comm 2	2	3447001 thru 3447029; 3449001 thru 3449151; 3449410 and up (with G600)
1	683-725	ANTENNA ASSY - Comm 1	1	
1A	-----	ANTENNA KIT - (Garmin 010-10040-01) (See Note 1)	2	3449152 thru 3449397
1A	-----	ANTENNA KIT - GA35 (GPS) (Garmin 013-00235-00) (See Note 1)	2	3449398 thru 3449458 (Entegra/WAAS/G600)
2	101771-012	COAX ASSY - Coupler to Antenna	1	3449311, 3449323, 3449326 thru 3449458 (with Entegra)
2	101266-005	COAX CABLE ASSY - Comm 1	1	
2	101265-006	COAX ASSY - Comm 2	1	3449410 thru 3449458 (with G600)
5	101265-005	COAX ASSY - GNS-430 GPS 1	1	3449152 thru 3449310, 3449312 thru 3449322, 3449324, 3449325 (without Entegra)
5	102302-003	COAX ASSY - GPS 1	1	3449311, 3449323, 3449326 thru 3449458 (with Entegra)
5	101918-011	COAX ASSY - GPS 1	1	3449398 and up (Entegra/WAAS/G600)
10	101266-004	COAX ASSY - GNS-430 GPS 2	1	3449152 thru 3449310, 3449312 thru 3449322, 3449324, 3449325 (without Entegra)
10	102303-003	COAX ASSY - GPS 2	1	3449311, 3449323, 3449326 thru 3449458 (with Entegra)
10	101918-012	COAX ASSY - GPS 2	1	3449398 thru 3449458 (Entegra/WAAS/G600)

- ITEM NOT ILLUSTRATED

When ordering, always specify Part Number, Description, and Serial Number of Aircraft

PIPER AIRCRAFT, INC.
PA-34-220T
AIRPLANE PARTS CATALOG

Figure and Index Number	Part Number	Nomenclature	No. Req.	Serial Numbers Affected
97-15	451-802	ANTENNA ASSY - Omni Receiving	1	3447001 thru 3447029; 3449001 thru 3449151; 3449410 (with G600)
-15A	454-930	CLAMP	1	
-15B	408-105	LOCK WASHER - (MS35335-31)	1	
-15C	415-544	SCREW - (MS35206-244)	1	
20	556-753	COUPLER - Dual Nav-Com with Dual Glide Slope	1	3447001 thru 3447029; 3449001 thru 3449151; 3449410 thru 3449458 (with G600)
-20A	101265-007	COAX CABLE ASSY	4	
25	581-043	CONNECTOR - BNC Type	2	3447001 thru 3447029; 3449001 thru 3449151
30	555-786	CONNECTOR - BNC Type	1	3447001 thru 3447029; 3449001 thru 3449151
35	99610-000	CABLE ASSY - Transmitting	1	3447001 thru 3447029; 3449001 thru 3449151
40	99610-002	CABLE ASSY - Transmitting	1	3447001 thru 3447029; 3449001 thru 3449151
45	65192-013	CABLE ASSY - Receiving	1	3447001 thru 3447029; 3449001 thru 3449151; 3449410 thru 3449458 (with G600)
50	38390-002	CABLE ASSY - Antenna	1	3447001 thru 3447029; 3449001 thru 3449151; 3449410 thru 3449458 (with G600)
55	494-678	WICK - Static	9	
60	415-520	SCREW - (MS35206-230)	10	
-60A	407-041	LOCKWASHER - (MS35338-41)	10	
-60B	603-374	RIVNUT - (MS27130S7K)	6	
65	415-521	SCREW - (MS35206-231)	8	
-65A	407-041	LOCKWASHER - (MS35338-41)	8	
-65B	603-374	RIVNUT - (MS27130S7K)	8	
70	469-600	JUMPER ASSY - Lightning Protection	7	
75	68856-012	MICROPHONE AND HEADPHONE KIT	1	
80	464-362	* HEADPHONE	1	3447001 thru 3447029; 3449001 thru 3449041
80	692-205	* HEADPHONE	1	3449042 and up
85	474-642	* MICROPHONE - Telex	1	
90	565-523	* HOLDER - Microphone Telex	1	
-95	101384-002	HARNESS ASSY - Audio Amp Intercom	1	3449152 thru 3449458
-95	83399-003	HARNESS ASSY - Audio (Dual Boom Mic)	1	3447001 thru 3447029
-95	101008-002	HARNESS ASSY - Audio Amp Intercom	1	3447001 thru 3447029; 3449001 thru 3449151
100	468-002	* JACK - MIC	2	
105	468-006	* JACK - Phone	2	
106	686-822	* RELAY - Dual Boom Mic (HE422C2450)	2	3447001 thru 3447029
110	597-893	ANTENNA - Marker Beacon	1	
-110A	411-532	SCREW - (MS35207-263)	4	
-110B	690-616	WASHER - (NAS1149FN832P)	4	
-110C	407-095	WASHER - (MS35338-138)	4	
-110D	404-558	NUT - (MS21045-8)	4	
115	415-518	SCREW - (MS35206-228)	2	

- ITEM NOT ILLUSTRATED

When ordering, always specify Part Number, Description, and Serial Number of Aircraft

PIPER AIRCRAFT, INC.
PA-34-220T
AIRPLANE PARTS CATALOG

Figure and Index Number	Part Number	Nomenclature	No. Req.	Serial Numbers Affected
97-				
120	407-041	WASHER - (MS35338-41)	AR	
125	690-639	WASHER - (NAS1149FN616P)	AR	
130	690-652	WASHER - (NAS1149DN616H)	4	
135	404-528	NUT - (MS21042-06)	AR	
140	415-521	SCREW - (MS35206-231)	AR	
145	603-374	RIVNUT - (MS27130S7K)	AR	
150	415-520	SCREW - (MS35206-230)	2	
155	506-903	RIVNUT - (MS27130S8K)	1	
-160	601-203	RADIO - KR-87 ADF (See Figures 44B and 44C)	REF	3449311, 3449323, 3449326 and up (Entegra/WAAS)
165	598-184	ANTENNA - ADF (Honeywell)	1	3449311, 3449323, 3449326 and up (Entegra/WAAS)
-165A	39808-002	DOUBLER ASSY - ADF Antenna	1	3449311, 3449323, 3449326 and up (Entegra/WAAS)
170	-----	ANTENNA ASSY - (Garmin 010-10160-00) (See Note 1)	1	
-170A	102328-007	DOUBLER - Antenna	1	
-170B	405-457	NUT - (MS35649-282)	2	
-170C	408-105	LOCK WASHER - (MS35335-31)	2	
175	602-318	SUMMING AMPLIFIER	1	3449410, 3449415 thru 3449419, 3449421 thru 3449458 (with G600)
-175A	411-497	SCREW - (MS35207-228)	1	
180	652-623	KIT - GWX 68 Installation	1	3449410 and up (with G600)
-180A	-----	WEATHER RADAR - GWX - 68 WXR (Garmin 010-00299-00) (See Note 1)	1	3449410 and up (with G600)
-180B	37906-000	BEAM ASSY	1	3449410 and up (with G600)
-180C	37918-002	CLIP ASSY	2	3449410 and up (with G600)
185	652-668	KIT - GDL 69A Receiver Install	1	
-185A	692-915	DATALINK - GDL 69eA Receiver	1	
190	683-736	ANTENNA - XM	1	
-190A	104109-003	DOUBLER	1	
-190B	520-064	SCREW - (MS27039C0812)	4	
-190C	690-618	WASHER - (NAS1149FN816P)	4	
-190D	404-529	NUT - (MS21042-08)	4	
195	601-225	KIT - ANTENNA - Stormscope (Part of Stormscope Kit 72496-279)	1	3449410 and up (with G600)
-195A	104430-002	DOUBLER - Plate Assy	1	3449410 and up (with G600)
-195B	454-736	CIRCUIT BREAKER - Stormscope (3 amp)	1	3449410 and up (with G600)

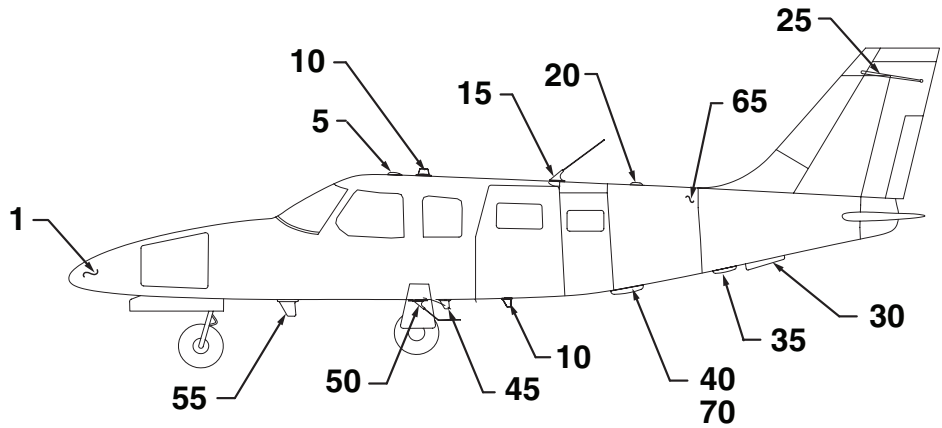
NOTES:

1. MANUFACTURER'S PART NUMBERS ARE INCLUDED FOR REFERENCE ONLY. CONTACT MANUFACTURER FOR SERVICE OR REPLACEMENT.

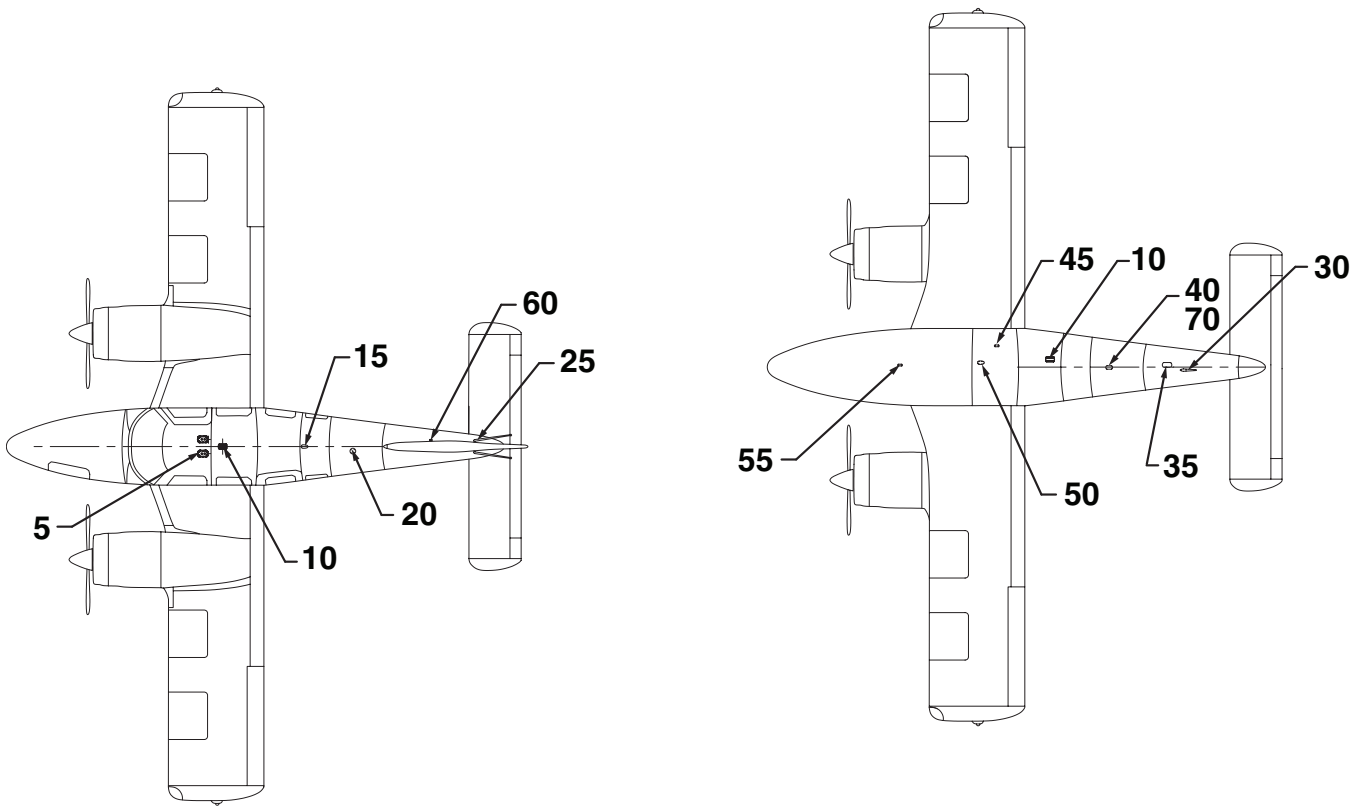
- ITEM NOT ILLUSTRATED

When ordering, always specify Part Number, Description, and Serial Number of Aircraft

PIPER AIRCRAFT, INC.
PA-34-220T
AIRPLANE PARTS CATALOG



SIDE VIEW



TOP VIEW

BOTTOM VIEW

Figure 97A. Antenna Locator Seneca V G1000
 (Serial Numbers 3449459, 3449467 and up)
 (Sheet 1 of 6)

PIPER AIRCRAFT, INC.
PA-34-220T
AIRPLANE PARTS CATALOG

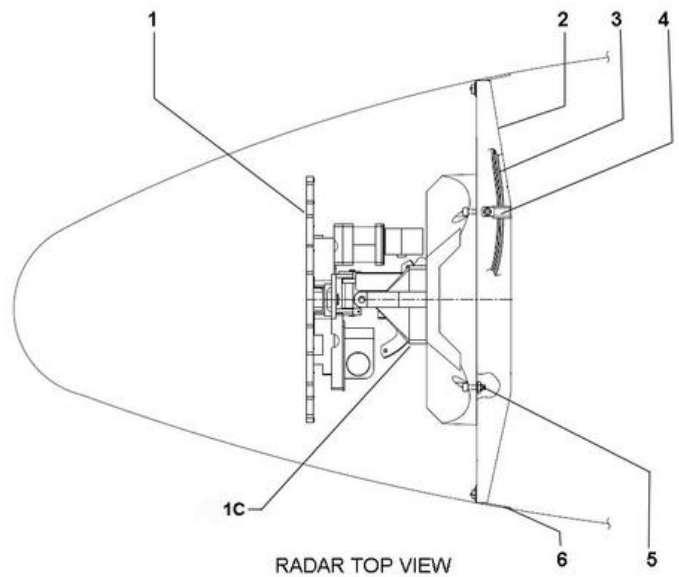
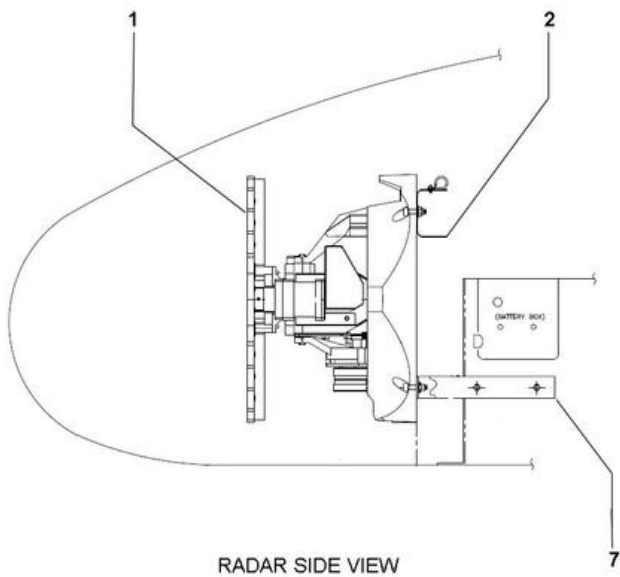
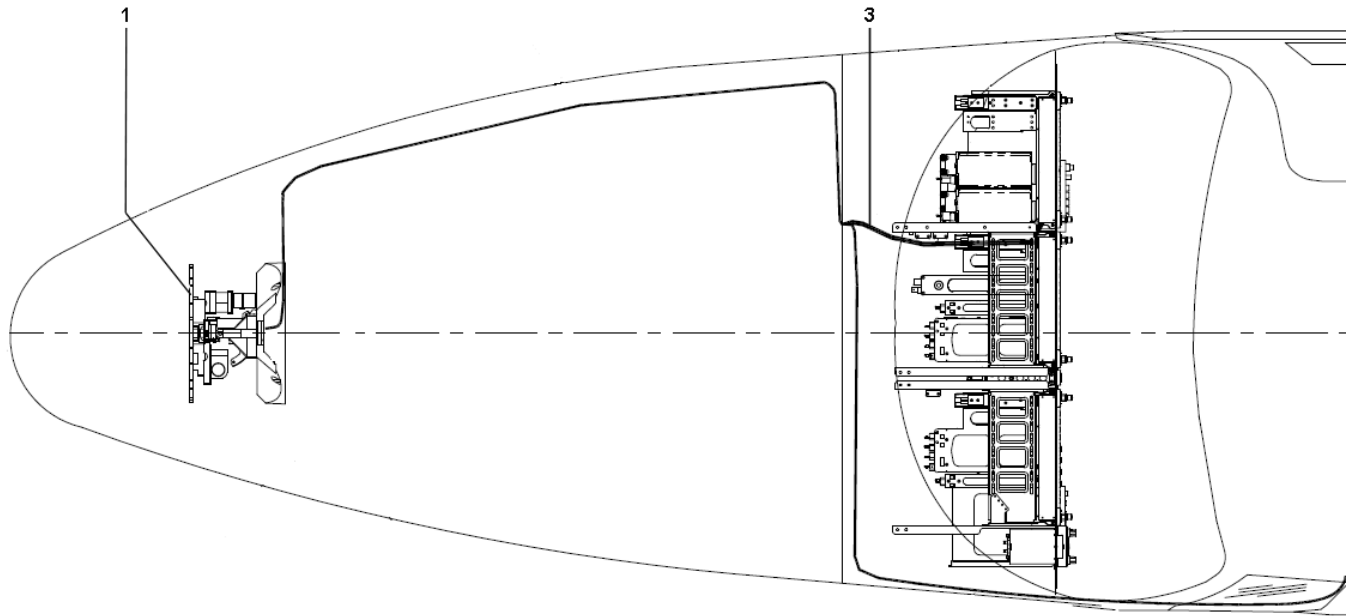
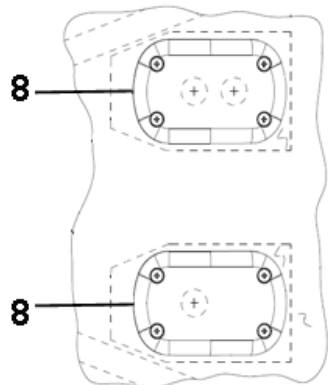


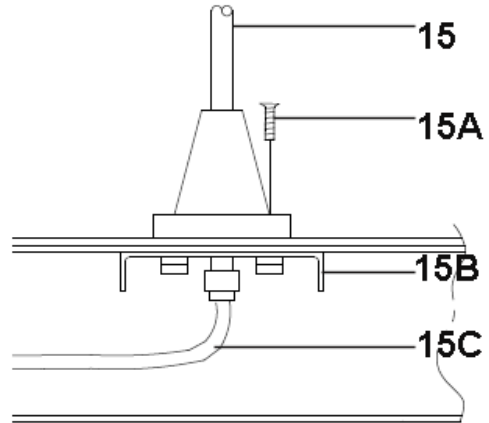
Figure 97A. Antenna Locator Seneca V G1000
(Serial Numbers 3449459, 3449467 and up)
(Sheet 2 of 6)

PIPER AIRCRAFT, INC.
PA-34-220T
AIRPLANE PARTS CATALOG

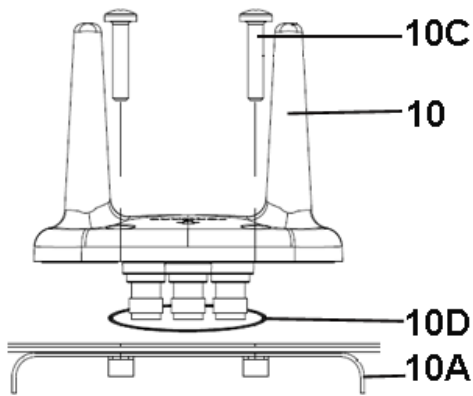


GPS ANTENNA INSTALLATION
 LOOKING DOWN

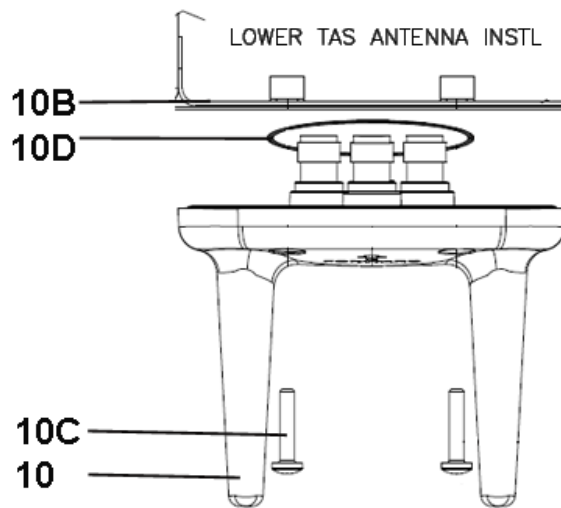
FWD ←



COMM 2 ANTENNA
 (LOOKING AFT)



UPPER TAS ANTENNA INSTL



LOWER TAS ANTENNA INSTL

Figure 97A. Antenna Locator Seneca V G1000
 (Serial Numbers 3449459, 3449467 and up)
 (Sheet 3 of 6)

PIPER AIRCRAFT, INC.
PA-34-220T
AIRPLANE PARTS CATALOG

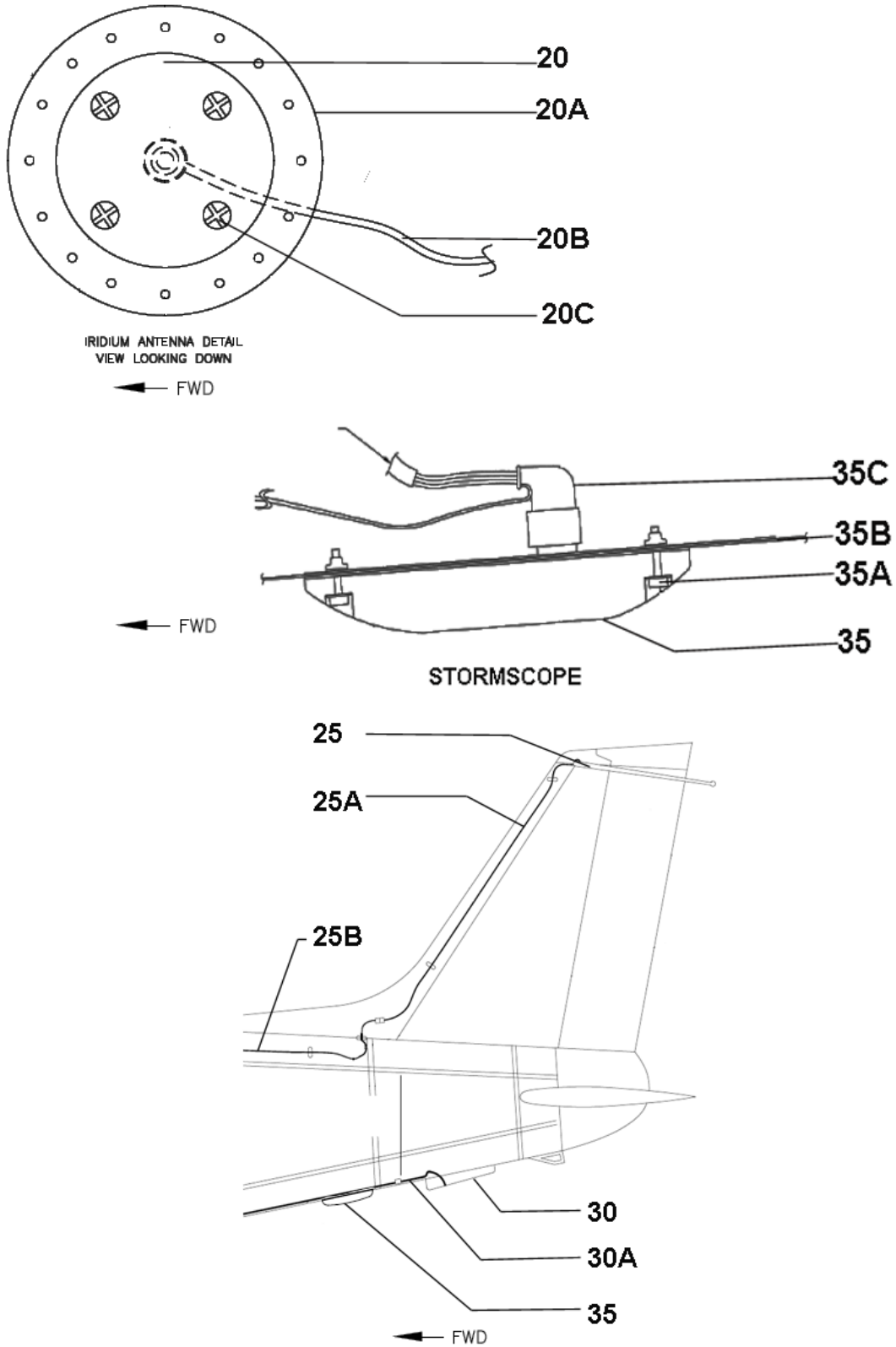
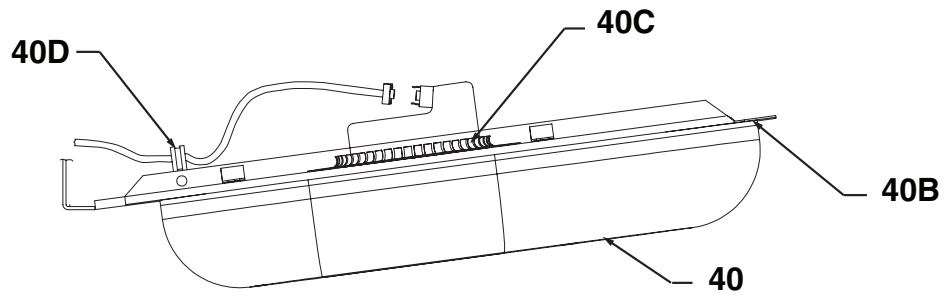


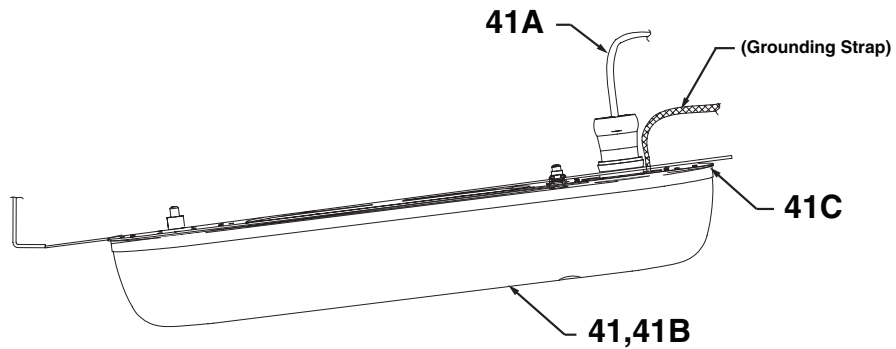
Figure 97A. Antenna Locator Seneca V G1000
 (Serial Numbers 3449459, 3449467 and up)
 (Sheet 4 of 6)

PIPER AIRCRAFT, INC.
PA-34-220T
AIRPLANE PARTS CATALOG



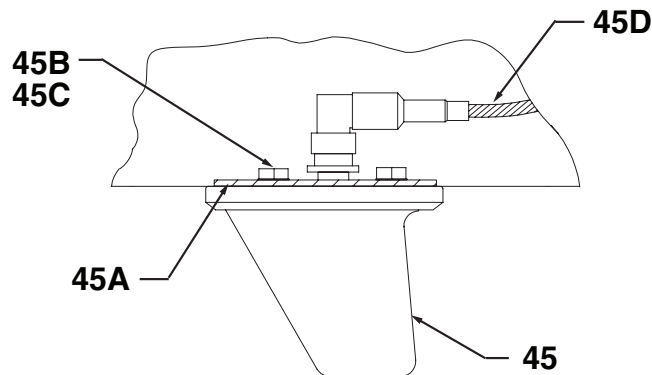
←
FWD

ADF KA-44B ANTENNA



←
FWD

ADF RA-3502 ANTENNA



←
FWD

KA-61 ANTENNA

Figure 97A. Antenna Locator Seneca V G1000
 (Serial Numbers 3449459, 3449467 and up)
 (Sheet 5 of 6)

**PIPER AIRCRAFT, INC.
PA-34-220T
AIRPLANE PARTS CATALOG**

Figure 97A. Antenna Locator Seneca V G1000
(Serial Numbers 3449459, 3449467 and up)
(Sheet 6 of 6)

PIPER AIRCRAFT, INC.
PA-34-220T
AIRPLANE PARTS CATALOG

Figure and Index Number	Part Number	Nomenclature	No. Req.	Serial Numbers Affected
97A-	107256 (A) 107250 (L)	DRAWING - Antenna Locator PA - 34 - 220T with G1000 DRAWING - System Installation - G1000 Avionics		3449459, 3449467 and up 3449459, 3449467 thru 3449508
	34W34A000 34F34A000 (B) 107270 (R)	DRAWING - System Installation – Avionics, Left and Right Wing DRAWING - System Installation – Avionics Fuselage DRAWING - Electrical Installation Seneca V - G1000		3449509 and up 3449509 and up 3449459, 3449467 thru 3449508
	107326 (B) 107266 107265 (E) 107264 (B)	DRAWING - System Installation - Stormscope - WX - 500 DRAWING - System Installation - Iridium GSR - 56 DRAWING - System Installation - G1000 XM DRAWING - System Installation - GWX - 68 WXR		3449459, 3449467 and up 3449459, 3449467 and up 3449459, 3449467 and up 3449459, 3449467 thru 3449508
	34F34A011 (B) 107263 (C) 107262	DRAWING - System Installation – GWX-75 DRAWING - System Installation - GTS - 825 TAS DRAWING - System Installation - ADF (KR - 87)		3449509 and up 3449459, 3449467 and up 3449459, 3449467 thru 3449508
	34F34A007 107261 (B) 107255 (C) 106648 (G)	DRAWING - System Installation – RA-3502 ADF DRAWING - System Installation - KN63 DME DRAWING - System Installation - EFD 1000 DRAWING - System Installation - ELT		3449509 and up 3449459, 3449467 and up 3449459, 3449467 and up 3449459, 3449467 thru 3449508
	39737 (C)	DRAWING - Antenna Installation - Marker Beacon		
1	-----	WEATHER RADAR - GWX - 68 WXR (Garmin 010-00299-00) (See Note 1)	1	3449459, 3449467 thru 3449508
1	-----	WEATHER RADAR - GWX-75 (Garmin 011-03997-00) (See Note 1)	1	3449509 and up
-1A	-----	ANTENNA - Radar 10 inch GWX-75 (Garmin 117-00254-00)	1	3449509 and up
-1B	34F34A011-002	BRAID ASSY	1	3449509 and up
1C	-----	GWX MOUNTING ADAPTER KIT (Garmin 011-02545-00) (See Note 1)	1	3449509 and up
2	37906-000	BEAM ASSY	1	
3	107247-002	HARNESS ASSY - GWX - 68 WXR	1	3449459, 3449467 and up
3	34F34A012-001	HARNESS ASSY - GWX-75	1	3449509 and up
-3A	107872-005	SHIELD ASSY (RADAR) (PRT)	1	3449459, 3449492 and up
-3A	107872-009	SHIELD ASSY (RADAR) (WAS)	1	3449459, 3449492 and up
-3B	487-608	STRAP	1	
-3C	411-536	SCREW - (MS35206-246)	1	3449459, 3449492 and up
-3D	690-616	WASHER - (NAS1149FN832P)	1	
-3E	408-105	LOCK WASHER - (MS35335-31)	1	3449459, 3449492 and up
-3F	404-489	NUT - (MS21044N08)	1	3449459, 3449492 and up
4	454-930	CLAMP	1	
-4A	411-532	SCREW - (MS35207-263)	1	
-4B	690-609	WASHER - (NAS1149F0332P)	1	
5	-----	SCREW - (1/4-28x1) (Garmin 211-64214-22) (See Note 1)	2	
-5A	67977-002	INSULATOR	1	3449459, 3449467 and up
-5B	690-613	WASHER - (NAS1149F0432P)	AR	
-5C	404-530	NUT - (MS21042-04)	2	
6	37918-002	CLIP ASSY	2	
-6A	411-548	SCREW - (MS35207-279)	2	
-6B	181-328	CLOTH	AR	
7	37904-002	BRACKET ASSY	1	3449459, 3449467 and up
-7A	411-535	SCREW - (MS35206-245)	4	
-7B	690-616	WASHER - (NAS1149FN832P)	4	

- ITEM NOT ILLUSTRATED

When ordering, always specify Part Number, Description, and Serial Number of Aircraft

PIPER AIRCRAFT, INC.
PA-34-220T
AIRPLANE PARTS CATALOG

Figure and Index Number	Part Number	Nomenclature	No. Req.	Serial Numbers Affected
97A-				
-7C	404-529	NUT - (MS21042-08)	4	
8	-----	ANTENNA - GA36 - Antenna - GPS 1 (Garmin 013-00244-00) (See Note 1)	1	3449459, 3449467 and up
8A	-----	ANTENNA - GA37 - Antenna - GPS/XM 2 (Garmin 013-00245-00) (See Note 1)	1	3449459, 3449467 and up
-8B	107383-003	DOUBLER - GPS	2	3449459, 3449467 and up
-9	107306-006	CABLE ASSY - GPS 1	1	3449459, 3449467 and up
-9A	107306-007	CABLE ASSY - GPS 2	1	3449459, 3449467 and up
-9B	107306-013	CABLE ASSY - XM	1	3449459, 3449467 and up
10	-----	ANTENNA G58 TNS - TAS Antenna (Upper and Lower) (Garmin 011-01346-02) (See Note 1)	2	
10A	107294-003	DOUBLER - Upper TAS	1	3449459, 3449467 and up
10B	107381-004	DOUBLER - LowerTAS	1	3449459, 3449467 and up
10C	-----	SCREW - (No. 8-32 PHP x .75) (Garmin 211-60209-16) (See Note 1)	4	
10D	-----	O-RING - (MS28775-147) (Garmin 251-20147-00) (See Note 1)	2	
-10E	107306-015	CABLE ASSY - Traffic - Upper TAS	1	3449459, 3449467 and up
-10F	107306-016	CABLE ASSY - Traffic - Upper TAS	1	3449459, 3449467 and up
-10G	107306-017	CABLE ASSY - Traffic - Upper TAS	1	3449459, 3449467 and up
-10H	107306-018	CABLE ASSY - Traffic - Upper TAS	1	3449459, 3449467 and up
-10J	107306-019	CABLE ASSY - Traffic - Lower TAS	1	3449459, 3449467 and up
-10K	107306-020	CABLE ASSY - Traffic - Lower TAS	1	3449459, 3449467 and up
-10L	107306-021	CABLE ASSY - Traffic - Lower TAS	1	3449459, 3449467 and up
-10M	107306-022	CABLE ASSY - Traffic - Lower TAS	1	3449459, 3449467 and up
-10N	107246-002	HARNESS ASSY - GTS-825 TAS	1	3449459, 3449467 thru 3449508
-10P	107246-003	HARNESS ASSY - GTS-825 TAS	1	3449509 and up
15	596-664	ANTENNA - COMM 2 - (CI-121)	1	3449459, 3449467 and up
15A	414-740	SCREW - (MS24693-C29)	4	
15B	99813-003	ANTENNA - Doubler Forward	1	
15C	107306-003	CABLE ASSY - Coaxial COMM 2	1	3449459, 3449467 and up
20	683-755	ANTENNA - Iridium GSR - 56	1	3449459, 3449467 and up
20A	107293-003	DOUBLER	1	3449459, 3449467 and up
20B	107306-023	CABLE ASSY - Iridium	1	3449459, 3449467 and up
-20B	107249-002	HARNESS ASSY - Iridium	1	3449459, 3449467 and up
20C	416-795	SCREW -(MS24693-S276)	4	
25	451-802	ANTENNA - NAV Omni Receiving	1	
25A	65192-013	COAX CABLE ASSY	1	3449459, 3449467 and up
25B	107306-012	CABLE ASSY - NAV	1	3449459, 3449467 and up
-25C	454-930	CLAMP	1	
-25D	408-105	LOCK WASHER - (MS35335-31)	1	
-25E	415-544	SCREW - (MS35206-244)	1	
30	597-893	ANTENNA - Marker Beacon	1	
-30A	107306-002	CABLE ASSY - Marker Beacon	1	3449459, 3449467 and up
35	601-225	STORMSCOPE - WX - 500	1	
35A	601-227	SCREWS/WASHERS - (Part of Kit 817-11500-001)	2	
35B	601-227	GASKET - (Part of Kit 817-11500-001)	1	
35C	653-688	CABLE ASSY	1	
-35D	107347-002	HARNESS ASSY - Stormscope	1	3449459, 3449467 and up
-35E	104430-002	DOUBLER ASSY	1	
40	598-184	ANTENNA ADF- KA-44B (Part Of KIT PS50040-20-13)	1	
-40A	107245-002	HARNESS ASSY - ADF	1	3449459, 3449467 and up
40B	-----	GASKET - (Part Of KIT PS50040-20-13)	1	
40C	39808-002	DOUBLER ASSY ADF	1	3449459, 3449467 and up
40D	454-929	CLAMP	1	

- ITEM NOT ILLUSTRATED

When ordering, always specify Part Number, Description, and Serial Number of Aircraft

PIPER AIRCRAFT, INC.
PA-34-220T
AIRPLANE PARTS CATALOG

Figure and Index Number	Part Number	Nomenclature	No. Req.	Serial Numbers Affected
97A-				
-40E	415-544	SCREW - (MS35206-244)	1	
-40F	404-529	NUT - (MS21042-08)	1	
-40G	107289-002	EQUIPMENT SHELF	1	3449459, 3449467 and up
41	683-740	ANTENNA - AN 3500 ADF	1	3449509 and up
41A	34F34A008-001	HARNESS ASSY - ADF	1	3449509 and up
41B	416-393	SCREW - (MS27039-1-27)	3	3449509 and up
41C	34F530005-001	STIFFENER ASSY	1	3449509 and up
-41D	415-535	SCREW - (MS35206-245)	1	
45	683-739	ANTENNA - KA61	1	3449459, 3449467 and up
45A	-----	DOUBLER - (Part of Kit 071-00221-0010)	1	
45B	-----	NUT - (Part of Kit 071-00221-0010)	2	
45C	690-616	WASHER	2	
45D	107306-014	CABLE ASSY - DME	1	3449459, 3449467 and up
50	683-725	ANTENNA - COMM 1 (PS 50040-18-6)	1	
50A	107306-005	CABLE ASSY - Coaxial COMM 1	1	3449459, 3449467 and up
50B	101312-003	ANTENNA - Doubler	1	3449459, 3449467 and up
50C	414-783	SCREW (MS24693-C51)	4	
55	683-724	ANTENNA KIT - XPDR	1	
55A	107306-011	CABLE ASSY - XPDR	1	3449459, 3449467 and up
55B	405-457	NUT	2	
55C	408-105	LOCK WASHER - (MS35335-31)	2	
55D	102328-007	DOUBLER	1	
60	-----	ANTENNA - ELT Whip (Part of Kit PS50040-32-6)	1	3449459, 3449467 and up
60A	78740-002	DOUBLER	1	3449459, 3449467 and up
60B	106644-011	HARNESS ASSY - ELT	1	3449459, 3449467 and up
65	652-699	REMOTE INSTALLATION KIT - GDL 69A (PS50194-42) (Garmin 010-00588-00) (See Note 1)	1	3449459, 3449467 and up
-65A	-----	RECEIVER - GDL 69eA (PS50193-72) (Garmin 011-03177-10) (See Note 1)	1	3449459, 3449467 and up
70	601-250	ADF RECEIVER - Remote	1	3449509 and up
-70A	601-251	RMI CONVERTER - ADF	1	3449509 and up

NOTES:

1. MANUFACTURER'S PART NUMBERS ARE INCLUDED FOR REFERENCE ONLY. CONTACT MANUFACTURER FOR SERVICE OR REPLACEMENT.

- ITEM NOT ILLUSTRATED

When ordering, always specify Part Number, Description, and Serial Number of Aircraft

**PIPER AIRCRAFT, INC.
PA-34-220T
AIRPLANE PARTS CATALOG**

THIS PAGE INTENTIONALLY LEFT BLANK

PIPER AIRCRAFT, INC.
PA-34-220T
AIRPLANE PARTS CATALOG

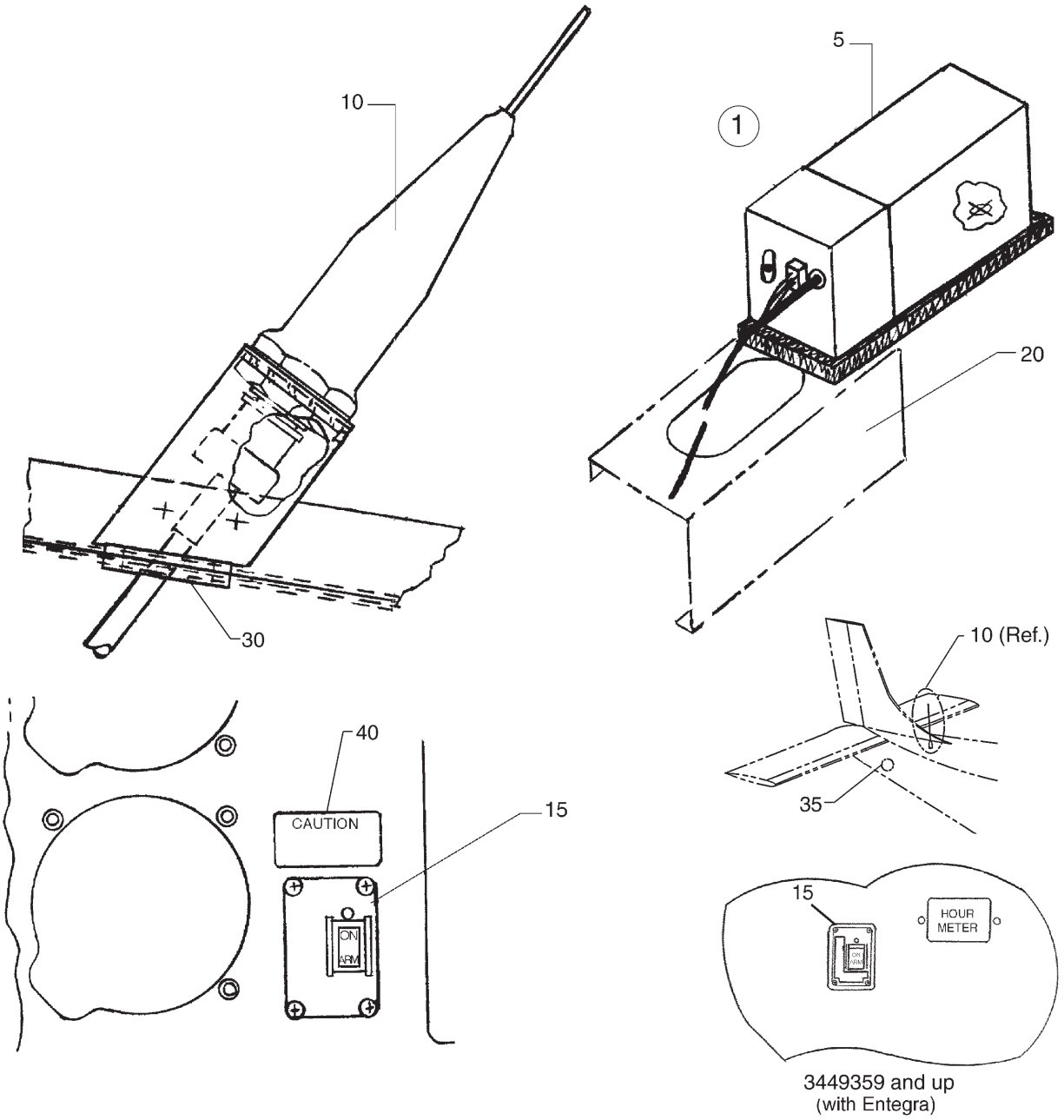


Figure 98. Emergency Locator Transmitter Installation (ELT 110-4/ME-406)

PIPER AIRCRAFT, INC.
PA-34-220T
AIRPLANE PARTS CATALOG

Figure and Index Number	Part Number	Nomenclature	No. Req.	Serial Numbers Affected
98-	06327 (AC)	DRAWING - ELT Installation (110-4)		3447001 thru 3447029 3449001 thru 3449160, 3449162 thru 3449300
	106648 (G)	DRAWING - ELT Installation (ME-406)		3449161, 3449301 thru 3449508
1	599-515	KIT - ELT 110-4 (with caution placard)	1	
1	651-673	KIT - ELT 110-4 (optional, without xmitter)	1	
1	601-255	KIT - ELT (ME-406)	1	3449161, 3449301 thru 3449508
5	762-128	* TRANSMITTER - ELT (includes mounting bracket) (453-0150)	1	
5	-----	* MAIN ASSY - (453-6603)	1	3449161, 3449301 thru 3449508
-5A	758-696	** BATTERY PACK - Replacement (452-0130) (Reference Piper Service Bulletin 1020, latest revision)	1	
-5B	411-533	* SCREW - (MS35207-264)	4	3449459, 3449467 and up
10	763-063	* ANTENNA - Whip, with inductor (110-324)	1	
10	-----	* ANTENNA - Whip (110-773)	1	3449161, 3449301 thru 3449508
15	766-712	* REMOTE SWITCH KIT - (455-6196)	1	3449161, 3449301 thru 3449508
-15A	602-648	** REMOTE SWITCH - ELT (345-6196-04)	1	3449161, 3449301 thru 3449508
-15B	515-710	** SCREW - ELT Remote Switch	4	
-15C	404-528	** NUT - ELT Remote Switch	4	
20	99887-007	BRACKET ASSY - Emergency Locator Transmitter	1	
-25	06311-010	HARNES ASSY	1	3447001 thru 3447029 3449001 thru 3449160, 3449162 thru 3449300
-25	106644-009	HARNES ASSY	1	3449161, 3449301 thru 3449458 (with Entegra)
-25	106644-011	HARNES ASSY - ELT	1	3449459, 3449467 thru 3449508
30	78740-002	DOUBLER	1	
35	583-102	** PLACARD - E.L.T. LOCATED BEHIND PANEL (35669-105)	1	
40	-----	** ADVISORY LABEL - FOR AVIATION EMERGENCY.... (591-0427, Part of 455-6196 Kit)	1	3447001 thru 3447029 3449001 thru 3449160, 3449162 thru 3449300

- ITEM NOT ILLUSTRATED

When ordering, always specify Part Number, Description, and Serial Number of Aircraft

PIPER AIRCRAFT, INC.
PA-34-220T
AIRPLANE PARTS CATALOG

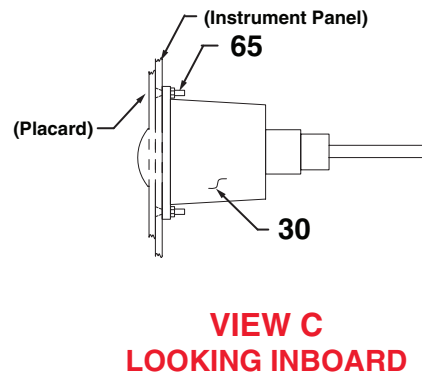
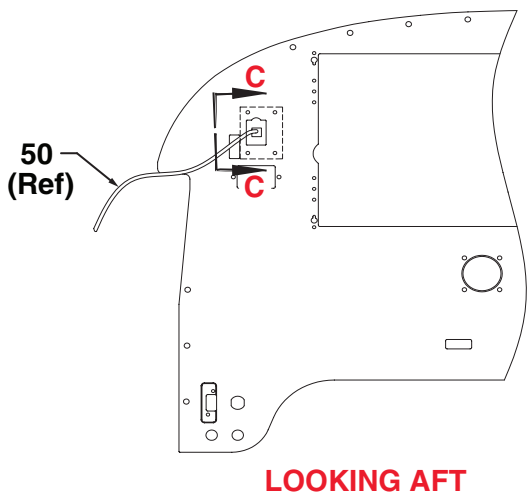
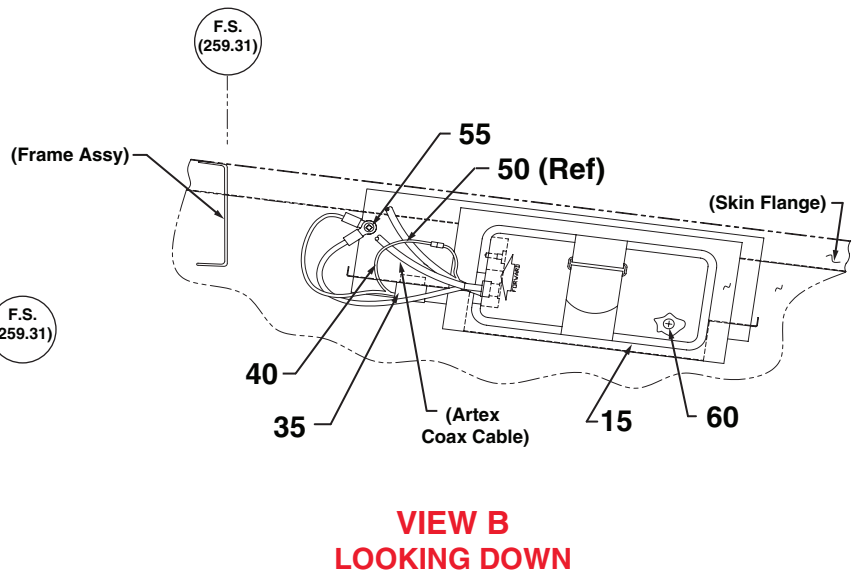
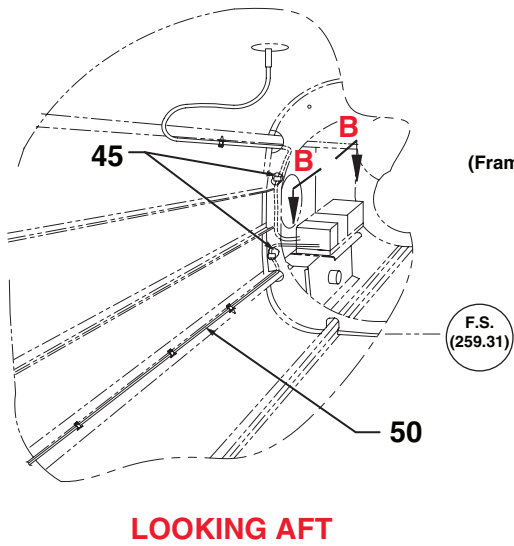
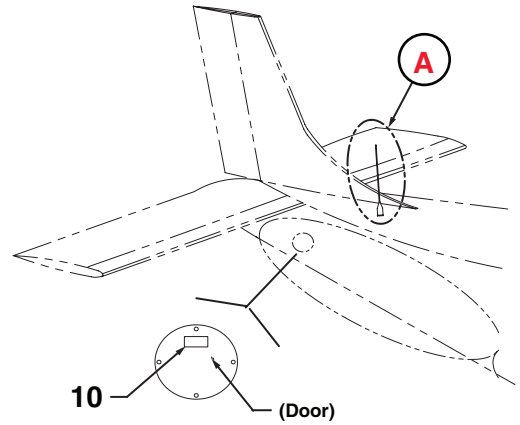
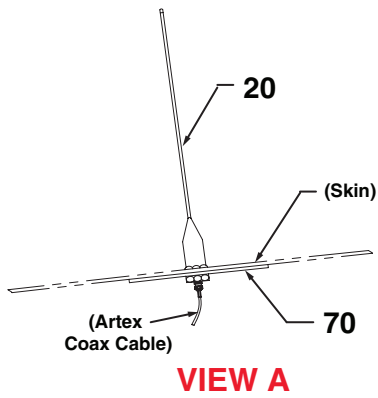


Figure 98A. Emergency Locator Transmitter Installation (G1000 NXi)

PIPER AIRCRAFT, INC.
PA-34-220T
AIRPLANE PARTS CATALOG

Figure and Index Number	Part Number	Nomenclature	No. Req.	Serial Numbers Affected
98A-	34F34A009 (New)	DRAWING - System Installation - ELT		3449509 and up
5	34F34A009-001	SYSTEM INSTALLATION - ELT (G1000 NXi)	REF	3449509 and up
10	583-102	* PLACARD - (35669-105)	1	
15	602-681	* KIT - ELT (PS50040-32-16)	1	
20	-----	** ANTENNA - Whip (110-773) (SEE NOTE 1)	1	
25	-----	** ELT 1000 AND BATTERY - (A3-06-2749-1) (SEE NOTE 1)	1	
-25A	-----	** * BATTERY REPLACEMENT - (452-6504-1) (SEE NOTE 1)	1	
30	-----	** REMOTE SWITCH - ELT (455-7423) (SEE NOTE 1)	1	
35	-----	** BUZZER - ELT Audio Alert (452-6505) (SEE NOTE 1)	1	
40	34F34A010-003	* HARNESS ASSY - ELT 1000 Buzzer	1	
45	692-307	* MOUNT - (PS10017-27-3)	AR	
-45A	488-752	* STRAP - (MS3367-2-9)	AR	
50	34F34A010-002	* HARNESS ASSY - ELT	1	
55	415-518	* SCREW - (MS35206-228)	1	
-55A	690-660	* WASHER - (MS35335-30)	1	
60	411-533	* SCREW - (MS35207-264)	4	
65	514-749	* SCREW - (PS10084-26-2)	4	
-65A	404-528	* NUT - (MS21042-06)	4	
70	78740-002	DOUBLER	REF	

- ITEM NOT ILLUSTRATED

When ordering, always specify Part Number, Description, and Serial Number of Aircraft

PIPER AIRCRAFT, INC.
PA-34-220T
AIRPLANE PARTS CATALOG

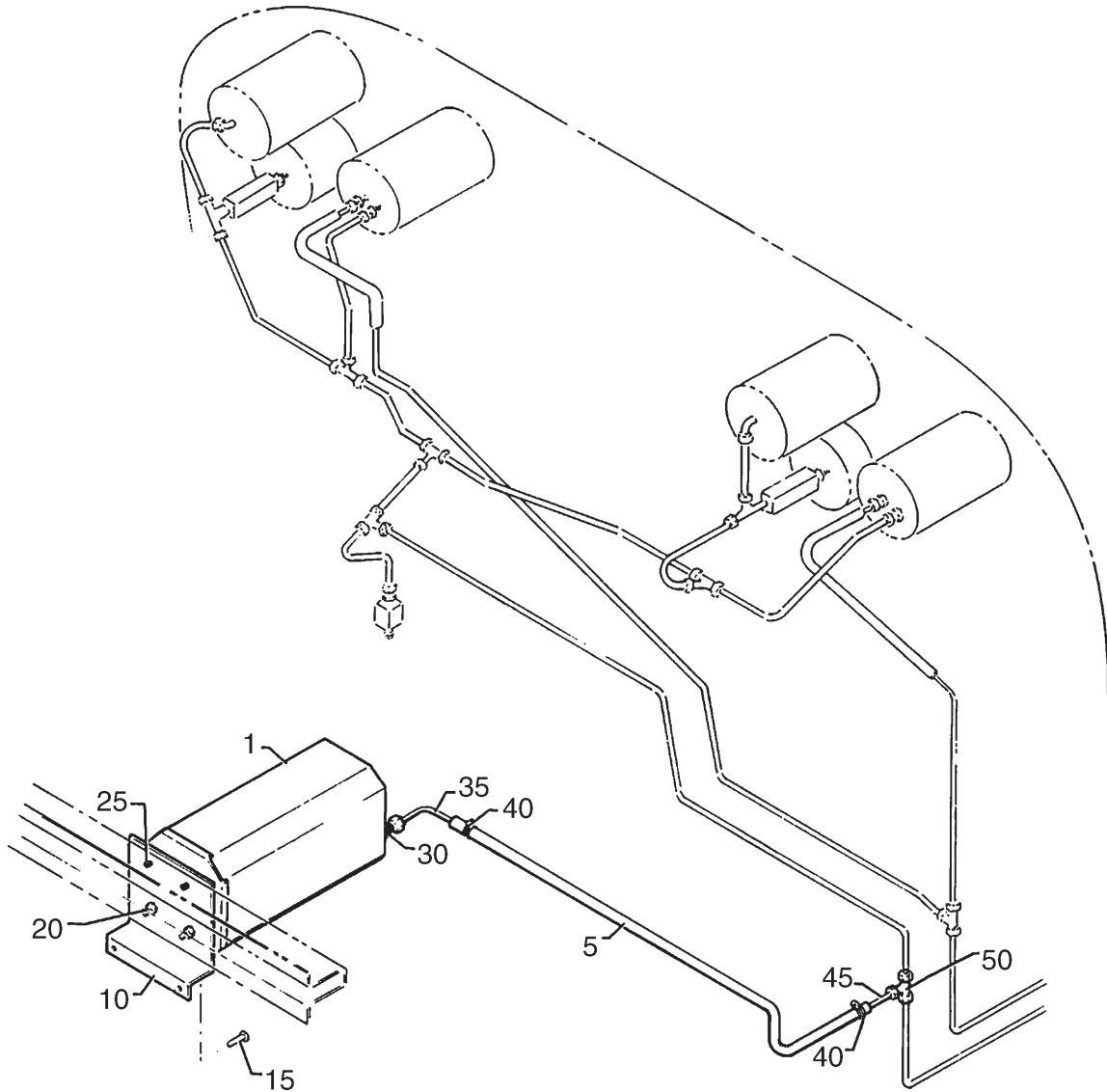


Figure 99. Encoder Installation (Narco AR 850)

**PIPER AIRCRAFT, INC.
PA-34-220T
AIRPLANE PARTS CATALOG**

Figure and Index Number	Part Number	Nomenclature	No. Req.	Serial Numbers Affected
99-	06305 (BF) 37814 (H)	DRAWING - Avionics Optional Equipment Installation DRAWING - Encoder Installation (Narco AR 850)		3447001 thru 3447029; 3449001 thru 3449195
1	599-012	ALTITUDE REPORTER - Narco AR 850	1	
5	63913-115	HOSE	1	
10	37813-002	PLATE ASSY - Mounting	1	
15	415-520	SCREW - (MS35206-230)	2	
-15A	404-528	NUT - (MS21042-06)	2	
20	415-519	SCREW - (MS35206-229)	2	
25	419-648	SCREW - (6 - 3/8, type B)	2	
30	476-647	UNION - (AN816-3D)	1	
35	63211-000	TUBE ASSY - Altitude Reporter	1	
40	554-861	CLAMP	2	
45	79636-004	TUBE ASSY - Altitude Reporter	1	
50	488-315	TEE - (AN824-3D)	1	

- ITEM NOT ILLUSTRATED

When ordering, always specify Part Number, Description, and Serial Number of Aircraft

PIPER AIRCRAFT, INC.
PA-34-220T
AIRPLANE PARTS CATALOG

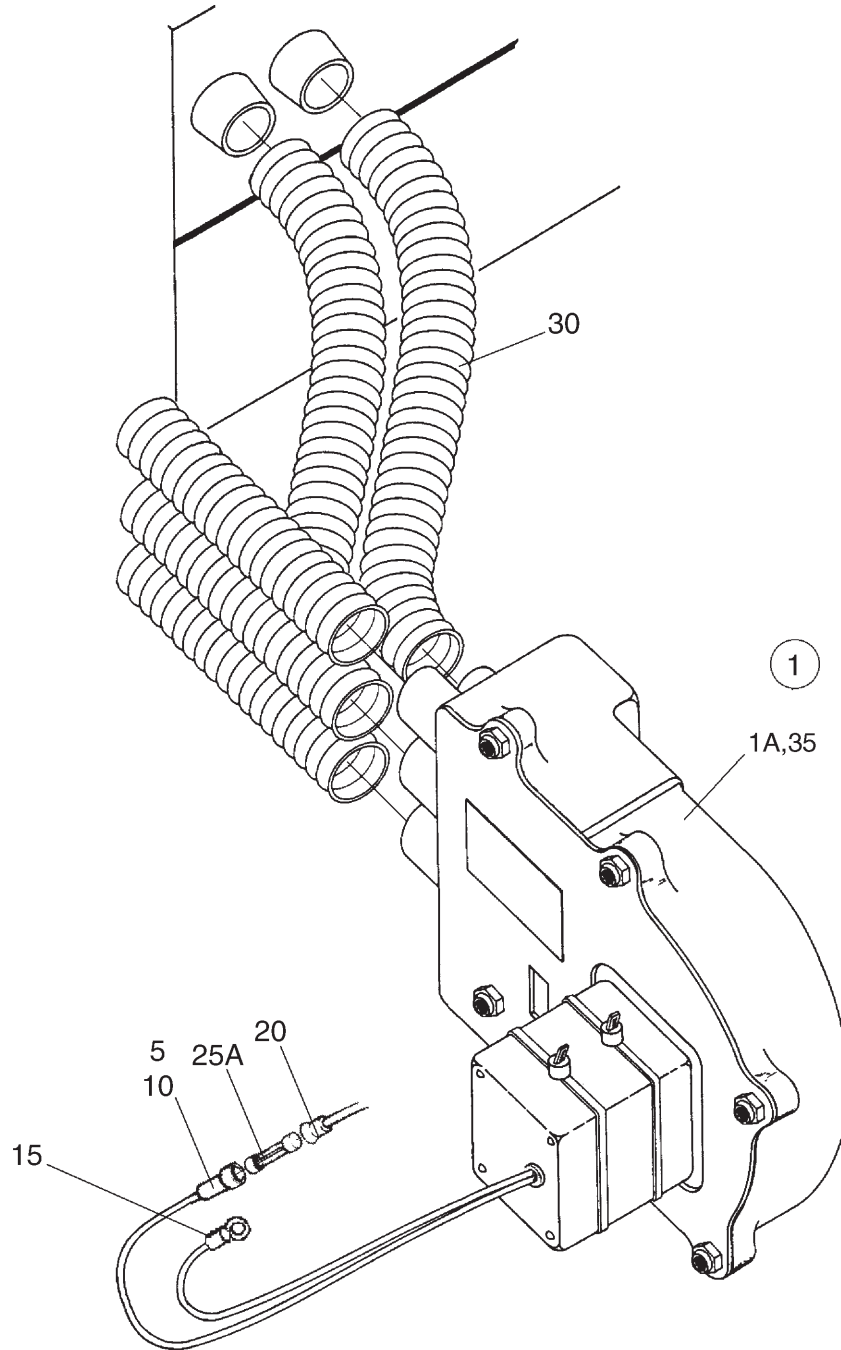


Figure 100. Avionics Cooling Installation (Typical)

PIPER AIRCRAFT, INC.
PA-34-220T
AIRPLANE PARTS CATALOG

Figure and Index Number	Part Number	Nomenclature	No. Req.	Serial Numbers Affected
100-	06305 (BF)	DRAWING - Avionics Optional Equipment Installation		3447001 thru 3447029; 3449001 thru 3449151
	06272 (Z)	DRAWING - Autopilot Fit Director King KAP 150/KFC 150 Installation		3447001 thru 3447029; 3449001 thru 3449151
	83377 (B)	DRAWING - Avionics Cooling Installation		3447001 thru 3447029; 3449001 thru 3449151
	101319	DRAWING - Avionics Cooling Blower Installation (optional)		3449152 thru 3449160, 3449162 thru 3449177
	104423	DRAWING - Avionics Cooling Blower Installation (optional)		3449161, 3449178 and up (without Entegra)
	101814	DRAWING - Avionics System Installation		3449311, 3449323, 3449326 and up (with Entegra/WAAS)
	107350	DRAWING - G600 Avionics Installation		3449410 and up (with G600)
1	83377-003	BLOWER ASSY	1	3447001 thru 3447029; 3449001 thru 3449151
1A	598-930	* BLOWER - Honeywell	1	
5	565-375	* HOUSING	1	
10	480-656	* PIN	1	
15	488-454	* TERMINAL	1	
20	565-376	SOCKET HOUSING	1	3447001 thru 3447029; 3449001 thru 3449151
-25	86652-009	FUSE ASSY	1	3447001 thru 3447029; 3449001 thru 3449151
25A	461-629	* FUSE	1	3447001 thru 3447029; 3449001 and up (without Entegra)
-25B	465-258	* FUSE HOLDER	1	3447001 thru 3447029; 3449001 and up (without Entegra)
30	63633-135	HOSE	AR	
-30A	63633-136	HOSE - GTX 330 Transponder / System 55X Autopilot	1	3449311, 3449323, 3449326 and up (Entegra/WAAS/G600)
-30B	554-678	CLAMP - System	AR	
-30C	488-752	STRAP - Blower	AR	
35	460-110	FAN	1	3449152 thru 3449160, 3449162 thru 3449177
35	460-113	FAN	1	3449161, 3449178 and up (without Entegra)
35	460-112	FAN - Avionics Cooling	1	3449311, 3449323, 3449326 and up (Entegra/WAAS/G600)
-40	101324-002	BRACKET - Blower Mount	1	
-40A	411-534	SCREW - (MS35207-265)	3	
-40B	690-612	WASHER - (NAS1149F0363P)	3	
-40C	603-345	RIVNUT - (MS27130A25K)	3	
-45	104423-003	CABLE ASSY	1	

- ITEM NOT ILLUSTRATED

When ordering, always specify Part Number, Description, and Serial Number of Aircraft

PIPER AIRCRAFT, INC.
PA-34-220T
AIRPLANE PARTS CATALOG

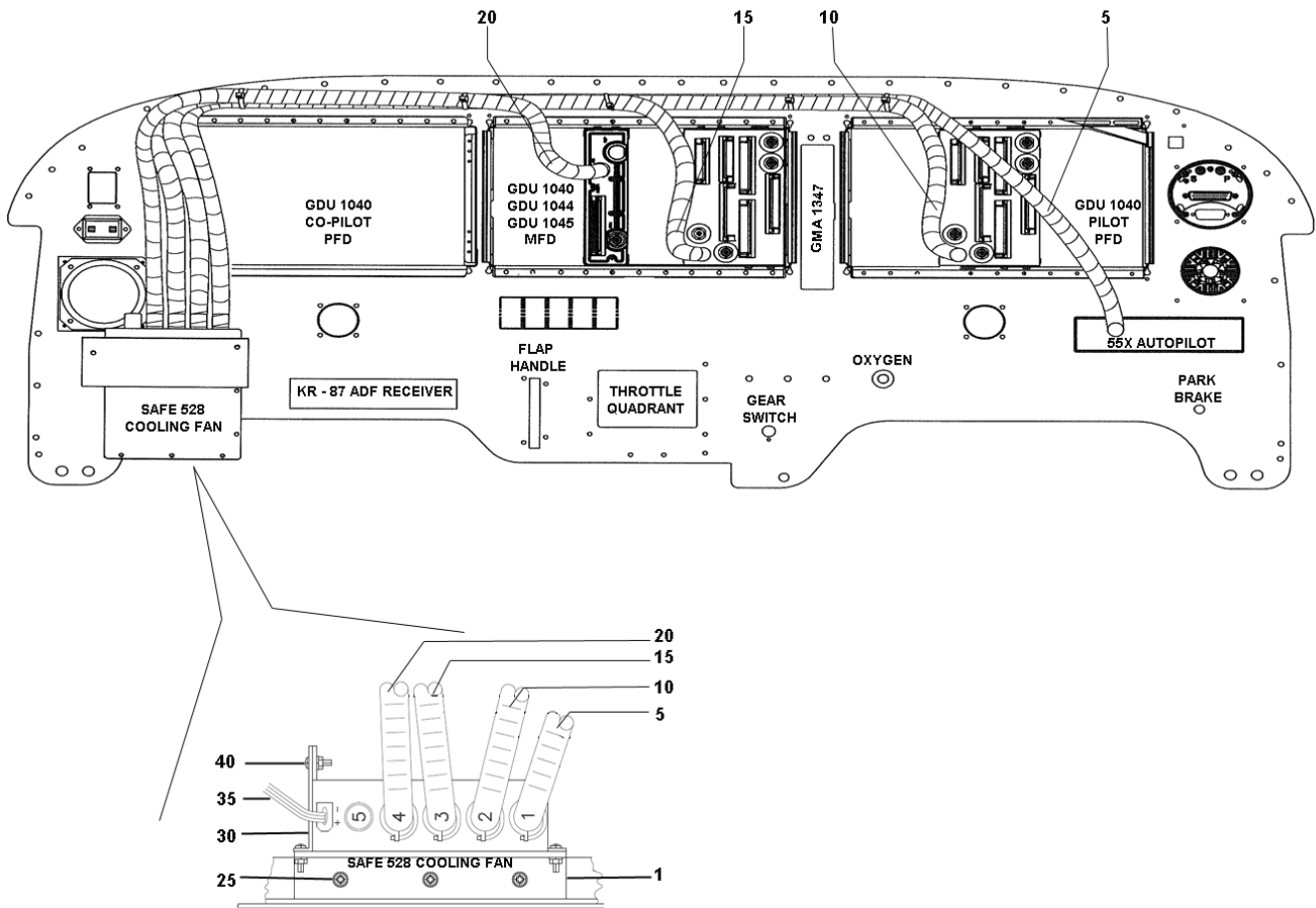


Figure 100A. Avionics Cooling Installation Seneca V G1000
 (Serial Numbers 3449459, 3449467 thru 3449508)

**PIPER AIRCRAFT, INC.
PA-34-220T
AIRPLANE PARTS CATALOG**

Figure and Index Number	Part Number	Nomenclature	No. Req.	Serial Numbers Affected
100A-	107250 (L)	DRAWING - System Installation – G1000 Avionics		3449459, 3449467 thru 3449508
	107270 (R)	DRAWING - Electrical Installation G1000 Seneca V		3449459, 3449467 thru 3449508
1	460-126	COOLING FAN SAFE 528	1	3449459, 3449467 thru 3449508
-1A	101324-004	BRACKET - Blower Mount	1	3449459, 3449467 thru 3449508
5	107308-002	AVIONICS COOLING HOSE - From Port No. 1 to 55X Auto-Pilot (See Notes 1 and 2)	1	3449459, 3449467 thru 3449508
10	107308-003	AVIONICS COOLING HOSE - From Port No. 2 to GIA 1	1	3449459, 3449467 thru 3449508
15	107308-004	AVIONICS COOLING HOSE - From Port No. 3 to GIA 2	1	3449459, 3449467 thru 3449508
20	107308-005	AVIONICS COOLING HOSE - From Port No. 4 to XPDR	1	3449459, 3449467 thru 3449508
25	411-534	SCREW - MS35207-265	3	
-25A	690-612	WASHER - NAS1149F0363P	3	
30	101324-005	BRACKET - Blower Mount (Upper)	1	3449459, 3449467 thru 3449508
35	107237-004	HARNES ASSY - Avionics Cooling	1	3449459, 3449467 thru 3449508
40	415-521	SCREW - MS35206-231	3	
-40A	407-041	LOCKWASHER - (MS35338-41)	3	
-40B	405-450	NUT - MS35649-262	3	

NOTES:

1. CAP OFF UNUSED PORT NUMBER 5 WITH SUPPLIED CAPS.
2. CAP OFF PORT NUMBER 1 WITH SUPPLIED CAPS, IF EQUIPPED WITH GFC 700 AUTOPILOT.

- ITEM NOT ILLUSTRATED

When ordering, always specify Part Number, Description, and Serial Number of Aircraft

PIPER AIRCRAFT, INC.
PA-34-220T
AIRPLANE PARTS CATALOG

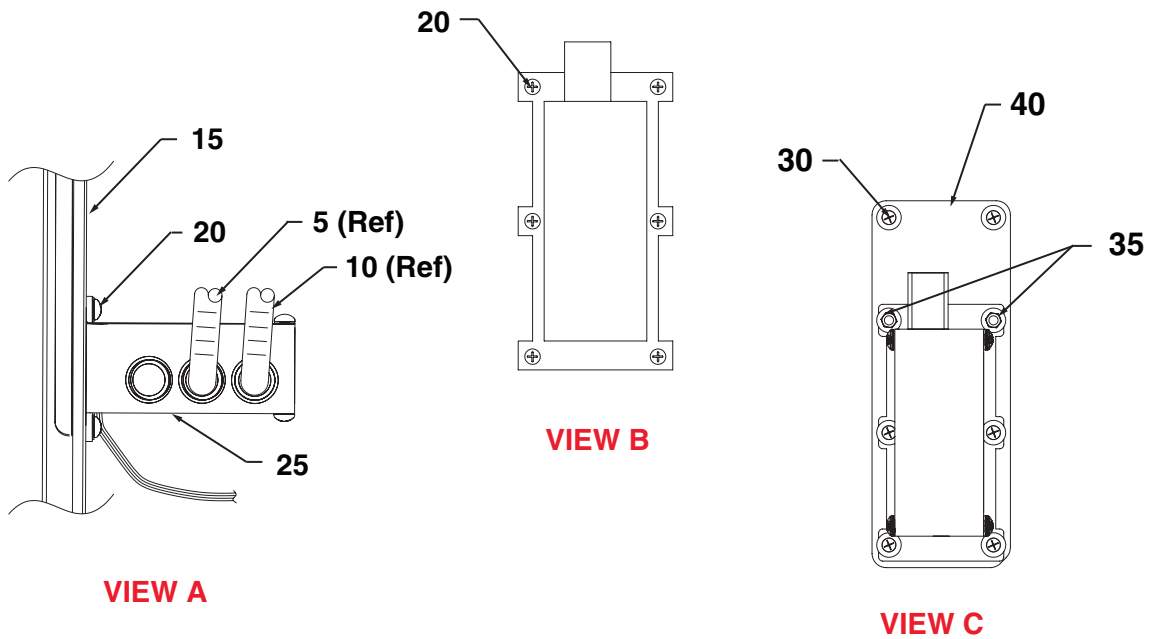
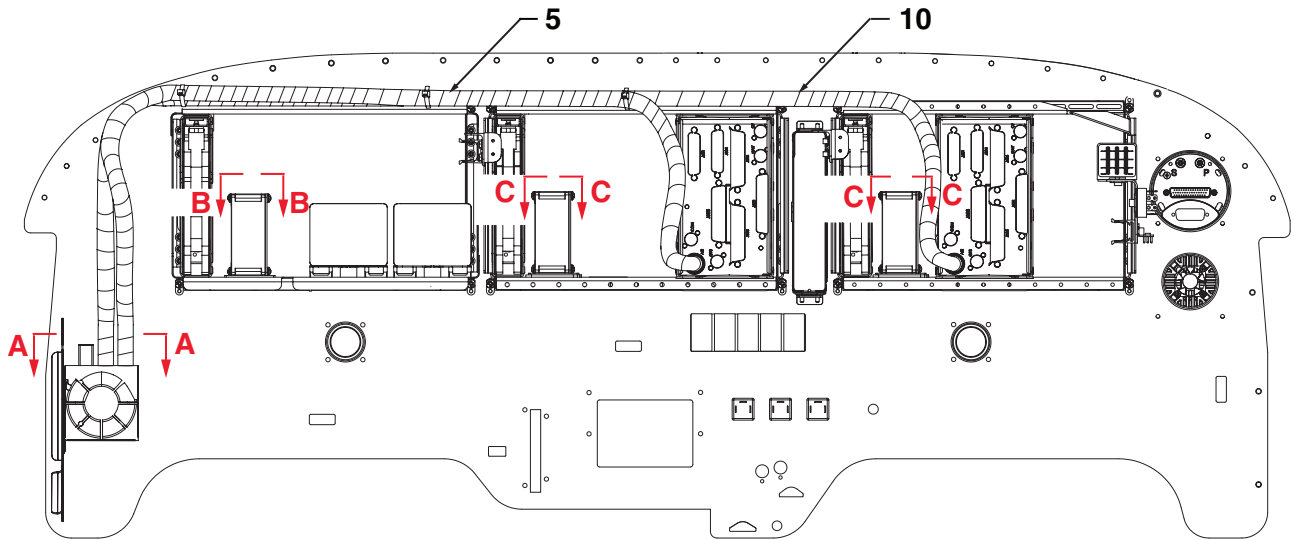


Figure 100B. Avionics Cooling Installation Seneca V G1000 NXi
 (Serial Numbers 3449509 and up)

PIPER AIRCRAFT, INC.
PA-34-220T
AIRPLANE PARTS CATALOG

Figure and Index Number	Part Number	Nomenclature	No. Req.	Serial Numbers Affected
100B-	34F34A000 (B) 107299 (M)	DRAWING - G1000 NXi Avionics DRAWING - Avionics Provision Installation		3449509 and up 3449459, 3449492 and up
1	34F34A000-001	SYSTEM INSTALLATION - G1000 NXi Avionics	REF	3449509 and up
5	107576-012	* HOSE - Avionics Cooling (GIA #2)	1	3449509 and up
10	107576-013	* HOSE - Avionics Cooling (GIA #1)	1	3449509 and up
15	101823-007	* BRACKET ASSY	REF	3449509 and up
20	415-535	* SCREW - (MS35206-245)	10	
-20A	690-616	* WASHER - (NAS1149FN832P)	10	
25	691-535	* BLOWER - (LS03-01006-P)	4	
30	415-535	* SCREW - (MS35206-245)	6	
-30A	690-616	* WASHER - (NAS1149FN832P)	6	
-30B	404-529	* NUT - (MS21042-08)	6	
35	520-057	* SCREW - (MS24693-C49)	2	
-35A	690-616	* WASHER - (NAS1149FN832P)	2	
-35B	404-529	* NUT - (MS21042-08)	2	
40	32F340081-001	* PLATE	2	3449509 and up

- ITEM NOT ILLUSTRATED

When ordering, always specify Part Number, Description, and Serial Number of Aircraft

PIPER AIRCRAFT, INC.
PA-34-220T
AIRPLANE PARTS CATALOG

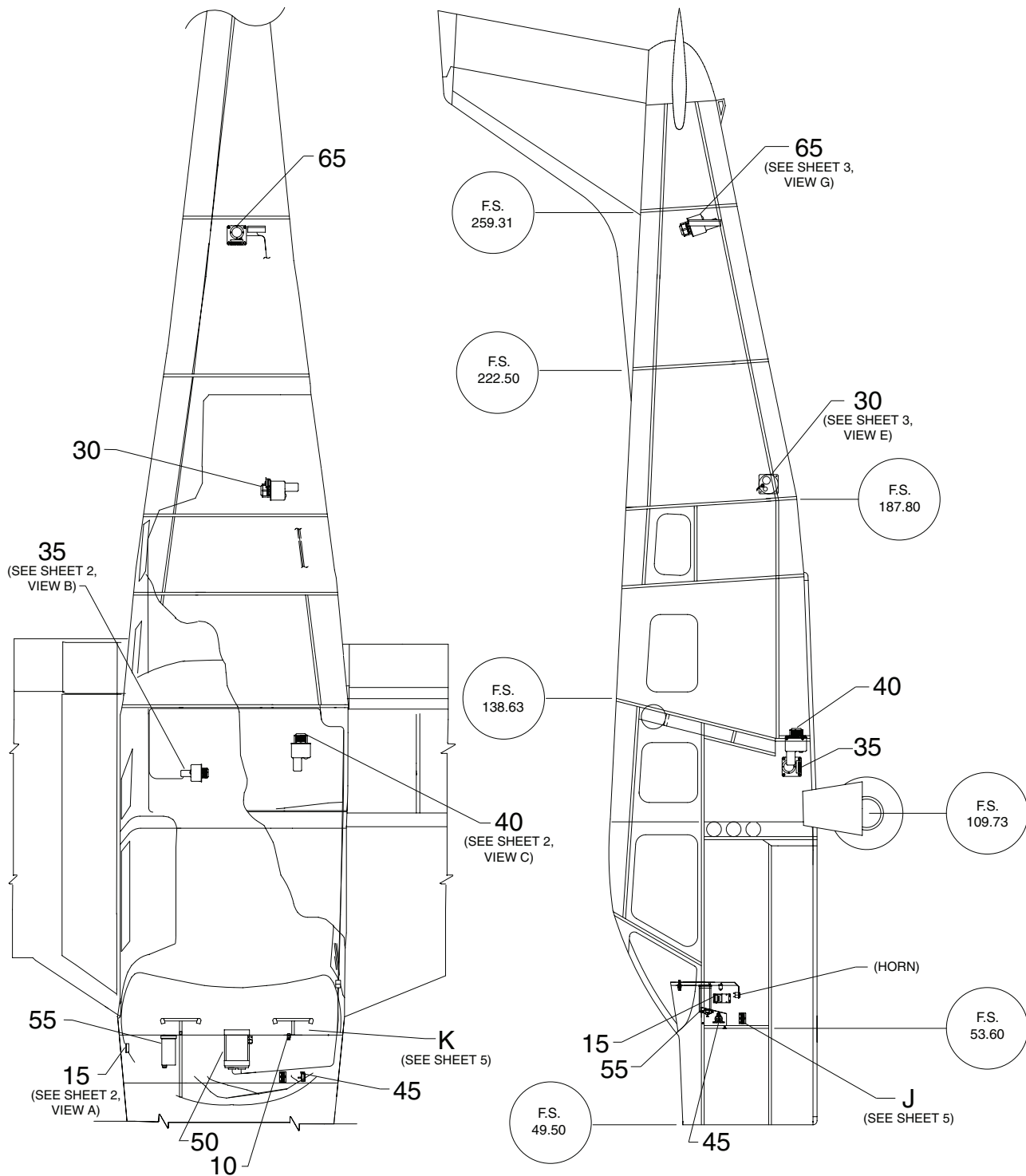


Figure 101. Autopilot Installation System 55 and 55X
 (Sheet 1 of 6)

PIPER AIRCRAFT, INC.
PA-34-220T
AIRPLANE PARTS CATALOG

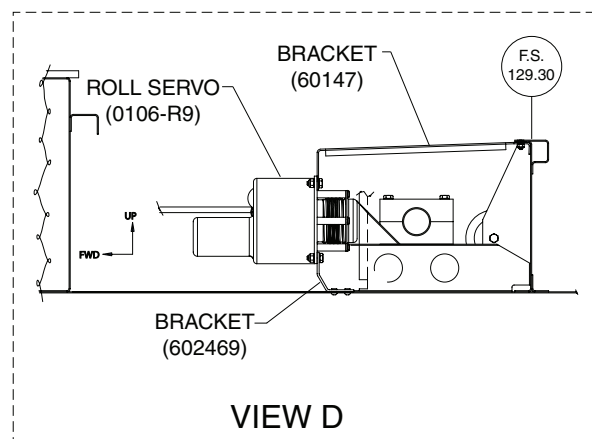
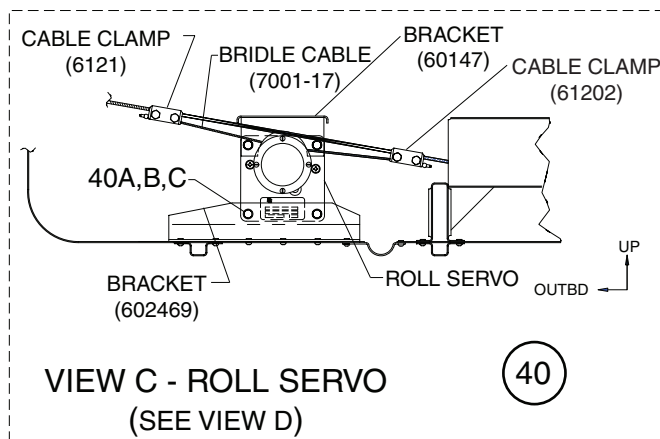
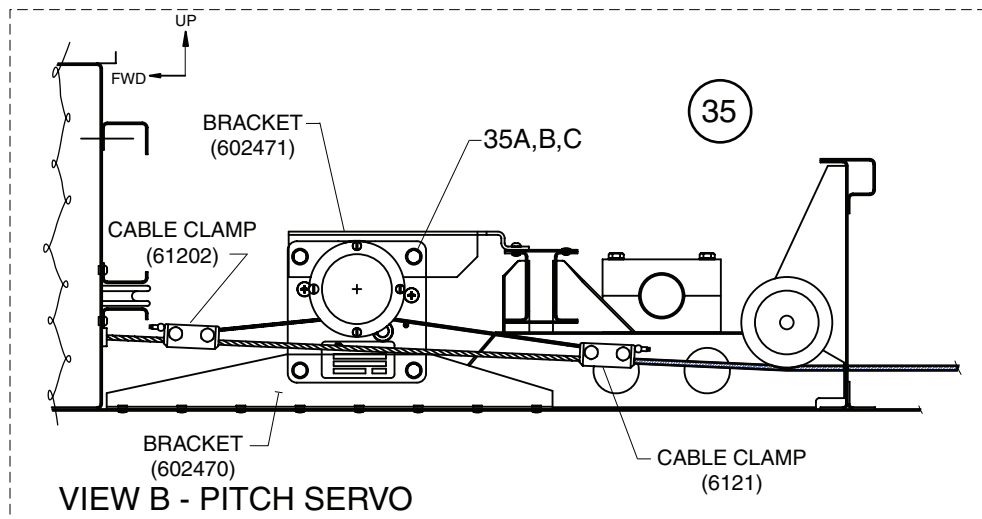
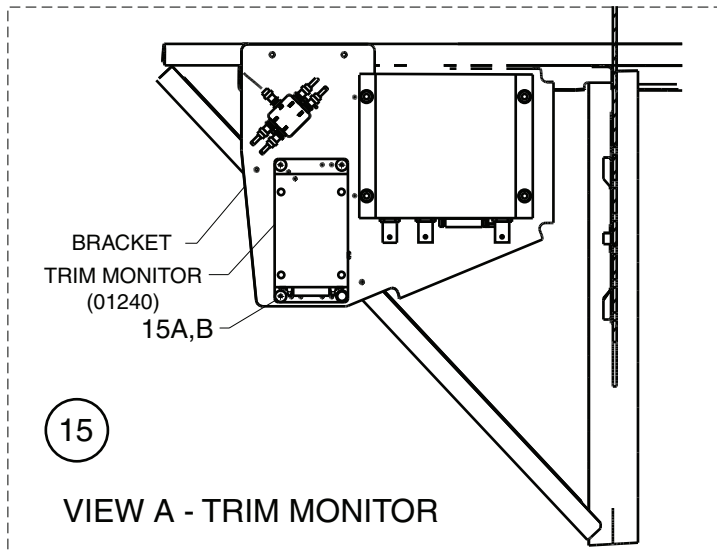


Figure 101. Autopilot Installation System 55 and 55X
 (Sheet 2 of 6)

PIPER AIRCRAFT, INC.
PA-34-220T
AIRPLANE PARTS CATALOG

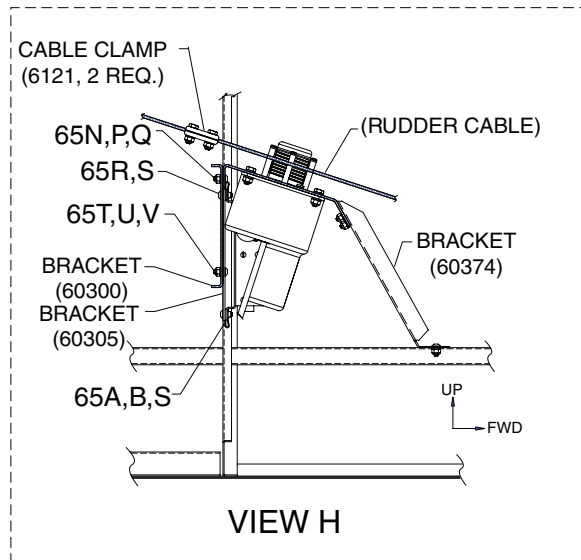
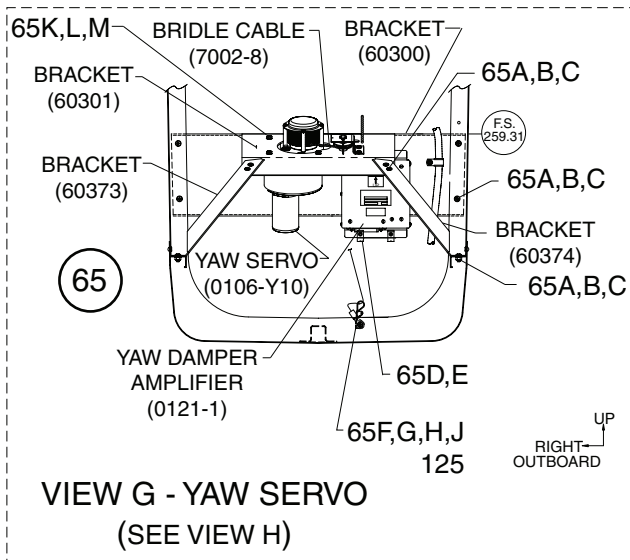
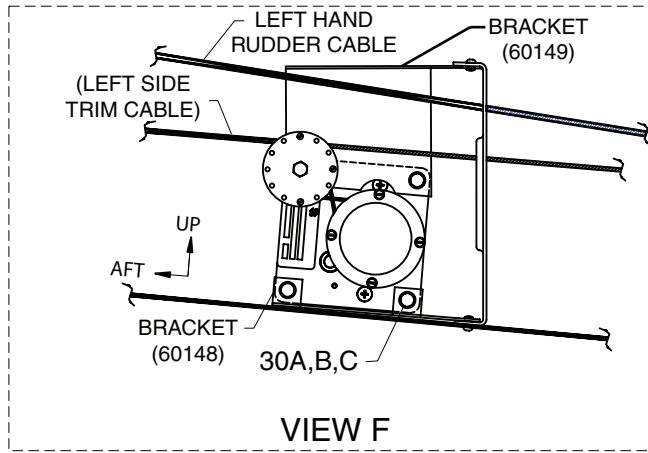
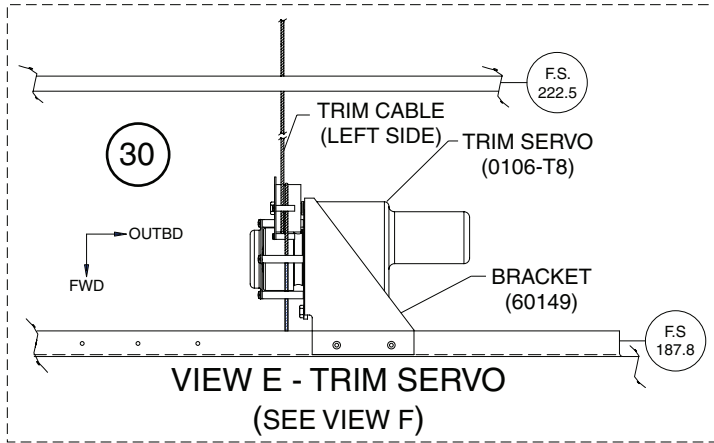
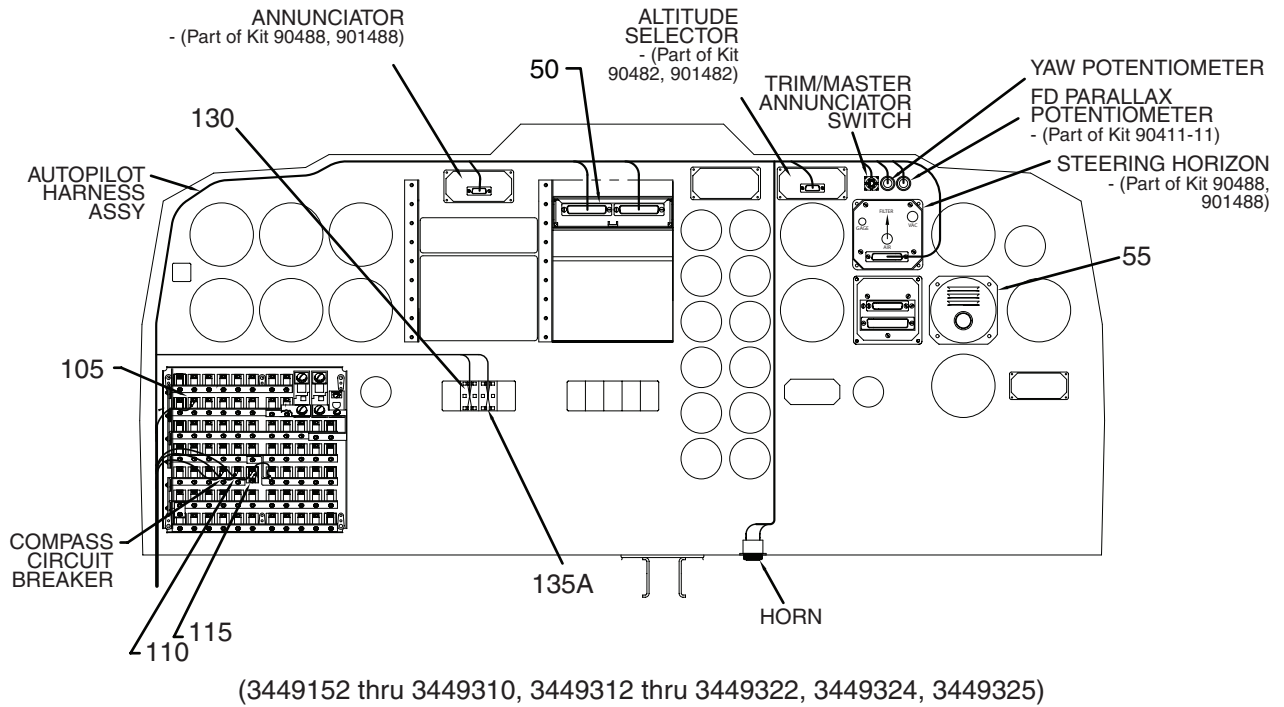


Figure 101. Autopilot Installation System 55 and 55X
(Sheet 3 of 6)

PIPER AIRCRAFT, INC.
PA-34-220T
AIRPLANE PARTS CATALOG



INSTRUMENT PANEL - VIEW LOOKING AFT

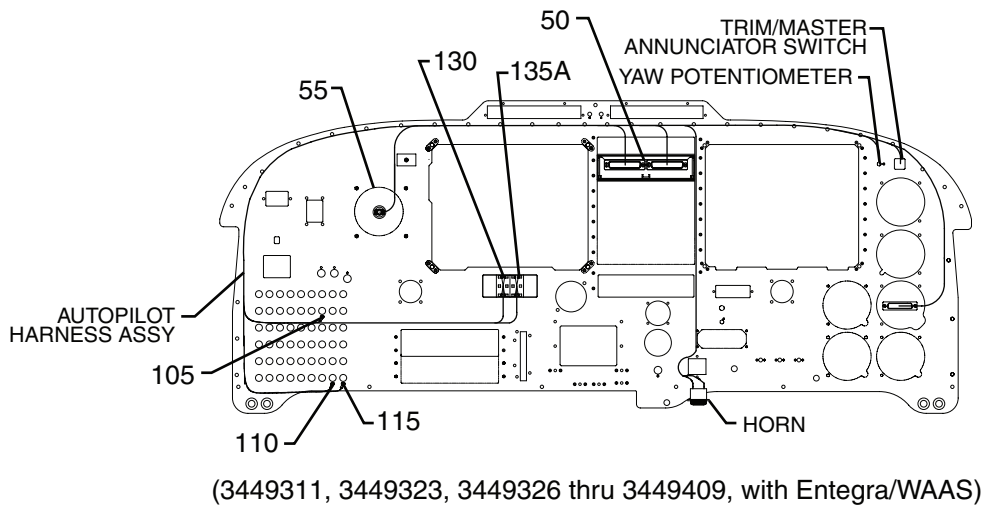
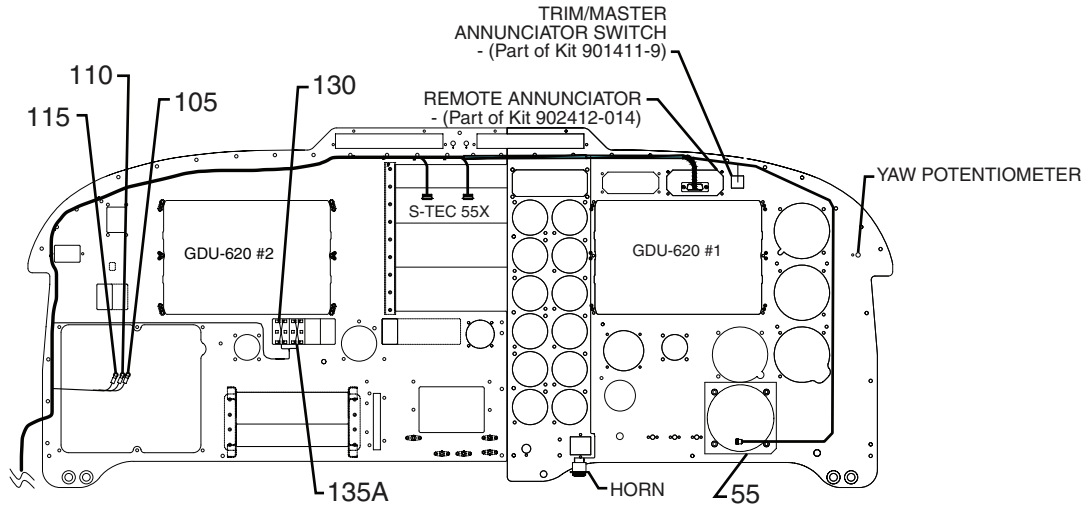


Figure 101. Autopilot Installation System 55 and 55X
 (Sheet 4 of 6)

PIPER AIRCRAFT, INC.
PA-34-220T
AIRPLANE PARTS CATALOG



(3449410 thru 3449458, with G600)
INSTRUMENT PANEL - VIEW LOOKING AFT

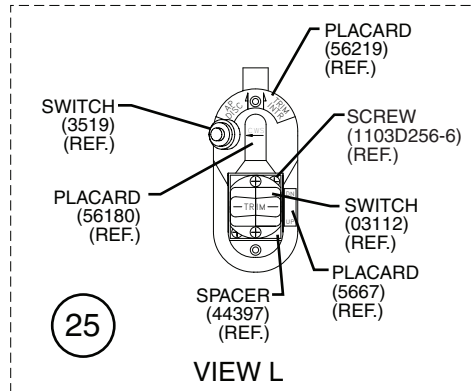
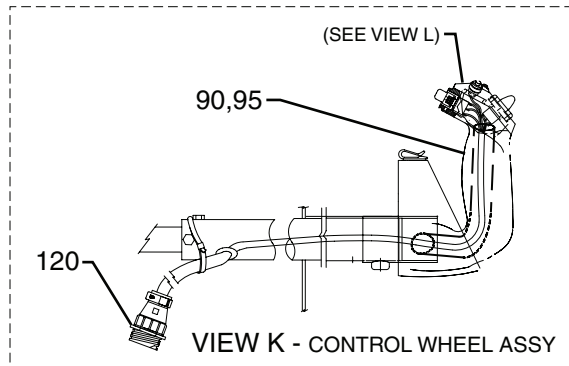
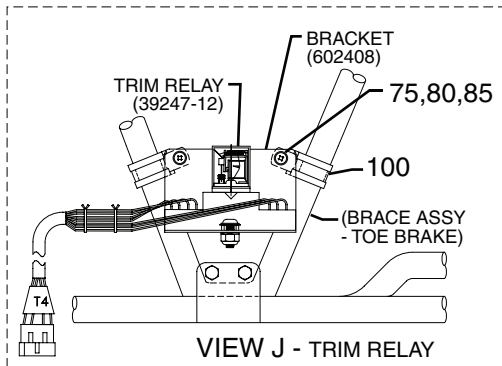


Figure 101. Autopilot Installation System 55 and 55X
(Sheet 5 of 6)

**PIPER AIRCRAFT, INC.
PA-34-220T
AIRPLANE PARTS CATALOG**

Figure 101. Autopilot Installation System 55 and 55X (Seneca V G1000)
(Serial Numbers 3449459, 3449467 and up)
(Sheet 6 of 6)

PIPER AIRCRAFT, INC.
PA-34-220T
AIRPLANE PARTS CATALOG

Figure and Index Number	Part Number	Nomenclature	No. Req.	Serial Numbers Affected
101-	104082 (C) 104584 (S)	DRAWING - System Installation - Autopilot/Flight Director System 55 DRAWING - System Installation - System 55X AP/FD Installation		3449152 thru 3449195 3449196 thru 3449310, 3449312 thru 3449322, 3449324, 3449325
	101817 (H)	DRAWING - System Installation - Autopilot System 55X (with Entegra)		3449311, 3449323, 3449326 thru 3449409 (with Entegra/WAAS)
	107356 (D)	DRAWING - System Installation - Autopilot System 55X		3449410 thru 3449459 (with G600)
	107344 (C)	DRAWING - Autopilot Harness Assy		3449410 thru 3449459 (with G600)
	107253 (C)	DRAWING - System Installation - Autopilot System 55X		3449459, 3449467 thru 3449508
	107242 (D)	DRAWING - Autopilot System 55X Harness Assy		3449459, 3449467 and up
-1	-----	KIT - System 55 - FD/AP with Heading System (S-TEC 90414) (See Note 1)	1	3449152 thru 3449195
-1A	-----	KIT - System 55 - FD/AP with Heading System/Yaw Damper (S-TEC 90411) (See Note 1)	1	3449152 thru 3449195
-2	-----	KIT - System 55X - FD/AP with Heading System (S-TEC 901414) (See Note 1)	1	3449196 thru 3449310, 3449312 thru 3449322, 3449324, 3449325
-2A	-----	KIT - System 55X - FD/AP with Heading System/Yaw Damper (S-TEC 901411) (See Note 1)	1	3449196 thru 3449310, 3449312 thru 3449322, 3449324, 3449325
-3	-----	KIT - System 55X - without Yaw Damper (S-TEC 901420) (See Note 1)	1	3449311, 3449323, 3449326 thru 3449409 (with Entegra/WAAS)
-3A	-----	KIT - System 55X - with Yaw Damper (S-TEC 901419) (See Note 1)	1	3449311, 3449323, 3449326 thru 3449409 (with Entegra/WAAS)
-4	-----	KIT - System 55X AP/FD/Trim - without Yaw Damper (S-TEC 902413) (See Note 1)	1	3449410 thru 3449458 (with G600)
-4A	-----	KIT - System 55X AP/FD/Trim with Yaw Damper (S-TEC 902412) (See Note 1)	1	3449410 thru 3449458 (with G600)
-5	-----	KIT - Altitude Vertical Speed Selector/Altitude Alerter System (optional) (S-TEC 90482) (See Note 1)	1	3449152 thru 3449310, 3449312 thru 3449322, 3449324, 3449325
-6	-----	KIT - System 55X - FD/AP with EFIS (S-TEC 903411) (See Note 1)	1	3449196 thru 3449310, 3449312 thru 3449322, 3449324, 3449325
-6A	-----	KIT - System 55X - FD/AP/Yaw Damper with EFIS (S-TEC 90111) (See Note 1)	1	3449196 thru 3449310, 3449312 thru 3449322, 3449324, 3449325
-7	-----	KIT - System 55/55X - Co-Pilot Electrical Trim (optional) (S-TEC 90492) (See Note 1)	1	3449152 thru 3449409
-8	-----	KIT - System 55X - AP/FD/Trim (Co-Pilot) (S-TEC 902412-10) (See Note 1)	1	3449410 thru 3449458 (with G600)
10	-----	REMOTE ANNUNCIATOR INSTALLATION KIT - 55X (S-TEC 902412-014) (See Note 1)	1	3449410 thru 3449458 (with G600)
-10A	-----	CABLE ASSY - Trim/Master Annunciator Switch (S-TEC 901419-9) (See Note 1)	1	

- ITEM NOT ILLUSTRATED

When ordering, always specify Part Number, Description, and Serial Number of Aircraft

PIPER AIRCRAFT, INC.
PA-34-220T
AIRPLANE PARTS CATALOG

Figure and Index Number	Part Number	Nomenclature	No. Req.	Serial Numbers Affected
101-15	-----	TRIM MONITOR (S-TEC 90411-10) (See Note 1)	1	
15A	415-535	SCREW - (MS35206-245)	4	
15B	690-616	WASHER - (NAS1149FN832P)	4	
-15C	-----	CABLE ASSY - Trim Monitor - without Yaw Damper (S-TEC 901420-11) (See Note 1)	1	
-20	-----	PLACARDS & DOCUMENTATION KIT (S-TEC 90411-8) (See Note 1)	1	3449152 thru 3449195
-20	-----	PLACARDS & DOCUMENTATION KIT (S-TEC 901414-8) (See Note 1)	1	3449196 thru 3449310, 3449312 thru 3449322, 3449324, 3449325
-20	-----	PLACARDS & DOCUMENTATION KIT (S-TEC 901419-8) (See Note 1)	1	3449311, 3449323, 3449326 and up (w/Entegra/WAAS/G600) 3449459, 3449467 and up
25	-----	SWITCH INSTALLATION KIT (Control Wheel) (S-TEC 90411-7) (See Note 1)	1	
30	-----	TRIM SERVO (S-TEC 90411-5) (See Note 1)	1	
-30A	401-266	BOLT - (AN3-5A)	3	
-30B	690-612	WASHER - (NAS1149F0363P)	3	
-30C	406-443	NUT - (NAS679A3W)	3	
35	-----	PITCH SERVO (S-TEC 90411-4) (See Note 1)	1	
35A	690-612	WASHER - (NAS1149F0363P)	4	
35B	406-443	NUT - (NAS679A3W)	4	
35C	401-266	BOLT - (AN3-5A)	4	
40	-----	ROLL SERVO (S-TEC 90411-3) (See Note 1)	1	
40A	690-612	WASHER - (NAS1149F0363P)	1	
40B	406-443	NUT - (NAS679A3W)	1	
40C	401-266	BOLT - (AN3-5A)	1	
45	-----	TRANSDUCER - (S-TEC 90411-2) (See Note 1)	1	
-45A	415-536	SCREW - (MS35206-246)	4	
-45B	690-616	WASHER - (NAS1149FN832P)	8	
-45C	406-625	NUT - (NAS679A08)	4	
50	-----	PROGRAMMER/COMPUTER (S-TEC 901411-1) (See Note 1)	1	3449196 and up
50	-----	PROGRAMMER/COMPUTER (S-TEC 90411-1) (See Note 1)	1	3449152 thru 3449195
-50A	79009-000	SUPPORT STRAP - Programmer Computer	1	3449152 thru 3449195, 3449311, 3449323, 3449326 thru 3449409 3449196 thru 3449458
-50B	-----	MOUNTING TRAY - Programmer Computer (55254-1) (S-TEC 901411-1) (See Note 1)	1	3449152 thru 3449195
-50B	-----	MOUNTING TRAY - Programmer Computer (55254-1) (S-TEC 90411-1) (See Note 1)	1	3449152 thru 3449195
55	-----	TURN COORDINATOR (S-TEC 6405-28L) (See Note 1)	1	
-60	-----	DELETED		
65	651-985	YAW SERVO/AMP INSTALLATION KIT - with Yaw Damper (S-TEC 90411-6) (See Note 1)	1	
65A	416-300	* SCREW - (AN525-832R8)	2	
65B	690-616	* WASHER - (NAS1149FN832P)	2	
65C	406-625	* NUT - (NAS679A08)	2	
65D	406-709	* NUT - (PS10062-3-12)	1	

- ITEM NOT ILLUSTRATED

When ordering, always specify Part Number, Description, and Serial Number of Aircraft

PIPER AIRCRAFT, INC.
PA-34-220T
AIRPLANE PARTS CATALOG

Figure and Index Number	Part Number	Nomenclature	No. Req.	Serial Numbers Affected
101-				
65E	416-300	* SCREW - (AN525-832R8)	1	
65F	415-535	* SCREW - (MS35206-245)	1	
65G	408-105	* LOCK WASHER - (MS35335-31)	1	
65H	690-620	* WASHER - (NAS1149F0632P)	1	
65J	404-529	* NUT - (MS21042-08)	1	
65K	401-266	* BOLT - (AN3-5A)	4	
65L	690-612	* WASHER - (NAS1149F0363P)	4	
65M	406-443	* NUT - (NAS679A3W)	4	
65N	416-300	* SCREW - (AN525-832R8)	1	
65P	690-616	WASHER - (NAS1149FN832P)	1	
65Q	406-625	NUT - (NAS679A08)	1	
65R	416-300	SCREW - (AN525-832R8)	2	
65S	406-709	NUT - (PS10062-3-12)	2	
65T	415-521	SCREW - (MS35206-231)	2	
65U	690-616	WASHER - (NAS1149FN832P)	2	
65V	406-625	NUT - (NAS679A08)	2	
-70	-----	DELETED		
75	690-616	WASHER - (NAS1149FN832P)	2	
80	416-300	SCREW - (AN525-832R8)	2	
85	404-529	NUT - (MS21042-08)	2	
90	101117-016	CONTROL WHEEL ASSY - (Pilot)	1	3449196 and up
95	101117-018	CONTROL WHEEL ASSY - (Co-pilot)	1	3449152 thru 3449195
95	101117-020	CONTROL WHEEL ASSY - (Co-pilot)	1	3449196 thru 3449478
95	101117-026	CONTROL WHEEL ASSY - (Co-pilot)	1	3449479 and up
95A	100572-002	* CONTROL WHEEL ASSY - Complete	1	
100	454-868	CLAMP - (with optional co-pilot elect. trim)	2	
105	454-736	CIRCUIT BREAKER - Turn Coordinator	1	
110	454-738	CIRCUIT BREAKER - Autopilot	1	
115	454-766	BREAKER - Trim	1	
120	554-613	CLAMP	1	
125	487-608	STRAP - with Yaw Damper	1	
130	688-298	SWITCH - Yaw Damper	1	
-130A	PS50200-066	CAP - Yaw Damper Switch - YAW/AUTO/OFF - YAW/ON	1	
-130B	652-684	CABLE ASSY - Yaw Master Switch - 55X (39256-2)	1	
-135	101316-002	SWITCH ASSY - FD/AP	1	
135A	602-500	SWITCH FD/AP MASTER	1	
-135B	PS50200-065	CAP - FD/AP Master Switch (See Figure 68)	1	3449196 thru 3449310, 3449312 thru 3449322, 3449324, 3449325
-135B	688-484	CAP - FD/AP Master Switch (84622-097)	1	3449152 thru 3449195
-140	107242-005	HARNESS ASSY - YD Servo/Amplifier (See Note 3)	1	3449459, 3449467 and up
-145	107242-004	HARNESS ASSY - Servos (See Note 3)	1	3449459, 3449467 and up
-150	107242-003	HARNESS ASSY - 55X Yaw Damper (See Note 3)	1	3449459, 3449467 and up
-155	107242-002	HARNESS ASSY - 55X Autopilot (See Notes 2 and 3)	1	3449459, 3449467 and up

NOTES:

1. MANUFACTURER'S PART NUMBERS ARE INCLUDED FOR REFERENCE ONLY. CONTACT MANUFACTURER FOR SERVICE OR REPLACEMENT.

- ITEM NOT ILLUSTRATED

When ordering, always specify Part Number, Description, and Serial Number of Aircraft

**PIPER AIRCRAFT, INC.
PA-34-220T
AIRPLANE PARTS CATALOG**

Figure and Index Number	Part Number	Nomenclature	No. Req.	Serial Numbers Affected
----------------------------------	----------------	--------------	-------------	----------------------------

101-

NOTES continued:

2. USED WITH AUTOPILOT WITH AP/FD/TRIM.
3. USED WITH AUTOPILOT WITH AP/FD/TRIM WITH
YAW DAMPER.

- ITEM NOT ILLUSTRATED

When ordering, always specify Part Number, Description, and Serial Number of Aircraft

PIPER AIRCRAFT, INC.
PA-34-220T
AIRPLANE PARTS CATALOG

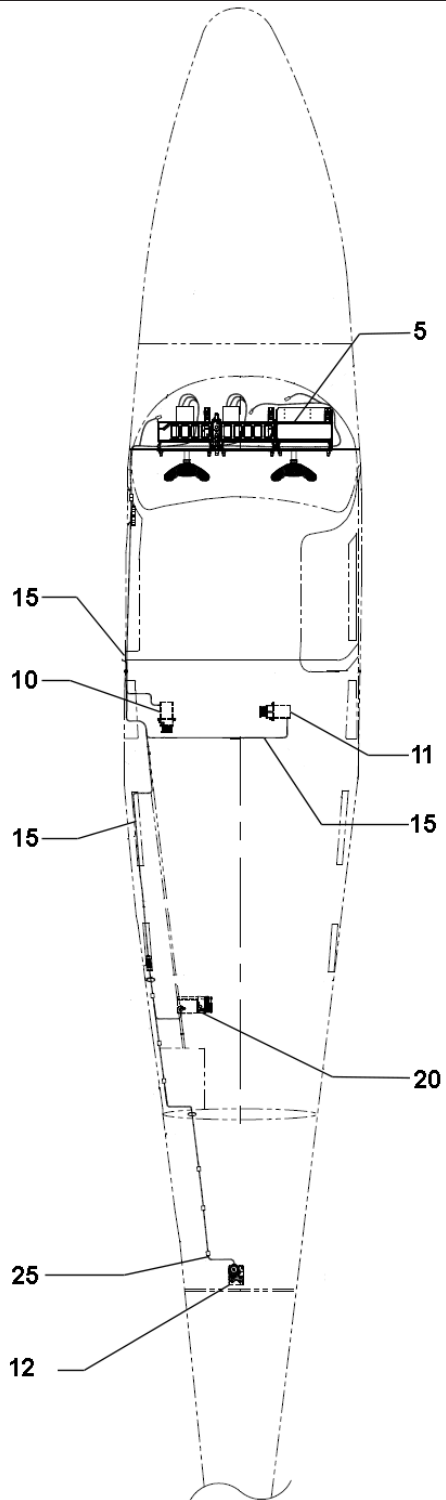


Figure 101A. Autopilot Installation Seneca V GFC 700
(Sheet 1 of 4)

PIPER AIRCRAFT, INC.
PA-34-220T
AIRPLANE PARTS CATALOG

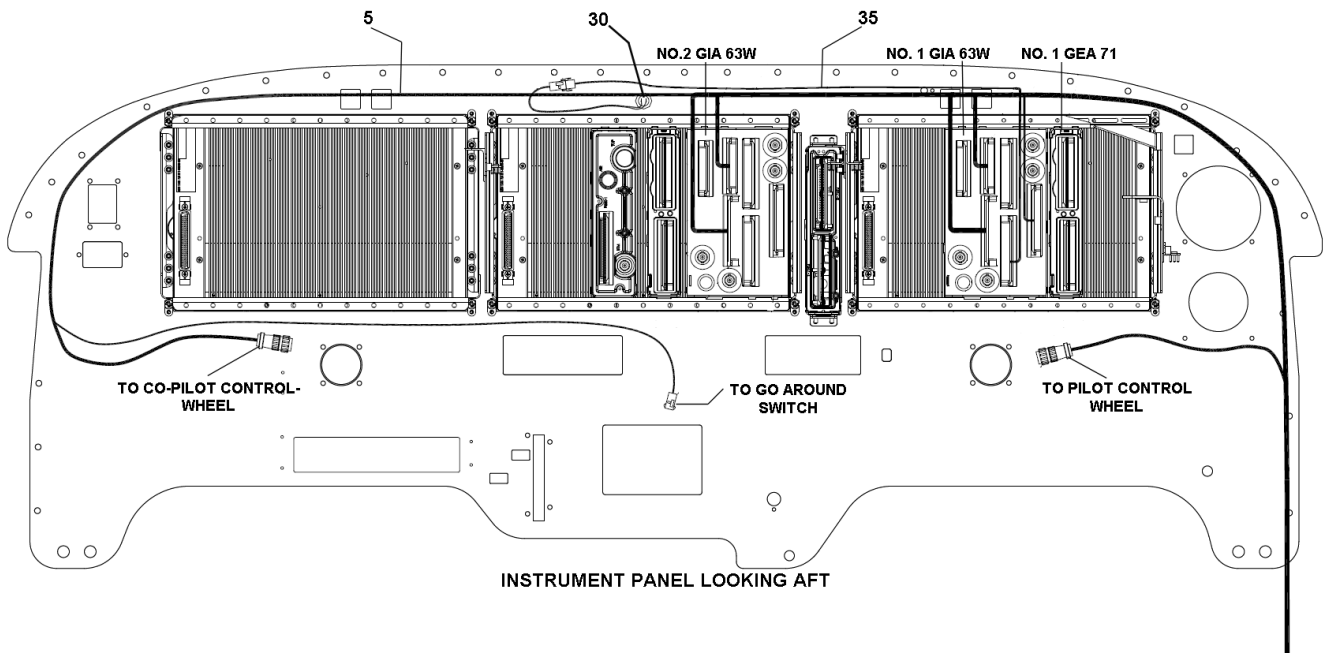
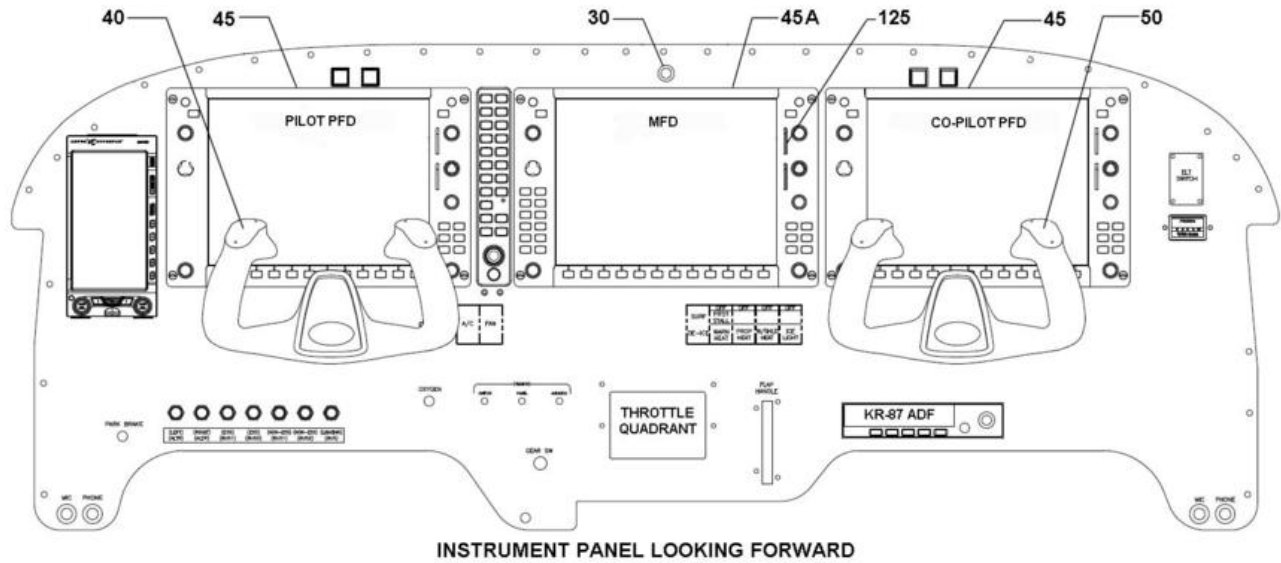


Figure 101A. Autopilot Installation Seneca V GFC 700
 (Sheet 2 of 4)

PIPER AIRCRAFT, INC.
PA-34-220T
AIRPLANE PARTS CATALOG

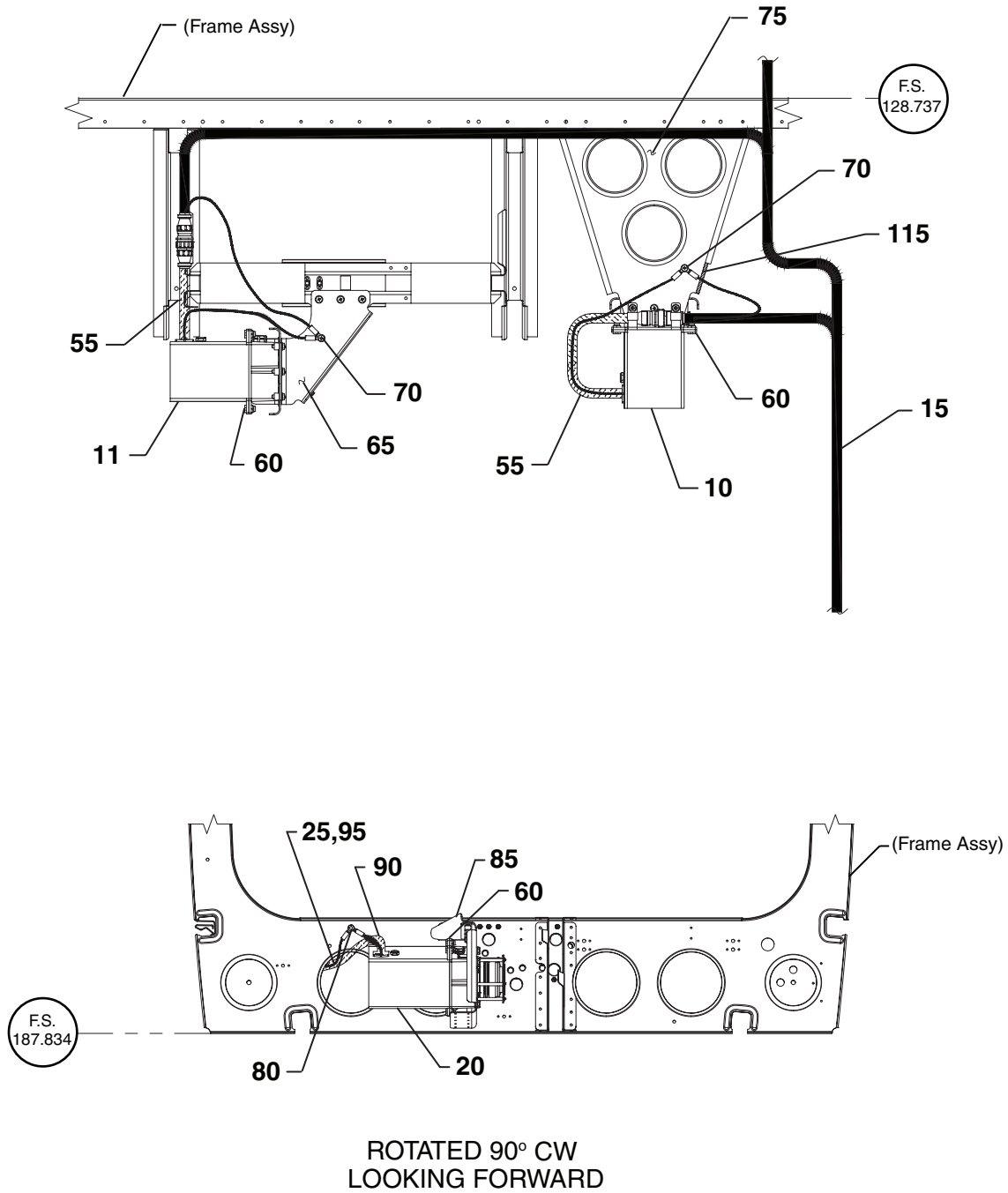


Figure 101A. Autopilot Installation Seneca V GFC 700
 (Sheet 3 of 4)

PIPER AIRCRAFT, INC.
PA-34-220T
AIRPLANE PARTS CATALOG

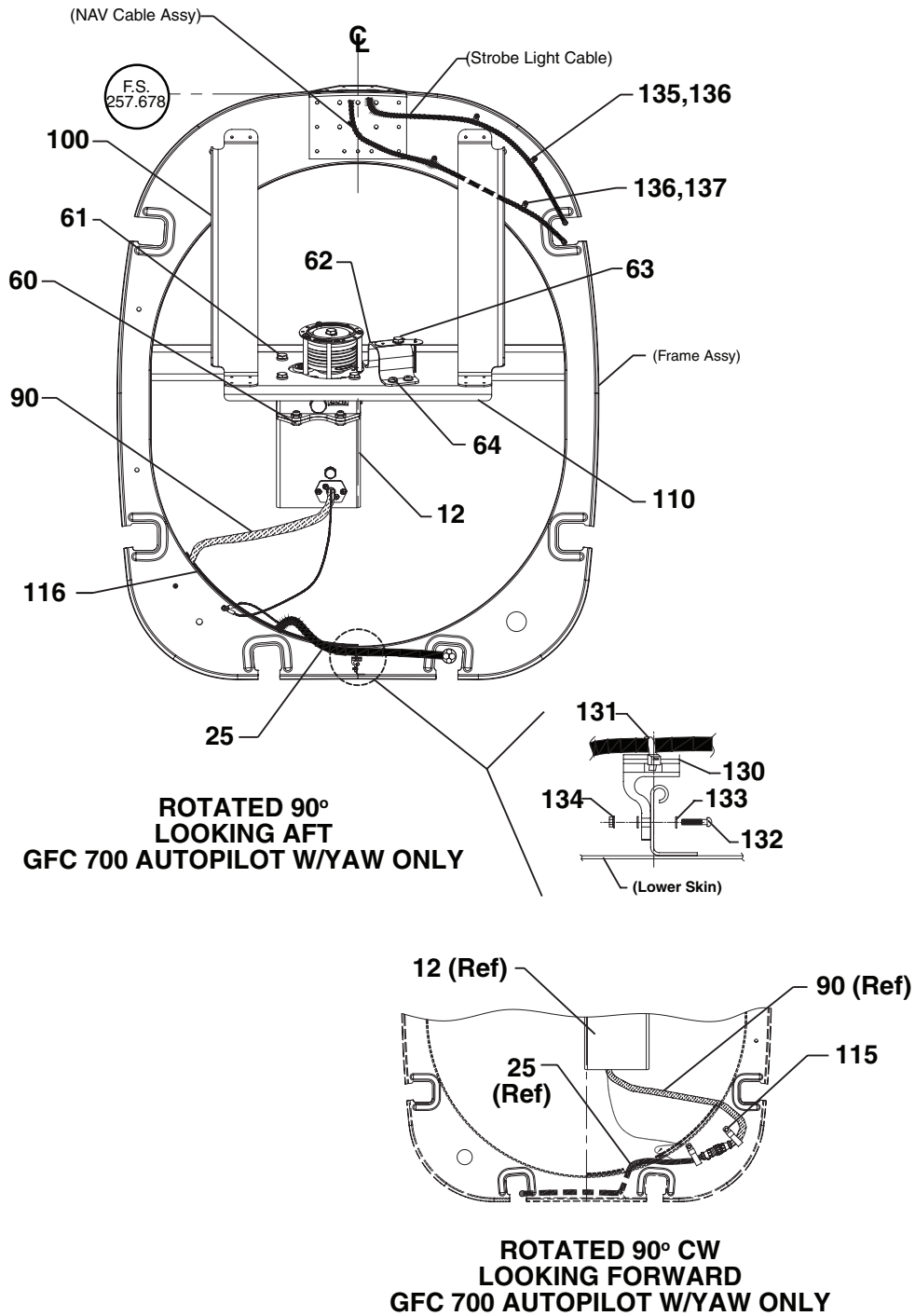


Figure 101A. Autopilot Installation Seneca V GFC 700
 (Sheet 4 of 4)

PIPER AIRCRAFT, INC.
PA-34-220T
AIRPLANE PARTS CATALOG

Figure and Index Number	Part Number	Nomenclature	No. Req.	Serial Numbers Affected
101A-	107870 (C) 107866 (G) 107850 (C) 107299 (M)	DRAWING - GFC 700 Autopilot Installation DRAWING - System Installation GFC 700 Autopilot DRAWING - System Installation GFC 700 Autopilot (Mechanical) DRAWING - Avionics Provisions Installation		3449459, 3449492 and up 3449459, 3449492 and up 3449459, 3449492 and up 3449459, 3449492 and up
5	107865-002	HARNES ASSY - GFC 700 Instrument Panel	1	3449459, 3449492 and up
10	-----	GSA 81 SERVO, ROLL - ANTI ICING (Garmin 010-00303-20) (See Note 1)	1	3449459, 3449492 and up
-10A	PS50193-57	CLUTCH CARTRIDGE KIT 28 IN-LBS. (Garmin 011-02147-07) (See Note 1)	1	3449459, 3449492 and up
-10B	-----	CAPSTAN KIT - Spiral 1/16 (Garmin 011-01908-00) (See Note 1)	1	3449459, 3449492 and up
-10C	-----	GSM 86 SERVO GEAR BOX (Garmin 010-00714-00) (See Note 1)	1	3449459, 3449492 and up
-10D	107851-002	BRIDLE CABLE ASSY	1	3449459, 3449492 and up
11	-----	GSA 81 SERVO, PITCH - ANTI ICING (Garmin 010-00303-20) (See Note 1)	1	3449459, 3449492 and up
-11A	PS50193-70	CLUTCH CARTRIDGE KIT 72 IN-LBS. (Garmin 011-02147-12) (See Note 1)	1	3449459, 3449492 and up
-11B	-----	CAPSTAN KIT - Spiral 1/16 (Garmin 011-01908-00) (See Note 1)	1	3449459, 3449492 and up
-11C	-----	GSM 86 SERVO GEAR BOX (Garmin 010-00714-00) (See Note 1)	1	3449459, 3449492 and up
-11D	107851-003	BRIDLE CABLE ASSY	1	3449459, 3449492 and up
12	-----	GSA 80 SERVO, YAW - ANTI ICING (Optional) (Garmin 010-00302-20) (See Note 1)	1	3449459, 3449492 and up
-12A	PS50193-55	CLUTCH CARTRIDGE KIT 90 IN-LBS. (Garmin 011-02147-03) (See Note 1) (Optional with Yaw)	1	3449459, 3449492 and up
-12B	-----	CAPSTAN KIT - Spiral 1/16 (Garmin 011-01908-00) (See Note 1) (Optional with Yaw)	1	3449459, 3449492 and up
-12C	-----	GSM 86 SERVO GEAR BOX (Garmin 010-00714-00) (See Note 1) (Optional with Yaw)	1	3449459, 3449492 and up
-12D	107851-001	BRIDLE CABLE ASSY (Optional with Yaw)	1	3449459, 3449492 and up
15	107865-003	HARNES ASSY - GFC 700 Cabin	1	3449459, 3449492 and up
20	-----	GSA 80 SERVO, PITCH TRIM - ANTI ICING (Garmin 010-00302-21) (See Note 1)	1	3449459, 3449492 and up
-20A	PS50193-69	CLUTCH CARTRIDGE KIT 24 IN-LBS. (Garmin 011-02147-05) (See Note 1)	1	3449459, 3449492 and up
-20B	-----	CAPSTAN KIT - Straight Grooves 1/16 (Garmin 011-01908-00) (See Note 1)	1	3449459, 3449492 and up
-20C	PS50193-62	GSM 86 SERVO GEAR BOX (Garmin 010-00714-01) (See Note 1)	1	3449459, 3449492 and up
25	107865-004	HARNES ASSY - GFC 700 Yaw and Pitch Servo (GFC 700 Autopilot w / Yaw)	1	3449459, 3449492 and up
30	107869-003	SWITCH ASSY - Level Mode (GFC 700 Autopilot Level Mode)	1	3449459, 3449492 thru 3449508
30	107865-008	HARNES ASSY - Level Mode Switch (GFC 700 Autopilot Level Mode)	1	3449509 and up
35	107865-006	HARNES ASSY - Level Mode (GFC 700 Autopilot Level Mode)	1	3449459, 3449492 thru 3449508
35	107865-007	HARNES ASSY - Level Mode (GFC 700 Autopilot Level Mode)	1	3449509 and up
40	101117-022	CONTROL WHEEL ASSY - Pilot GFC 700 (See Figure 44C)	REF	3449459, 3449492 and up
-40A	100572-002	* CONTROL WHEEL ASSY - Complete (See Figure 68)	1	

- ITEM NOT ILLUSTRATED

When ordering, always specify Part Number, Description, and Serial Number of Aircraft

PIPER AIRCRAFT, INC.
PA-34-220T
AIRPLANE PARTS CATALOG

Figure and Index Number	Part Number	Nomenclature	No. Req.	Serial Numbers Affected
101A-45	-----	DISPLAY UNIT - GDU 1040 with GFC 700 (Garmin 011-00972-10) (See Note 1) (See Figure 44C)	REF	3449459, 3449467 and up
45A	-----	DISPLAY UNIT - GDU 1044 with GFC 700 Autopilot (Garmin 011-01078-10) (See Note 1) (See Figure 44C)	REF	3449459, 3449492 thru 3449508
45A	-----	DISPLAY UNIT - GDU 1054 (PS50193-87) (Garmin 011-03470-60) (See Note 1) (See Figure 44C)	REF	3449509 and up
45A	-----	DISPLAY UNIT - GDU 1045 with GFC 700 Autopilot (with Yaw) (Garmin 011-00819-10) (See Note 1) (See Figure 44C)	REF	3449459, 3449492 thru 3449508
45A	-----	DISPLAY UNIT - GDU 1055 with YAW (PS50193-81) (Garmin 011-03470-80) (See Note 1) (See Figure 44C)	REF	3449509 and up
50	101117-023	CONTROL WHEEL ASSY - (Co-pilot) GFC 700 (See Figure 44C)	REF	3449459, 3449492 and up
-50A	100572-002	* CONTROL WHEEL ASSY - Complete (See Figure 68)	1	
55	107872-004	SHIELD ASSY - Autopilot Servo - Pitch / Roll	2	3449459, 3449492 and up
55	107872-008	SHIELD ASSY - Autopilot Servo - Pitch / Roll	2	3449459, 3449492 and up
60	400-438	BOLT - AN3-4A (Quantity 16 - GFC 700 Autopilot w / Yaw)	12	
-60A	690-612	WASHER - (NAS1149F0363P) (Quantity 16 - GFC 700 Autopilot w / Yaw)	12	
61	400-437	BOLT - AN3-3A (Quantity 16 - GFC 700 Autopilot w / Yaw)	12	
-61A	690-612	WASHER - (NAS1149F0363P) (Quantity 16 - GFC 700 Autopilot w / Yaw)	12	
62	107863-001	BRACKET ASSY - Yaw Pulley	1	3449459, 3449492 and up
-62A	107859-001	* BRACKET - Yaw Pulley	1	3449459, 3449492 and up
-62B	107862-001	* PLATE - PIN - Yaw Pulley	1	3449459, 3449492 and up
63	400-446	* BOLT - (AN3-16A)	1	
-63A	690-609	* WASHER - (NAS1149F0332P)	2	
-63B	585-242	* SPACER - (NAS43DD3-18N)	1	3449459, 3449492 and up
-63C	690-612	* WASHER - (NAS1149F0363P)	1	
-63D	481-640	* PULLEY - (MS24566-1B)	1	3449459, 3449492 and up
-63E	690-758	* SPACER - (NAS43DD3-32N)	1	3449459, 3449492 and up
-63F	424-544	* COTTER PIN - (MS24665-142)	1	
64	415-508	* SCREW - (MS35206-218)	3	
-64A	690-616	* WASHER - (NAS1149FN832P)	3	
65	107855-001	BRACKET - Pitch	1	3449459, 3449492 thru 3449503
65	107855-002	BRACKET - Pitch	1	3449504 and up
-65A	107854-001	BRACKET ASSY - Pitch	1	3449459, 3449492 and up
70	411-530	* SCREW - (MS35207-261)	2	
-70A	690-609	* WASHER - (NAS1149F0332P)	2	
-70B	404-526	* NUT - (MS21042-3)	2	
-70C	463-515	GROMMET - (PS10003-10)	AR	
75	107852-001	BRACKET - Roll	1	3449459, 3449492 and up
80	687-582	* STUD - (VNS1924CA2-1-8)	1	
-80A	690-616	* WASHER - (NAS1149FN832P) (Quantity 2 - GFC 700 Autopilot w / Yaw)	1	
-80B	404-529	* NUT - MS21042-08 (Quantity 2 - GFC 700 Autopilot w / Yaw)	1	
85	107861-001	BRACKET - Pitch Trim Gearbox	1	3449459, 3449492 and up
-85A	107860-001	BRACKET ASSY - Pitch Trim Gearbox	1	3449459, 3449492 and up
90	107872-010	SHIELD ASSY - Autopilot Servo - Pitch Trim / Yaw (Quantity 2 - GFC 700 Autopilot w / Yaw)	1	3449459, 3449492 and up
90	107872-011	SHIELD ASSY - Autopilot Servo - Pitch Trim / Yaw (Quantity 2 - GFC 700 Autopilot w / Yaw)	1	3449459, 3449492 and up

- ITEM NOT ILLUSTRATED

When ordering, always specify Part Number, Description, and Serial Number of Aircraft

PIPER AIRCRAFT, INC.
PA-34-220T
AIRPLANE PARTS CATALOG

Figure and Index Number	Part Number	Nomenclature	No. Req.	Serial Numbers Affected
101A-				
95	107865-005	HARNES ASSY - GFC 700 Pitch Trim Servo	1	3449459, 3449492 and up
100	107858-002	BRACKET - Yaw Gearbox - Right - (Optional)	2	3449459, 3449492 and up
105	107858-001	BRACKET - Yaw Gearbox - Left - (Optional)	1	3449459, 3449492 and up
110	107857-001	BRACKET ASSY - Yaw Gearbox - (Optional)	1	3449459, 3449492 and up
115	415-535	SCREW - (MS35206-245)	1	
-115A	408-105	LOCK WASHER - (MS35335-31) (Quantity 2 - GFC 700 Autopilot w / Yaw)	1	
-115B	690-616	WASHER - NAS1149FN832P (Quantity 2 - GFC 700 Autopilot w / Yaw)	1	
-115C	404-529	NUT - (MS21042-08)	1	
-115D	487-608	STRAP - (PS10017-3-12-6F) (Quantity 2 - GFC 700 Autopilot w / Yaw)	1	3449459, 3449492 and up
116	463-515	GROMMET - (PS10003-10)	AR	
-120	107856-001	BRACKET - Yaw Gearbox - (Optional)	1	3449459, 3449492 and up
125	PS50207-22	SD CARD - Enhanced AFCS Enable, No USP (optional) (SEE NOTE 2)	1	3449459, 3449492 and up
130	475-229	MOUNT - (LHMS-S6-D)	1	
131	488-752	STRAP - (MS3367-2-9)	AR	
132	415-521	SCREW - (MS35206-231)	1	
133	690-640	WASHER - (NAS1149FN632P)	2	
134	404-528	NUT - (MS21042-06)	1	
135	554-954	CLAMP - (PS10017-8-4)	2	
136	411-533	SCREW - (MS35207-264)	4	
-136A	690-612	WASHER - (NAS1149F0363P)	8	
-136B	406-443	NUT - (NAS679A3W)	4	

NOTES:

1. MANUFACTURER'S PART NUMBERS ARE INCLUDED FOR REFERENCE ONLY. CONTACT MANUFACTURER FOR SERVICE OR REPLACEMENT.
2. INSTALL WHEN AFCS ENHANCED FEATURES ARE ORDERED.

- ITEM NOT ILLUSTRATED

When ordering, always specify Part Number, Description, and Serial Number of Aircraft

**PIPER AIRCRAFT, INC.
PA-34-220T
AIRPLANE PARTS CATALOG**

THIS PAGE INTENTIONALLY LEFT BLANK

PIPER AIRCRAFT, INC.
PA-34-220T
AIRPLANE PARTS CATALOG

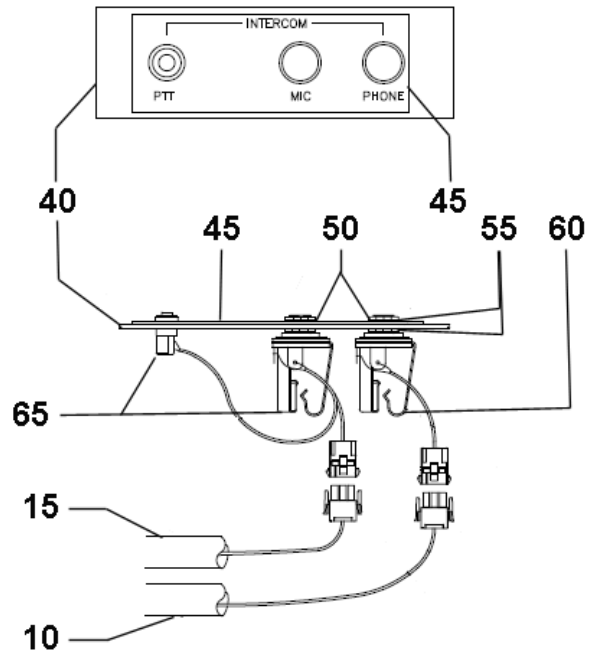
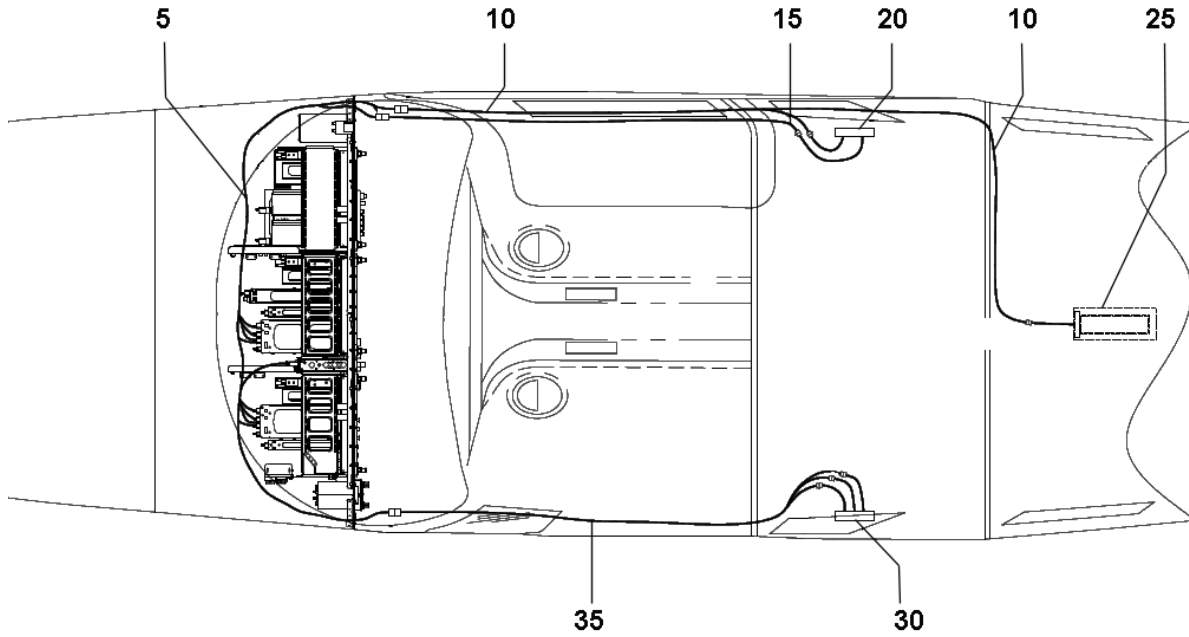


Figure 102. System Installation PASS 2 PTT - Audio

**PIPER AIRCRAFT, INC.
PA-34-220T
AIRPLANE PARTS CATALOG**

Figure and Index Number	Part Number	Nomenclature	No. Req.	Serial Numbers Affected
102	107435 (B)	DRAWING - System Installation PASS 2 PTT - Audio		3449479 thru 3449508
5	107445-002	HARNESS ASSY - Audio - AFT PTT	1	3449479 thru 3449508
10	105335-007	HARNESS ASSY - Right Rear Mic/Phone	1	3449479 thru 3449508
15	107445-004	HARNESS ASSY - PASS 2 Audio	1	3449479 thru 3449508
20	107435-003	INTERPHONE ASSY - PASS 2 PTT - Right Cover	1	3449479 thru 3449508
25	104215-XXX	CENTER CONSOLE ASSY (See Note 1) (See Figure 41)	REF	
30	100590-013	COVER PLATE ASSY - Passenger 1 MIC & Phone Jacks	1	3449479 thru 3449508
-30A	100590-012	* COVER PLATE - Intercom System	1	3449479 thru 3449508
-30B	100591-005	PLACARD - PHONE - MIC - AUX MUSIC INPUT	1	3449479 and up
35	107445-003	HARNESS ASSY - PASS 1 Audio	1	3449479 thru 3449508
40	107417-004	COVER PLATE ASSY - Right	1	3449479 thru 3449508
-40A	107417-003	COVER PLATE ASSY - Left	1	3449479 thru 3449508
-41	101823-005	BRACKET ASSY DAU	1	
-42	107440-001	BRACKET - PTT RELAY	1	3449479 thru 3449508
45	100591-008	PLACARD - PTT - MIC - PHONE	1	3449479 and up
50	-----	WASHER - (Supplied with Jack - 468-037 Phone and 468-002 Mic)	2	
55	-----	NUT - (Supplied with Jack - 468-037 Phone and 468-002 Mic)	2	
60	107445-006	HARNESS ASSY - PASS 2 Phone	1	3449479 thru 3449508
65	107445-005	HARNESS ASSY - PASS 2 Mic	1	3449479 thru 3449508

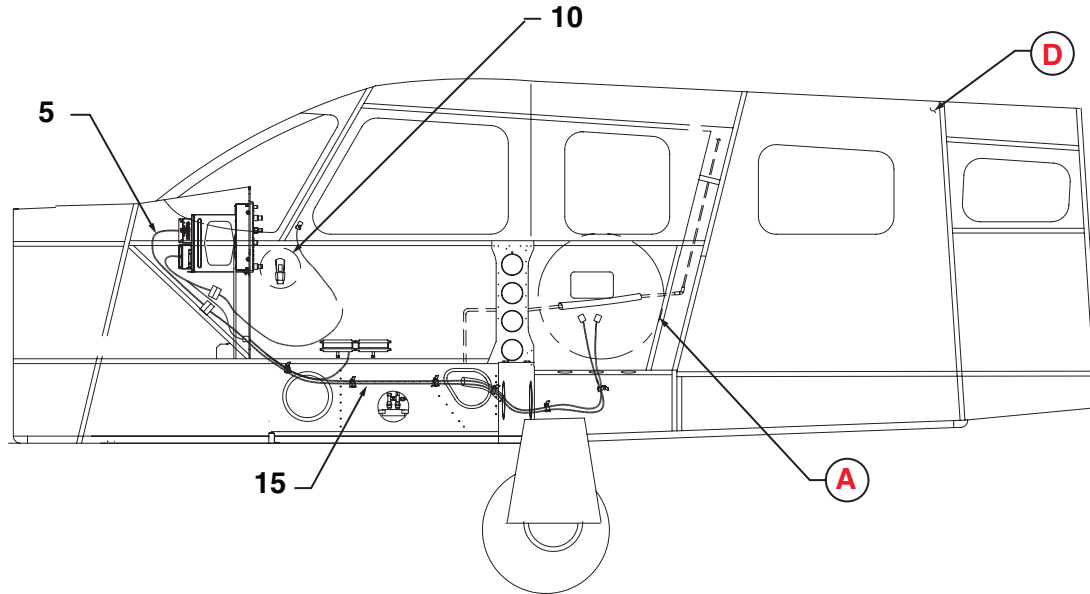
NOTES:

1. SPECIFY COLOR OR PART NUMBER SUFFIX , IF KNOWN, WHEN ORDERING.

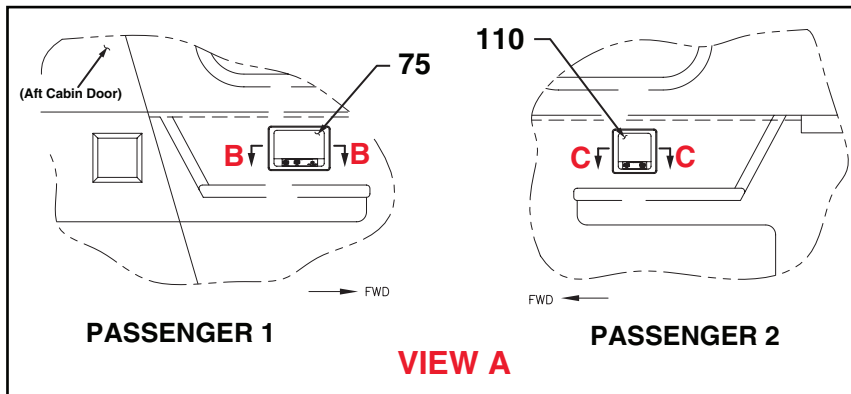
- ITEM NOT ILLUSTRATED

When ordering, always specify Part Number, Description, and Serial Number of Aircraft

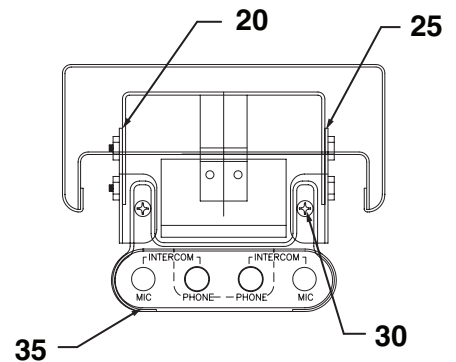
PIPER AIRCRAFT, INC.
PA-34-220T
AIRPLANE PARTS CATALOG



LOOKING INBOARD

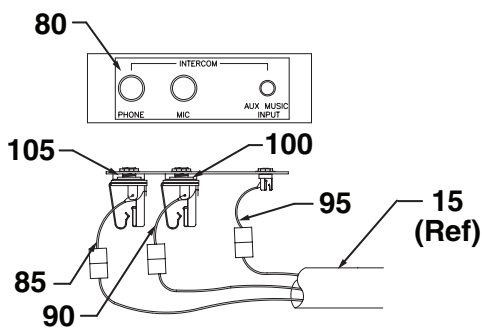


VIEW A



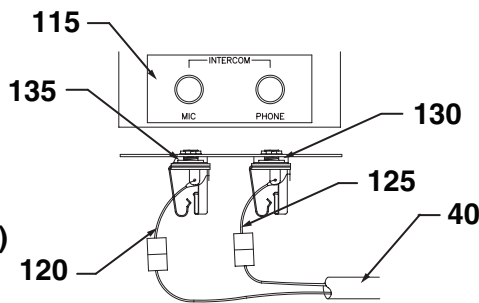
VIEW D

**LOOKING AFT
(PASSENGERS 3 and 4)**



VIEW B

PASSENGER 1 INTERCOM



VIEW C

PASSENGER 2 INTERCOM

Figure 102A. System Installation Audio
(Sheet 1 of 2)

PIPER AIRCRAFT, INC.
PA-34-220T
AIRPLANE PARTS CATALOG

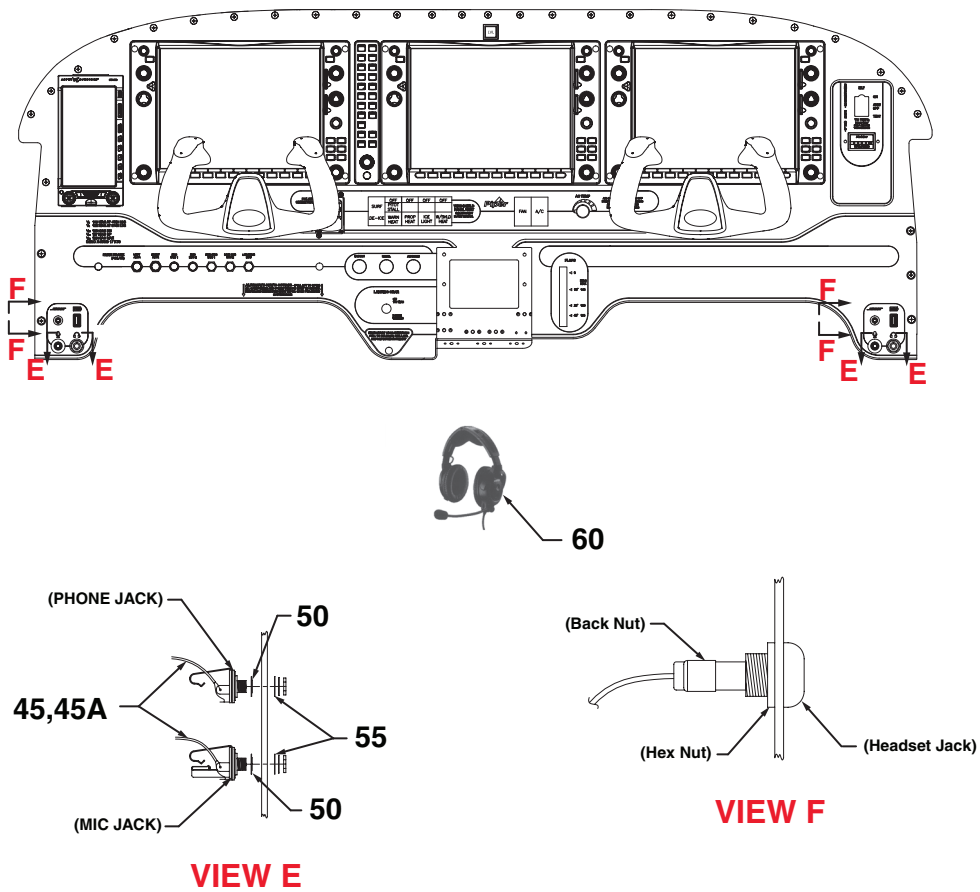


Figure 102A. System Installation Audio
 (Sheet 2 of 2)

PIPER AIRCRAFT, INC.
PA-34-220T
AIRPLANE PARTS CATALOG

Figure and Index Number	Part Number	Nomenclature	No. Req.	Serial Numbers Affected
102A	34F34A000 (B) 85200 (DD)	DRAWING - System Installation G1000 NXi Avionics DRAWING - Interior Installation		3449509 and up
-1	34F34A000-001	SYSTEM INSTALLATION - Avionics Fuselage	REF	3449509 and up
5	34F34A006-001	* HARNESS ASSY - Audio	1	3449509 and up
10	68856-013	* MICROPHONE KIT	1	
15	107309-003	* HARNESS ASSY - PASS 1 Audio	1	
20	100903-002	* BRACKET ASSY	1	
25	100903-004	* BRACKET ASSY	1	
30	514-751	* SCREW - (PS10084-28-2)	2	
35	100969-004	* JACK ASSY	1	
40	105335-003	* HARNESS ASSY - PASS 2	1	
45	34F34A006-002	* HARNESS ASSY - Pilot Audio	1	3449509 and up
45A	34F34A006-003	* HARNESS ASSY - Copilot Audio	1	3449509 and up
50	467-493	* WASHER - Shoulder (S-1029)	4	
55	594-048	* WASHER - Insulating (S-1028)	4	
60	601-260	HEADSET - Aviation, Bose A20 (optional)	2	3449509 and up
-65	85200-013	INTERIOR INSTALLATION	REF	3449459, 3449467 and up
-70	85210-497	* PANEL ASSY	REF	
75	100590-019	* PLATE ASSY - Cover	1	
80	100591-005	** PLACARD	1	
85	100968-005	** WIRE ASSY	1	
90	100968-004	** WIRE ASSY	1	
95	104804-002	** WIRE ASSY	1	
100	594-048	** WASHER - Fiber	2	
105	467-493	** WASHER - Shoulder	2	
110	100590-006	* PLATE ASSY - Cover	1	
115	100591-004	** PLACARD	1	
120	85457-013	** WIRE ASSY	1	
125	85457-004	** WIRE ASSY	1	
130	594-048	** WASHER - Fiber	2	
135	467-493	** WASHER - Shoulder	2	

- ITEM NOT ILLUSTRATED

When ordering, always specify Part Number, Description, and Serial Number of Aircraft

**PIPER AIRCRAFT, INC.
PA-34-220T
AIRPLANE PARTS CATALOG**

THIS PAGE INTENTIONALLY LEFT BLANK

PIPER AIRCRAFT, INC.
PA-34-220T
AIRPLANE PARTS CATALOG

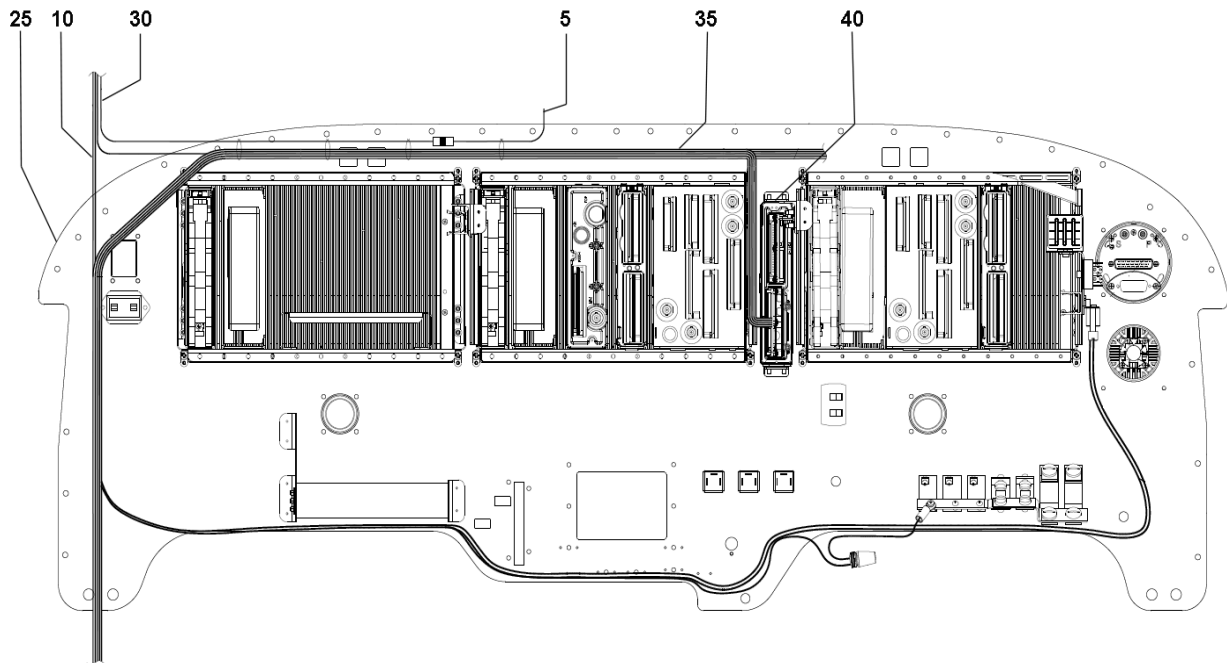
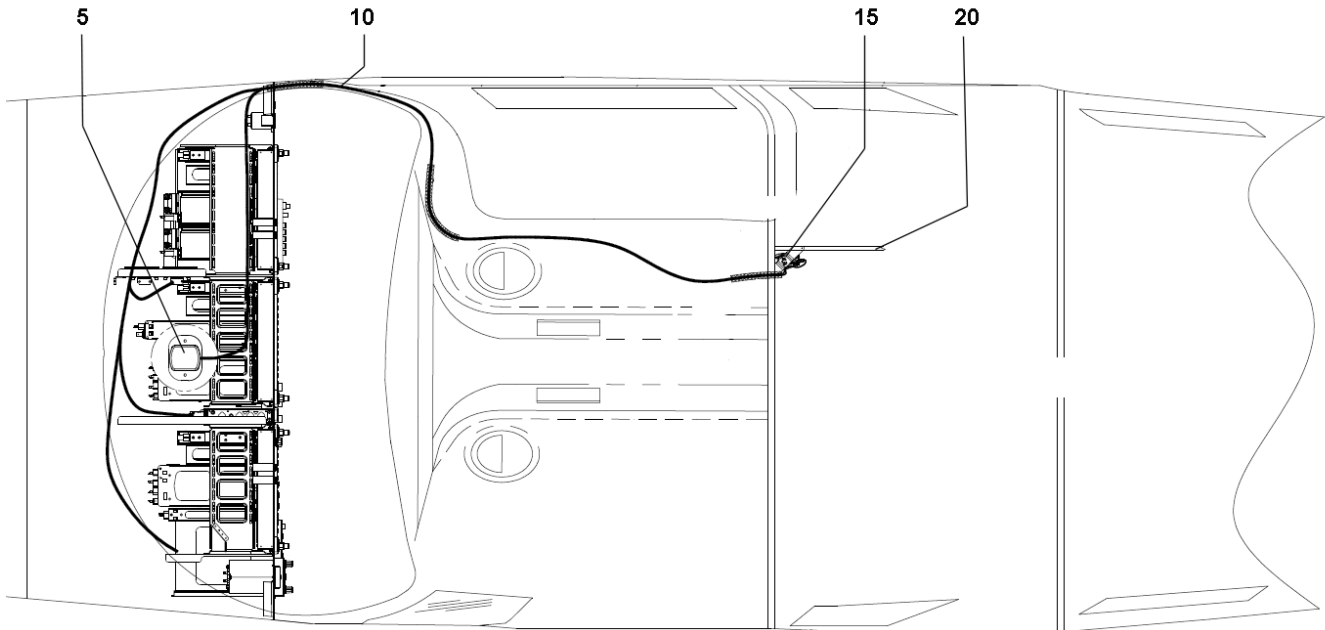


Figure 103. System Installation Vision 1000
(Sheet 1 of 2)

PIPER AIRCRAFT, INC.
PA-34-220T
AIRPLANE PARTS CATALOG

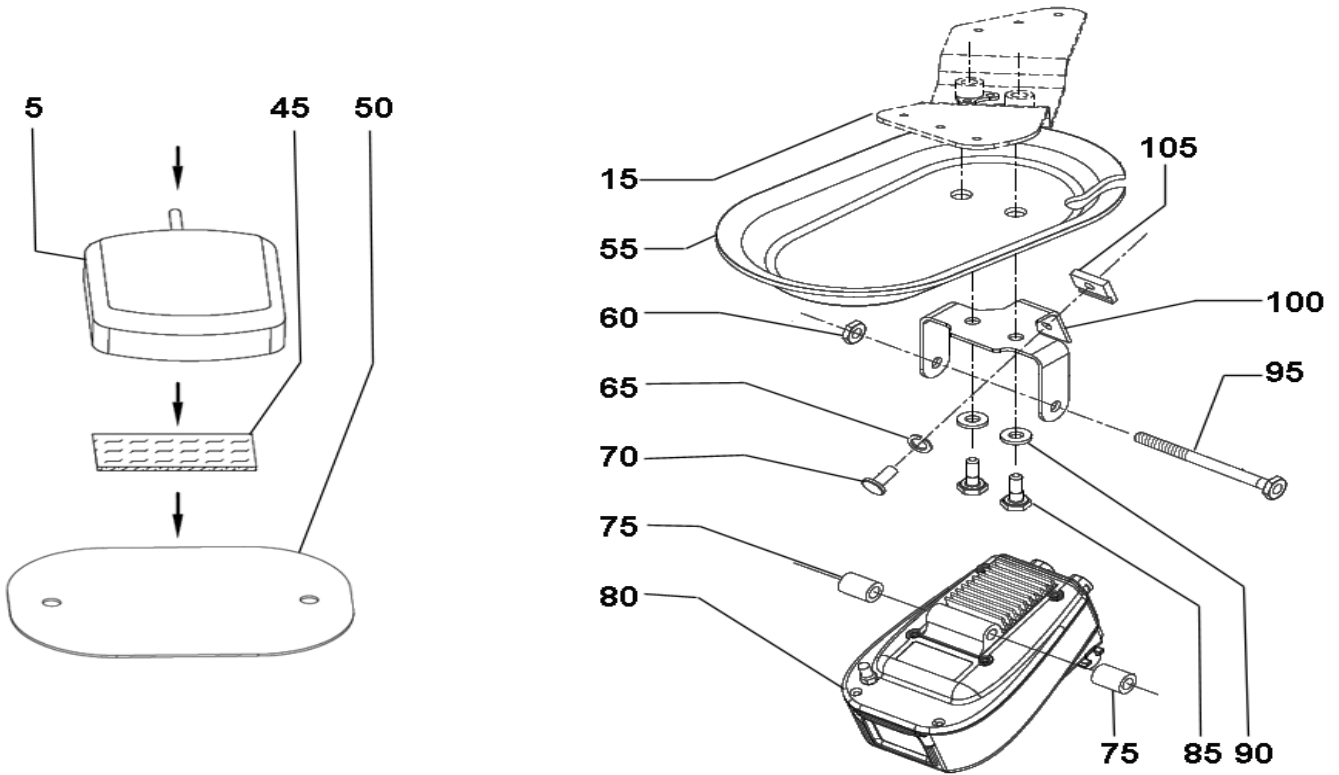


Figure 103. System Installation Vision 1000
(Sheet 2 of 2)

PIPER AIRCRAFT, INC.
PA-34-220T
AIRPLANE PARTS CATALOG

Figure and Index Number	Part Number	Nomenclature	No. Req.	Serial Numbers Affected
103	107436	DRAWING - System Installation Vision 1000		3449479 and up
-1	-----	VISION 1000 Installation Kit (Appareo 153027-000031) (See Note 1)	1	3449479 and up
-1A	-----	VISION 1000 Hardware Kit (Appareo 153025-000043) (See Note 1)	1	3449479 and up
5	-----	GPS ASSY with SMB Connector (Appareo 153560-000002) (See Note 1)	1	3449479 and up
10	107446-002	HARNES ASSY - Vision 1000	1	3449479 and up
15	107441-001	BRACKET ASSY - CAMERA	1	3449479 and up
20	68346-001	CHANNEL ASSY - Upper Cockpit - Center Right (See Figure 10)	REF	
25	107281-002	INSTRUMENT PANEL ASSY (See Figure 44C)	REF	3449467 and up
-25A	107280-002	* INSTRUMENT PANEL G1000 (See Figure 44C)	REF	3449467 and up
-25B	107281-004	INSTRUMENT PANEL ASSY (See Figure 44C)	REF	3449467 and up
-25C	107280-003	* INSTRUMENT PANEL G1000 - (Optional Equipment) (See Figure 44C)	REF	3449467 and up
-25D	107280-004	* INSTRUMENT PANEL G1000 (See Figure 44C)	REF	3449467 and up
30	-----	RG-316 CABLE with SMB Plugs-10 (Appareo 153560-000003) (See Note 1)	1	3449479 and up
35	107237-002	HARNES ASSY - Display System (See Figure 85A)	REF	3449459, 3449467 and up
40	-----	AUDIO PANEL - GMA 1347 (Garmin 011-00809-00) (See Note 1) (See Figure 44C)	REF	
45	380-052	TAPE - (5962 - .50X36)	AR	
50	107429-001	ANGLE - RETAINER -COVER	1	3449479 and up
55	107428-002	COVER - CAMERA MOUNT	1	3449479 and up
60	-----	NUT - (M5 SS) (Appareo 352011-000035) (See Note 1)	1	3449479 and up
65	-----	LOCK WASHER - (M4 SS) (Appareo 352012-000027) (See Note 1)	1	3449479 and up
70	-----	SCREW - (M4X8 Low Profile) (Appareo 352010-000089) (See Note 1)	1	3449479 and up
75	-----	SPACER - (Black Al) (Appareo 352041-000003) (See Note 1)	2	3449479 and up
80	-----	VISION 1000 Camera (Appareo 150575-000015) (See Note 1)	1	3449479 and up
85	693-200	BOLT (NAS 6603-3)	2	
90	690-617	WASHER (NAS1149C0363R)	2	
95	-----	BOLT (M5X65 SS)(Appareo 352010-000088) (See Note 1)	1	3449479 and up
100	107425-001	BRACKET	1	3449479 and up
105	-----	VISION 1000 CLAMPING PLATE (Appareo 351005-000037) (See Note 1)	1	3449479 and up

NOTES:

1. MANUFACTURER'S PART NUMBERS ARE INCLUDED FOR REFERENCE ONLY. CONTACT MANUFACTURER FOR SERVICE OR REPLACEMENT.

- ITEM NOT ILLUSTRATED

When ordering, always specify Part Number, Description, and Serial Number of Aircraft

**PIPER AIRCRAFT, INC.
PA-34-220T
AIRPLANE PARTS CATALOG**

THIS PAGE INTENTIONALLY LEFT BLANK

**PIPER AIRCRAFT, INC.
PA-34-220T
AIRPLANE PARTS CATALOG**

Figure and Index Number	Part Number	Nomenclature	No. Req.	Serial Numbers Affected
AVIONICS INSTALLATION DRAWINGS				
06305-003		Avionics Optional Equipment List		3447001 thru 3447029
06305-004		Avionics Optional Equipment List		3449001 thru 3449096
06305-005		Avionics Optional Equipment List		3449097 thru 3449151
06305-007		Avionics Optional Equipment List		3449152 thru 3449160, 3449162 thru 3449177
06305-008		Avionics Optional Equipment List		3449161, 3449178 thru 3449195
06305-009		Avionics Optional Equipment List		3449196 thru 3449300
06305-010		Avionics Optional Equipment List - EFIS (optional)		3449269 thru 3449300
06305-011		Avionics-Optional Equipment List		3449301 thru 3449310, 3449312, 3449313
06305-012		Avionics-Optional Equipment List - EFIS (optional)		3449301 thru 3449310, 3449312, 3449313
06305-013		Avionics-Optional Equipment List		3449314 thru 3449322
06305-014		Avionics-Optional Equipment List		3449324, 3449325
104423-002		Avionics Cooling Blower Installation		3449161, 3449178 thru 3449310, 3449312 thru 3449322, 3449324, 3449325 (without Entegra)
101814-002		Avionics System Installation - with Entegra		3449311, 3449323, 3449326 thru 3449397 (with Entegra)
101814-003		Avionics System Installation - with Entegra		3449398 thru 3449409 (Entegra/WAAS)
107350		G600 Avionics Installation		3449410 and up (with G600)
107250-002		G1000 Avionics Installation		3449459, 3449467 thru 3449508
107250-003		G1000 Avionics Installation with GFC 700		3449459, 3449492 thru 3449508
34F34A000-001		Avionics System Installation G1000 NXi - Fuselage		3449509 and up

- ITEM NOT ILLUSTRATED

When ordering, always specify Part Number, Description, and Serial Number of Aircraft

**PIPER AIRCRAFT, INC.
PA-34-220T
AIRPLANE PARTS CATALOG**

**SECTION XIV
MISCELLANEOUS GROUP**

PIPER AIRCRAFT, INC.
PA-34-220T
AIRPLANE PARTS CATALOG

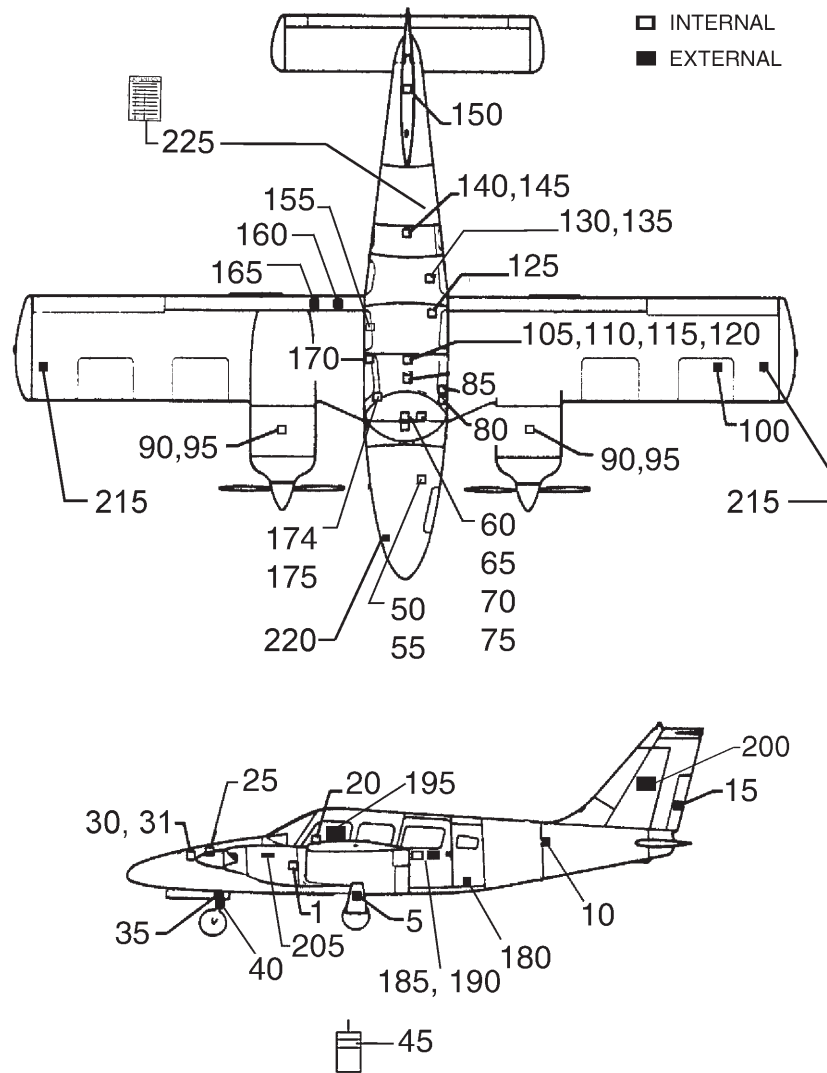


Figure 104. Placards - Exterior and Interior

PIPER AIRCRAFT, INC.
PA-34-220T
AIRPLANE PARTS CATALOG

Figure and Index Number	Part Number	Nomenclature	No. Req.	Serial Numbers Affected
104-	87290 (CD) 83363 (Z)	DRAWING - Placards Installation – Exterior and Interior DRAWING - Exterior Finish		
1	583-582	PLACARD - LEVEL POINT (87341-003) (Alternate Decal 656-275 also may be used)	2	
5	583-636	PLACARD - SERVICE INSTRUCTIONS, PIPER STRUT SERIAL NO. ... (87369-024), Main Gear	2	
10	656-237	DECAL - STATIC VENTS KEEP CLEAN (100700-004) (Alternate Decal 100700-005 (656-238) may also be used)	2	
10	583-538	PLACARD - STATIC VENTS KEEP CLEAN - (87336-002)	2	
15	583-581	PLACARD - DO NOT PUSH (87341-002) (Alternate decal 100700-025 (656-279) also may be used)	2	
20	582-652	PLACARD - DO NOT OPEN ABOVE 129 KIAS (69669-141), Storm Window	1	
25	582-494	PLACARD - PRESS BALL TO UNLATCH (69669-080)	1	
30	582-659	PLACARD - MAXIMUM BAGGAGE THIS COMPARTMENT 100 LBS SEE THE LIMITATIONS...(69669-148)	1	
-31	582-520	PLACARD - TO SECURE DOOR IN OPEN POSITION....(69669-081)	1	
-32	582-787	PLACARD - OIL DRAIN PROBE STORED IN FWD BAGGAGE COMPARTMENT - (35669-011)	1	
35	583-635	PLACARD - SERVICE INSTRUCTIONS, PIPER STRUT SERIAL NO. ... (87369-023), Nose gear	1	
40	582-943	PLACARD - CAUTION ROD END BOLT... (35669-026)	1	
-40A	582-783	PLACARD - (35669-005)	1	3449060 and up
-40B	582-786	PLACARD - TURN LIMIT (35669-008)	1	3449060 and up
45	581-055	PLACARD - PIPER FUEL CHECKER (62923-000)	1	
50	581-883	PLACARD - BRAKE FLUID RESERVOIR, FILL TO FLUID LEVEL LINE (96546-000) (See Note 1)	1	
55	581-738	PLACARD - FLUID LEVEL LINE (96548-000), Brake Reservoir (See Note 1)	1	
-56	683-208	PLACARD - CAUTION AFTER FILLING RESERVOIR ... (87369-072)	1	
60	684-976	DECAL - ALT AIR - OFF ON - PULL TO UNLOCK (100700-092) (Cover Assy Engine Controls)	2	3449161, 3449301 thru 3449310, 3449312 thru 3449322, 3449324, 3449325, 3449410 and up
-61	684-972	DECAL - INCR PROP RPM DECR FEATHER (100700-088)	1	
-62	684-973	DECAL - OPEN THROTTLE CLOSE (100700-089)	1	
-63	684-974	DECAL - RICH MIXTURE LEAN (100700-090)	1	
-64	583-451	PLACARD - ALT AIR OFF ON PULL TO UNLOCK (35669-173)	2	
65	581-736	PLACARD - PULL CLOSE L COWL FLAP R PUSH OPEN(95961-000)	1	
-66	684-977	DECAL - PROP SYNC OFF 1 2 (100700-093)	1	
-67	684-975	DECAL - USE SYNC OFF POSITION FOR TAKEOFF.... (100700-091)	1	
70	583-625	PLACARD - MAXIMUM TAKEOFF WEIGHT, MAXIMUM LANDING WEIGHT (87369-019)	1	3447001 thru 3447029
70	683-339	PLACARD - MAXIMUM TAKEOFF WEIGHT, MAXIMUM LANDING WEIGHT (87369-079)	1	3449001 and up
75	581-689	PLACARD - D - N - UP - (67786-000), Stabilator Trim	1	
-76	582-457	PLACARD - CABIN AIR PULL OFF (69669-077)	1	
-77	683-316	PLACARD - CABIN AIR PULL CLOSED (69669-206)	1	3449161, 3449301 thru 3449310, 3449312 thru 3449322, 3449424, 3449425, 3449410 and up
80	656-281	DECAL - LIMITATIONS INFORMATION, WARNING, CAUTION (100700-029)	1	3449001 and up

- ITEM NOT ILLUSTRATED

When ordering, always specify Part Number, Description, and Serial Number of Aircraft

PIPER AIRCRAFT, INC.
PA-34-220T
AIRPLANE PARTS CATALOG

Figure and Index Number	Part Number	Nomenclature	No. Req.	Serial Numbers Affected
104-80	683-312	PLACARD - LIMITATIONS INFORMATION, WARNING, CAUTION (69669-202)	1	3447001 thru 3447029
80	684-993	DECAL - LIMITATIONS AND INFORMATION, WARNING, CAUTION (100700-104)	1	3449459, 3449467 and up
-80A	656-255	DECAL - ARMRESTS ARE TO BE IN STOWED POSITION... (100700-020), (To be centered Fore/Aft with storm window)	1	
85	582-614	PLACARD - PITOT STATIC SYSTEM DRAIN (69669-115)	1	
90	581-114	PLACARD - OIL COOLER WINTERIZATION PLATE ... (63408-000)	2	
95	583-541	PLACARD - RECOMMENDED SAE GRADE OIL... (87339-002)	2	
100	456-682	DECAL - AVGAS ONLY, GRADE 100LL, GRADE 100	2	
105	582-608	PLACARD - LEFT ENGINE - ON FUEL 61.5 GAL PER SIDE OFF X FEED - RIGHT ENGINE - (69669-113)	1	3447001 thru 3447029
105	683-324	PLACARD - LEFT ENGINE - ON FUEL 61.5 GAL PER SIDE OFF X FEED - RIGHT ENGINE - (69669-209)	1	3449001 thru 3449458
110	583-393	PLACARD - NOSE L, N, NOSE R (35669-164)	1	
115	582-072	PLACARD - WARMER CLOSED AIR INTAKE EXT. COLD OPR OPEN - (69669-009)	1	
120	683-313	PLACARD - GROUND OPERATION..., FLIGHT OPERATION... (69669-203)	1	
125	656-282	PLACARD - MONITOR ALL LOOSE ITEMS AND CONSOLE... (100700-028)	1	3449001 thru 3449195
-125A	656-284	DECAL - MAXIMUM WEIGHT ALLOWABLE ON THE CONSOLE TOP... (100700-031)	1	3449001 thru 3449195
-125B	100906-002	PLACARD ASSY - MAXIMUM WEIGHT 2.5 LBS. (Right, 5-seat, entertainment console)	1	3449001 thru 3449195
-125C	100906-003	PLACARD ASSY - MAXIMUM WEIGHT 2 LBS. (Right, 5-seat, entertainment console)	1	3449001 thru 3449195
-125D	100906-004	PLACARD ASSY - MAXIMUM WEIGHT 4 LBS. (Right, 5-seat, entertainment console)	1	3449001 thru 3449195
-125E	100906-005	PLACARD ASSY - MAXIMUM WEIGHT 12 LBS. (Right, 5-seat, Jepp storage compartment)	1	3449001 thru 3449195
-125F	100906-006	PLACARD ASSY - MAXIMUM WEIGHT 10 LBS. (Right, 5-seat, ice chest drawer)	1	3449001 thru 3449195
-125G	100906-007	PLACARD ASSY - MAXIMUM WEIGHT 7 LBS. (Right, 5-seat, computer compartment shelf)	1	3449001 thru 3449195
-125H	100906-008	PLACARD ASSY - MAXIMUM WEIGHT 8 LBS. (Right, 5-seat, entertainment console)	1	3449001 thru 3449195
-125J	656-283	DECAL - AUX POWER 12VDC (100700-030) (Right, 5-seat, entertainment console)	1	3449001 thru 3449195
-125K	104232-002	PLACARD - STORAGE FOR PAPER PRODUCTS ONLY	1	3449116 and up
-126	683-307	PLACARD - (Light Symbol) (69669-200)	1	
130	583-537	PLACARD - DOOR RELEASE, Aft Cabin (87335-002)	1	
135	36501-002	TRANSFER - OPEN - ENGAGE LATCH BEFORE FLIGHT - LATCH	1	
140	683-957	PLACARD - MAXIMUM BAGGAGE THIS COMPARTMENT 80 LBS. NO HEAVY OBJECTS ON HAT SHELF - (96272-004)	1	3449001 thru 3449322
140	581-661	PLACARD - MAXIMUM BAGGAGE THIS COMPARTMENT 100 LBS. NO HEAVY OBJECTS ON HAT SHELF - (96272-000)	1	3447001 thru 3447029; 3449311, 3449323, 3449326 thru 3449397 (with Entegra)
145	581-557	PLACARD - SOFT WEAR ONLY - (66787-000) Cabin Bulkhead	1	
-145A	101116-002	PLACARD ASSY - REAR PASSENGER / BAGGAGE AREAS MAXIMUM ALLOWABLE WEIGHT...	1	3449001 thru 3449458

- ITEM NOT ILLUSTRATED

When ordering, always specify Part Number, Description, and Serial Number of Aircraft

PIPER AIRCRAFT, INC.
PA-34-220T
AIRPLANE PARTS CATALOG

Figure and Index Number	Part Number	Nomenclature	No. Req.	Serial Numbers Affected
104-				
-145B	101116-004	PLACARD ASSY - PILOTS, PASSENGERS, AND BAGGAGE AREAS, MAXIMUM ALLOWABLE WEIGHT...	1	3449459, 3449467 and up
150	581-888	PLACARD - FOR ALTERATION REQUIRING CHANGE IN BALANCE SEE SERVICE MANUAL - (78040-000)	1	
155	100882-002	PLACARD - NO SMOKING	1	3449001 thru 3449508
155	46G110002-001	DECAL - NO SMOKING	1	3449509 and up
160	582-789	PLACARD - WARNING FLAP STEP UNSAFE - (35664-002)	1	
165	583-583	PLACARD - NO STEP - (87341-004)	2	
165	656-235	PLACARD - NO STEP - (100700-002) (Alternate Decal 100700-003 (656-236) may also be used)	2	
170	581-123	PLACARD - FUEL SYSTEM SUMP DRAIN INSIDE PUSH DOWN TO DRAIN - (65463-000)	1	
174	582-618	PLACARD - OPEN - (69669-117) Door	1	
175	656-277	DECAL - LATCHED - (100700-026) Forward Door	1	
-175A	656-278	DECAL - CAUTION DO NOT ATTEMPT TO CLOSE DOOR WITH HANDLE IN LATCHED POSITION (100700-027) Forward Door	1	
180	683-315	PLACARD - EXTERNAL POWER 28 VOLTS D.C. TURN ... (69669-205) (Alternate decal 100700-012 (656-245) may also be used)	1	
185	683-408	PLACARD - OPEN ABOVE LATCH, PULL HANDLE TO OPEN (69669-223)	1	
190	683-411	PLACARD - RELEASE ABOVE LATCH, PULL HANDLE TO OPEN (35669-223) (Alternate 35669-235 (683-950) also may be used)	1	
195	683-410 or	PLACARD - PULL TO OPEN - Black on Transparent Background (35669-234)	1	
-195	683-951 or	PLACARD - PULL TO OPEN - White on Transparent Background (35669-236)	1	
-195	684-966	PLACARD - PULL TO OPEN - Black on White Background (35669-243)	1	
200	687-692	STENCIL - SENECA (100898-003)	2	3449001 thru 3449230
-200A	689-690	STENCIL - V (100899-002)	2	3449001 thru 3449230
205	687-683	STENCIL - Seneca IV (optional) (83370-002)	2	3447001 thru 3447029
205A	-----	DELETED		
210	587-680	STEP SAFETY WALK (68015-000)	1	
215	684-987	DECAL - USE ONLY NON-MAGNETIC FASTENERS WITHIN 12 INCHES OF MAGNETOMETER - (100700-103) (Optional) (Letters Black -Background Clear) (Center Decal on Magnetometer Cover)	AR	3449459, 3449467 and up
215	684-101	DECAL - USE ONLY NON-MAGNETIC FASTENERS WITHIN 12 INCHES OF MAGNETOMETER - (100700-111) (Optional) (Letters White -Background Clear) (Center Decal on Magnetometer Cover)	AR	3449459, 3449467 and up
220	581-541	PLACARD - STARTING PROCEDURE FOR EXTERNAL POWER (47757-002)	1	3447001 thru 3447029
225	683-340	PLACARD - ATTENTION THIS COMPRESSOR (69669-211) (See Note 2)	1	3449001 and up

NOTES:

1. NEW BRAKE RESERVOIRS DO NOT REQUIRE THESE DECALS. EXISTING BRAKE RESERVOIRS IN THE FIELD STILL REQUIRE THESE DECALS IF THE ORIGINAL IS LOST OR DAMAGED.
2. CENTER PLACARD ON CENTER LINE OF EXPANSION VALVE.

- ITEM NOT ILLUSTRATED

When ordering, always specify Part Number, Description, and Serial Number of Aircraft

PIPER AIRCRAFT, INC.
PA-34-220T
AIRPLANE PARTS CATALOG

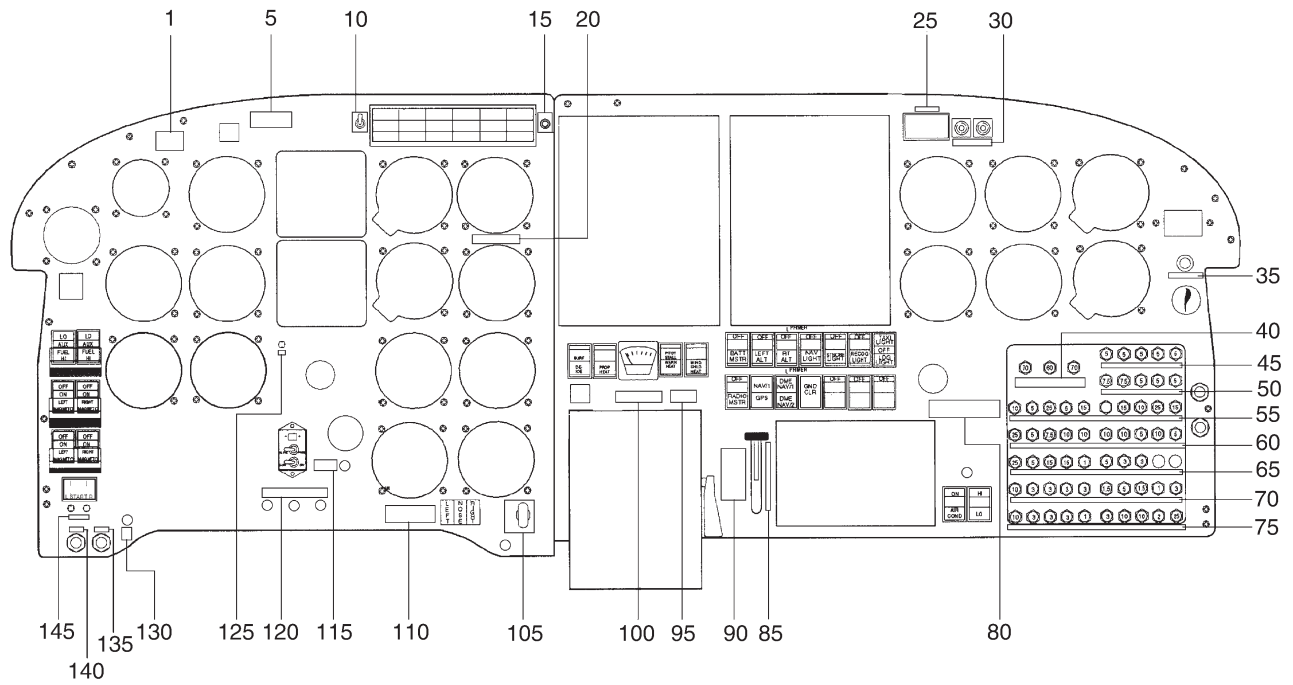


Figure 104A. Placards - Instrument Panel
 (Serial numbers 3447001 thru 3447029)

PIPER AIRCRAFT, INC.
PA-34-220T
AIRPLANE PARTS CATALOG

Figure and Index Number	Part Number	Nomenclature	No. Req.	Serial Numbers Affected
104A-	83366 (E)	DRAWING - Placards Installation - Instrument Panel		3447001 thru 3447029
1	656-138	DECAL - SPEED LIMITATIONS - V _A 140 AT 4750 LBS... (84967-146)	1	
5	19099-000	PLATE - Aircraft Registration (N Number) (When ordering, specify registration number)	1	
10	683-291	DECAL - NIGHT - DAY - (84967-130)	1	
15	683-294	DECAL - PRESS TO TEST - (84967-133)	1	
20	656-139	DECAL - AVOID CONTINUOUS GROUND OPERATION... (84967-147) (Only required with two-bladed propeller installation)	1	
25	656-151	DECAL - AMMETER - (84967-159)	1	
30	656-148	DECAL - L. ALT AMPS - R. ALT AMPS - (84967-156)	1	
35	683-298	DECAL - KLN-90 DATALOADER - (84967-137)	1	
40	656-130	DECAL - Circuit Breaker - LEFT ALTERNATOR - BATTERY - RIGHT ALTERNATOR - (84967-119)	1	
45	656-129	DECAL - Circuit Breaker - TURN & BANK, 1 & 2 - ENGINE GAGES L & R - STALL WARN - (84967-118)	1	
50	656-128	DECAL - Circuit Breaker - FUEL PUMPS L, R - ALTNTR FIELD L, R - ANNUN - (84967-117)	1	
55	656-127	DECAL - Circuit Breaker - START & ACC - LANDING GEAR CONT, PUMP PROP SYNC - FLAPS - AIR COND - FR AIR BLWR - DE-ICE SURFACE PROP - HEATER - (84967-116)	1	
60	656-150	DECAL - Circuit Breaker - AVIONICS BUS 2 - LIGHTS - AVIONICS, RECOG, NAV, ANTI-COLL, LANDING/TAXI, INST PNL, CABIN, FLOOD - (84967-158)	1	
65	656-135	DECAL - Circuit Breaker - AVIONICS BUS 1, WING ICE LIGHT, WSHLD HEAT, PITOT HEAT, AUTOPLT ALERT, PITCH TRIM, AUTO PLT, COMPASS, INV, RMI - (84967-122)	1	
70	656-134	DECAL - Circuit Breaker - COM 1 - COM/NAV 1, NAV 1, XPNDR 1, DME 1, ADF 1, SPKR AUDIO, PHONE AUDIO, MKR BCN, ENC ALT, MAP DISPLAY - (84967-121)	1	
75	656-149	DECAL - Circuit Breaker - COM/NAV 2, NAV 2, XPNDR 2, DME 2, ADF 2, GPS, ST SCOPE, RAD ALT, RADAR, BUS TIE - (84967-157)	1	
80	656-146	DECAL - WARNING - AIR CONDITIONER MUST BE OFF ... (84967-154)	1	
85	656-145	DECAL - FLAP 0°, 10°, 25°, 40° - (84967-153)	1	
90	656-144	DECAL - ALTERNATE STATIC SOURCE ...- (84967-152)	1	
95	656-152	DECAL - WARNING - THIS AIRCRAFT IS NOT APPROVED ... (84967-160)	1	
100	656-153	DECAL - WINDSHIELD PANEL HEAT - SEE AIRCRAFT FLIGHT MANUAL - (84967-161)	1	
105	656-140	DECAL - GEAR UP 108 KIAS MAX, DOWN 130 KIAS MAX (84967-148)	1	
110	656-141	DECAL - EMERGENCY GEAR EXTENSION PULL TO ... (84967-149)	1	
115	656-147	DECAL - OXYGEN - PULL ON - (84967-155)	1	
120	656-108	DECAL - DIMMING - SWITCH-PANEL-AVIONICS - (84967-101)	1	
125	683-296	DECAL - GPS - (84967-135)	1	
130	656-142	DECAL - PARK BRAKE PULL - (84967-150)	1	
135	683-292	DECAL - PHONE - (84967-131)	2	
140	683-293	DECAL - MIKE - (84967-132)	2	
145	656-143	DECAL - L PRIMER R - (84967-151)	1	
-150	583-946	PLACARD - OXYGEN CYLINDER INSTALL CYLINDER ... (87369-042)	1	

- ITEM NOT ILLUSTRATED

When ordering, always specify Part Number, Description, and Serial Number of Aircraft

PIPER AIRCRAFT, INC.
PA-34-220T
AIRPLANE PARTS CATALOG

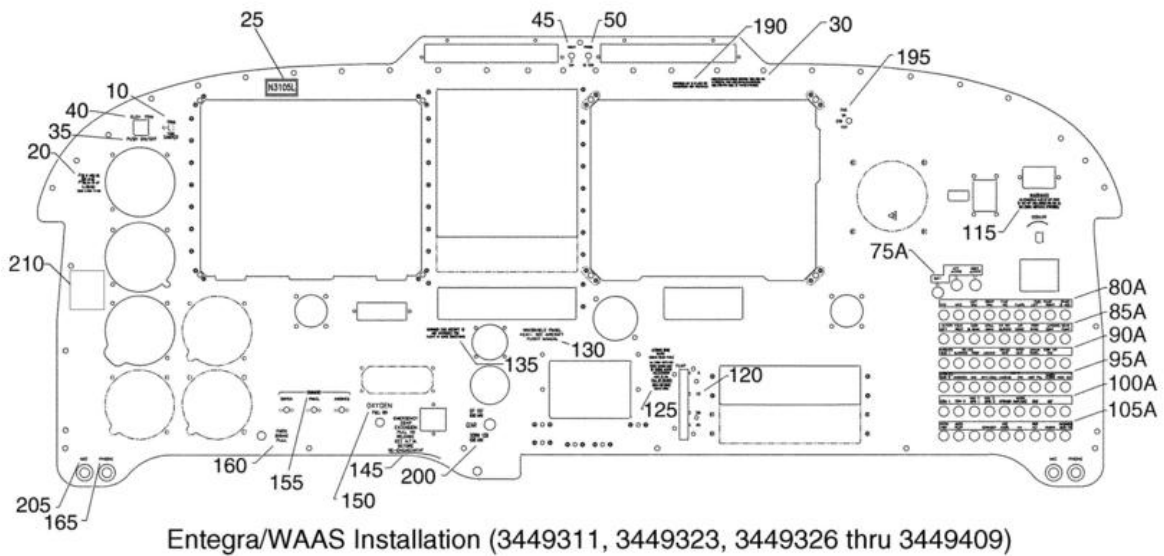
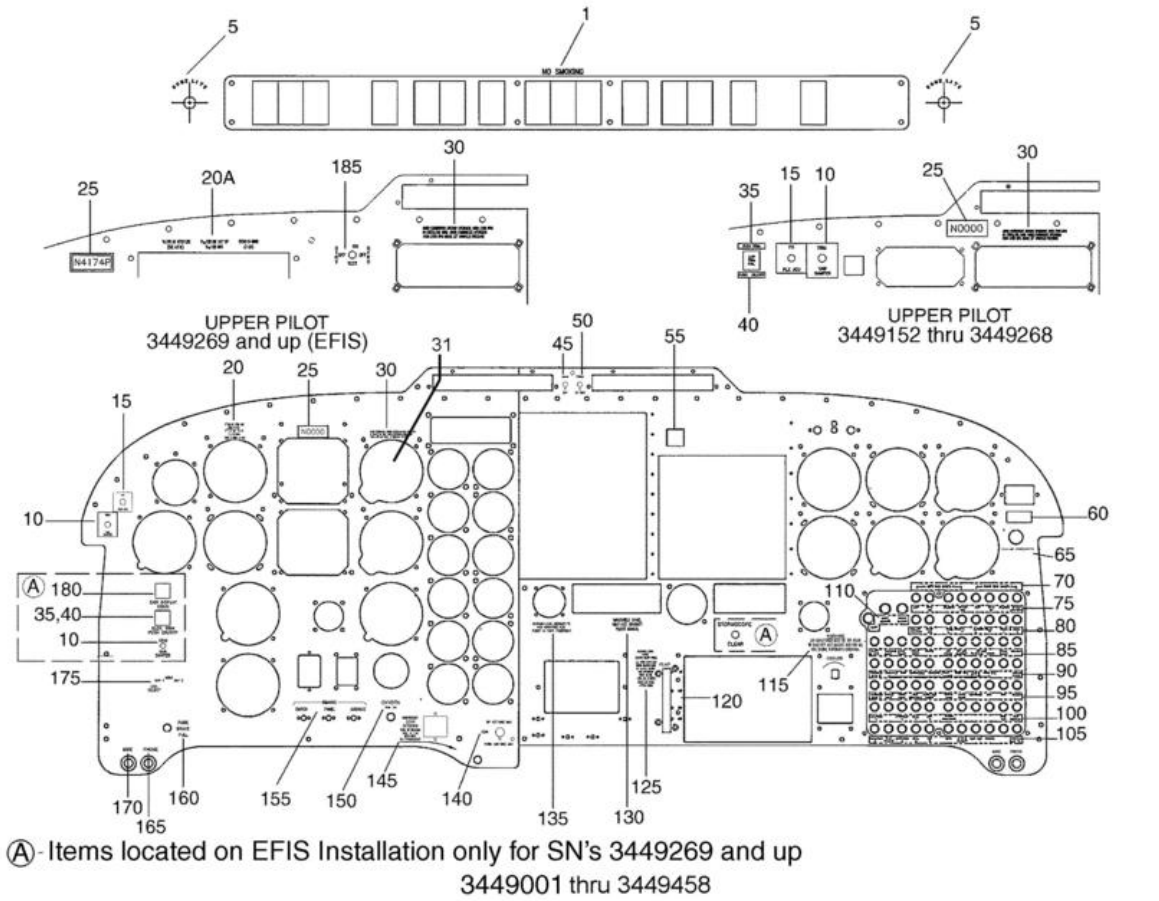
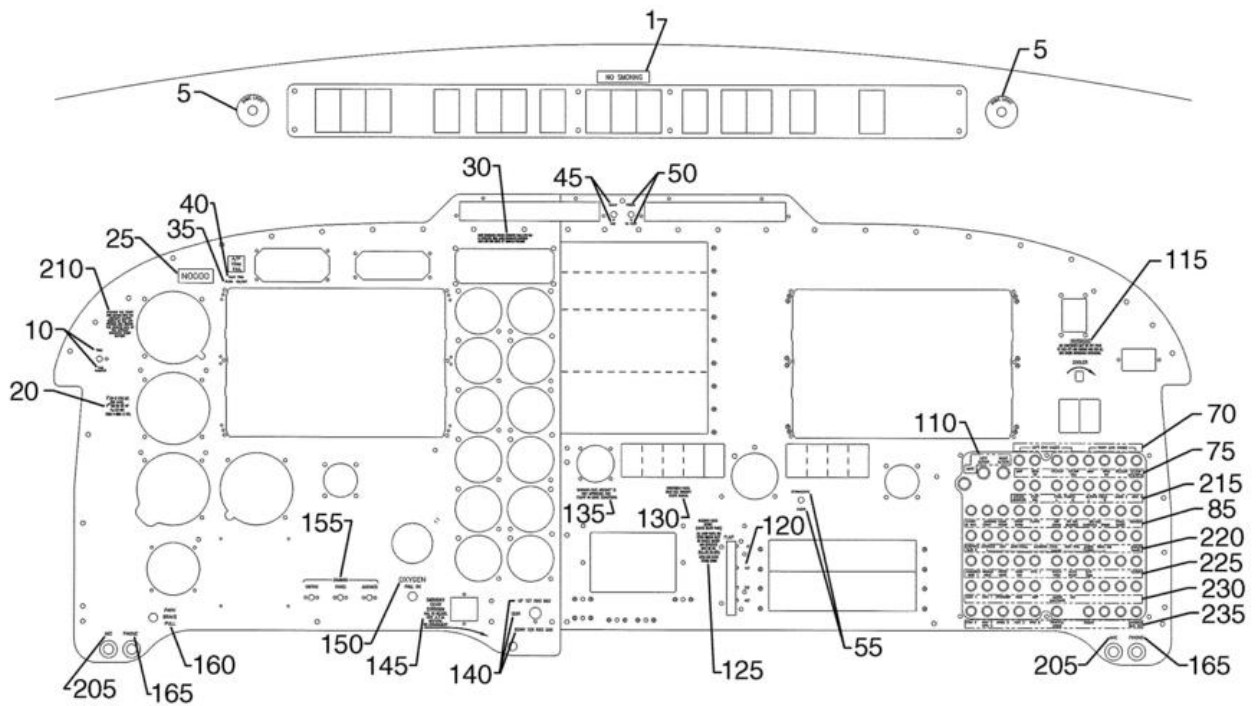


Figure 104B. Placards - Instrument Panel
(Sheet 1 of 2)

PIPER AIRCRAFT, INC.
PA-34-220T
AIRPLANE PARTS CATALOG



G600 Installation 3449410 thru 3449458

Figure 104B. Placards - Instrument Panel
 (Sheet 2 of 2)

PIPER AIRCRAFT, INC.
PA-34-220T
AIRPLANE PARTS CATALOG

Figure and Index Number	Part Number	Nomenclature	No. Req.	Serial Numbers Affected
104B-	87290 (CD) 107370 (A)	DRAWING - Placards Installation - Instrument Panel DRAWING - Placard Installation		3449001 thru 3449409 3449410 and up (with G600)
1	656-347	DECAL - NO SMOKING - (100700-032) Overhead Panel	1	3449097 and up
1	656-273	DECAL - NO SMOKING - (84967-222)	1	3449001 thru 3449096
5	656-257	DECAL - DOME LIGHT - (84967-214) Overhead Panel	2	3449269 thru 3449310, 3449312 thru 3449322, 3449324, 3449325 (without Entegra)
5	656-348	DECAL - DOME LIGHT - (100700-033) Overhead Panel	2	3449001 thru 3449268, 3449311, 3449323, 3449326 and up (w/Entegra/WAAS/G600)
10	656-352	DECAL - TRIM YAW DAMPER (84967-256)	1	3449152 and up (w/o Entegra/WAAS)
15	656-345	PLACARD - FD PLX ADJ - (84967-247)	1	3449152 thru 3449195
20	656-272	PLACARD - Airspeed Limitations - V _A 139 AT 4750 LBS SEE A.F.M. ... (84967-220)	1	3449001 thru 3449195, 3449311, 3449323, 3449326 thru 3449458 (w/Entegra/WAAS/G600)
20	656-404	DECAL - Airspeed Limitations - V ₀ 135 AT 4407 LBS SEE A.F.M. ... (100700-113) (See Note 3)	1	3449459, 3449467 and up
20A	683-930	DECAL - Airspeed Limitations - V _A 139 AT 4750 LBS. SEE A.F.M. ... (84967-278) (See Note 1)	1	3449269 thru 3449310, 3449312 thru 3449322, 3449324, 3449325 (without Entegra)
25	19099-000	PLATE - Aircraft Registration (N Number) (When ordering, specify registration number)	1	
30	656-269	PLACARD - AVOID CONTINUOUS GROUND OPERATION... (84967-217) (Required for 2-bladed propeller)	1	
31	583-335	PLACARD - ALTITUDE REPORTER INSTALLED (35669-154)	1	3449152 and up (without Entegra)
35	656-259	DECAL - PUSH ON/OFF (84967-216)	1	3449161, 3449178 thru 3449458
40	656-258	PLACARD - ELEV TRIM - (84967-215)	1	3449161, 3449178 thru 3449458
45	683-291	DECAL - NIGHT - DAY - (84967-130)	1	
50	683-294	DECAL - PRESS TO TEST - (84967-133)	1	
55	656-365	PLACARD - STORMSCOPE CLEAR - (84967-268)	1	3449161, 3449178 thru 3449458 (w/o Entegra/WAAS)
60	683-366	PLACARD - 28 VDC 5 AMP MAX - (84967-259)	1	3449152 thru 3449310, 3449312 thru 3449322, 3449324, 3449325 (without Entegra)
65	683-298	DECAL - KLN-90 DATALOADER - (84967-137)	1	
70	656-230	DECAL - LEFT ENG GAGES - RIGHT ENG GAGES - (84967-200)	1	3449001 thru 3449310, 3449312 thru 3449322, 3449324, 3449325, (without Entegra) 3449410 thru 3449458 (with G600)

- ITEM NOT ILLUSTRATED

When ordering, always specify Part Number, Description, and Serial Number of Aircraft

PIPER AIRCRAFT, INC.
PA-34-220T
AIRPLANE PARTS CATALOG

Figure and Index Number	Part Number	Nomenclature	No. Req.	Serial Numbers Affected
104B-75	656-231	DECAL - Circuit Breaker - MAP RPM TIT FF/CHT OT/OP VAC MAP RPM TIT FF/CHT OT/OP LFRQ/RFQ - (84967-199)	1	3449001 thru 3449310, 3449312 thru 3449322, 3449324, 3449325 (without Entegra) 3449410 thru 3449458 (with G600)
75A	683-987	DECAL - Circuit Breaker - BATT - LEFT ALTNTR - RIGHT ALTNTR (84967-305)	1	3449311, 3449323, 3449326 thru 3449409 (with Entegra)
80	656-227	DECAL - Circuit Breaker - ENGINE MONITOR - FLAP IND - FUEL PUMPS L, R - ALTNTR FIELD L, R - TURN & BANK 1,2 - (84967-203)	1	3449001 thru 3449310, 3449312 thru 3449322, 3449324, 3449325 (without Entegra)
80A	683-988	DECAL - Circuit Breaker - PFD - MFD - LEFT DAU - RIGHT DAU - FLAPS FUEL PUMPS L, R - START & ACC - (84967-306)	1	3449311, 3449323, 3449326 thru 3449409 (with Entegra)
85	656-228	DECAL - Circuit Breaker - START & ACC - LANDING GEAR CONT PUMP PROP SYNC - FLAPS - AIR COND - FR AIR BLOWER - DE-ICE SURFACE PROP - STALL WARN - HEATER - (84967-202)	1	3449001 thru 3449310, 3449312 thru 3449322, 3449324, 3449325 (without Entegra) 3449410 thru 3449458 (with G600)
85A	683-989	DECAL - Circuit Breaker - ALTNTR FIELD L, R - TURN & BANK - STALL WARN - FR AIR BLOWER - AIR COND - PROP SYNC - LANDING GEAR CONT PUMP - (84967-307)	1	3449311, 3449323, 3449326 thru 3449409 (with Entegra)
90	656-229	DECAL - Circuit Breaker - AVIONICS BUS 2 - AVIONICS - NAV - ANTI-COLL - LANDING/TAXI LIGHTS - INST PANEL - CABIN FLOOD - WING ICE - ANNUN PANEL - (84967-201)	1	3449001 thru 3449151
90	656-355	DECAL - Circuit Breaker - AVIONICS BUS 2 - AVIONICS - NAV ANTI-COLL - LANDING/TAXI LIGHTS - INST PANEL - CABIN FLOOD - WING ICE - COPILOT ATT GYRO - ANNUN PANEL - (84967-257)	1	3449152 thru 3449310, 3449312 thru 3449322, 3449324, 3449325 (without Entegra)
90A	683-990	DECAL - Circuit Breaker - AVIONICS BUS 1 - DE-ICE SURFACE PROP - HEATER - WSHLD HEAT - PITOT HEAT - ANNUN PANEL - STBY ATT INDICATOR - (84967-308)	1	3449311, 3449323, 3449326 thru 3449409 (with Entegra)
95	683-931	DECAL - Circuit Breaker - AVIONICS BUS 1 - WSHLD HEAT - PITOT HEAT - STBY ATT INDICATOR - STBY ALT VIBRATOR - PITCH TRIM - AUTO PILOT - COMPASS - INV - RMI - CLOCK (6 seat) (84967-280) (See Note 1)	1	3449152 thru 3449310, 3449312 thru 3449322, 3449324, 3449325 (without Entegra)
95	656-223	DECAL - Circuit Breaker - AVIONICS BUS 1 - WSHLD HEAT - PITOT HEAT - ENT CONSOLE - AUTO PLT ALERT - PITCH TRIM - AUTO PILOT - COMPASS - INV - RMI - CLOCK (84967-207)	1	3449001 thru 3449151
95	656-354	DECAL - Circuit Breaker - AVIONICS BUS 1 - WSHLD HEAT - PITOT HEAT - ENT CONSOLE - PITCH TRIM - AUTO PILOT - COMPASS - INV - RMI - CLOCK - (5 seat) (84967-253)	1	3449152 thru 3449310, 3449312 thru 3449322, 3449324, 3449325 (without Entegra)
95A	683-991	DECAL - Circuit Breaker - AVIONICS BUS 2 - LIGHTS - AVIONICS - NAV ANTI COLL - LANDING - TAXI - INST PANEL - CABIN FLOOD - WING ICE - (84967-309)	1	3449311, 3449323, 3449326 thru 3449409 (with Entegra)
100	656-267	DECAL - Circuit Breaker - COM/NAV 1 - XPONDER 1 - DME 1 - ADF 1 - AUDIO AMP / MKR - ENC ALT - MAP DISPLAY - (84967-218)	1	3449001 thru 3449151
100	683-938	DECAL - Circuit Breaker - COM1 - NAV 1 GPS 1 - XPONDER 1 - DME 1 - ADF 1 - AUDIO AMP/MKR - MFD - EHSI - ADAHRS - ENCODER - EADI - (84967-284) (See Note 2)	1	3449152 thru 3449310, 3449312 thru 3449322, 3449324, 3449325 (without Entegra)

- ITEM NOT ILLUSTRATED

When ordering, always specify Part Number, Description, and Serial Number of Aircraft

PIPER AIRCRAFT, INC.
PA-34-220T
AIRPLANE PARTS CATALOG

Figure and Index Number	Part Number	Nomenclature	No. Req.	Serial Numbers Affected
104B-100	683-932	DECAL - Circuit Breaker - COM1 - NAV 1 GPS 1 - XPONDER 1 - DME 1 - ADF 1 - AUDIO AMP/MKR - MFD - EHSI - ADAHRS - ENCODER - EADI - (84967-281) (See Note 1)	1	3449269 thru 3449458
100A	683-992	DECAL - Circuit Breaker - COM 1 - COM 2 - NAV1 GPS1 - XPONDER - AUDIO AMP/MKR - DME - ADF - (84967-310)	1	3449311, 3449323, 3449326 thru 3449409 (with Entegra)
105	656-224	DECAL - Circuit Breaker - COM/NAV 2 - TELEPHONE - XPONDER 2 - DME 2 - ADF 2 - GPS - STRIKE FINDER - RDR ALT - RADAR - AVIONICS BUS TIE - (84967-206)	1	3449001 thru 3449151
105	656-353	DECAL - Circuit Breaker - COM 2 - NAV 2 GPS 2 - XPONDER 2 - DME 2 - ADF 2 - GPS - STRIKE FINDER - RDR ALT - RADAR - TELEPHONE - AVIONICS BUS TIE - (84967-254)	1	3449152 thru 3449160, 3449162 thru 3449177
105	656-364	DECAL - Circuit Breaker - COM 2 - NAV 2 GPS 2 - XPONDER 2 - DME 2 - ADF 2 - SKYWATCH - WEATHER SYSTEM - RDR ALT - RADAR - AVIONICS BUS TIE - (5 seat) (84967-269)	1	3449161, 3449178 thru 3449458
105	683-939	DECAL - Circuit Breaker - COM 2 - NAV 2 GPS 2 - XPONDER 2 - DME 2 - ADF 2 - HAZ AVOID - FLT INFO - RDR ALT - RADAR - EHSI BUSS 2 - AVIONICS BUS TIE - (6 seat) (84967-285)	1	3449178 thru 3449284
105	683-942	DECAL - Circuit Breaker - COM 2 - NAV 2 - STORMSCOPE - DME 2 - ADF 2 - HAZ AVOID - FLT INFO - RDR ALT - RADAR - EHSI BUSS 2 - AVIONICS BUS TIE - (84967-286)	1	3449285 thru 3449310, 3449312 thru 3449322, 3449324, 3449325 (without Entegra)
105A	683-993	DECAL - Circuit Breaker - PITCH TRIM - AUTO PILOT - STRMSCP - HAZ AVOID - XM - RDR ALT - RADAR - AVIONICS BUS TIE - (84967-311)	1	3449311, 3449323, 3449326 thru 3449409 (with Entegra)
110	656-226	DECAL - Circuit Breaker - BATT - LEFT ALTNTR - RIGHT ALTNTR - (84967-204)	1	3449001 thru 3449310, 3449312 thru 3449322, 3449324, 3449325 (without Entegra) 3449410 thru 3449458 (with G600)
115	656-146	DECAL - WARNING AIR CONDITIONING MUST BE OFF ... - (84967-154)		
120	656-145	DECAL - FLAP 0°, 10°, 25°, 40° - (84967-153)	1	
125	656-144	DECAL - ALTERNATE STATIC SOURCE ... - (84967-152)	1	
130	656-153	DECAL - WINDSHIELD PANEL HEAT SEE AIRCRAFT FLIGHT MANUAL - (84967-161)	1	
135	656-153	DECAL - WARNING THIS AIRCRAFT IS NOT APPROVED ... - (84967-160)		
140	656-271	DECAL - GEAR UP 107 KIAS MAX, DOWN 128 KIAS MAX - (84967-221)	1	3449001 thru 3449310, 3449312 thru 3449322, 3449324, 3449325 (without Entegra) 3449410 thru 3449458 (with G600)
145	656-318	DECAL - EMERGENCY GEAR EXTENSION PULL... - (84967-223)	1	
150	656-147	DECAL - OXYGEN PULL ON (84967-155)	1	
155	656-108	DECAL - DIMMING - SWITCH - PANEL - AVIONICS - (84967-101)	1	3449001 thru 3449195, 3449311, 3449323, 3449326 thru 3449409 (with Entegra)
155	683-929	DECAL - DIMMING - EFIS - SWITCH - PANEL - AVIONICS - (84967-279) (See Note 1)	1	3449269 thru 3449310, 3449312 thru 3449322, 3449324, 3449325 (without Entegra)
160	656-142	DECAL - PARK BRAKE PULL - (84967-150)	1	
165	683-292	DECAL - PHONE - (84967-131)	2	

- ITEM NOT ILLUSTRATED

When ordering, always specify Part Number, Description, and Serial Number of Aircraft

PIPER AIRCRAFT, INC.
PA-34-220T
AIRPLANE PARTS CATALOG

Figure and Index Number	Part Number	Nomenclature	No. Req.	Serial Numbers Affected
104B-170	683-293	DECAL - MIKE - (84967-132)	2	3449001 thru 3449310, 3449312 thru 3449322, 3449324, 3449325 (without Entegra)
175	656-341	PLACARD - DME SELECT - NAV 1 HOLD NAV 2 - (84967-244)	1	3449152 thru 3449310, 3449312 thru 3449322, 3449324, 3449325 (without Entegra)
180	656-356	DECAL - EADI DISPLAY DOWN (84967-260)	1	3449269 thru 3449310, 3449312 thru 3449322, 3449324, 3449325 (without Entegra)
185	656-363	DECAL - STBY OFF - ON TEST - OFF GYRO - (84967-267)	1	3449269 thru 3449310, 3449312 thru 3449322, 3449324, 3449325 (without Entegra)
190	656-047	DECAL - STORMSCOPE NOT TO BE USED FOR ... (84967-049)	1	3449311, 3449323, 3449326 thru 3449409 (with Entegra)
195	684-727	DECAL - TAS - ON/STBY/TEST (84967-332)	1	3449311, 3449323, 3449326 thru 3449409 (with Entegra)
200	684-728	DECAL - GEAR UP 107 KIAS MAX, DOWN 128 KIAS MAX- (84967-333)	1	3449311, 3449323, 3449326 thru 3449409 (with Entegra)
205	683-965	DECAL - MIC - (84967-298)	2	3449459, 3449467 and up 3449311, 3449323 and up (w/Entegra/WAAS/G600)
210	684-745	DECAL - PUSHING THE STDBY PWR BUTTON WITH THE... (84967-339) Attitude Indicator	1	3449311, 3449323, 3449326 thru 3449409 (Entegra/WAAS)
215	684-931	PLACARD - Circuit Breaker - ENGINE MONITOR - FLAP IND - FUEL PUMPS L R - ALTNTR FIELD L R - AHRS 1 - ADC 1 - (107371-002)	1	3449410 thru 3449458 (with G600)
220	684-932	PLACARD - Circuit Breaker - AVIONICS BUS 2 - LIGHTS - AVIONICS NAV ANTI-COLL LANDING/TAXI INST PNL CABIN FLOOD WING ICE ANNUN PANEL - (107371-003)	1	3449410 thru 3449458 (with G600)
225	684-933	PLACARD - Circuit Breaker - AVIONICS BUS 1 - WSHLD HEAT - PITOT HEAT - STBY ADI - PFD 1 - PITCH TRIM - AUTO PILOT - A/P T&B - CLOCK - (107371-004)	1	3449410 thru 3449458 (with G600)
230	684-934	PLACARD - Circuit Breaker - COM 1 - NAV 1 GPS 1 - XPONDER - DME - ADF - AUDIO AMP/MKR - XM - (684-934)	1	3449410 thru 3449458 (with G600)
235	684-935	PLACARD - Circuit Breaker - COM 2 - NAV 2 GPS 2 - AHRS 2 - ADC 2 - PFD 2 - TRAFFIC AVOID - STORMSCOPE - RADAR - AVIONICS BUS TIE - (107371-006)	1	3449410 thru 3449458 (with G600)

NOTES:

1. SERIAL NUMBERS 3449269 AND UP (OPTIONAL EFIS INSTALLATION.)
2. SERIAL NUMBERS 3449285 AND UP (IHAS & EFIS INSTALLATION.)
3. INSTALL 656-004, (100700-113) DECAL OVER 684-991, (104349-052) TRANSFER ON INSTRUMENT PANEL.

- ITEM NOT ILLUSTRATED

When ordering, always specify Part Number, Description, and Serial Number of Aircraft

PIPER AIRCRAFT, INC.
PA-34-220T
AIRPLANE PARTS CATALOG

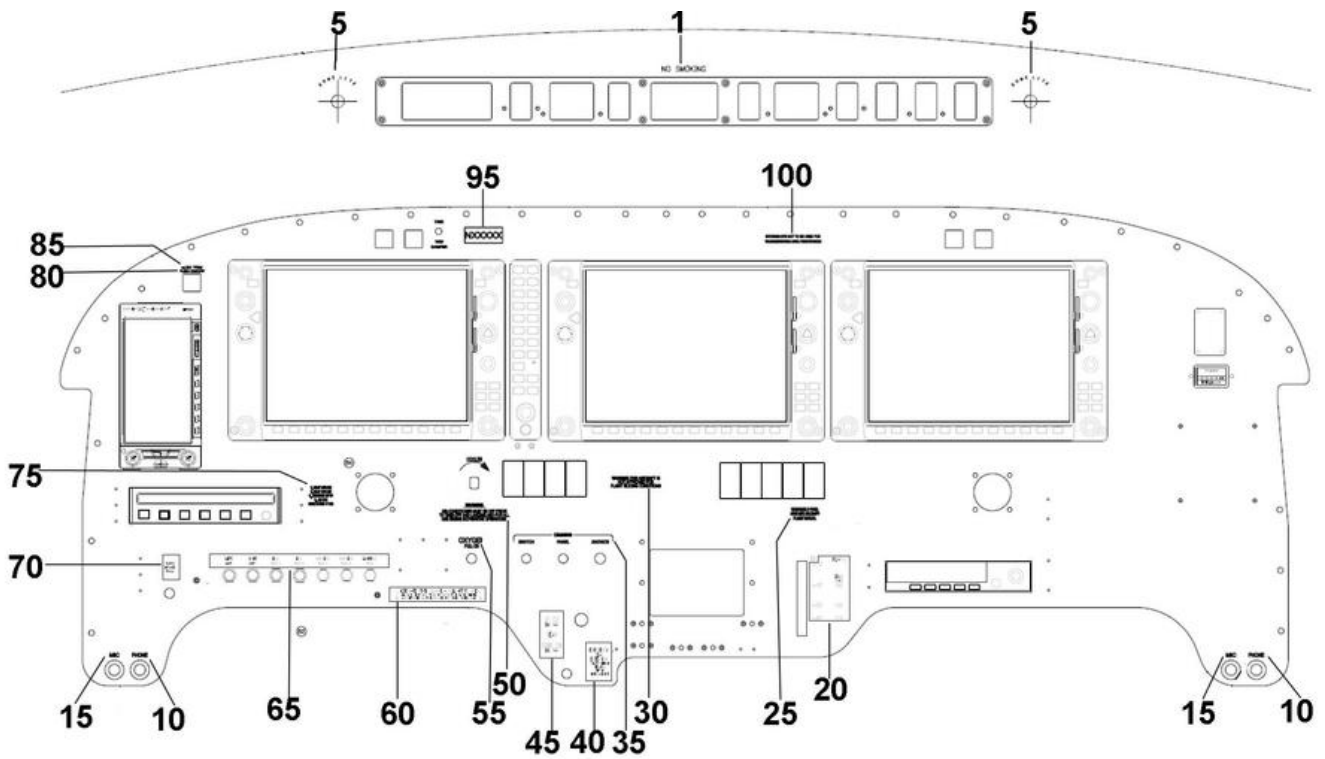


Figure 104C. Placards - Instrument Panel Seneca V G1000
(Serial Numbers 3449459, 3449467 thru 3449508)

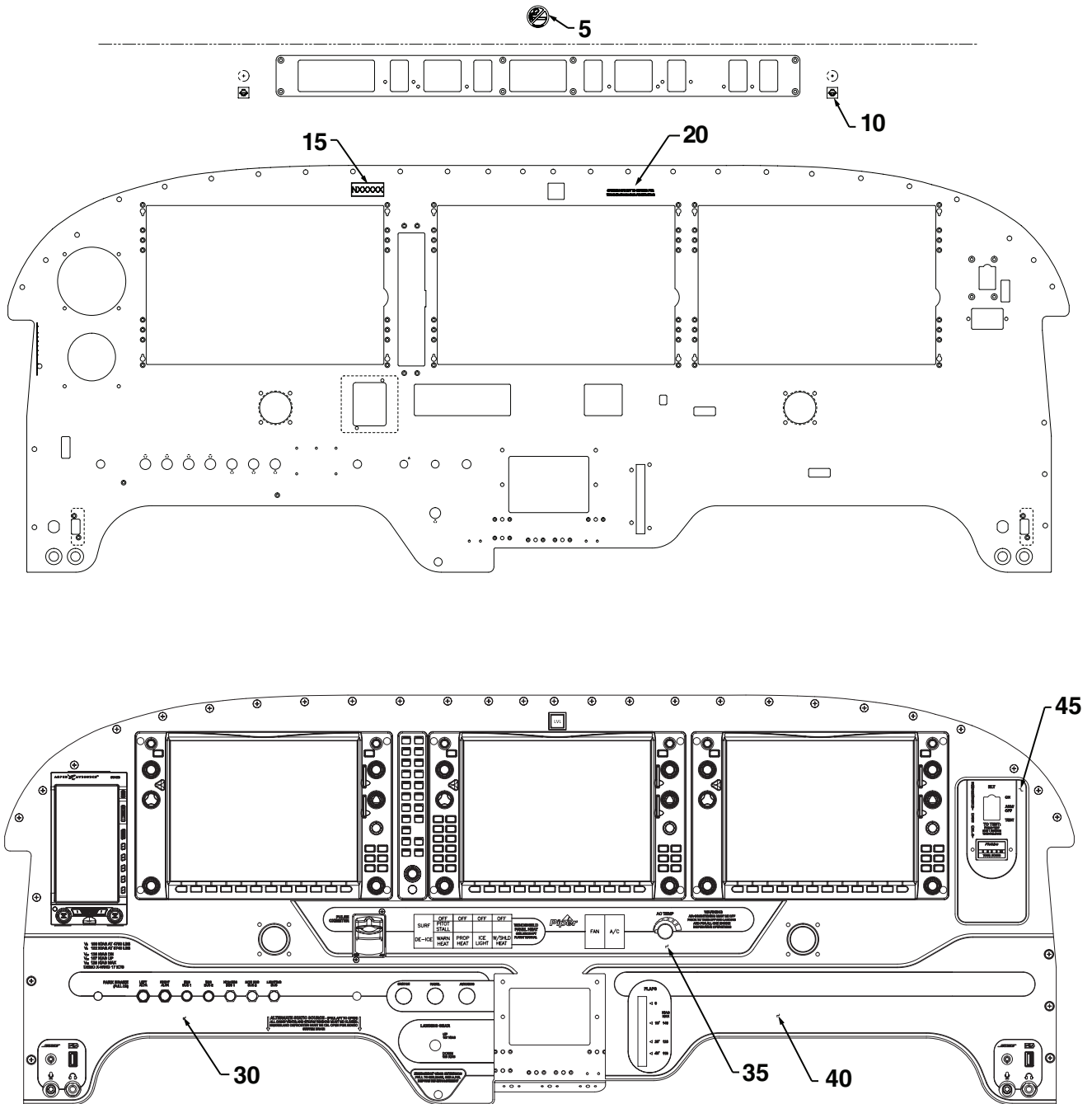
PIPER AIRCRAFT, INC.
PA-34-220T
AIRPLANE PARTS CATALOG

Figure and Index Number	Part Number	Nomenclature	No. Req.	Serial Numbers Affected
104C-	87290 (CD)	DRAWING - Placards Installation - Instrument Panel		3449001 and up
1	656-347	DECAL - NO SMOKING - (100700-032) Overhead Panel	1	
5	656-348	DECAL - DOME LIGHT - (100700-033) Overhead Panel	2	
10	683-292	DECAL - PHONE - (84967-131)	2	
15	683-965	DECAL - MIC (84967-298)	2	
20	107396-008	PLACARDS LIGHTED - FLAPS KIAS MAX 140...	1	3449459, 3449467 thru 3449508
25	656-153	DECAL - WINDSHIELD PANEL HEAT - SEE AIRCRAFT FLIGHT MANUAL - (84967-161)	1	
30	656-152	DECAL - WARNING THIS AIRCRAFT IS NOT APPROVED ... (84967-160)	1	
35	684-989	TRANSFER - DIMMING - SWITCH PANEL AVIONICS - (104349-050)	1	
40	107396-003	PLACARDS LIGHTED - EMERGENCY GEAR EXTENSION...	1	3449459, 3449467 thru 3449508
45	107396-002	PLACARDS LIGHTED - UP 107 KIAS MAX - GEAR - DOWN 128 KIAS MAX - Landing Gear Limitations	1	3449459, 3449467 thru 3449508
50	684-988	TRANSFER - WARNING AIR CONDITIONER MUST BE OFF ... (104349-049)	1	
55	656-147	DECAL - OXYGEN PULL ON (84967-155)	1	
60	107396-004	PLACARDS LIGHTED - ALTERNATE STATIC SOURCE PULL AFT ...	1	3449459, 3449467 thru 3449508
65	107274-007	PLACARDS LIGHTED - LEFT ALTR - RIGHT ALTR - ESS BUS 1 - ESS BUS 2 - NON ESS BUS 1 - NON ESS BUS 2 - LIGHTING BUS	1	3449459, 3449467 thru 3449508
70	107396-007	PLACARDS LIGHTED - PARK BRAKE PULL	1	3449459, 3449467 thru 3449508
75	684-991	DECAL - Airspeed Limitations V ₀ 139 AT 4750 LBS., V ₀ 122 AT 3740 LBS. ... (104349-052)	1	
80	656-259	DECAL - PUSH ON/OFF (84967-216)	1	
85	656-258	DECAL - ELEV. TRIM (84967-215)	1	
90	-----	DELETED		
95	19099-000	PLATE - Aircraft Registration (When ordering, specify registration number)	1	
100	656-047	DECAL - STORMSCOPE NOT TO BE USED FOR ... (84967-049) (optional)	1	
-105	684-976	DECAL - ALT AIR - OFF ON - PULL TO UNLOCK (100700-092) (Cover Assy Engine Controls)	1	
-110	99121-000	PLACARD ASSY - CORRECTION CARD ALTERNATE STATIC... (optional) (Mounted left of control wheel on Seneca V; Mounted below pilot turn coordinator on Seneca IV)	1	3449001 and up

- ITEM NOT ILLUSTRATED

When ordering, always specify Part Number, Description, and Serial Number of Aircraft

PIPER AIRCRAFT, INC.
PA-34-220T
AIRPLANE PARTS CATALOG



LOOKING FORWARD

Figure 104D. Placards - Instrument Panel Seneca V G1000 NXi
 (Serial Numbers 3449509 and up)

PIPER AIRCRAFT, INC.
PA-34-220T
AIRPLANE PARTS CATALOG

Figure and Index Number	Part Number	Nomenclature	No. Req.	Serial Numbers Affected
104D-	87290 (CD) 34F24A000 (D)	DRAWING - Placards Installation – Instrument Panel DRAWING - Electrical Installation Seneca V – G1000 NXi		3449001 and up 3449509 and up
5	46G110002-001	DECAL - NO SMOKING	1	3449509 and up
10	100700-126	DECAL - DOME LIGHT	2	3449509 and up
15	19099-000	PLATE ASSY (When ordering specify registration number)	1	
20	656-047	DECAL - STORMSCOPE NOT TO BE USED FOR..... (84967-049) optional	1	
25	34F24A000-002	SYSTEM INSTALLATION - Instrument Panel	REF	3449509 and up
30	34F24A019-001	* PLACARD ASSY - Pilot with oxygen	1	3449509 and up
30	34F24A019-008	* PLACARD ASSY - Pilot standard	1	3449509 and up
-30A	683-482	** EL PLACARD - Pilot with oxygen (34F24V002-001)	1	3449509 and up
-30B	683-483	** EL PLACARD - Pilot standard (34F24V002-008)	1	3449509 and up
35	34F24A019-006	* PLACARD ASSY - Standard	1	3449509 and up
35	34F24A019-003	* PLACARD ASSY - All Options	1	3449509 and up
35	34F24A019-004	* PLACARD ASSY - With Airconditioning	1	3449509 and up
35	34F24A019-005	* PLACARD ASSY - With De-Ice	1	3449509 and up
-35A	683-480	** EL PLACARD - Standard (34F24V002-006)	1	3449509 and up
-35B	683-477	** EL PLACARD - All Options (34F24V002-003)	1	3449509 and up
-35C	683-478	** EL PLACARD - With Airconditioning (34F24V002-004)	1	3449509 and up
-35D	683-479	** EL PLACARD - With De-Ice (34F24V002-005)	1	3449509 and up
40	34F24A019-002	* PLACARD ASSY - Co-Pilot	1	3449509 and up
-40A	683-476	** EL PLACARD - Co-Pilot (34F24V002-002)	1	3449509 and up
45	34F24A019-007	* PLACARD ASSY - ELT	1	3449509 and up
-45A	683-481	** EL PLACARD - ELT (34F24V002-007)	1	3449509 and up

- ITEM NOT ILLUSTRATED

When ordering, always specify Part Number, Description, and Serial Number of Aircraft

**PIPER AIRCRAFT, INC.
PA-34-220T
AIRPLANE PARTS CATALOG**

THIS PAGE INTENTIONALLY LEFT BLANK

PIPER AIRCRAFT, INC.
PA-34-220T
AIRPLANE PARTS CATALOG

Figure and Index Number	Part Number	Nomenclature	No. Req.	Serial Numbers Affected
PIPER SERVICE AND OPTIONAL KITS				
653-079		PASSENGER BRIEFING CARD (36734-002)		
37914-002		RADOME ASSY		
651-662		THREE BLADE PROPELLER DE-ICE SYSTEM INSTALLATION KIT		3449459, 3449467 and up
652-363		SEAL REPLACEMENT KIT		
760-297		PITOT COVER KIT		
761-100		PROPELLER REPAIR KIT (See Note 1)		
764-094		JANITROL HEATER HOUR METER INSTALLATION		
764-128		PNEUMATIC DE-ICER SYSTEM INSTALLATION KIT (If heated Pitot Static Head is not installed on aircraft, Heated Pitot Static Head Installation Kit 764-132 must also be ordered and installed).		
764-132		HEATED PITOT STATIC HEAD INSTALLATION KIT		
764-399		WING TIP RECOGNITION LIGHT INSTALLATION KIT		
764-998		KIT - CORROSION - AFT SPAR REWORK (87584-000) (Reference Piper Service Bulletin 1244, latest revision)		3447001 thru 3447029 3449001 and up
766-222		FIRE RESISTANT FIBERGLASS REPAIR KIT		
766-608		4407 LB MAX GROSS WEIGHT MODIFICATION KIT		3447001 thru 3447029
766-611		KLN-90B OBS RESOLVER WIRING MOD KIT (Reference Piper Service Bulletin 993, latest revision)		3447001 thru 3447008
766-632		4407 LB MAX GROSS WEIGHT MODIFICATION KIT		3449001 and up
766-645		DETENT REPLACEMENT FUEL LEVER KIT (Reference Piper Service Bulletin 1010, latest revision)		3449001 thru 3449019
766-648		PNEUMATIC DE-ICER SYSTEM INSTALLATION KIT (Includes ice detection light and heated stall warning system.)		3449001 and up
766-649		THREE BLADE PROPELLER DE-ICE SYSTEM INSTALLATION KIT		3449001 thru 3449458
766-650		HEATED WINDSHIELD PANEL INSTALLATION KIT		3449001 and up
766-678		FUEL PUMP COOLING INLET INSTALLATION KIT (Reference Piper Service Letter 1031, latest revision)		3449001 thru 3449185
767-319		S-TEC 55X AUTOPILOT STEERING KIT (Reference Piper Service Bulletin 1083, latest revision)		3449195 thru 3449226
767-359		MOUNT ASSY, HYDRAULIC JACK NOSE GEAR KIT (Reference Piper Service Bulletin 1123, latest revision)		3447001 thru 3447029; 3449001 thru 3449261, 3449263 thru 3449312
767-367		KELLY AEROSPACE SERVICE KIT (See Note 2)		3447001 thru 3447029; 3449001 thru 3449278
767-369		RIVET REPLACEMENT KIT - FIN (Reference Piper Service Bulletin 1130, latest revision)		3447001 thru 3447029; 3449001 thru 3449284
767-390		ELECTRICAL CONTACTOR REPLACEMENT KIT (88371-002) (Reference Piper Service Letter 1093, latest revision)		
767-391		ELECTRICAL CONTACTOR REPLACEMENT KIT (88371-003) (Reference Piper Service Letter 1093, latest revision)		
767-392		ELECTRICAL CONTACTOR REPLACEMENT KIT (88371-004) (Reference Piper Service Letter 1093, latest revision)		
767-393		ELECTRICAL CONTACTOR REPLACEMENT KIT (88371-005) (Reference Piper Service Letter 1093, latest revision)		
767-394		ELECTRICAL CONTACTOR REPLACEMENT KIT (88371-006) (Reference Piper Service Letter 1093, latest revision)		
767-395		ELECTRICAL CONTACTOR REPLACEMENT KIT (88371-007) (Reference Piper Service Letter 1093, latest revision)		
767-397		RIB FLANGE REPAIR KIT - LEFT (88373-002)		3447001 thru 3447029; 3449001 thru 3449323

- ITEM NOT ILLUSTRATED

When ordering, always specify Part Number, Description, and Serial Number of Aircraft

PIPER AIRCRAFT, INC.
PA-34-220T
AIRPLANE PARTS CATALOG

Figure and Index Number	Part Number	Nomenclature	No. Req.	Serial Numbers Affected
PIPER SERVICE AND OPTIONAL KITS (continued)				
	767-398	RIB FLANGE REPAIR KIT - RIGHT (88373-003)		3447001 thru 3447029; 3449001 thru 3449323
	766-632	KIT - 1999 KG MAX GROSS WEIGHT (88247-000)		3449001 thru 3449310, 3449312 thru 3449322, 3449324 and 3449325
	88247-002	KIT - 1999 KG MAX GROSS WEIGHT (ENTEGRA)		3449311, 3449323, 3449326 thru 3449409, 3449411 thru 3449414, 3449420
	88247-003	KIT - 1999 KG MAX GROSS WEIGHT (G600)		3449410, 3449415 thru 3449419, 3449421 and up
	88247-004	KIT - 1999 KG MAX GROSS WEIGHT (G1000)		3449459, 3449467 and up
	88247-005	KIT - 1999 KG MAX GROSS WEIGHT (G1000 NXi)		3449509 and up
	767-368	KIT - INDICATOR- Nose Gear Turn Limit (88348-000) (Reference Piper Service Bulletin 1123, latest revision)		3447001 thru 3447029; 3449001 thru 3449459
	767-391	KIT - ELECTRICAL CONTACTOR REPLACEMENT (88371-003)		
	767-392	KIT - ELECTRICAL CONTACTOR REPLACEMENT (88371-004)		
	88430-002	STRAP - ENGINE MOUNT REPAIR (Reference Piper Service Bulletin 1184, latest revision)		3449335 thru 3449439
	88432-002	KIT - VOLTAGE SUPPRESSOR REPLACEMENT (Reference Piper Service Bulletin 1187, latest revision)		3449311, 3449323, 3449326 and up
	88435-002	KIT - DECAL - Attitude Indicator		3449311, 3449323, 3449326 thru 3449387
	88466-002	KIT - STARTER CONTACTOR REPLACEMENT		3447001 thru 3447029, 3449001 thru 3449405 3449402 thru 3449409
	88481-002	KIT - FIBERGLASS REPAIR		3449001 thru 3449444
	88502-002	KIT - PA34 AIR CONDITIONING COMPRESSOR REPLACEMENT (Required for first time installation of 557-802 compressor)		
	88512-002	KIT - HYDRAULIC SOLENOID REPLACEMENT		3449001 thru 3449443
	88554-002	KIT AUX FUEL CONTROL ASSY REPLACEMENT		3449001 thru 3449415
	88557-001	KIT - FREON LINE REPAIR, FWD		3447001 thru 3447029
	88557-002	KIT - FREON LINE REPAIR, AFT		3447001 thru 3447029
	88558-002	KIT - STALL INHIBIT AURAL ALERT SWITCH INSTALLATION		3449467 thru 3449491
	88561-002	KIT - RSM RELOCATION (When equipped with single sensor GMU-44)		3449479 thru 3449482, 3449484 and up
	88563-001	KIT - FREON LINE SPLICE REPAIR		3447001 thru 3447029
	88583-701	KIT - LIGHT ATTACHMENT REINFORCEMENT, RUDDER FIN TIP (Reference Service Spares Letter 467, latest revision)		
	88638-001	KIT - 1999 KG MAX GROSS WEIGHT DECAL		3449510

NOTES:

1. USED ON PROPELLER ASSEMBLIES
BHC-C2YF-2CKUF/FC8459-8R AND
BHC-C2YF-2CLKUF/FJC8459-8R ONLY.
2. REFERENCE PIPER SERVICE BULLETIN 1127, LATEST
REVISION. USED ON ALL AIRCRAFT WITH 91E93-1 OR
91E92-1 PUMPS INSTALLED.

- ITEM NOT ILLUSTRATED

When ordering, always specify Part Number, Description, and Serial Number of Aircraft

**PIPER AIRCRAFT, INC.
PA-34-220T
AIRPLANE PARTS CATALOG**

Figure and Index Number	Part Number	Nomenclature	No. Req.	Serial Numbers Affected
FOREIGN CERTIFICATION REQUIREMENTS				
RUSSIAN CERTIFICATION				
	PS50008-20	ALTIMETER INDICATOR		
	106775-003	DECAL - INSTL - ENGINE - CUTOFF		
	106790-002	DECAL ASSY - INSTL - VHF RADIO		
BRAZILIAN CERTIFICATION				
	106876-006	DATA PLATE DETAIL		
	106451-002	DECAL INSTALLATION SENECA G600		
	106451-010	DECAL INSTALLATION SENECA G1000		3449459, 3449467 thru 3449508
	106451-029	DECAL INSTALLATION SENECA V G1000 NXi		3449509 and up
CHINESE CERTIFICATION				
	34G020000-001	DECAL INSTALLATION SENECA V G1000 NXi		3449509 and up
COLUMBIAN CERTIFICATION				
	106923-048	DECAL INSTALLATION and DETAILS - Seneca V G1000 NXi		3449509 and up
MEXICAN CERTIFICATION				
	34G11A001-001	DECAL INSTALLATION and DETAILS - Seneca V G1000 NXi		3449509 and up

- ITEM NOT ILLUSTRATED

When ordering, always specify Part Number, Description, and Serial Number of Aircraft

**PIPER AIRCRAFT, INC.
PA-34-220T
AIRPLANE PARTS CATALOG**

THIS PAGE INTENTIONALLY LEFT BLANK